



FORT LAUDERDALE POLICE DEPARTMENT

Criminal Investigations Division | Crime Analysis Unit

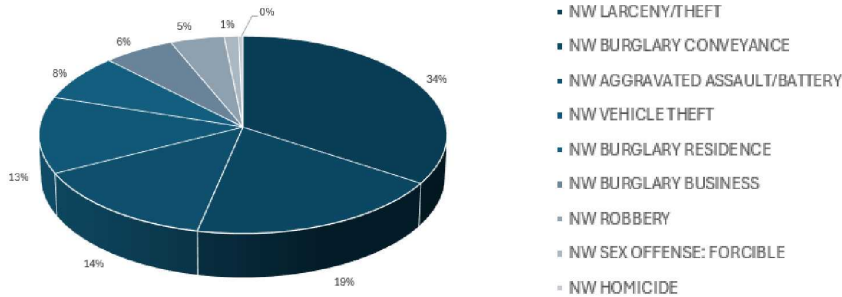
1515 W CYPRESS CREEK RD, FORT LAUDERDALE, FL 33309 | (954) 828-5700 | www.flpd.org

Northwest CRA

COUNT PART 1 CRIMES BY OFFENSE GROUP PER YEAR					
JAN 1, 2022 - MAR 31, 2025					
OFFENSE GROUP	2022	2023	2024	2025	GRAND TOTAL
AGGRAVATED ASSAULT/BATTERY	154	190	203	52	599
BURGLARY BUSINESS	85	74	81	17	257
BURGLARY CONVEYANCE	284	244	211	69	808
BURGLARY RESIDENCE	105	101	96	25	327
HOMICIDE	2	11	3	0	16
LARCENY/THEFT	425	475	455	95	1450
ROBBERY	48	69	61	17	195
SEX OFFENSE: FORCIBLE	14	11	22	5	52
VEHICLE THEFT	155	167	174	35	531
GRAND TOTAL	1272	1342	1306	315	4235

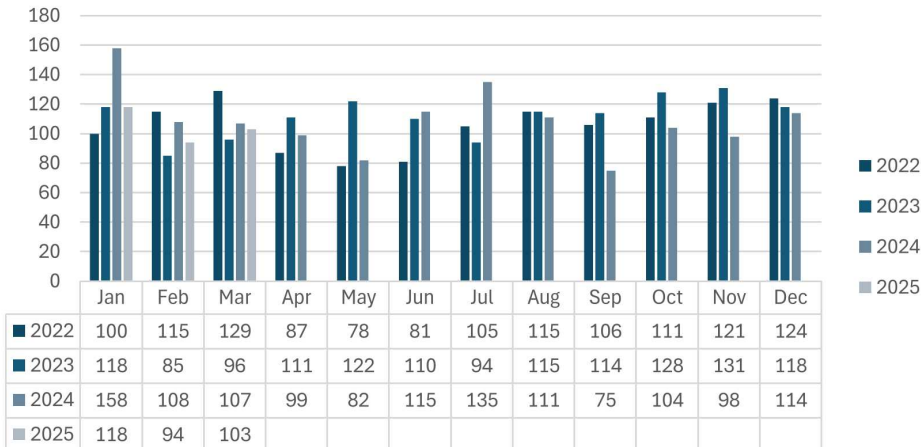
PART I CRIMES PERCENTAGES

JAN 1, 2022 - MAR 31, 2025



COUNT OF PART I CRIMES BY MONTH/YEAR

JAN 1, 2022 - MAR 31, 2025





FORT LAUDERDALE POLICE DEPARTMENT

Criminal Investigations Division | Crime Analysis Unit

1515 W CYPRESS CREEK RD, FORT LAUDERDALE, FL 33309 | (954) 828-5700 | www.flpd.org

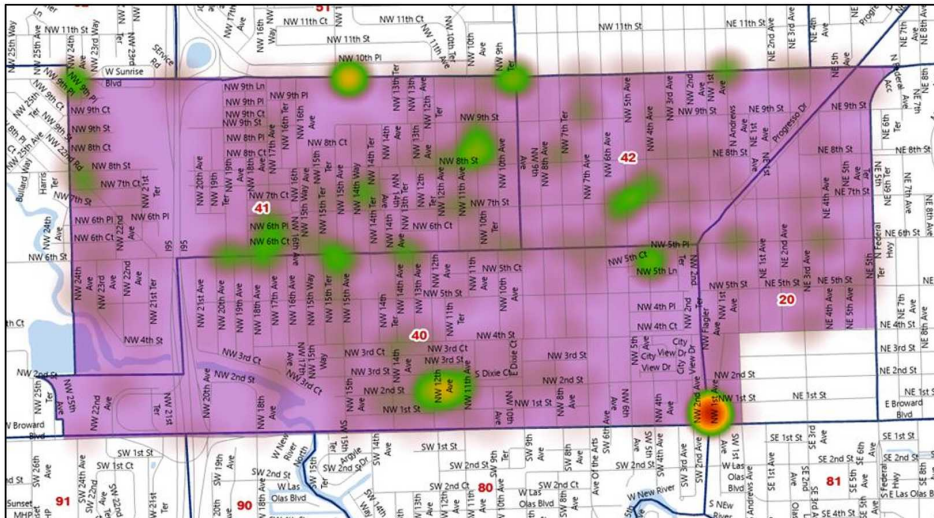
TOP 10 CALLS FOR SERVICE BY NATURE CODE DESCRIPTION JAN 1, 2020 - MAR 31, 2025

NATURE CODE DESCRIPTION	TOTAL
68-POLICE SERVICE CALL	19073
13I-SUSPICIOUS INCIDENT/PACKAGE	14267
14-INFORMATION	11826
22-DISTURBANCE/NUISANCE	11773
911 HANG UP/DROP OFF	11259
49A-AUDIBLE/INTRUSION ALARM	5207
51-TRESPASSING	4898
04-ACCIDENT-MINOR	4712
73-TRAFFIC/PARKING COMPLAINT	4339
66-CIVIL MATTER/CUSTODY ISSUE	4005
Grand Total	91359

CALLS FOR SERVICE - TOP 5 RECURRING LOCATIONS JAN 1, 2020 - MAR 31, 2025

ADDRESS	PREMISE	TOTAL
101 NW 1ST AV	BCT STATION	3946
1450 W SUNRISE BLVD	CARTER PARK	3622
540 NW 4TH AV	REGAL TRACE APTS	1974
600 NW 19TH AV	LINCOLN PARK	2076
920 NW 7TH AV	HOMELESS ASSISTANCE CENTER	1730
GRAND TOTAL		13348

CALLS FOR SERVICE DENSITY MAP JAN 1, 2020 - MAR 31, 2025





FORT LAUDERDALE POLICE DEPARTMENT

Criminal Investigations Division | Crime Analysis Unit

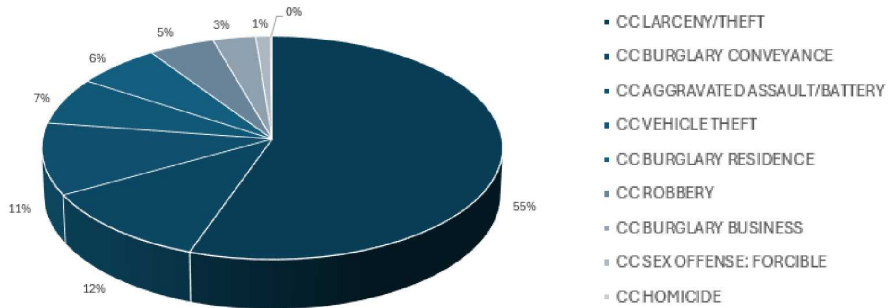
1515 W CYPRESS CREEK RD, FORT LAUDERDALE, FL 33309 | (954) 828-5700 | www.flpd.org

Central City CRA

COUNT PART 1 CRIMES BY OFFENSE GROUP PER YEAR					
JAN 1, 2022 - MAR 31, 2025					
OFFENSE GROUP	2022	2023	2024	2025	GRAND TOTAL
AGGRAVATED ASSAULT/BATTERY	37	50	50	5	142
BURGLARY BUSINESS	19	12	12	1	44
BURGLARY CONVEYANCE	47	60	43	7	157
BURGLARY RESIDENCE	22	20	30	15	87
HOMICIDE	0	1	0	1	2
LARCENY/THEFT	297	234	190	34	755
ROBBERY	30	16	20	2	68
SEX OFFENSE: FORCIBLE	5	2	6	2	15
VEHICLE THEFT	28	27	34	4	93
GRAND TOTAL	485	422	385	71	1363

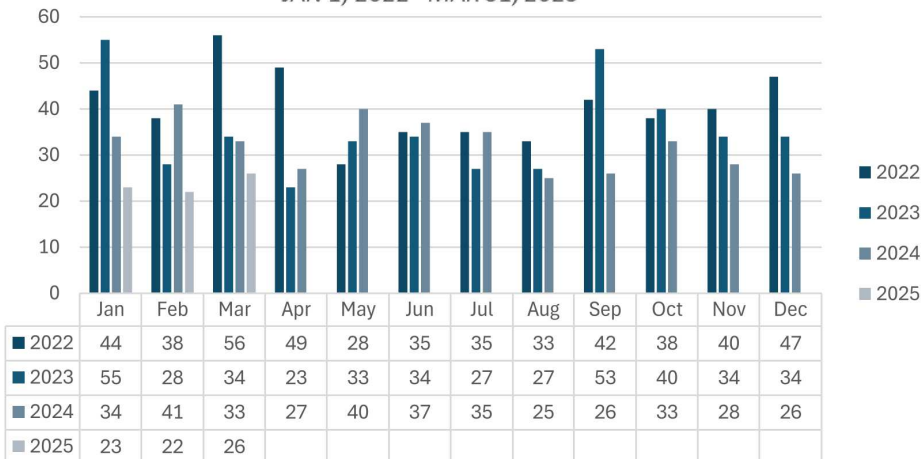
PART I CRIMES PERCENTAGES

JAN 1, 2022 - MAR 31, 2025



COUNT OF PART I CRIMES BY MONTH/YEAR

JAN 1, 2022 - MAR 31, 2025





FORT LAUDERDALE POLICE DEPARTMENT

Criminal Investigations Division | Crime Analysis Unit

1515 W CYPRESS CREEK RD, FORT LAUDERDALE, FL 33309 | (954) 828-5700 | www.flpd.org

TOP 10 CALLS FOR SERVICE BY NATURE CODE DESCRIPTION JAN 1, 2020 - MAR 31, 2025

NATURE CODE DESCRIPTION	TOTAL
22-DISTURBANCE/NUISANCE	4319
68-POLICE SERVICE CALL	3486
13I-SUSPICIOUS INCIDENT/PACKAGE	3211
51-TRESPASSING	3023
14-INFORMATION	2955
08-MISSING PERSON/RUNAWAY	2778
911 HANG UP/DROP OFF	2727
04-ACCIDENT-MINOR	1712
30-LARCENY	1657
08R-MISSING PERSON (RECOVERED)	1642
Grand Total	27510

CALLS FOR SERVICE - TOP 5 RECURRING LOCATIONS JAN 1, 2020 - MAR 31, 2025

ADDRESS	PREMISE	TOTAL
1 W SUNRISE BLVD	WALGREENS	1062
1000 N ANDREWS AV	WARFIELD PARK	948
1000 NE 4TH AV	HOME DEPOT	1679
1048 NE 3RD AV	GROUP HOME	4011
901 W SUNRISE BLVD	CIRCLE K	1866
GRAND TOTAL		9566

CALLS FOR SERVICE DENSITY MAP

JAN 1, 2020 - MAR 31, 2025

