Millennium Laboratories Inc. - CERTIFICATE OF RESULTS

ML#:011500023-01 container [05]
Matrix: LQM-Soil
Percent Solids: 92.3 % Lab Filtered: No

Field Ident: SB-7 (0.5)
Preservative: None
Report Code: S8270C-LL
Instrument : SMB5973

Site Name: Site K
Date Collected:2015-01-14 10:35:00
SOP : MLSM-0004 MLSM-0005

Method: EPA 8270C Low Level PAH
Date Prepared:2015-01-21 10:00:00

Batch ID:012115Q
Date Analyzed: 2015-01-25 01:06:00

CAS#	Parameter	Result	QUAL	Units	LOD(MDL)	LOQ(PQL)	DF|QF	Analyst
90-12-0	1-Methylnaphthalene	0.0055	U	mg/Kg dw	0.0055	0.036	1.08	TZ
91-57-6	2-Methylnaphthalene	0.0039	U	mg/Kg dw	0.0039	0.036	1.08	TZ
83-32-9	Acenaphthene	0.00073	U	mg/Kg dw	0.00073	0.036	1.08	TZ
208-96-8	Acenaphthylene	0.0014	U	mg/Kg dw	0.0014	0.036	1.08	TZ
120-12-7	Anthracene	0.00054	U	mg/Kg dw	0.00054	0.0072	1.08	TZ
56-55-3	Benz(a)Anthracene	0.0012	U	mg/Kg dw	0.0012	0.0072	1.08	TZ
50-32-8	Benzo(a)pyrene	0.0013	U	mg/Kg dw	0.0013	0.0072	1.08	TZ
205-99-2	Benzo(b)fluoranthene	0.0022	U	mg/Kg dw	0.0022	0.0072	1.08	TZ
191-24-2	Benzo(g,h,i)perylene	0.0039	U	mg/Kg dw	0.0039	0.018	1.08	TZ
207-08-9	Benzo(k)fluoranthene	0.0021	U	mg/Kg dw	0.0021	0.0072	1.08	TZ
218-01-9	Chrysene	0.0011	U	mg/Kg dw	0.0011	0.0072	1.08	TZ
53-70-3	Dibenz(a,h)Anthracene	0.0040	U	mg/Kg dw	0.0040	0.0072	1.08	TZ
206-44-0	Fluoranthene	0.0018	U	mg/Kg dw	0.0018	0.018	1.08	TZ
86-73-7	Fluorene	0.00090	U	mg/Kg dw	0.00090	0.018	1.08	TZ
193-39-5	Indeno(1,2,3-cd)pyrene	0.0026	U	mg/Kg dw	0.0026	0.0072	1.08	TZ
91-20-3	Naphthalene	0.00041	U	mg/Kg dw	0.00041	0.036	1.08	TZ
85-01-8	Phenanthrene	0.00083	U	mg/Kg dw	0.00083	0.0072	1.08	TZ
129-00-0	Pyrene	0.0045	U	mg/Kg dw	0.0045	0.018	1.08	TZ

Surrogates

CAS#	Parameter	Result	Expect Value	QUAL	Recovery	Unit	Limits	Analyst
321-60-8	2-Fluorobiphenyl	0.144	0.165		87	%	30 - 170	TZ
4165-60-0	Nitrobenzene-d5	0.121	0.165		73	%	30 - 170	TZ
1718-51-0	p-Terphenyl-d14	0.166	0.165		101	%	30 - 170	TZ

Millennium Laboratories Inc. - CERTIFICATE OF RESULTS

ML#:011500023-02 container [05]
Matrix: LQM-Soil
Percent Solids: 96.6 % Lab Filtered: No

Field Ident: SB-7 (2)
Preservative: None
Report Code: S8270C-LL
Instrument : SMB5973

Site Name: Site K
Date Collected:2015-01-14 10:35:00
SOP : MLSM-0004 MLSM-0005

Method: EPA 8270C Low Level PAH
Date Prepared:2015-01-21 10:00:00

Batch ID:012115Q
Date Analyzed: 2015-01-25 01:37:00

CAS#	Parameter	Result	QUAL	Units	LOD(MDL)	LOQ(PQL)	DF|QF	Analyst
90-12-0	1-Methylnaphthalene	0.0053	U	mg/Kg dw	0.0053	0.034	1.04	TZ
91-57-6	2-Methylnaphthalene	0.0037	U	mg/Kg dw	0.0037	0.034	1.04	TZ
83-32-9	Acenaphthene	0.00071	U	mg/Kg dw	0.00071	0.034	1.04	TZ
208-96-8	Acenaphthylene	0.0014	U	mg/Kg dw	0.0014	0.034	1.04	TZ
120-12-7	Anthracene	0.00052	U	mg/Kg dw	0.00052	0.0070	1.04	TZ
56-55-3	Benz(a)Anthracene	0.0011	U	mg/Kg dw	0.0011	0.0070	1.04	TZ
50-32-8	Benzo(a)pyrene	0.0012	U	mg/Kg dw	0.0012	0.0070	1.04	TZ
205-99-2	Benzo(b)fluoranthene	0.0021	U	mg/Kg dw	0.0021	0.0070	1.04	TZ
191-24-2	Benzo(g,h,i)perylene	0.0037	U	mg/Kg dw	0.0037	0.018	1.04	TZ
207-08-9	Benzo(k)fluoranthene	0.0020	U	mg/Kg dw	0.0020	0.0070	1.04	TZ
218-01-9	Chrysene	0.0010	U	mg/Kg dw	0.0010	0.0070	1.04	TZ
53-70-3	Dibenz(a,h)Anthracene	0.0038	U	mg/Kg dw	0.0038	0.0070	1.04	TZ
206-44-0	Fluoranthene	**0.0053**	**I**	mg/Kg dw	0.0018	0.018	1.04	TZ
86-73-7	Fluorene	0.00086	U	mg/Kg dw	0.00086	0.018	1.04	TZ
193-39-5	Indeno(1,2,3-cd)pyrene	0.0025	U	mg/Kg dw	0.0025	0.0070	1.04	TZ
91-20-3	Naphthalene	0.00040	U	mg/Kg dw	0.00040	0.034	1.04	TZ
85-01-8	Phenanthrene	0.00080	U	mg/Kg dw	0.00080	0.0070	1.04	TZ
129-00-0	Pyrene	0.0044	U	mg/Kg dw	0.0044	0.018	1.04	TZ

Surrogates

CAS#	Parameter	Result	Expect Value	QUAL	Recovery	Unit	Limits	Analyst
321-60-8	2-Fluorobiphenyl	0.134	0.165		81	%	30 - 170	TZ
4165-60-0	Nitrobenzene-d5	0.119	0.165		72	%	30 - 170	TZ
1718-51-0	p-Terphenyl-d14	0.130	0.165		79	%	30 - 170	TZ

Millennium Laboratories Inc. - CERTIFICATE OF RESULTS

ML#:011500023-03 container [05]
Matrix: LQM-Soil
Percent Solids: 98.7 % Lab Filtered: No

Field Ident: SB-7 (4)
Preservative: None
Report Code: S8270C-LL
Instrument : SMB5973

Site Name: Site K
Date Collected:2015-01-14 10:35:00
SOP : MLSM-0004 MLSM-0005

Method: EPA 8270C Low Level PAH
Date Prepared:2015-01-21 10:00:00

Batch ID:012115Q
Date Analyzed: 2015-01-24 18:16:00

CAS#	Parameter	Result	QUAL	Units	LOD(MDL)	LOQ(PQL)	DF|QF	Analyst
90-12-0	1-Methylnaphthalene	0.0052	U	mg/Kg dw	0.0052	0.033	1.01	TZ
91-57-6	2-Methylnaphthalene	0.0036	U	mg/Kg dw	0.0036	0.033	1.01	TZ
83-32-9	Acenaphthene	0.00069	U	mg/Kg dw	0.00069	0.033	1.01	TZ
208-96-8	Acenaphthylene	0.0013	U	mg/Kg dw	0.0013	0.033	1.01	TZ
120-12-7	Anthracene	0.00050	U	mg/Kg dw	0.00050	0.0068	1.01	TZ
56-55-3	Benz(a)Anthracene	0.0011	U	mg/Kg dw	0.0011	0.0068	1.01	TZ
50-32-8	Benzo(a)pyrene	0.0012	U	mg/Kg dw	0.0012	0.0068	1.01	TZ
205-99-2	Benzo(b)fluoranthene	0.0020	U	mg/Kg dw	0.0020	0.0068	1.01	TZ
191-24-2	Benzo(g,h,i)perylene	0.0036	U	mg/Kg dw	0.0036	0.017	1.01	TZ
207-08-9	Benzo(k)fluoranthene	0.0019	U	mg/Kg dw	0.0019	0.0068	1.01	TZ
218-01-9	Chrysene	0.0010	U	mg/Kg dw	0.0010	0.0068	1.01	TZ
53-70-3	Dibenz(a,h)Anthracene	0.0037	U	mg/Kg dw	0.0037	0.0068	1.01	TZ
206-44-0	Fluoranthene	0.0017	U	mg/Kg dw	0.0017	0.017	1.01	TZ
86-73-7	Fluorene	0.00084	U	mg/Kg dw	0.00084	0.017	1.01	TZ
193-39-5	Indeno(1,2,3-cd)pyrene	0.0024	U	mg/Kg dw	0.0024	0.0068	1.01	TZ
91-20-3	Naphthalene	0.00038	U	mg/Kg dw	0.00038	0.033	1.01	TZ
85-01-8	Phenanthrene	0.00078	U	mg/Kg dw	0.00078	0.0068	1.01	TZ
129-00-0	Pyrene	0.0042	U	mg/Kg dw	0.0042	0.017	1.01	TZ

Surrogates

CAS#	Parameter	Result	Expect Value	QUAL	Recovery	Unit	Limits	Analyst
321-60-8	2-Fluorobiphenyl	0.145	0.165		88	%	30 - 170	TZ
4165-60-0	Nitrobenzene-d5	0.133	0.165		81	%	30 - 170	TZ
1718-51-0	p-Terphenyl-d14	0.139	0.165		84	%	30 - 170	TZ

Millennium Laboratories Inc. - CERTIFICATE OF RESULTS

ML#:011500023-04 container [05]
Matrix: LQM-Soil
Percent Solids: 93.8 % Lab Filtered: No

Field Ident: SB-8 (0.5)
Preservative: None
Report Code: S8270C-LL
Instrument : SMB5973

Site Name: Site K
Date Collected:2015-01-14 11:51:00
SOP : MLSM-0004 MLSM-0005

Method: EPA 8270C Low Level PAH
Date Prepared:2015-01-21 10:00:00

Batch ID:012115Q
Date Analyzed: 2015-01-25 02:09:00

CAS#	Parameter	Result	QUAL	Units	LOD(MDL)	LOQ(PQL)	DF|QF	Analyst
90-12-0	1-Methylnaphthalene	0.0055	U	mg/Kg dw	0.0055	0.035	1.07	TZ
91-57-6	2-Methylnaphthalene	0.0039	U	mg/Kg dw	0.0039	0.035	1.07	TZ
83-32-9	Acenaphthene	0.00073	U	mg/Kg dw	0.00073	0.035	1.07	TZ
208-96-8	Acenaphthylene	0.0014	U	mg/Kg dw	0.0014	0.035	1.07	TZ
120-12-7	Anthracene	0.00054	U	mg/Kg dw	0.00054	0.0072	1.07	TZ
56-55-3	Benz(a)Anthracene	0.0012	U	mg/Kg dw	0.0012	0.0072	1.07	TZ
50-32-8	Benzo(a)pyrene	0.0013	U	mg/Kg dw	0.0013	0.0072	1.07	TZ
205-99-2	Benzo(b)fluoranthene	0.0021	U	mg/Kg dw	0.0021	0.0072	1.07	TZ
191-24-2	Benzo(g,h,i)perylene	0.0039	U	mg/Kg dw	0.0039	0.018	1.07	TZ
207-08-9	Benzo(k)fluoranthene	0.0020	U	mg/Kg dw	0.0020	0.0072	1.07	TZ
218-01-9	Chrysene	0.0011	U	mg/Kg dw	0.0011	0.0072	1.07	TZ
53-70-3	Dibenz(a,h)Anthracene	0.0040	U	mg/Kg dw	0.0040	0.0072	1.07	TZ
206-44-0	Fluoranthene	0.0018	U	mg/Kg dw	0.0018	0.018	1.07	TZ
86-73-7	Fluorene	0.00089	U	mg/Kg dw	0.00089	0.018	1.07	TZ
193-39-5	Indeno(1,2,3-cd)pyrene	0.0026	U	mg/Kg dw	0.0026	0.0072	1.07	TZ
91-20-3	Naphthalene	0.00041	U	mg/Kg dw	0.00041	0.035	1.07	TZ
85-01-8	Phenanthrene	0.00082	U	mg/Kg dw	0.00082	0.0072	1.07	TZ
129-00-0	Pyrene	0.0045	U	mg/Kg dw	0.0045	0.018	1.07	TZ

Surrogates

CAS#	Parameter	Result	Expect Value	QUAL	Recovery	Unit	Limits	Analyst
321-60-8	2-Fluorobiphenyl	0.150	0.165		91	%	30 - 170	TZ
4165-60-0	Nitrobenzene-d5	0.135	0.165		82	%	30 - 170	TZ
1718-51-0	p-Terphenyl-d14	0.151	0.165		92	%	30 - 170	TZ

Millennium Laboratories Inc. - CERTIFICATE OF RESULTS

ML#:011500023-05 container [05]
Matrix: LQM-Soil
Percent Solids: 86.4 % Lab Filtered: No

Field Ident: SB-8 (2)
Preservative: None
Report Code: S8270C-LL
Instrument : SMB5973

Site Name: Site K
Date Collected:2015-01-14 11:51:00
SOP : MLSM-0004 MLSM-0005

Method: EPA 8270C Low Level PAH
Date Prepared:2015-01-21 10:00:00

Batch ID:012115Q
Date Analyzed: 2015-01-25 02:40:00

CAS#	Parameter	Result	QUAL	Units	LOD(MDL)	LOQ(PQL)	DF|QF	Analyst
90-12-0	1-Methylnaphthalene	0.0059	U	mg/Kg dw	0.0059	0.038	1.16	TZ
91-57-6	2-Methylnaphthalene	0.0042	U	mg/Kg dw	0.0042	0.038	1.16	TZ
83-32-9	Acenaphthene	0.00079	U	mg/Kg dw	0.00079	0.038	1.16	TZ
208-96-8	Acenaphthylene	0.0015	U	mg/Kg dw	0.0015	0.038	1.16	TZ
120-12-7	Anthracene	0.00058	U	mg/Kg dw	0.00058	0.0078	1.16	TZ
56-55-3	Benz(a)Anthracene	0.0013	U	mg/Kg dw	0.0013	0.0078	1.16	TZ
50-32-8	Benzo(a)pyrene	**0.019**		mg/Kg dw	0.0014	0.0078	1.16	TZ
205-99-2	Benzo(b)fluoranthene	0.0023	U	mg/Kg dw	0.0023	0.0078	1.16	TZ
191-24-2	Benzo(g,h,i)perylene	0.0042	U	mg/Kg dw	0.0042	0.020	1.16	TZ
207-08-9	Benzo(k)fluoranthene	0.0022	U	mg/Kg dw	0.0022	0.0078	1.16	TZ
218-01-9	Chrysene	0.0012	U	mg/Kg dw	0.0012	0.0078	1.16	TZ
53-70-3	Dibenz(a,h)Anthracene	0.0043	U	mg/Kg dw	0.0043	0.0078	1.16	TZ
206-44-0	Fluoranthene	**0.029**		mg/Kg dw	0.0020	0.020	1.16	TZ
86-73-7	Fluorene	0.00096	U	mg/Kg dw	0.00096	0.020	1.16	TZ
193-39-5	Indeno(1,2,3-cd)pyrene	0.0028	U	mg/Kg dw	0.0028	0.0078	1.16	TZ
91-20-3	Naphthalene	0.00044	U	mg/Kg dw	0.00044	0.038	1.16	TZ
85-01-8	Phenanthrene	0.00089	U	mg/Kg dw	0.00089	0.0078	1.16	TZ
129-00-0	Pyrene	**0.029**		mg/Kg dw	0.0049	0.020	1.16	TZ

Surrogates

CAS#	Parameter	Result	Expect Value	QUAL	Recovery	Unit	Limits	Analyst
321-60-8	2-Fluorobiphenyl	0.114	0.165		69	%	30 - 170	TZ
4165-60-0	Nitrobenzene-d5	0.113	0.165		69	%	30 - 170	TZ
1718-51-0	p-Terphenyl-d14	0.170	0.165		103	%	30 - 170	TZ

Millennium Laboratories Inc. - CERTIFICATE OF RESULTS

ML#:011500023-06 container [05]
Matrix: LQM-Soil
Percent Solids: 98.8 % Lab Filtered: No

Field Ident: SB-8 (4)
Preservative: None
Report Code: S8270C-LL
Instrument : SMB5973

Site Name: Site K
Date Collected:2015-01-14 11:51:00
SOP : MLSM-0004 MLSM-0005

Method: EPA 8270C Low Level PAH
Date Prepared:2015-01-21 10:00:00

Batch ID:012115Q
Date Analyzed: 2015-01-24 19:50:00

CAS#	Parameter	Result	QUAL	Units	LOD(MDL)	LOQ(PQL)	DF|QF	Analyst
90-12-0	1-Methylnaphthalene	0.0052	U	mg/Kg dw	0.0052	0.033	1.01	TZ
91-57-6	2-Methylnaphthalene	0.0036	U	mg/Kg dw	0.0036	0.033	1.01	TZ
83-32-9	Acenaphthene	0.00069	U	mg/Kg dw	0.00069	0.033	1.01	TZ
208-96-8	Acenaphthylene	0.0013	U	mg/Kg dw	0.0013	0.033	1.01	TZ
120-12-7	Anthracene	0.00050	U	mg/Kg dw	0.00050	0.0068	1.01	TZ
56-55-3	Benz(a)Anthracene	0.0011	U	mg/Kg dw	0.0011	0.0068	1.01	TZ
50-32-8	Benzo(a)pyrene	0.0012	U	mg/Kg dw	0.0012	0.0068	1.01	TZ
205-99-2	Benzo(b)fluoranthene	0.0020	U	mg/Kg dw	0.0020	0.0068	1.01	TZ
191-24-2	Benzo(g,h,i)perylene	0.0036	U	mg/Kg dw	0.0036	0.017	1.01	TZ
207-08-9	Benzo(k)fluoranthene	0.0019	U	mg/Kg dw	0.0019	0.0068	1.01	TZ
218-01-9	Chrysene	0.0010	U	mg/Kg dw	0.0010	0.0068	1.01	TZ
53-70-3	Dibenz(a,h)Anthracene	0.0037	U	mg/Kg dw	0.0037	0.0068	1.01	TZ
206-44-0	Fluoranthene	0.0017	U	mg/Kg dw	0.0017	0.017	1.01	TZ
86-73-7	Fluorene	0.00084	U	mg/Kg dw	0.00084	0.017	1.01	TZ
193-39-5	Indeno(1,2,3-cd)pyrene	0.0024	U	mg/Kg dw	0.0024	0.0068	1.01	TZ
91-20-3	Naphthalene	0.00038	U	mg/Kg dw	0.00038	0.033	1.01	TZ
85-01-8	Phenanthrene	0.00078	U	mg/Kg dw	0.00078	0.0068	1.01	TZ
129-00-0	Pyrene	0.0042	U	mg/Kg dw	0.0042	0.017	1.01	TZ

Surrogates

CAS#	Parameter	Result	Expect Value	QUAL	Recovery	Unit	Limits	Analyst
321-60-8	2-Fluorobiphenyl	0.132	0.165		80	%	30 - 170	TZ
4165-60-0	Nitrobenzene-d5	0.117	0.165		71	%	30 - 170	TZ
1718-51-0	p-Terphenyl-d14	0.153	0.165		93	%	30 - 170	TZ

Millennium Laboratories Inc. - CERTIFICATE OF RESULTS

ML#:011500023-07 container [05]
Matrix: LQM-Soil
Percent Solids: 91.3 % Lab Filtered: No

Field Ident: SB-11 (0.5)
Preservative: None
Report Code: S8270C-LL
Instrument : SMB5973

Site Name: Site K
Date Collected:2015-01-14 12:30:00
SOP : MLSM-0004 MLSM-0005

Method: EPA 8270C Low Level PAH
Date Prepared:2015-01-21 10:00:00

Batch ID:012115Q
Date Analyzed: 2015-01-25 03:12:00

CAS#	Parameter	Result	QUAL	Units	LOD(MDL)	LOQ(PQL)	DF|QF	Analyst
90-12-0	1-Methylnaphthalene	0.0056	U	mg/Kg dw	0.0056	0.036	1.09	TZ
91-57-6	2-Methylnaphthalene	0.0039	U	mg/Kg dw	0.0039	0.036	1.09	TZ
83-32-9	Acenaphthene	0.00074	U	mg/Kg dw	0.00074	0.036	1.09	TZ
208-96-8	Acenaphthylene	0.0014	U	mg/Kg dw	0.0014	0.036	1.09	TZ
120-12-7	Anthracene	0.00054	U	mg/Kg dw	0.00054	0.0073	1.09	TZ
56-55-3	Benz(a)Anthracene	0.0012	U	mg/Kg dw	0.0012	0.0073	1.09	TZ
50-32-8	Benzo(a)pyrene	0.0013	U	mg/Kg dw	0.0013	0.0073	1.09	TZ
205-99-2	Benzo(b)fluoranthene	0.0022	U	mg/Kg dw	0.0022	0.0073	1.09	TZ
191-24-2	Benzo(g,h,i)perylene	0.0039	U	mg/Kg dw	0.0039	0.019	1.09	TZ
207-08-9	Benzo(k)fluoranthene	0.0021	U	mg/Kg dw	0.0021	0.0073	1.09	TZ
218-01-9	Chrysene	0.0011	U	mg/Kg dw	0.0011	0.0073	1.09	TZ
53-70-3	Dibenz(a,h)Anthracene	0.0040	U	mg/Kg dw	0.0040	0.0073	1.09	TZ
206-44-0	Fluoranthene	0.0019	U	mg/Kg dw	0.0019	0.019	1.09	TZ
86-73-7	Fluorene	0.00090	U	mg/Kg dw	0.00090	0.019	1.09	TZ
193-39-5	Indeno(1,2,3-cd)pyrene	0.0026	U	mg/Kg dw	0.0026	0.0073	1.09	TZ
91-20-3	Naphthalene	0.00041	U	mg/Kg dw	0.00041	0.036	1.09	TZ
85-01-8	Phenanthrene	0.00084	U	mg/Kg dw	0.00084	0.0073	1.09	TZ
129-00-0	Pyrene	**0.033**		mg/Kg dw	0.0046	0.019	1.09	TZ

Surrogates

CAS#	Parameter	Result	Expect Value	QUAL	Recovery	Unit	Limits	Analyst
321-60-8	2-Fluorobiphenyl	0.141	0.165		85	%	30 - 170	TZ
4165-60-0	Nitrobenzene-d5	0.147	0.165		89	%	30 - 170	TZ
1718-51-0	p-Terphenyl-d14	0.168	0.165		102	%	30 - 170	TZ

Millennium Laboratories Inc. - CERTIFICATE OF RESULTS

ML#:011500023-08 container [05]
Matrix: LQM-Soil
Percent Solids: 96.4 % Lab Filtered: No

Field Ident: SB-11 (2)
Preservative: None
Report Code: S8270C-LL
Instrument : SMB5973

Site Name: Site K
Date Collected:2015-01-14 12:30:00
SOP : MLSM-0004 MLSM-0005

Method: EPA 8270C Low Level PAH
Date Prepared:2015-01-21 10:00:00

Batch ID:012115Q
Date Analyzed: 2015-01-24 20:22:00

CAS#	Parameter	Result	QUAL	Units	LOD(MDL)	LOQ(PQL)	DF|QF	Analyst
90-12-0	1-Methylnaphthalene	0.0053	U	mg/Kg dw	0.0053	0.034	1.04	TZ
91-57-6	2-Methylnaphthalene	0.0037	U	mg/Kg dw	0.0037	0.034	1.04	TZ
83-32-9	Acenaphthene	0.00071	U	mg/Kg dw	0.00071	0.034	1.04	TZ
208-96-8	Acenaphthylene	0.0014	U	mg/Kg dw	0.0014	0.034	1.04	TZ
120-12-7	Anthracene	0.00052	U	mg/Kg dw	0.00052	0.0070	1.04	TZ
56-55-3	Benz(a)Anthracene	0.0011	U	mg/Kg dw	0.0011	0.0070	1.04	TZ
50-32-8	Benzo(a)pyrene	0.0012	U	mg/Kg dw	0.0012	0.0070	1.04	TZ
205-99-2	Benzo(b)fluoranthene	0.0021	U	mg/Kg dw	0.0021	0.0070	1.04	TZ
191-24-2	Benzo(g,h,i)perylene	0.0037	U	mg/Kg dw	0.0037	0.018	1.04	TZ
207-08-9	Benzo(k)fluoranthene	0.0020	U	mg/Kg dw	0.0020	0.0070	1.04	TZ
218-01-9	Chrysene	0.0010	U	mg/Kg dw	0.0010	0.0070	1.04	TZ
53-70-3	Dibenz(a,h)Anthracene	0.0038	U	mg/Kg dw	0.0038	0.0070	1.04	TZ
206-44-0	Fluoranthene	**0.0063**	**I**	mg/Kg dw	0.0018	0.018	1.04	TZ
86-73-7	Fluorene	0.00086	U	mg/Kg dw	0.00086	0.018	1.04	TZ
193-39-5	Indeno(1,2,3-cd)pyrene	0.0025	U	mg/Kg dw	0.0025	0.0070	1.04	TZ
91-20-3	Naphthalene	0.00040	U	mg/Kg dw	0.00040	0.034	1.04	TZ
85-01-8	Phenanthrene	0.00080	U	mg/Kg dw	0.00080	0.0070	1.04	TZ
129-00-0	Pyrene	0.0044	U	mg/Kg dw	0.0044	0.018	1.04	TZ

Surrogates

CAS#	Parameter	Result	Expect Value	QUAL	Recovery	Unit	Limits	Analyst
321-60-8	2-Fluorobiphenyl	0.143	0.165		86	%	30 - 170	TZ
4165-60-0	Nitrobenzene-d5	0.134	0.165		81	%	30 - 170	TZ
1718-51-0	p-Terphenyl-d14	0.154	0.165		94	%	30 - 170	TZ

Millennium Laboratories Inc. - CERTIFICATE OF RESULTS

ML#:011500023-09 container [05]
Matrix: LQM-Soil
Percent Solids: 81.4 % Lab Filtered: No

Field Ident: SB-11 (4)
Preservative: None
Report Code: S8270C-LL
Instrument : SMB5973

Site Name: Site K
Date Collected:2015-01-14 12:30:00
SOP : MLSM-0004 MLSM-0005

Method: EPA 8270C Low Level PAH
Date Prepared:2015-01-21 10:00:00

Batch ID:012115Q
Date Analyzed: 2015-01-24 20:53:00

CAS#	Parameter	Result	QUAL	Units	LOD(MDL)	LOQ(PQL)	DF|QF	Analyst
90-12-0	1-Methylnaphthalene	0.0063	U	mg/Kg dw	0.0063	0.041	1.23	TZ
91-57-6	2-Methylnaphthalene	0.0044	U	mg/Kg dw	0.0044	0.041	1.23	TZ
83-32-9	Acenaphthene	0.00084	U	mg/Kg dw	0.00084	0.041	1.23	TZ
208-96-8	Acenaphthylene	0.0016	U	mg/Kg dw	0.0016	0.041	1.23	TZ
120-12-7	Anthracene	0.00062	U	mg/Kg dw	0.00062	0.0082	1.23	TZ
56-55-3	Benz(a)Anthracene	0.0014	U	mg/Kg dw	0.0014	0.0082	1.23	TZ
50-32-8	Benzo(a)pyrene	0.0015	U	mg/Kg dw	0.0015	0.0082	1.23	TZ
205-99-2	Benzo(b)fluoranthene	0.0025	U	mg/Kg dw	0.0025	0.0082	1.23	TZ
191-24-2	Benzo(g,h,i)perylene	0.0044	U	mg/Kg dw	0.0044	0.021	1.23	TZ
207-08-9	Benzo(k)fluoranthene	0.0023	U	mg/Kg dw	0.0023	0.0082	1.23	TZ
218-01-9	Chrysene	0.0012	U	mg/Kg dw	0.0012	0.0082	1.23	TZ
53-70-3	Dibenz(a,h)Anthracene	0.0046	U	mg/Kg dw	0.0046	0.0082	1.23	TZ
206-44-0	Fluoranthene	0.0021	U	mg/Kg dw	0.0021	0.021	1.23	TZ
86-73-7	Fluorene	0.0010	U	mg/Kg dw	0.0010	0.021	1.23	TZ
193-39-5	Indeno(1,2,3-cd)pyrene	0.0030	U	mg/Kg dw	0.0030	0.0082	1.23	TZ
91-20-3	Naphthalene	0.00047	U	mg/Kg dw	0.00047	0.041	1.23	TZ
85-01-8	Phenanthrene	0.00095	U	mg/Kg dw	0.00095	0.0082	1.23	TZ
129-00-0	Pyrene	0.0052	U	mg/Kg dw	0.0052	0.021	1.23	TZ

Surrogates

CAS#	Parameter	Result	Expect Value	QUAL	Recovery	Unit	Limits	Analyst
321-60-8	2-Fluorobiphenyl	0.159	0.165		96	%	30 - 170	TZ
4165-60-0	Nitrobenzene-d5	0.154	0.165		93	%	30 - 170	TZ
1718-51-0	p-Terphenyl-d14	0.151	0.165		92	%	30 - 170	TZ

Millennium Laboratories Inc. - CERTIFICATE OF RESULTS

ML#:011500023-10 container [05]
Matrix: LQM-Soil
Percent Solids: 91.9 % Lab Filtered: No

Field Ident: SB-12 (0.5)
Preservative: None
Report Code: S8270C-LL
Instrument : SMB5973

Site Name: Site K
Date Collected:2015-01-14 13:10:00
SOP : MLSM-0004 MLSM-0005

Method: EPA 8270C Low Level PAH
Date Prepared:2015-01-21 10:00:00

Batch ID:012115Q
Date Analyzed: 2015-01-25 03:44:00

CAS#	Parameter	Result	QUAL	Units	LOD(MDL)	LOQ(PQL)	DF|QF	Analyst
90-12-0	1-Methylnaphthalene	0.0056	U	mg/Kg dw	0.0056	0.036	1.09	TZ
91-57-6	2-Methylnaphthalene	0.0039	U	mg/Kg dw	0.0039	0.036	1.09	TZ
83-32-9	Acenaphthene	0.00074	U	mg/Kg dw	0.00074	0.036	1.09	TZ
208-96-8	Acenaphthylene	0.0014	U	mg/Kg dw	0.0014	0.036	1.09	TZ
120-12-7	Anthracene	0.00054	U	mg/Kg dw	0.00054	0.0073	1.09	TZ
56-55-3	Benz(a)Anthracene	**0.15**		mg/Kg dw	0.0012	0.0073	1.09	TZ
50-32-8	Benzo(a)pyrene	**0.13**		mg/Kg dw	0.0013	0.0073	1.09	TZ
205-99-2	Benzo(b)fluoranthene	0.0022	U	mg/Kg dw	0.0022	0.0073	1.09	TZ
191-24-2	Benzo(g,h,i)perylene	0.0039	U	mg/Kg dw	0.0039	0.019	1.09	TZ
207-08-9	Benzo(k)fluoranthene	**0.14**		mg/Kg dw	0.0021	0.0073	1.09	TZ
218-01-9	Chrysene	**0.14**		mg/Kg dw	0.0011	0.0073	1.09	TZ
53-70-3	Dibenz(a,h)Anthracene	0.0040	U	mg/Kg dw	0.0040	0.0073	1.09	TZ
206-44-0	Fluoranthene	**0.27**		mg/Kg dw	0.0019	0.019	1.09	TZ
86-73-7	Fluorene	0.00090	U	mg/Kg dw	0.00090	0.019	1.09	TZ
193-39-5	Indeno(1,2,3-cd)pyrene	0.0026	U	mg/Kg dw	0.0026	0.0073	1.09	TZ
91-20-3	Naphthalene	0.00041	U	mg/Kg dw	0.00041	0.036	1.09	TZ
85-01-8	Phenanthrene	**0.031**		mg/Kg dw	0.00084	0.0073	1.09	TZ
129-00-0	Pyrene	**0.52**		mg/Kg dw	0.0046	0.019	1.09	TZ

Surrogates

CAS#	Parameter	Result	Expect Value	QUAL	Recovery	Unit	Limits	Analyst
321-60-8	2-Fluorobiphenyl	0.144	0.165		88	%	30 - 170	TZ
4165-60-0	Nitrobenzene-d5	0.120	0.165		73	%	30 - 170	TZ
1718-51-0	p-Terphenyl-d14	0.170	0.165		103	%	30 - 170	TZ

Millennium Laboratories Inc. - CERTIFICATE OF RESULTS

ML#:011500023-11 container [05]
Matrix: LQM-Soil
Percent Solids: 95.6 % Lab Filtered: No

Field Ident: SB-12 (2)
Preservative: None
Report Code: S8270C-LL
Instrument : SMB5973

Site Name: Site K
Date Collected:2015-01-14 13:10:00
SOP : MLSM-0004 MLSM-0005

Method: EPA 8270C Low Level PAH
Date Prepared:2015-01-21 10:00:00

Batch ID:012115Q
Date Analyzed: 2015-01-24 21:25:00

CAS#	Parameter	Result	QUAL	Units	LOD(MDL)	LOQ(PQL)	DF|QF	Analyst
90-12-0	1-Methylnaphthalene	0.0053	U	mg/Kg dw	0.0053	0.034	1.04	TZ
91-57-6	2-Methylnaphthalene	0.0037	U	mg/Kg dw	0.0037	0.034	1.04	TZ
83-32-9	Acenaphthene	0.00071	U	mg/Kg dw	0.00071	0.034	1.04	TZ
208-96-8	Acenaphthylene	0.0014	U	mg/Kg dw	0.0014	0.034	1.04	TZ
120-12-7	Anthracene	0.00052	U	mg/Kg dw	0.00052	0.0070	1.04	TZ
56-55-3	Benz(a)Anthracene	0.0011	U	mg/Kg dw	0.0011	0.0070	1.04	TZ
50-32-8	Benzo(a)pyrene	**0.040**		mg/Kg dw	0.0012	0.0070	1.04	TZ
205-99-2	Benzo(b)fluoranthene	0.0021	U	mg/Kg dw	0.0021	0.0070	1.04	TZ
191-24-2	Benzo(g,h,i)perylene	**0.034**		mg/Kg dw	0.0037	0.018	1.04	TZ
207-08-9	Benzo(k)fluoranthene	0.0020	U	mg/Kg dw	0.0020	0.0070	1.04	TZ
218-01-9	Chrysene	**0.035**		mg/Kg dw	0.0010	0.0070	1.04	TZ
53-70-3	Dibenz(a,h)Anthracene	0.0038	U	mg/Kg dw	0.0038	0.0070	1.04	TZ
206-44-0	Fluoranthene	**0.087**		mg/Kg dw	0.0018	0.018	1.04	TZ
86-73-7	Fluorene	0.00086	U	mg/Kg dw	0.00086	0.018	1.04	TZ
193-39-5	Indeno(1,2,3-cd)pyrene	**0.027**		mg/Kg dw	0.0025	0.0070	1.04	TZ
91-20-3	Naphthalene	0.00040	U	mg/Kg dw	0.00040	0.034	1.04	TZ
85-01-8	Phenanthrene	**0.020**		mg/Kg dw	0.00080	0.0070	1.04	TZ
129-00-0	Pyrene	**0.065**		mg/Kg dw	0.0044	0.018	1.04	TZ

Surrogates

CAS#	Parameter	Result	Expect Value	QUAL	Recovery	Unit	Limits	Analyst
321-60-8	2-Fluorobiphenyl	0.141	0.165		85	%	30 - 170	TZ
4165-60-0	Nitrobenzene-d5	0.135	0.165		82	%	30 - 170	TZ
1718-51-0	p-Terphenyl-d14	0.169	0.165		102	%	30 - 170	TZ

Millennium Laboratories Inc. - CERTIFICATE OF RESULTS

ML#:011500023-12 container [05]
Matrix: LQM-Soil
Percent Solids: 80.8 % Lab Filtered: No

Field Ident: SB-12 (4)
Preservative: None
Report Code: S8270C-LL
Instrument : SMB5973

Site Name: Site K
Date Collected:2015-01-14 13:10:00
SOP : MLSM-0004 MLSM-0005

Method: EPA 8270C Low Level PAH
Date Prepared:2015-01-21 10:00:00

Batch ID:012115Q
Date Analyzed: 2015-01-24 21:57:00

CAS#	Parameter	Result	QUAL	Units	LOD(MDL)	LOQ(PQL)	DF|QF	Analyst
90-12-0	1-Methylnaphthalene	0.0063	U	mg/Kg dw	0.0063	0.041	1.24	TZ
91-57-6	2-Methylnaphthalene	0.0045	U	mg/Kg dw	0.0045	0.041	1.24	TZ
83-32-9	Acenaphthene	0.00084	U	mg/Kg dw	0.00084	0.041	1.24	TZ
208-96-8	Acenaphthylene	0.0016	U	mg/Kg dw	0.0016	0.041	1.24	TZ
120-12-7	Anthracene	0.00062	U	mg/Kg dw	0.00062	0.0083	1.24	TZ
56-55-3	Benz(a)Anthracene	0.0014	U	mg/Kg dw	0.0014	0.0083	1.24	TZ
50-32-8	Benzo(a)pyrene	0.0015	U	mg/Kg dw	0.0015	0.0083	1.24	TZ
205-99-2	Benzo(b)fluoranthene	0.0025	U	mg/Kg dw	0.0025	0.0083	1.24	TZ
191-24-2	Benzo(g,h,i)perylene	0.0045	U	mg/Kg dw	0.0045	0.021	1.24	TZ
207-08-9	Benzo(k)fluoranthene	0.0024	U	mg/Kg dw	0.0024	0.0083	1.24	TZ
218-01-9	Chrysene	0.0012	U	mg/Kg dw	0.0012	0.0083	1.24	TZ
53-70-3	Dibenz(a,h)Anthracene	0.0046	U	mg/Kg dw	0.0046	0.0083	1.24	TZ
206-44-0	Fluoranthene	0.0021	U	mg/Kg dw	0.0021	0.021	1.24	TZ
86-73-7	Fluorene	0.0010	U	mg/Kg dw	0.0010	0.021	1.24	TZ
193-39-5	Indeno(1,2,3-cd)pyrene	0.0030	U	mg/Kg dw	0.0030	0.0083	1.24	TZ
91-20-3	Naphthalene	0.00047	U	mg/Kg dw	0.00047	0.041	1.24	TZ
85-01-8	Phenanthrene	0.00095	U	mg/Kg dw	0.00095	0.0083	1.24	TZ
129-00-0	Pyrene	0.0052	U	mg/Kg dw	0.0052	0.021	1.24	TZ

Surrogates

CAS#	Parameter	Result	Expect Value	QUAL	Recovery	Unit	Limits	Analyst
321-60-8	2-Fluorobiphenyl	0.132	0.165		80	%	30 - 170	TZ
4165-60-0	Nitrobenzene-d5	0.127	0.165		77	%	30 - 170	TZ
1718-51-0	p-Terphenyl-d14	0.164	0.165		99	%	30 - 170	TZ

Millennium Laboratories Inc. - CERTIFICATE OF RESULTS

ML#:011500023-01 container [06]
Matrix: LQM-Soil
Percent Solids: 92.3 % Lab Filtered: No

Field Ident: SB-7 (0.5)
Preservative: None
Report Code: S7471A-Hg
Instrument : MET-HG-01

Site Name: Site K
Date Collected:2015-01-14 10:35:00
SOP : MLME-0011

Method: EPA 7471A Mercury (Hg)
Date Prepared:2015-01-23 12:54:00

Batch ID:012315HS1
Date Analyzed: 2015-01-23 16:19:00

CAS#	Parameter	Result	QUAL	Units	LOD(MDL)	LOQ(PQL)	DF|QF	Analyst
7439-97-6	Mercury	0.0080	U	mg/Kg dw	0.0080	0.016	0.800	PSS

Millennium Laboratories Inc. - CERTIFICATE OF RESULTS

ML#:011500023-02 container [06]
Matrix: LQM-Soil
Percent Solids: 96.6 % Lab Filtered: No

Field Ident: SB-7 (2)
Preservative: None
Report Code: S7471A-Hg
Instrument : MET-HG-01

Site Name: Site K
Date Collected:2015-01-14 10:35:00
SOP : MLME-0011

Method: EPA 7471A Mercury (Hg)
Date Prepared:2015-01-23 12:54:00

Batch ID:012315HS1
Date Analyzed: 2015-01-23 16:19:00

CAS#	Parameter	Result	QUAL	Units	LOD(MDL)	LOQ(PQL)	DF|QF	Analyst
7439-97-6	Mercury	**0.025**		mg/Kg dw	0.0072	0.014	0.720	PSS

Millennium Laboratories Inc. - CERTIFICATE OF RESULTS

ML#:011500023-03 container [06]
Matrix: LQM-Soil
Percent Solids: 98.7 % Lab Filtered: No

Field Ident: SB-7 (4)
Preservative: None
Report Code: S7471A-Hg
Instrument : MET-HG-01

Site Name: Site K
Date Collected:2015-01-14 10:35:00
SOP : MLME-0011

Method: EPA 7471A Mercury (Hg)
Date Prepared:2015-01-23 12:54:00

Batch ID:012315HS1
Date Analyzed: 2015-01-23 16:19:00

CAS#	Parameter	Result	QUAL	Units	LOD(MDL)	LOQ(PQL)	DF|QF	Analyst
7439-97-6	Mercury	**0.012**	**I**	mg/Kg dw	0.0070	0.014	0.700	PSS

Millennium Laboratories Inc. - CERTIFICATE OF RESULTS

ML#:011500023-04 container [06]
Matrix: LQM-Soil
Percent Solids: 93.8 % Lab Filtered: No

Field Ident: SB-8 (0.5)
Preservative: None
Report Code: S7471A-Hg
Instrument : MET-HG-01

Site Name: Site K
Date Collected:2015-01-14 11:51:00
SOP : MLME-0011

Method: EPA 7471A Mercury (Hg)
Date Prepared:2015-01-23 12:54:00

Batch ID:012315HS1
Date Analyzed: 2015-01-23 16:19:00

CAS#	Parameter	Result	QUAL	Units	LOD(MDL)	LOQ(PQL)	DF|QF	Analyst
7439-97-6	Mercury	0.0068	U	mg/Kg dw	0.0068	0.014	0.680	PSS

Millennium Laboratories Inc. - CERTIFICATE OF RESULTS

ML#:011500023-05 container [06]
Matrix: LQM-Soil
Percent Solids: 86.4 % Lab Filtered: No

Field Ident: SB-8 (2)
Preservative: None
Report Code: S7471A-Hg
Instrument : MET-HG-01

Site Name: Site K
Date Collected:2015-01-14 11:51:00
SOP : MLME-0011

Method: EPA 7471A Mercury (Hg)
Date Prepared:2015-01-23 12:54:00

Batch ID:012315HS1
Date Analyzed: 2015-01-23 16:19:00

CAS#	Parameter	Result	QUAL	Units	LOD(MDL)	LOQ(PQL)	DF|QF	Analyst
7439-97-6	Mercury	0.0074	U	mg/Kg dw	0.0074	0.015	0.740	PSS

Millennium Laboratories Inc. - CERTIFICATE OF RESULTS

ML#:011500023-06 container [06]
Matrix: LQM-Soil
Percent Solids: 98.8 % Lab Filtered: No

Field Ident: SB-8 (4)
Preservative: None
Report Code: S7471A-Hg
Instrument : MET-HG-01

Site Name: Site K
Date Collected:2015-01-14 11:51:00
SOP : MLME-0011

Method: EPA 7471A Mercury (Hg)
Date Prepared:2015-01-23 12:54:00

Batch ID:012315HS1
Date Analyzed: 2015-01-23 16:19:00

CAS#	Parameter	Result	QUAL	Units	LOD(MDL)	LOQ(PQL)	DF|QF	Analyst
7439-97-6	Mercury	0.0070	U	mg/Kg dw	0.0070	0.014	0.700	PSS

Millennium Laboratories Inc. - CERTIFICATE OF RESULTS

ML#:011500023-07 container [06]
Matrix: LQM-Soil
Percent Solids: 91.3 % Lab Filtered: No

Field Ident: SB-11 (0.5)
Preservative: None
Report Code: S7471A-Hg
Instrument : MET-HG-01

Site Name: Site K
Date Collected:2015-01-14 12:30:00
SOP : MLME-0011

Method: EPA 7471A Mercury (Hg)
Date Prepared:2015-01-23 12:54:00

Batch ID:012315HS1
Date Analyzed: 2015-01-23 16:19:00

CAS#	Parameter	Result	QUAL	Units	LOD(MDL)	LOQ(PQL)	DF|QF	Analyst
7439-97-6	Mercury	**0.0080**	**I**	mg/Kg dw	0.0071	0.014	0.710	PSS

Millennium Laboratories Inc. - CERTIFICATE OF RESULTS

ML#:011500023-08 container [06]
Matrix: LQM-Soil
Percent Solids: 96.4 % Lab Filtered: No

Field Ident: SB-11 (2)
Preservative: None
Report Code: S7471A-Hg
Instrument : MET-HG-01

Site Name: Site K
Date Collected:2015-01-14 12:30:00
SOP : MLME-0011

Method: EPA 7471A Mercury (Hg)
Date Prepared:2015-01-23 12:54:00

Batch ID:012315HS1
Date Analyzed: 2015-01-23 16:19:00

CAS#	Parameter	Result	QUAL	Units	LOD(MDL)	LOQ(PQL)	DF|QF	Analyst
7439-97-6	Mercury	0.0072	U	mg/Kg dw	0.0072	0.014	0.720	PSS

Millennium Laboratories Inc. - CERTIFICATE OF RESULTS

ML#:011500023-09 container [06]
Matrix: LQM-Soil
Percent Solids: 81.4 % Lab Filtered: No

Field Ident: SB-11 (4)
Preservative: None
Report Code: S7471A-Hg
Instrument : MET-HG-01

Site Name: Site K
Date Collected:2015-01-14 12:30:00
SOP : MLME-0011

Method: EPA 7471A Mercury (Hg)
Date Prepared:2015-01-23 12:54:00

Batch ID:012315HS1
Date Analyzed: 2015-01-23 16:19:00

CAS#	Parameter	Result	QUAL	Units	LOD(MDL)	LOQ(PQL)	DF|QF	Analyst
7439-97-6	Mercury	0.0083	U	mg/Kg dw	0.0083	0.017	0.830	PSS

Millennium Laboratories Inc. - CERTIFICATE OF RESULTS

ML#:011500023-10 container [06]
Matrix: LQM-Soil
Percent Solids: 91.9 % Lab Filtered: No

Field Ident: SB-12 (0.5)
Preservative: None
Report Code: S7471A-Hg
Instrument : MET-HG-01

Site Name: Site K
Date Collected:2015-01-14 13:10:00
SOP : MLME-0011

Method: EPA 7471A Mercury (Hg)
Date Prepared:2015-01-23 12:54:00

Batch ID:012315HS1
Date Analyzed: 2015-01-23 16:19:00

CAS#	Parameter	Result	QUAL	Units	LOD(MDL)	LOQ(PQL)	DF|QF	Analyst
7439-97-6	Mercury	**0.0090**	**I**	mg/Kg dw	0.0071	0.014	0.710	PSS

Millennium Laboratories Inc. - CERTIFICATE OF RESULTS

ML#:011500023-11 container [06]
Matrix: LQM-Soil
Percent Solids: 95.6 % Lab Filtered: No

Field Ident: SB-12 (2)
Preservative: None
Report Code: S7471A-Hg
Instrument : MET-HG-01

Site Name: Site K
Date Collected:2015-01-14 13:10:00
SOP : MLME-0011

Method: EPA 7471A Mercury (Hg)
Date Prepared:2015-01-23 12:54:00

Batch ID:012315HS1
Date Analyzed: 2015-01-23 16:19:00

CAS#	Parameter	Result	QUAL	Units	LOD(MDL)	LOQ(PQL)	DF|QF	Analyst
7439-97-6	Mercury	**0.010**	**I**	mg/Kg dw	0.0061	0.012	0.610	PSS

Millennium Laboratories Inc. - CERTIFICATE OF RESULTS

ML#:011500023-12 container [06]
Matrix: LQM-Soil
Percent Solids: 80.8 % Lab Filtered: No

Field Ident: SB-12 (4)
Preservative: None
Report Code: S7471A-Hg
Instrument : MET-HG-01

Site Name: Site K
Date Collected:2015-01-14 13:10:00
SOP : MLME-0011

Method: EPA 7471A Mercury (Hg)
Date Prepared:2015-01-23 12:54:00

Batch ID:012315HS1
Date Analyzed: 2015-01-23 16:19:00

CAS#	Parameter	Result	QUAL	Units	LOD(MDL)	LOQ(PQL)	DF|QF	Analyst
7439-97-6	Mercury	0.0076	U	mg/Kg dw	0.0076	0.015	0.760	PSS

Millennium Laboratories Inc. - CERTIFICATE OF RESULTS

ML#:011500023-01 container [06]
Matrix: LQM-Soil
Percent Solids: 92.3 % Lab Filtered: No

Field Ident: SB-7 (0.5)
Preservative: None
Report Code: S6010B-RCRA7
Instrument : MET-ICP-01

Site Name: Site K
Date Collected:2015-01-14 10:35:00
SOP : MLME-0008, MLME-0005

Method: EPA 6010B RCRA7
Date Prepared:2015-01-22 15:12:00

Batch ID:012215CS1
Date Analyzed: 2015-01-23 22:22:50

CAS#	Parameter	Result	QUAL	Units	LOD(MDL)	LOQ(PQL)	DF|QF	Analyst
7439-92-1	Lead	**2.7**		mg/Kg dw	0.38	0.60	0.752	PSS
7440-22-4	Silver	0.15	U	mg/Kg dw	0.15	0.38	0.752	PSS
7440-38-2	Arsenic	**1.0**		mg/Kg dw	0.33	0.60	0.752	PSS
7440-39-3	Barium	**4.6**		mg/Kg dw	0.15	0.30	0.752	PSS
7440-43-9	Cadmium	0.15	U	mg/Kg dw	0.15	0.30	0.752	PSS
7440-47-3	Chromium (Total)	**3.4**		mg/Kg dw	0.30	0.60	0.752	PSS
7782-49-2	Selenium	0.38	U	mg/Kg dw	0.38	0.75	0.752	PSS

Millennium Laboratories Inc. - CERTIFICATE OF RESULTS

ML#:011500023-02 container [06]
Matrix: LQM-Soil
Percent Solids: 96.6 % Lab Filtered: No

Field Ident: SB-7 (2)
Preservative: None
Report Code: S6010B-RCRA7
Instrument : MET-ICP-01

Site Name: Site K
Date Collected:2015-01-14 10:35:00
SOP : MLME-0008, MLME-0005

Method: EPA 6010B RCRA7
Date Prepared:2015-01-22 15:12:00

Batch ID:012215CS1
Date Analyzed: 2015-01-23 22:34:51

CAS#	Parameter	Result	QUAL	Units	LOD(MDL)	LOQ(PQL)	DF|QF	Analyst
7439-92-1	Lead	**1.6**		mg/Kg dw	0.36	0.58	0.720	PSS
7440-22-4	Silver	0.14	U	mg/Kg dw	0.14	0.36	0.720	PSS
7440-38-2	Arsenic	**0.44**	**I**	mg/Kg dw	0.32	0.58	0.720	PSS
7440-39-3	Barium	**4.3**		mg/Kg dw	0.14	0.29	0.720	PSS
7440-43-9	Cadmium	0.14	U	mg/Kg dw	0.14	0.29	0.720	PSS
7440-47-3	Chromium (Total)	**2.6**		mg/Kg dw	0.29	0.58	0.720	PSS
7782-49-2	Selenium	0.36	U	mg/Kg dw	0.36	0.72	0.720	PSS

Millennium Laboratories Inc. - CERTIFICATE OF RESULTS

ML#:011500023-03 container [06]
Matrix: LQM-Soil
Percent Solids: 98.7 % Lab Filtered: No

Field Ident: SB-7 (4)
Preservative: None
Report Code: S6010B-RCRA7
Instrument : MET-ICP-01

Site Name: Site K
Date Collected:2015-01-14 10:35:00
SOP : MLME-0008, MLME-0005

Method: EPA 6010B RCRA7
Date Prepared:2015-01-22 15:12:00

Batch ID:012215CS1
Date Analyzed: 2015-01-23 20:27:36

CAS#	Parameter	Result	QUAL	Units	LOD(MDL)	LOQ(PQL)	DF|QF	Analyst
7439-92-1	Lead	0.36	U	mg/Kg dw	0.36	0.58	0.727	PSS
7440-22-4	Silver	0.15	U	mg/Kg dw	0.15	0.36	0.727	PSS
7440-38-2	Arsenic	0.32	U	mg/Kg dw	0.32	0.58	0.727	PSS
7440-39-3	Barium	**0.17**	**I**	mg/Kg dw	0.15	0.29	0.727	PSS
7440-43-9	Cadmium	0.15	U	mg/Kg dw	0.15	0.29	0.727	PSS
7440-47-3	Chromium (Total)	0.29	U	mg/Kg dw	0.29	0.58	0.727	PSS
7782-49-2	Selenium	0.36	U	mg/Kg dw	0.36	0.73	0.727	PSS

Millennium Laboratories Inc. - CERTIFICATE OF RESULTS

ML#:011500023-04 container [06]
Matrix: LQM-Soil
Percent Solids: 93.8 % Lab Filtered: No

Field Ident: SB-8 (0.5)
Preservative: None
Report Code: S6010B-RCRA7
Instrument : MET-ICP-01

Site Name: Site K
Date Collected:2015-01-14 11:51:00
SOP : MLME-0008, MLME-0005

Method: EPA 6010B RCRA7
Date Prepared:2015-01-22 15:12:00

Batch ID:012215CS1
Date Analyzed: 2015-01-23 22:46:49

CAS#	Parameter	Result	QUAL	Units	LOD(MDL)	LOQ(PQL)	DF|QF	Analyst
7439-92-1	Lead	**2.1**		mg/Kg dw	0.37	0.59	0.735	PSS
7440-22-4	Silver	0.15	U	mg/Kg dw	0.15	0.37	0.735	PSS
7440-38-2	Arsenic	**0.73**		mg/Kg dw	0.32	0.59	0.735	PSS
7440-39-3	Barium	**4.8**		mg/Kg dw	0.15	0.29	0.735	PSS
7440-43-9	Cadmium	0.15	U	mg/Kg dw	0.15	0.29	0.735	PSS
7440-47-3	Chromium (Total)	**2.5**		mg/Kg dw	0.29	0.59	0.735	PSS
7782-49-2	Selenium	0.37	U	mg/Kg dw	0.37	0.74	0.735	PSS

Millennium Laboratories Inc. - CERTIFICATE OF RESULTS

ML#:011500023-05 container [06]
Matrix: LQM-Soil
Percent Solids: 86.4 % Lab Filtered: No

Field Ident: SB-8 (2)
Preservative: None
Report Code: S6010B-RCRA7
Instrument : MET-ICP-01

Site Name: Site K
Date Collected:2015-01-14 11:51:00
SOP : MLME-0008, MLME-0005

Method: EPA 6010B RCRA7
Date Prepared:2015-01-22 15:12:00

Batch ID:012215CS1
Date Analyzed: 2015-01-23 23:21:14

CAS#	Parameter	Result	QUAL	Units	LOD(MDL)	LOQ(PQL)	DF|QF	Analyst
7439-92-1	Lead	0.38	U	mg/Kg dw	0.38	0.60	0.752	PSS
7440-22-4	Silver	0.15	U	mg/Kg dw	0.15	0.38	0.752	PSS
7440-38-2	Arsenic	0.33	U	mg/Kg dw	0.33	0.60	0.752	PSS
7440-39-3	Barium	**0.23**	**I**	mg/Kg dw	0.15	0.30	0.752	PSS
7440-43-9	Cadmium	0.15	U	mg/Kg dw	0.15	0.30	0.752	PSS
7440-47-3	Chromium (Total)	0.30	U	mg/Kg dw	0.30	0.60	0.752	PSS
7782-49-2	Selenium	0.38	U	mg/Kg dw	0.38	0.75	0.752	PSS

Millennium Laboratories Inc. - CERTIFICATE OF RESULTS

ML#:011500023-06 container [06]
Matrix: LQM-Soil
Percent Solids: 98.8 % Lab Filtered: No

Field Ident: SB-8 (4)
Preservative: None
Report Code: S6010B-RCRA7
Instrument : MET-ICP-01

Site Name: Site K
Date Collected:2015-01-14 11:51:00
SOP : MLME-0008, MLME-0005

Method: EPA 6010B RCRA7
Date Prepared:2015-01-22 15:12:00

Batch ID:012215CS1
Date Analyzed: 2015-01-23 21:09:02

CAS#	Parameter	Result	QUAL	Units	LOD(MDL)	LOQ(PQL)	DF|QF	Analyst
7439-92-1	Lead	0.34	U	mg/Kg dw	0.34	0.54	0.673	PSS
7440-22-4	Silver	0.13	U	mg/Kg dw	0.13	0.34	0.673	PSS
7440-38-2	Arsenic	0.30	U	mg/Kg dw	0.30	0.54	0.673	PSS
7440-39-3	Barium	**0.14**	**I**	mg/Kg dw	0.13	0.27	0.673	PSS
7440-43-9	Cadmium	0.13	U	mg/Kg dw	0.13	0.27	0.673	PSS
7440-47-3	Chromium (Total)	0.27	U	mg/Kg dw	0.27	0.54	0.673	PSS
7782-49-2	Selenium	0.34	U	mg/Kg dw	0.34	0.67	0.673	PSS

Millennium Laboratories Inc. - CERTIFICATE OF RESULTS

ML#:011500023-07 container [06]
Matrix: LQM-Soil
Percent Solids: 91.3 % Lab Filtered: No

Field Ident: SB-11 (0.5)
Preservative: None
Report Code: S6010B-RCRA7
Instrument : MET-ICP-01

Site Name: Site K
Date Collected:2015-01-14 12:30:00
SOP : MLME-0008, MLME-0005

Method: EPA 6010B RCRA7
Date Prepared:2015-01-22 15:12:00

Batch ID:012215CS1
Date Analyzed: 2015-01-23 23:29:50

CAS#	Parameter	Result	QUAL	Units	LOD(MDL)	LOQ(PQL)	DF|QF	Analyst
7439-92-1	Lead	**2.5**		mg/Kg dw	0.36	0.58	0.721	PSS
7440-22-4	Silver	0.14	U	mg/Kg dw	0.14	0.36	0.721	PSS
7440-38-2	Arsenic	**0.80**		mg/Kg dw	0.32	0.58	0.721	PSS
7440-39-3	Barium	**3.8**		mg/Kg dw	0.14	0.29	0.721	PSS
7440-43-9	Cadmium	0.14	U	mg/Kg dw	0.14	0.29	0.721	PSS
7440-47-3	Chromium (Total)	**3.7**		mg/Kg dw	0.29	0.58	0.721	PSS
7782-49-2	Selenium	0.36	U	mg/Kg dw	0.36	0.72	0.721	PSS

Millennium Laboratories Inc. - CERTIFICATE OF RESULTS

ML#:011500023-08 container [06]
Matrix: LQM-Soil
Percent Solids: 96.4 % Lab Filtered: No

Field Ident: SB-11 (2)
Preservative: None
Report Code: S6010B-RCRA7
Instrument : MET-ICP-01

Site Name: Site K
Date Collected:2015-01-14 12:30:00
SOP : MLME-0008, MLME-0005

Method: EPA 6010B RCRA7
Date Prepared:2015-01-22 15:12:00

Batch ID:012215CS1
Date Analyzed: 2015-01-23 23:41:57

CAS#	Parameter	Result	QUAL	Units	LOD(MDL)	LOQ(PQL)	DF|QF	Analyst
7439-92-1	Lead	0.35	U	mg/Kg dw	0.35	0.55	0.692	PSS
7440-22-4	Silver	0.14	U	mg/Kg dw	0.14	0.35	0.692	PSS
7440-38-2	Arsenic	0.30	U	mg/Kg dw	0.30	0.55	0.692	PSS
7440-39-3	Barium	**0.22**	**I**	mg/Kg dw	0.14	0.28	0.692	PSS
7440-43-9	Cadmium	0.14	U	mg/Kg dw	0.14	0.28	0.692	PSS
7440-47-3	Chromium (Total)	0.28	U	mg/Kg dw	0.28	0.55	0.692	PSS
7782-49-2	Selenium	0.35	U	mg/Kg dw	0.35	0.69	0.692	PSS

Millennium Laboratories Inc. - CERTIFICATE OF RESULTS

ML#:011500023-09 container [06]
Matrix: LQM-Soil
Percent Solids: 81.4 % Lab Filtered: No

Field Ident: SB-11 (4)
Preservative: None
Report Code: S6010B-RCRA7
Instrument : MET-ICP-01

Site Name: Site K
Date Collected:2015-01-14 12:30:00
SOP : MLME-0008, MLME-0005

Method: EPA 6010B RCRA7
Date Prepared:2015-01-22 15:12:00

Batch ID:012215CS1
Date Analyzed: 2015-01-23 23:50:36

CAS#	Parameter	Result	QUAL	Units	LOD(MDL)	LOQ(PQL)	DF|QF	Analyst
7439-92-1	Lead	0.43	U	mg/Kg dw	0.43	0.69	0.857	PSS
7440-22-4	Silver	0.17	U	mg/Kg dw	0.17	0.43	0.857	PSS
7440-38-2	Arsenic	0.38	U	mg/Kg dw	0.38	0.69	0.857	PSS
7440-39-3	Barium	**0.25**	**I**	mg/Kg dw	0.17	0.34	0.857	PSS
7440-43-9	Cadmium	0.17	U	mg/Kg dw	0.17	0.34	0.857	PSS
7440-47-3	Chromium (Total)	0.34	U	mg/Kg dw	0.34	0.69	0.857	PSS
7782-49-2	Selenium	0.43	U	mg/Kg dw	0.43	0.86	0.857	PSS

Millennium Laboratories Inc. - CERTIFICATE OF RESULTS

ML#:011500023-10 container [06]
Matrix: LQM-Soil
Percent Solids: 91.9 % Lab Filtered: No

Field Ident: SB-12 (0.5)
Preservative: None
Report Code: S6010B-RCRA7
Instrument : MET-ICP-01

Site Name: Site K
Date Collected:2015-01-14 13:10:00
SOP : MLME-0008, MLME-0005

Method: EPA 6010B RCRA7
Date Prepared:2015-01-22 15:12:00

Batch ID:012215CS1
Date Analyzed: 2015-01-23 23:59:19

CAS#	Parameter	Result	QUAL	Units	LOD(MDL)	LOQ(PQL)	DF|QF	Analyst
7439-92-1	Lead	**2.0**		mg/Kg dw	0.33	0.53	0.663	PSS
7440-22-4	Silver	0.13	U	mg/Kg dw	0.13	0.33	0.663	PSS
7440-38-2	Arsenic	**0.88**		mg/Kg dw	0.29	0.53	0.663	PSS
7440-39-3	Barium	**4.0**		mg/Kg dw	0.13	0.27	0.663	PSS
7440-43-9	Cadmium	0.13	U	mg/Kg dw	0.13	0.27	0.663	PSS
7440-47-3	Chromium (Total)	**4.0**		mg/Kg dw	0.27	0.53	0.663	PSS
7782-49-2	Selenium	0.33	U	mg/Kg dw	0.33	0.66	0.663	PSS

Millennium Laboratories Inc. - CERTIFICATE OF RESULTS

ML#:011500023-11 container [06]
Matrix: LQM-Soil
Percent Solids: 95.6 % Lab Filtered: No
Field Ident: SB-12 (2)
Preservative: None
Report Code: S6010B-RCRA7
Instrument : MET-ICP-01
Site Name: Site K
Date Collected:2015-01-14 13:10:00
SOP : MLME-0008, MLME-0005
Method: EPA 6010B RCRA7
Date Prepared:2015-01-22 15:12:00
Batch ID:012215CS1
Date Analyzed: 2015-01-24 12:11:26

CAS#	Parameter	Result	QUAL	Units	LOD(MDL)	LOQ(PQL)	DF|QF	Analyst
7439-92-1	Lead	**2.3**		mg/Kg dw	0.33	0.53	0.663	PSS
7440-22-4	Silver	0.13	U	mg/Kg dw	0.13	0.33	0.663	PSS
7440-38-2	Arsenic	**0.32**	**I**	mg/Kg dw	0.29	0.53	0.663	PSS
7440-39-3	Barium	**1.4**		mg/Kg dw	0.13	0.27	0.663	PSS
7440-43-9	Cadmium	0.13	U	mg/Kg dw	0.13	0.27	0.663	PSS
7440-47-3	Chromium (Total)	**1.1**		mg/Kg dw	0.27	0.53	0.663	PSS
7782-49-2	Selenium	0.33	U	mg/Kg dw	0.33	0.66	0.663	PSS

Millennium Laboratories Inc. - CERTIFICATE OF RESULTS

ML#:011500023-12 container [06]
Matrix: LQM-Soil
Percent Solids: 80.8 % Lab Filtered: No

Field Ident: SB-12 (4)
Preservative: None
Report Code: S6010B-RCRA7
Instrument : MET-ICP-01

Site Name: Site K
Date Collected:2015-01-14 13:10:00
SOP : MLME-0008, MLME-0005

Method: EPA 6010B RCRA7
Date Prepared:2015-01-22 15:12:00

Batch ID:012215CS1
Date Analyzed: 2015-01-24 12:23:34

CAS#	Parameter	Result	QUAL	Units	LOD(MDL)	LOQ(PQL)	DF|QF	Analyst
7439-92-1	Lead	**1.2**		mg/Kg dw	0.40	0.65	0.809	PSS
7440-22-4	Silver	0.16	U	mg/Kg dw	0.16	0.40	0.809	PSS
7440-38-2	Arsenic	0.36	U	mg/Kg dw	0.36	0.65	0.809	PSS
7440-39-3	Barium	**3.4**		mg/Kg dw	0.16	0.32	0.809	PSS
7440-43-9	Cadmium	0.16	U	mg/Kg dw	0.16	0.32	0.809	PSS
7440-47-3	Chromium (Total)	0.32	U	mg/Kg dw	0.32	0.65	0.809	PSS
7782-49-2	Selenium	0.40	U	mg/Kg dw	0.40	0.81	0.809	PSS

Millennium Laboratories Inc. - CERTIFICATE OF RESULTS

ML#:011500023
Matrix: LQM-Soil
Percent Solids: 100 % Lab Filtered: No

Field Ident: Lab Blank
Preservative: none
Report Code: S8270C-LL
Instrument : SMB5973

Site Name:
Date Collected:
SOP : MLSM-0004 MLSM-0005

Method: EPA 8270C Low Level PAH
Date Prepared:2015-01-21 10:00:00

Batch ID:012115Q
Date Analyzed: 2015-01-24 16:41:00

CAS#	Parameter	Result	QUAL	Units	LOD(MDL)	LOQ(PQL)	DF|QF	Analyst
90-12-0	1-Methylnaphthalene	0.0051	U	mg/Kg dw	0.0051	0.033	1.00	TZ
91-57-6	2-Methylnaphthalene	0.0036	U	mg/Kg dw	0.0036	0.033	1.00	TZ
83-32-9	Acenaphthene	0.00068	U	mg/Kg dw	0.00068	0.033	1.00	TZ
208-96-8	Acenaphthylene	0.0013	U	mg/Kg dw	0.0013	0.033	1.00	TZ
120-12-7	Anthracene	0.00050	U	mg/Kg dw	0.00050	0.0067	1.00	TZ
56-55-3	Benz(a)Anthracene	0.0011	U	mg/Kg dw	0.0011	0.0067	1.00	TZ
50-32-8	Benzo(a)pyrene	0.0012	U	mg/Kg dw	0.0012	0.0067	1.00	TZ
205-99-2	Benzo(b)fluoranthene	0.0020	U	mg/Kg dw	0.0020	0.0067	1.00	TZ
191-24-2	Benzo(g,h,i)perylene	0.0036	U	mg/Kg dw	0.0036	0.017	1.00	TZ
207-08-9	Benzo(k)fluoranthene	0.0019	U	mg/Kg dw	0.0019	0.0067	1.00	TZ
218-01-9	Chrysene	0.0010	U	mg/Kg dw	0.0010	0.0067	1.00	TZ
53-70-3	Dibenz(a,h)Anthracene	0.0037	U	mg/Kg dw	0.0037	0.0067	1.00	TZ
206-44-0	Fluoranthene	0.0017	U	mg/Kg dw	0.0017	0.017	1.00	TZ
86-73-7	Fluorene	0.00083	U	mg/Kg dw	0.00083	0.017	1.00	TZ
193-39-5	Indeno(1,2,3-cd)pyrene	0.0024	U	mg/Kg dw	0.0024	0.0067	1.00	TZ
91-20-3	Naphthalene	0.00038	U	mg/Kg dw	0.00038	0.033	1.00	TZ
85-01-8	Phenanthrene	0.00077	U	mg/Kg dw	0.00077	0.0067	1.00	TZ
129-00-0	Pyrene	0.0042	U	mg/Kg dw	0.0042	0.017	1.00	TZ

Surrogates

CAS#	Parameter	Result	Expect Value	QUAL	Recovery	Unit	Limits	Analyst
321-60-8	2-Fluorobiphenyl	0.158	0.165		96	%	30 - 170	TZ
4165-60-0	Nitrobenzene-d5	0.152	0.165		92	%	30 - 170	TZ
1718-51-0	p-Terphenyl-d14	0.156	0.165		94	%	30 - 170	TZ

Millennium Laboratories Inc. - CERTIFICATE OF RESULTS

ML#:011500023
Matrix: LQM-Soil
Percent Solids: 100 % Lab Filtered: No

Field Ident: Lab Blank
Preservative: none
Report Code: S7471A-Hg
Instrument : MET-HG-01

Site Name:
Date Collected:
SOP : MLME-0011

Method: EPA 7471A Mercury (Hg)
Date Prepared:2015-01-23 12:54:00

Batch ID:012315HS1
Date Analyzed: 2015-01-23 16:19:00

CAS#	Parameter	Result	QUAL	Units	LOD(MDL)	LOQ(PQL)	DF|QF	Analyst
7439-97-6	Mercury	0.010	U	mg/Kg dw	0.010	0.020	1.00	PSS

Millennium Laboratories Inc. - CERTIFICATE OF RESULTS

ML#:011500023
Matrix: LQM-Soil
Percent Solids: 100 % Lab Filtered: No

Field Ident: Lab Blank
Preservative: none
Report Code: S6010B-RCRA7
Instrument : MET-ICP-01

Site Name:
Date Collected:
SOP : MLME-0008, MLME-0005

Method: EPA 6010B RCRA7
Date Prepared:2015-01-22 15:12:00

Batch ID:012215CS1
Date Analyzed: 2015-01-23 20:02:16

CAS#	Parameter	Result	QUAL	Units	LOD(MDL)	LOQ(PQL)	DF|QF	Analyst
7439-92-1	Lead	0.50	U	mg/Kg dw	0.50	0.80	1.00	PSS
7440-22-4	Silver	0.20	U	mg/Kg dw	0.20	0.50	1.00	PSS
7440-38-2	Arsenic	0.44	U	mg/Kg dw	0.44	0.80	1.00	PSS
7440-39-3	Barium	0.20	U	mg/Kg dw	0.20	0.40	1.00	PSS
7440-43-9	Cadmium	0.20	U	mg/Kg dw	0.20	0.40	1.00	PSS
7440-47-3	Chromium (Total)	0.40	U	mg/Kg dw	0.40	0.80	1.00	PSS
7782-49-2	Selenium	0.50	U	mg/Kg dw	0.50	1.0	1.00	PSS

Millennium Laboratories Inc. - CERTIFICATE OF RESULTS

ML #:011500023
Matrix: LQM-Soil
Percent Solids: 100 % Lab Filtered: No

Field Ident: LCS/LCSD
Preservative: none
Report Code: S8270C-LL
Instrument : SMB5973

Site Name:
Date Collected:
SOP : MLSM-0004 MLSM-0005

Method: EPA 8270C Low Level PAH
Date Prepared:2015-01-21 10:00:00

Batch ID:012115Q
Date Analyzed: 2015-01-24 17:13:00

Laboratory Control Samples

Parameters	Spike Result	QUAL	LB Result	Expect Value	Units	Spike % Recovery	Spike %RPD	Accuracy Limit	Precision Limit
1-Methylnaphthalene	0.138		0.00510U	0.165	mg/Kg dw	84	0.82	50 - 150	30
1-Methylnaphthalene	0.139		0.00510U	0.165	mg/Kg dw	85		50 - 150	
2-Methylnaphthalene	0.127		0.00360U	0.165	mg/Kg dw	77	2.2	50 - 150	30
2-Methylnaphthalene	0.130		0.00360U	0.165	mg/Kg dw	79		50 - 150	
Acenaphthene	0.133		0.000680U	0.165	mg/Kg dw	81	1.3	50 - 150	30
Acenaphthene	0.132		0.000680U	0.165	mg/Kg dw	80		50 - 150	
Acenaphthylene	0.142		0.00130U	0.165	mg/Kg dw	86	0.36	50 - 150	30
Acenaphthylene	0.143		0.00130U	0.165	mg/Kg dw	87		50 - 150	
Anthracene	0.144		0.000500U	0.165	mg/Kg dw	88	1.1	50 - 150	30
Anthracene	0.146		0.000500U	0.165	mg/Kg dw	88		50 - 150	
Benz(a)Anthracene	0.154		0.00110U	0.165	mg/Kg dw	93	1.1	50 - 150	30
Benz(a)Anthracene	0.155		0.00110U	0.165	mg/Kg dw	94		50 - 150	
Benzo(a)pyrene	0.159		0.00120U	0.165	mg/Kg dw	97	2.6	50 - 150	30
Benzo(a)pyrene	0.163		0.00120U	0.165	mg/Kg dw	99		50 - 150	
Benzo(b)fluoranthene	0.147		0.00200U	0.165	mg/Kg dw	89	7.9	50 - 150	30
Benzo(b)fluoranthene	0.159		0.00200U	0.165	mg/Kg dw	96		50 - 150	
Benzo(g,h,i)perylene	0.164		0.00360U	0.165	mg/Kg dw	99	7.5	50 - 150	30
Benzo(g,h,i)perylene	0.152		0.00360U	0.165	mg/Kg dw	92		50 - 150	
Benzo(k)fluoranthene	0.156		0.00190U	0.165	mg/Kg dw	95	7.3	50 - 150	30
Benzo(k)fluoranthene	0.145		0.00190U	0.165	mg/Kg dw	88		50 - 150	
Chrysene	0.158		0.00100U	0.165	mg/Kg dw	96	2.0	50 - 150	30
Chrysene	0.155		0.00100U	0.165	mg/Kg dw	94		50 - 150	
Dibenz(a,h)Anthracene	0.143		0.00370U	0.165	mg/Kg dw	87	5.7	50 - 150	30
Dibenz(a,h)Anthracene	0.152		0.00370U	0.165	mg/Kg dw	92		50 - 150	
Fluoranthene	0.139		0.00170U	0.165	mg/Kg dw	85	3.3	50 - 150	30
Fluoranthene	0.144		0.00170U	0.165	mg/Kg dw	87		50 - 150	
Fluorene	0.146		0.000830U	0.165	mg/Kg dw	89	2.9	50 - 150	30
Fluorene	0.150		0.000830U	0.165	mg/Kg dw	91		50 - 150	
Indeno(1,2,3-cd)pyrene	0.160		0.00240U	0.165	mg/Kg dw	97	9.2	50 - 150	30
Indeno(1,2,3-cd)pyrene	0.146		0.00240U	0.165	mg/Kg dw	88		50 - 150	
Naphthalene	0.136		0.000380U	0.165	mg/Kg dw	82	0.20	50 - 150	30
Naphthalene	0.136		0.000380U	0.165	mg/Kg dw	82		50 - 150	
Phenanthrene	0.140		0.000770U	0.165	mg/Kg dw	85	0.51	50 - 150	30
Phenanthrene	0.140		0.000770U	0.165	mg/Kg dw	85		50 - 150	
Pyrene	0.150		0.00420U	0.165	mg/Kg dw	91	2.5	50 - 150	30
Pyrene	0.154		0.00420U	0.165	mg/Kg dw	93		50 - 150	

Surrogates

CAS#	Parameter	Result	Expect Value	QUAL	Recovery	Unit	Limits	Analyst
321-60-8	2-Fluorobiphenyl	0.159	0.165		96	%	30 - 170	TZ
321-60-8	2-Fluorobiphenyl	0.157	0.165		95	%	30 - 170	TZ

Surrogates

CAS#	Parameter	Result	Expect Value	QUAL	Recovery	Unit	Limits	Analyst
4165-60-0	Nitrobenzene-d5	0.151	0.165		91	%	30 - 170	TZ
4165-60-0	Nitrobenzene-d5	0.153	0.165		93	%	30 - 170	TZ
1718-51-0	p-Terphenyl-d14	0.163	0.165		99	%	30 - 170	TZ
1718-51-0	p-Terphenyl-d14	0.154	0.165		94	%	30 - 170	TZ

Millennium Laboratories Inc. - CERTIFICATE OF RESULTS

ML #:011500023
Matrix: LQM-Soil
Percent Solids: 100 % Lab Filtered: No
Field Ident: LCS/LCSD
Preservative: none
Report Code: S7471A-Hg
Instrument : MET-HG-01
Site Name:
Date Collected:
SOP : MLME-0011
Method: EPA 7471A Mercury (Hg)
Date Prepared:2015-01-23 12:54:00
Batch ID:012315HS1
Date Analyzed: 2015-01-23 16:19:00

Laboratory Control Samples

Parameters	Spike Result	QUAL	LB Result	Expect Value	Units	Spike % Recovery	Spike %RPD	Accuracy Limit	Precision Limit
Mercury	0.525		0.0100U	0.500	mg/Kg dw	105	2.9	90 - 110	10
Mercury	0.510		0.0100U	0.500	mg/Kg dw	102		90 - 110	

Millennium Laboratories Inc. - CERTIFICATE OF RESULTS

ML #:011500023
Matrix: LQM-Soil
Percent Solids: 100 % Lab Filtered: No
Field Ident: LCS/LCSD
Preservative: none
Report Code: S6010B-RCRA7
Instrument : MET-ICP-01
Site Name:
Date Collected:
SOP : MLME-0008, MLME-0005
Method: EPA 6010B RCRA7
Date Prepared:2015-01-22 15:12:00
Batch ID:012215CS1
Date Analyzed: 2015-01-23 20:07:53

Laboratory Control Samples

Parameters	Spike Result	QUAL	LB Result	Expect Value	Units	Spike % Recovery	Spike %RPD	Accuracy Limit	Precision Limit
Lead	38.5		0.500U	40.0	mg/Kg dw	96	0.26	80 - 120	20
Lead	38.4		0.500U	40.0	mg/Kg dw	96		80 - 120	
Silver	19.4		0.200U	20.0	mg/Kg dw	97	2.0	80 - 120	20
Silver	19.8		0.200U	20.0	mg/Kg dw	99		80 - 120	
Arsenic	40.8		0.440U	40.0	mg/Kg dw	102	0.94	80 - 120	20
Arsenic	40.4		0.440U	40.0	mg/Kg dw	101		80 - 120	
Barium	20.8		0.200U	20.0	mg/Kg dw	104	2.0	80 - 120	20
Barium	20.4		0.200U	20.0	mg/Kg dw	102		80 - 120	
Cadmium	19.7		0.200U	20.0	mg/Kg dw	98	0.71	80 - 120	20
Cadmium	19.6		0.200U	20.0	mg/Kg dw	98		80 - 120	
Chromium (Total)	20.4		0.400U	20.0	mg/Kg dw	102	0.15	80 - 120	20
Chromium (Total)	20.4		0.400U	20.0	mg/Kg dw	102		80 - 120	
Selenium	79.2		0.500U	80.0	mg/Kg dw	99	1.3	80 - 120	20
Selenium	78.2		0.500U	80.0	mg/Kg dw	98		80 - 120	

Millennium Laboratories Inc. - CERTIFICATE OF RESULTS

ML #:011500023[011500023--0305] Field Ident: MS/MSD Site Name:
Matrix: LQM-Soil Preservative: None Date Collected:2015-01-14 10:35:00
Percent Solids: 98.74 % Lab Filtered: No Report Code: S8270C-LL SOP : MLSM-0004 MLSM-0005
Instrument : SMB5973
Method: EPA 8270C Low Level PAH Batch ID:012115Q
Date Prepared:2015-01-21 10:00:00 Date Analyzed: 2015-01-24 18:47:00

Matrix Spike Samples

Parameters	Spike Result	QUAL	Parent Result	Expect Value	Units	Spike % Recovery	Spike %RPD	Accuracy Limit	Precision Limit
1-Methylnaphthalene	0.141		0.00515U	0.167	mg/Kg dw	84	0.50	50 - 150	30
1-Methylnaphthalene	0.142		0.00515U	0.167	mg/Kg dw	85		50 - 150	
2-Methylnaphthalene	0.126		0.00364U	0.167	mg/Kg dw	75	0.43	50 - 150	30
2-Methylnaphthalene	0.126		0.00364U	0.167	mg/Kg dw	76		50 - 150	
Acenaphthene	0.133		0.000687U	0.167	mg/Kg dw	79	1.3	50 - 150	30
Acenaphthene	0.135		0.000687U	0.167	mg/Kg dw	81		50 - 150	
Acenaphthylene	0.142		0.00131U	0.167	mg/Kg dw	85	1.6	50 - 150	30
Acenaphthylene	0.144		0.00131U	0.167	mg/Kg dw	86		50 - 150	
Anthracene	0.156		0.000505U	0.167	mg/Kg dw	93	0.060	50 - 150	30
Anthracene	0.156		0.000505U	0.167	mg/Kg dw	93		50 - 150	
Benz(a)Anthracene	0.150		0.00111U	0.167	mg/Kg dw	90	3.0	50 - 150	30
Benz(a)Anthracene	0.155		0.00111U	0.167	mg/Kg dw	93		50 - 150	
Benzo(a)pyrene	0.151		0.00121U	0.167	mg/Kg dw	90	0.97	50 - 150	30
Benzo(a)pyrene	0.153		0.00121U	0.167	mg/Kg dw	91		50 - 150	
Benzo(b)fluoranthene	0.146		0.00202U	0.167	mg/Kg dw	87	4.6	50 - 150	30
Benzo(b)fluoranthene	0.153		0.00202U	0.167	mg/Kg dw	91		50 - 150	
Benzo(g,h,i)perylene	0.156		0.00364U	0.167	mg/Kg dw	93	4.7	50 - 150	30
Benzo(g,h,i)perylene	0.163		0.00364U	0.167	mg/Kg dw	98		50 - 150	
Benzo(k)fluoranthene	0.150		0.00192U	0.167	mg/Kg dw	90	4.6	50 - 150	30
Benzo(k)fluoranthene	0.157		0.00192U	0.167	mg/Kg dw	94		50 - 150	
Chrysene	0.157		0.00101U	0.167	mg/Kg dw	94	2.1	50 - 150	30
Chrysene	0.154		0.00101U	0.167	mg/Kg dw	92		50 - 150	
Dibenz(a,h)Anthracene	0.160		0.00374U	0.167	mg/Kg dw	96	6.0	50 - 150	30
Dibenz(a,h)Anthracene	0.151		0.00374U	0.167	mg/Kg dw	90		50 - 150	
Fluoranthene	0.153		0.00172U	0.167	mg/Kg dw	92	4.4	50 - 150	30
Fluoranthene	0.160		0.00172U	0.167	mg/Kg dw	96		50 - 150	
Fluorene	0.145		0.000838U	0.167	mg/Kg dw	87	5.4	50 - 150	30
Fluorene	0.153		0.000838U	0.167	mg/Kg dw	91		50 - 150	
Indeno(1,2,3-cd)pyrene	0.156		0.00242U	0.167	mg/Kg dw	94	4.6	50 - 150	30
Indeno(1,2,3-cd)pyrene	0.149		0.00242U	0.167	mg/Kg dw	89		50 - 150	
Naphthalene	0.135		0.000384U	0.167	mg/Kg dw	81	0.75	50 - 150	30
Naphthalene	0.134		0.000384U	0.167	mg/Kg dw	80		50 - 150	
Phenanthrene	0.139		0.000778U	0.167	mg/Kg dw	83	7.9	50 - 150	30
Phenanthrene	0.150		0.000778U	0.167	mg/Kg dw	90		50 - 150	
Pyrene	0.150		0.00424U	0.167	mg/Kg dw	90	0.99	50 - 150	30
Pyrene	0.152		0.00424U	0.167	mg/Kg dw	91		50 - 150	

Surrogates

CAS#	Parameter	Result	Expect Value	QUAL	Recovery	Unit	Limits	Analyst
321-60-8	2-Fluorobiphenyl	0.153	0.165		92	%	30 - 170	TZ
321-60-8	2-Fluorobiphenyl	0.152	0.165		92	%	30 - 170	TZ

Surrogates

CAS#	Parameter	Result	Expect Value	QUAL	Recovery	Unit	Limits	Analyst
4165-60-0	Nitrobenzene-d5	0.134	0.165		81	%	30 - 170	TZ
4165-60-0	Nitrobenzene-d5	0.129	0.165		78	%	30 - 170	TZ
1718-51-0	p-Terphenyl-d14	0.150	0.165		91	%	30 - 170	TZ
1718-51-0	p-Terphenyl-d14	0.156	0.165		95	%	30 - 170	TZ

Millennium Laboratories Inc. - CERTIFICATE OF RESULTS

ML #:011500023[011500025--0106] Field Ident: MS/MSD Site Name:
Matrix: LQM-Soil Preservative: None Date Collected:2015-01-13 14:40:00
Percent Solids: 96.93 % Lab Filtered: No Report Code: S7471A-Hg SOP : MLME-0011
Instrument : MET-HG-01
Method: EPA 7471A Mercury (Hg) Batch ID:012315HS1
Date Prepared:2015-01-23 12:54:00 Date Analyzed: 2015-01-23 16:19:00

Matrix Spike Samples

Parameters	Spike Result	QUAL	Parent Result	Expect Value	Units	Spike % Recovery	Spike %RPD	Accuracy Limit	Precision Limit
Mercury	0.361		0.00800I	0.364	mg/Kg dw	97	7.5	85 - 115	10
Mercury	0.389		0.00800I	0.364	mg/Kg dw	105		85 - 115	

Millennium Laboratories Inc. - CERTIFICATE OF RESULTS

ML #:011500023[011500023--0306] Field Ident: MS/MSD Site Name:
Matrix: LQM-Soil Preservative: None Date Collected:2015-01-14 10:35:00
Percent Solids: 98.74 % Lab Filtered: No Report Code: S7471A-Hg SOP : MLME-0011
Instrument : MET-HG-01
Method: EPA 7471A Mercury (Hg) Batch ID:012315HS1
Date Prepared:2015-01-23 12:54:00 Date Analyzed: 2015-01-23 16:19:00

Matrix Spike Samples

Parameters	Spike Result	QUAL	Parent Result	Expect Value	Units	Spike % Recovery	Spike %RPD	Accuracy Limit	Precision Limit
Mercury	0.357		0.0120I	0.351	mg/Kg dw	98	4.1	85 - 115	10
Mercury	0.372		0.0120I	0.351	mg/Kg dw	103		85 - 115	

Millennium Laboratories Inc. - CERTIFICATE OF RESULTS

ML #:011500023[011500023--0306] Field Ident: MS/MSD Site Name:
Matrix: LQM-Soil Preservative: None Date Collected:2015-01-14 10:35:00
Percent Solids: 98.74 % Lab Filtered: No Report Code: S6010B-RCRA7 SOP : MLME-0008, MLME-0005
Instrument : MET-ICP-01
Method: EPA 6010B RCRA7 Batch ID:012215CS1
Date Prepared:2015-01-22 15:12:00 Date Analyzed: 2015-01-23 20:32:57

Matrix Spike Samples

Parameters	Spike Result	QUAL	Parent Result	Expect Value	Units	Spike % Recovery	Spike %RPD	Accuracy Limit	Precision Limit
Lead	27.6		0.364U	29.0	mg/Kg dw	95	1.2	75 - 125	20
Lead	27.3		0.364U	29.0	mg/Kg dw	94		75 - 125	
Silver	14.1		0.145U	14.5	mg/Kg dw	97	1.1	75 - 125	20
Silver	14.0		0.145U	14.5	mg/Kg dw	96		75 - 125	
Arsenic	28.5		0.320U	29.0	mg/Kg dw	98	0.88	75 - 125	20
Arsenic	28.3		0.320U	29.0	mg/Kg dw	98		75 - 125	
Barium	14.8		0.168I	14.5	mg/Kg dw	101	1.4	75 - 125	20
Barium	14.6		0.168I	14.5	mg/Kg dw	100		75 - 125	
Cadmium	14.1		0.145U	14.5	mg/Kg dw	97	1.9	75 - 125	20
Cadmium	13.8		0.145U	14.5	mg/Kg dw	95		75 - 125	
Chromium (Total)	14.7		0.291U	14.5	mg/Kg dw	101	0.48	75 - 125	20
Chromium (Total)	14.6		0.291U	14.5	mg/Kg dw	101		75 - 125	
Selenium	55.5		0.364U	58.0	mg/Kg dw	96	0.51	75 - 125	20
Selenium	55.2		0.364U	58.0	mg/Kg dw	95		75 - 125	

Millennium Laboratories Inc. - CERTIFICATE OF RESULTS

ML #:011500023[011500023--0606] Field Ident: MS/MSD Site Name:
Matrix: LQM-Soil Preservative: None Date Collected:2015-01-14 11:51:00
Percent Solids: 98.82 % Lab Filtered: No Report Code: S6010B-RCRA7 SOP : MLME-0008, MLME-0005
Instrument : MET-ICP-01
Method: EPA 6010B RCRA7 Batch ID:012215CS1
Date Prepared:2015-01-22 15:12:00 Date Analyzed: 2015-01-23 21:17:35

Matrix Spike Samples

Parameters	Spike Result	QUAL	Parent Result	Expect Value	Units	Spike % Recovery	Spike %RPD	Accuracy Limit	Precision Limit
Lead	25.4		0.336U	26.9	mg/Kg dw	94	2.0	75 - 125	20
Lead	24.9		0.336U	26.9	mg/Kg dw	93		75 - 125	
Silver	12.0		0.135U	13.4	mg/Kg dw	90	5.8	75 - 125	20
Silver	12.8		0.135U	13.4	mg/Kg dw	95		75 - 125	
Arsenic	26.2		0.296U	26.9	mg/Kg dw	97	0.19	75 - 125	20
Arsenic	26.3		0.296U	26.9	mg/Kg dw	98		75 - 125	
Barium	13.4		0.138I	13.4	mg/Kg dw	98	2.0	75 - 125	20
Barium	13.6		0.138I	13.4	mg/Kg dw	100		75 - 125	
Cadmium	13.0		0.135U	13.4	mg/Kg dw	97	2.4	75 - 125	20
Cadmium	12.7		0.135U	13.4	mg/Kg dw	94		75 - 125	
Chromium (Total)	13.6		0.269U	13.4	mg/Kg dw	101	0.22	75 - 125	20
Chromium (Total)	13.5		0.269U	13.4	mg/Kg dw	101		75 - 125	
Selenium	51.1		0.336U	53.8	mg/Kg dw	95	1.1	75 - 125	20
Selenium	51.6		0.336U	53.8	mg/Kg dw	96		75 - 125	

Data Flag Summary and Definitions of Qualifiers

A =	Result reported is the mean (average) of 2 or more discrete and separate determinations.
D =	Surrogate or matrix spike diluted out.
I =	The reported value is between the laboratory limit of detection (LOD) and the laboratory limit of quantitation(LOQ).
J =	Estimated value - may not be accurate. Use of this code requires justification as follows:
	1. Exceedance of surrogate recovery limits.
	2. Existence of no quality control criteria for a component.
	3. Failure to meet established precision and accuracy criteria.
	4. Matrix interference.
	5. Questionable data due to improper field or lab protocols.
	"J" values are exclusive and are not used in conjunction with other codes.
K =	Indicates off scale low and the actual value is known to be less than the value listed. Used if the value is less than the lowest calibration standard when the calibration curve is known to be non-linear. Can also be used if the actual value is known to be less than the reported value based on sample size or dilution.
L =	Off-scale high and the actual value is known to be greater than the reported value. Used when the sample concentration of the analyte exceeds the linear range or highest calibration standard and the calibration curve is known to exhibit a negative deflection.
M =	To be used for chemical analysis: the presence of the analyte is verified but not quantified and the actual value is less than the value reported.
N =	Presumptive evidence of presence of compound. To be used when the compound has been determined by TIC (Mass spectral library search) or if presence of the compound cannot be confirmed using alternate procedures.
O =	Indicates that the analysis was lost or not performed.
P =	The concentration determined by the second column confirmation exceeded 40%D. The presence/absence of the compound can not be confirmed by GC/MS due to the low concentration. However, in the analyst's opinion, the compound is present in the sample and affected by matrix interference on one GC column. The concentration most appropriate to the sample matrix has been reported.
Q =	Indicates that the sample was prepared or analyzed after the holding time had expired.
S =	Analyte presence/absence has been determined using a historical relative retention time and mass spectral library search. If the analyte was determined to be absent, it is reported as the PQL qualified with a U. If the analyte was determined to be present, the estimated concentration is determined using a historical calibration factor.
T =	Reported value is less than the laboratory limit of detection (LOD). The value is reported for informational purposes only and is not used in statistical analysis.
U =	Indicates that a specific compound was analyzed for but not detected. The reported value shall be the laboratory limit of detection (LOD).
V =	Indicates blank contamination (i.e. the compound was detected in the sample and the associated method blanks).
X =	The spiking solution was inadvertently omitted during the extraction procedure.
Y =	Laboratory analysis was performed on sample that was unpreserved or improperly preserved; therefore, the data may be inaccurate.
? =	Indicates that the data should not be used since some or all of the quality control data for the analyte fall outside limits and the presence or absence of the analyte cannot be determined from the data.
* =	Analysis was not performed due to interference.
NS =	Not spiked - Surrogate or spike solution was inadvertently omitted.
Hierarchy = ? *,O Y V K L M I U T A N Q J S P X.	

Abbreviation Definitions and Acronyms

%REC = Percent Recovery %RPD = Relative Percent Difference DL= Dilution1 DD= Dilution2 TD = Dilution3 QD = Dilution4
DUP = Duplicate LCS/LCSD = Laboratory Control Spike/Duplicate MS/MSD = Matrix Spike/Duplicate QUAL = Qualifier
DF|QF = Dilution|Quantitation Factor LOQ [PQL] = Practical Quantitation Limit
LOD [MDL] = Limit Of Detection/Method Detection Limit. The minimum concentration of an analyte of interest that can be measured and reported with 99 % confidence that the analyte concentration is greater than zero. The LOD for an analyte is determined from the preparation and analysis of a sample in a given matrix containing the analyte. LODs have been determined following the procedure specified in "New and Alternative Analytical Laboratory Methods", DEP-QA-001/01 (September 1, 2003) which is incorporated by reference in Rule 62-160.800, F.A.C., unless otherwise specified by a mandated test method for which the laboratory is certified.
HCL(1:1)=Hydrochloric Acid HNO3(1:1)=Nitric Acid H2SO4(1:1)=Sulfuric Acid Na2S2O3=Sodium Thiosulfate HgCl2=Mercuric Chloride
MCA=Monochloroacetic Acid

Subcontracted Laboratory Certification Information

No Subcontracted Laboratories were used for these samples.

END CERTIFICATE OF RESULTS

CHAIN OF CUSTODY RECORD / ANALYSIS REQUEST FORM

11713

MILLENNIUM LABORATORIES INC

MILLENNIUM LABORATORIES, INC.

12721 RACE TRACK RD., TAMPA, FL 33626

813 925-3871 VOICE 813 925-3872 FAX

PROJECT NAME	PROJECT NO.	PROJECT LOCATION (STATE)
Site K		FL
SAMPLERS SIGNATURE	P.O. NUMBER	
Leah Whitman		
CLIENT CONTACT	CLIENT PHONE	CLIENT FAX
Leah Whitman	904-828-3900	
CLIENT NAME	CLIENT EMAIL	
Kimley-Horn	Leah.Whitman@kimley-horn.com	
CLIENT ADDRESS		
12740 Gran Bay Parkway, Ste 2350		
Jacksonville FL 32258		

PAGE 3 OF 3

STANDARD REPORT DELIVERY ⊗

DATE DUE _____

EXPEDITED REPORT DELIVERY (SURCHARGE) ○

DATE DUE _____

NUMBER OF COOLERS SUBMITTED PER SHIPMENT:

SAMPLE DATE	SAMPLE TIME	SAMPLE IDENTIFICATION	COMPOSITE (C) OR GRAB (G) INDICATE	MATRIX TYPE: AQUEOUS (WATER)	MATRIX TYPE: SOLID OR SEMISOLID	MATRIX TYPE: AIR	MATRIX TYPE: NONAQUEOUS LIQUID (OIL, SOLVENT)	REQUIRED ANALYSIS: 8260 (Full)	REQUIRED ANALYSIS: 8270 (PAHs)	REQUIRED ANALYSIS: 8 RCRA	PRESERVATIVE	NUMBER OF CONTAINERS SUBMITTED	REMARKS
1/14/15	10:35	SB-7 (0.5)	G		✓			X	X	X			
	10:35	SB-7 (2)			✓			X	X	X			
	10:35	SB-7 (4)			✓			X	X	X			
	11:51	SB-8 (0.5)			✓			X	X	X			
	11:51	SB-8 (2)			✓			X	X	X			
	11:51	SB-8 (4)			✓			X	X	X			
	12:30	SB-11 (0.5)			✓			X	X	X			
	12:30	SB-11 (2)			✓			X	X	X			
	12:30	SB-11 (4)			✓			X	X	X			
	1:10	SB-12 (0.5)			✓			X	X	X			
	1:10	SB-12 (2)			✓			X	X	X			
↓	1:10	SB-12 (4)			✓			X	X	X			

RELINQUISHED BY: (SIGNATURE)	DATE	TIME	RELINQUISHED BY: (SIGNATURE)	DATE	TIME	RELINQUISHED BY: (SIGNATURE)	DATE	TIME
Kathy Stanfield	1/9/15	1100	Leah Whitman	1/14/15				
RECEIVED BY: (SIGNATURE)	DATE	TIME	RECEIVED BY: (SIGNATURE)	DATE	TIME	RECEIVED BY: (SIGNATURE)	DATE	TIME
			Fedex					

EMPTY CONTAINERS

INTERNAL LABORATORY USE ONLY

RECEIVED FOR LABORATORY BY: (SIGNATURE)	DATE	TIME	CUSTODY INTACT	LOG NO.	LABORATORY REMARKS:
AHuman	1-16-15	0930	YES ⊗ NO ○	011500023	5°

Original - Return to Laboratory with Sample(s)

City of Fort Lauderdale
Bid 12139-983

Millennium Laboratories Inc.
12721 Race Track Road
Tampa, FL 33626-1314
Voice Phone: (813) 925-3871
Fax Phone: (813) 925-3872
Email: ksheffield@mlabs-fl.com

Florida Department of Health Certification Number E84899 Expires: July 01, 2015

CERTIFICATE OF RESULTS

TRACKING Number:2596.0 DATE OF ISSUE:2015-01-30 18:34:11

Client Project ID: Site K
Lab Project ID: 011500024

This Certificate of Results is provided for:
Ms. Leah Zihlman
Kimley-Horn and Associates
12740 Gran Bay Parkway, Suite 2350
Jacksonville, Florida 32258
904-828-3900

Kathy Sheffield - Lab Director/Project-Mgr.

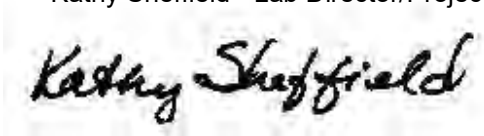

Kathy Sheffield - CIO - QAQC

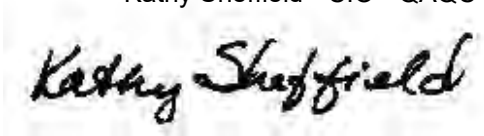

This Certificate of Results meets all the requirements of 2003-NELAC Specifications unless otherwise specified within this report. This Certificate shall not be reproduced except in full, without the written consent of Millennium Laboratories. This Certificate of Results relates only to items tested or to the samples as received by Millennium Laboratories Inc. The estimated uncertainty of these test results is based on statistics that can be furnished upon request. If you have obtained possession of this Certificate of Results and you are not the intended recipient, as indicated above, please preserve the confidential nature of this report and notify Millennium Laboratories using the contact information above. Millennium Laboratories retains ownership of this document until properly delivered to the intended recipient.

Case Narrative - Observations, Opinions and Interpretations

Ten soil samples were received on January 16, 2015 in good condition. The sample cooler temperature was 5ºC upon receipt, with wet ice present. The samples were analyzed for volatile organics by EPA Method 8260, Low-Level PAHs by EPA Method 8270, and RCRA metals by EPA Method 6010/7471. Laboratory SOPs MLVM-0002, MLSM-0004, MLSM-0005, MLME-0005, and MLME-0011 were used for the analyses.

EPA Method 8260 - Matrix spikes were not analyzed for this method due to an instrument failure. However, the recoveries of the lab control spikes were within established limits.

EPA Method 8270 - One of the samples - SB-5(0.5) - required dilution due to matrix interference which prohibited sample extract concentration to 1.0ml FV. The surrogates were diluted out when the sample was analyzed at the dilution.

No additional QA/QC issues were encountered. All spikes and surrogates were recovered within established limits, except as noted above. All method-specified holding times were met.

Please contact Kathy Sheffield at (813) 925-3871 or ksheffield@mlabs-fl.com if you have any questions or require additional information.

The client`s chain of custody form and the invoice have been attached to the laboratory`s Certificate of Results.

Sample Information:		
ML Sample Number:	**Client Sample ID:**	**Date Collected:**
011500024-01	SB-4 (0.5)	2015-01-13 15:35:00
011500024-02	SB-4 (2)	2015-01-13 15:35:00
011500024-03	SB-4 (4)	2015-01-13 15:35:00
011500024-04	SB-5 (0.5)	2015-01-13 13:55:00
011500024-05	SB-5 (2)	2015-01-13 13:55:00
011500024-06	SB-5 (4)	2015-01-13 13:55:00
011500024-07	SB-6 (0.5)	2015-01-13 14:30:00
011500024-08	SB-6 (2)	2015-01-13 14:30:00
011500024-09	SB-6 (4)	2015-01-13 14:30:00
011500024-10	SB-9 (0.5)	2015-01-13 13:10:00

Matrix Spike Information:			
Analysis Performed:	**Identifier MS/MSD:**	**ML Sample # MS/MSD:**	**ML Batch ID:**
S8270C-LL	SB-6 (4)	011500024--0905	012315Q
S7471A-Hg	Batch	011500027--1006	012715HS1
S7471A-Hg	SB-6 (4)	011500024--0906	012715HS1
S6010B-RCRA7	SB-5 (4)	011500024--0606	012015CS1
S6010B-RCRA7	SB-6 (4)	011500024--0906	012015CS1

Millennium Laboratories Inc. - CERTIFICATE OF RESULTS

Solids Determination

Analytical Test: % Solids | **Method: SOP MLEX-0005 based on method 2540G**

Batch ID	MLI #	Sample ID	Result	Units	LOD(MDL)	Date/Time Analyzed	Analyst
011615PS2	011500024--01	SB-4 (0.5)	**76.7**	%	0.10	2015-01-16 14:55:00	AA
011615PS2	011500024--02	SB-4 (2)	**81.6**	%	0.10	2015-01-16 14:55:00	AA
011615PS2	011500024--03	SB-4 (4)	**96.8**	%	0.10	2015-01-16 14:55:00	AA
011615PS2	011500024--04	SB-5 (0.5)	**98.2**	%	0.10	2015-01-16 14:55:00	AA
011615PS2	011500024--05	SB-5 (2)	**96.7**	%	0.10	2015-01-16 14:55:00	AA
011615PS2	011500024--06	SB-5 (4)	**97.3**	%	0.10	2015-01-16 14:55:00	AA
011615PS2	011500024--07	SB-6 (0.5)	**93.4**	%	0.10	2015-01-16 14:55:00	AA
011615PS2	011500024--08	SB-6 (2)	**96.5**	%	0.10	2015-01-16 14:55:00	AA
011615PS2	011500024--09	SB-6 (4)	**97.6**	%	0.10	2015-01-16 14:55:00	AA
011615PS2	011500024--10	SB-9 (0.5)	**91.8**	%	0.10	2015-01-16 14:55:00	AA

Laboratory Duplicates

Batch ID	MLI #	Sample ID	Result	Units	% RPD	Precision Limit
011615PS2	011500024--02	SB-4 (2)	**81.6**	%	1.3	10
011615PS2	011500024QC02	SB-4 (2)	**80.5**	%		

Millennium Laboratories Inc. - CERTIFICATE OF RESULTS

ML#:011500024-01 container [01] Field Ident: SB-4 (0.5) Site Name: Site K
Matrix: LQM-Soil Preservative: None Date Collected:2015-01-13 15:35:00
Percent Solids: 76.7 % Lab Filtered: No Report Code: S8260B SOP : MLVM-0002
Instrument : VMA5973
Method: EPA 8260B Volatile Organics Batch ID:1S012615
Date Prepared: Date Analyzed: 2015-01-27 15:13:00

CAS#	Parameter	Result	QUAL	Units	LOD(MDL)	LOQ(PQL)	DF|QF	Analyst
630-20-6	1,1,1,2-Tetrachloroethane	0.00036	U	mg/Kg dw	0.00036	0.0069	1.38	KC
71-55-6	1,1,1-Trichloroethane	0.00069	U	mg/Kg dw	0.00069	0.0069	1.38	KC
79-34-5	1,1,2,2-Tetrachloroethane	0.00054	U	mg/Kg dw	0.00054	0.0069	1.38	KC
79-00-5	1,1,2-Trichloroethane	0.00064	U	mg/Kg dw	0.00064	0.0069	1.38	KC
75-34-3	1,1-Dichloroethane	0.00051	U	mg/Kg dw	0.00051	0.0069	1.38	KC
75-35-4	1,1-Dichloroethene	0.00058	U	mg/Kg dw	0.00058	0.0069	1.38	KC
563-58-6	1,1-Dichloropropene	0.00086	U	mg/Kg dw	0.00086	0.0069	1.38	KC
87-61-6	1,2,3-Trichlorobenzene	0.0028	U	mg/Kg dw	0.0028	0.0069	1.38	KC
96-18-4	1,2,3-Trichloropropane	0.00054	U	mg/Kg dw	0.00054	0.0069	1.38	KC
120-82-1	1,2,4-Trichlorobenzene	0.0028	U	mg/Kg dw	0.0028	0.0069	1.38	KC
95-63-6	1,2,4-Trimethylbenzene	0.0028	U	mg/Kg dw	0.0028	0.0069	1.38	KC
96-12-8	1,2-Dibromo-3-Chloropropane	0.0011	U	mg/Kg dw	0.0011	0.0069	1.38	KC
106-93-4	1,2-Dibromoethane	0.00068	U	mg/Kg dw	0.00068	0.0069	1.38	KC
95-50-1	1,2-Dichlorobenzene	0.0028	U	mg/Kg dw	0.0028	0.0069	1.38	KC
107-06-2	1,2-Dichloroethane	0.00052	U	mg/Kg dw	0.00052	0.0069	1.38	KC
78-87-5	1,2-Dichloropropane	0.00055	U	mg/Kg dw	0.00055	0.0069	1.38	KC
108-67-8	1,3,5-Trimethylbenzene	0.00041	U	mg/Kg dw	0.00041	0.0069	1.38	KC
541-73-1	1,3-Dichlorobenzene	0.00095	U	mg/Kg dw	0.00095	0.0069	1.38	KC
142-28-9	1,3-Dichloropropane	0.00050	U	mg/Kg dw	0.00050	0.0069	1.38	KC
106-46-7	1,4-Dichlorobenzene	0.0010	U	mg/Kg dw	0.0010	0.0069	1.38	KC
594-20-7	2,2-Dichloropropane	0.00055	U	mg/Kg dw	0.00055	0.0069	1.38	KC
78-93-3	2-Butanone	0.028	U	mg/Kg dw	0.028	0.035	1.38	KC
110-75-8	2-Chloroethyl vinyl ether	0.0029	U	mg/Kg dw	0.0029	0.0069	1.38	KC
95-49-8	2-Chlorotoluene	0.00058	U	mg/Kg dw	0.00058	0.0069	1.38	KC
591-78-6	2-Hexanone	0.0029	U	mg/Kg dw	0.0029	0.035	1.38	KC
106-43-4	4-Chlorotoluene	0.00061	U	mg/Kg dw	0.00061	0.0069	1.38	KC
99-87-6	4-Isopropyltoluene	0.0028	U	mg/Kg dw	0.0028	0.0069	1.38	KC
108-10-1	4-Methyl-2-Pentanone	0.0018	U	mg/Kg dw	0.0018	0.035	1.38	KC
67-64-1	Acetone	0.041	U	mg/Kg dw	0.041	0.069	1.38	KC
75-05-8	Acetonitrile	0.076	U	mg/Kg dw	0.076	0.14	1.38	KC
71-43-2	Benzene	0.0021	U	mg/Kg dw	0.0021	0.0069	1.38	KC
108-86-1	Bromobenzene	0.00075	U	mg/Kg dw	0.00075	0.0069	1.38	KC
74-97-5	Bromochloromethane	0.00080	U	mg/Kg dw	0.00080	0.0069	1.38	KC
75-27-4	Bromodichloromethane	0.00050	U	mg/Kg dw	0.00050	0.0069	1.38	KC
75-25-2	Bromoform	0.0012	U	mg/Kg dw	0.0012	0.0069	1.38	KC
74-83-9	Bromomethane	0.0035	U	mg/Kg dw	0.0035	0.014	1.38	KC
75-15-0	Carbon Disulfide	0.0028	U	mg/Kg dw	0.0028	0.0069	1.38	KC
56-23-5	Carbon Tetrachloride	0.00051	U	mg/Kg dw	0.00051	0.0069	1.38	KC
108-90-7	Chlorobenzene	0.00059	U	mg/Kg dw	0.00059	0.0069	1.38	KC
75-00-3	Chloroethane	0.0022	U	mg/Kg dw	0.0022	0.014	1.38	KC
67-66-3	Chloroform	0.00069	U	mg/Kg dw	0.00069	0.0069	1.38	KC
74-87-3	Chloromethane	0.00065	U	mg/Kg dw	0.00065	0.014	1.38	KC
156-59-2	cis-1,2-Dichloroethene	0.00087	U	mg/Kg dw	0.00087	0.0069	1.38	KC
10061-01-5	cis-1,3-Dichloropropene	0.00080	U	mg/Kg dw	0.00080	0.0069	1.38	KC

Millennium Laboratories Inc. - CERTIFICATE OF RESULTS

CAS#	Parameter	Result	QUAL	Units	LOD(MDL)	LOQ(PQL)	DF|QF	Analyst
124-48-1	Dibromochloromethane	0.00070	U	mg/Kg dw	0.00070	0.0069	1.38	KC
74-95-3	Dibromomethane	0.00065	U	mg/Kg dw	0.00065	0.0069	1.38	KC
75-71-8	Dichlorodifluoromethane	0.0014	U	mg/Kg dw	0.0014	0.0069	1.38	KC
97-63-2	Ethyl methacrylate	0.0015	U	mg/Kg dw	0.0015	0.0069	1.38	KC
100-41-4	Ethylbenzene	0.00050	U	mg/Kg dw	0.00050	0.0069	1.38	KC
87-68-3	Hexachlorobutadiene	0.0015	U	mg/Kg dw	0.0015	0.0069	1.38	KC
74-88-4	Iodomethane	0.0028	U	mg/Kg dw	0.0028	0.014	1.38	KC
78-83-1	Isobutanol	0.14	U	mg/Kg dw	0.14	0.14	1.38	KC
98-82-8	Isopropylbenzene	0.00048	U	mg/Kg dw	0.00048	0.0069	1.38	KC
136777-61-2	m + p Xylene	0.0014	U	mg/Kg dw	0.0014	0.014	1.38	KC
80-62-6	Methyl methacrylate	0.0019	U	mg/Kg dw	0.0019	0.0069	1.38	KC
1634-04-4	Methyl tert-Butyl Ether	0.00057	U	mg/Kg dw	0.00057	0.069	1.38	KC
75-09-2	Methylene Chloride	0.028	U	mg/Kg dw	0.028	0.035	1.38	KC
104-51-8	n-Butylbenzene	0.0028	U	mg/Kg dw	0.0028	0.0069	1.38	KC
103-65-1	N-Propylbenzene	0.00066	U	mg/Kg dw	0.00066	0.0069	1.38	KC
91-20-3	Naphthalene	0.0069	U	mg/Kg dw	0.0069	0.014	1.38	KC
95-47-6	o-Xylene	0.00097	U	mg/Kg dw	0.00097	0.0069	1.38	KC
76-01-7	Pentachloroethane	0.0022	U	mg/Kg dw	0.0022	0.0069	1.38	KC
107-12-0	Propionitrile	0.070	U	mg/Kg dw	0.070	0.14	1.38	KC
135-98-8	sec-Butylbenzene	0.00055	U	mg/Kg dw	0.00055	0.0069	1.38	KC
100-42-5	Styrene	0.00048	U	mg/Kg dw	0.00048	0.0069	1.38	KC
98-06-6	tert-Butylbenzene	0.00075	U	mg/Kg dw	0.00075	0.0069	1.38	KC
127-18-4	Tetrachloroethene	0.00039	U	mg/Kg dw	0.00039	0.0069	1.38	KC
108-88-3	Toluene	0.0017	U	mg/Kg dw	0.0017	0.0069	1.38	KC
156-60-5	trans-1,2-Dichloroethene	0.00059	U	mg/Kg dw	0.00059	0.0069	1.38	KC
10061-02-6	trans-1,3-Dichloropropene	0.00065	U	mg/Kg dw	0.00065	0.0069	1.38	KC
110-57-6	trans-1,4-Dichloro-2-butene	0.0022	U	mg/Kg dw	0.0022	0.014	1.38	KC
79-01-6	Trichloroethene	0.0028	U	mg/Kg dw	0.0028	0.0069	1.38	KC
75-69-4	Trichlorofluoromethane	0.00081	U	mg/Kg dw	0.00081	0.0069	1.38	KC
108-05-4	Vinyl Acetate	0.0030	U	mg/Kg dw	0.0030	0.014	1.38	KC
75-01-4	Vinyl Chloride	0.00088	U	mg/Kg dw	0.00088	0.0069	1.38	KC

Surrogates

CAS#	Parameter	Result	Expect Value	QUAL	Recovery	Unit	Limits	Analyst
17060-07-0	1,2-Dichloroethane-d4	0.0325	0.0400		81	%	70 - 150	KC
460-00-4	p-Bromofluorobenzene	0.0323	0.0400		81	%	70 - 150	KC
2037-26-5	Toluene-d8	0.0371	0.0400		93	%	70 - 150	KC

Millennium Laboratories Inc. - CERTIFICATE OF RESULTS

ML#:011500024-02 container [01] Field Ident: SB-4 (2) Site Name: Site K
Matrix: LQM-Soil Preservative: None Date Collected:2015-01-13 15:35:00
Percent Solids: 81.6 % Lab Filtered: No Report Code: S8260B SOP : MLVM-0002
Instrument : VMA5973
Method: EPA 8260B Volatile Organics Batch ID:1S012615
Date Prepared: Date Analyzed: 2015-01-27 15:50:00

CAS#	Parameter	Result	QUAL	Units	LOD(MDL)	LOQ(PQL)	DF|QF	Analyst
630-20-6	1,1,1,2-Tetrachloroethane	0.00032	U	mg/Kg dw	0.00032	0.0062	1.23	KC
71-55-6	1,1,1-Trichloroethane	0.00062	U	mg/Kg dw	0.00062	0.0062	1.23	KC
79-34-5	1,1,2,2-Tetrachloroethane	0.00048	U	mg/Kg dw	0.00048	0.0062	1.23	KC
79-00-5	1,1,2-Trichloroethane	0.00057	U	mg/Kg dw	0.00057	0.0062	1.23	KC
75-34-3	1,1-Dichloroethane	0.00046	U	mg/Kg dw	0.00046	0.0062	1.23	KC
75-35-4	1,1-Dichloroethene	0.00052	U	mg/Kg dw	0.00052	0.0062	1.23	KC
563-58-6	1,1-Dichloropropene	0.00076	U	mg/Kg dw	0.00076	0.0062	1.23	KC
87-61-6	1,2,3-Trichlorobenzene	0.0025	U	mg/Kg dw	0.0025	0.0062	1.23	KC
96-18-4	1,2,3-Trichloropropane	0.00048	U	mg/Kg dw	0.00048	0.0062	1.23	KC
120-82-1	1,2,4-Trichlorobenzene	0.0025	U	mg/Kg dw	0.0025	0.0062	1.23	KC
95-63-6	1,2,4-Trimethylbenzene	0.0025	U	mg/Kg dw	0.0025	0.0062	1.23	KC
96-12-8	1,2-Dibromo-3-Chloropropane	0.00097	U	mg/Kg dw	0.00097	0.0062	1.23	KC
106-93-4	1,2-Dibromoethane	0.00060	U	mg/Kg dw	0.00060	0.0062	1.23	KC
95-50-1	1,2-Dichlorobenzene	0.0025	U	mg/Kg dw	0.0025	0.0062	1.23	KC
107-06-2	1,2-Dichloroethane	0.00047	U	mg/Kg dw	0.00047	0.0062	1.23	KC
78-87-5	1,2-Dichloropropane	0.00049	U	mg/Kg dw	0.00049	0.0062	1.23	KC
108-67-8	1,3,5-Trimethylbenzene	0.00037	U	mg/Kg dw	0.00037	0.0062	1.23	KC
541-73-1	1,3-Dichlorobenzene	0.00085	U	mg/Kg dw	0.00085	0.0062	1.23	KC
142-28-9	1,3-Dichloropropane	0.00044	U	mg/Kg dw	0.00044	0.0062	1.23	KC
106-46-7	1,4-Dichlorobenzene	0.00093	U	mg/Kg dw	0.00093	0.0062	1.23	KC
594-20-7	2,2-Dichloropropane	0.00049	U	mg/Kg dw	0.00049	0.0062	1.23	KC
78-93-3	2-Butanone	0.025	U	mg/Kg dw	0.025	0.031	1.23	KC
110-75-8	2-Chloroethyl vinyl ether	0.0026	U	mg/Kg dw	0.0026	0.0062	1.23	KC
95-49-8	2-Chlorotoluene	0.00052	U	mg/Kg dw	0.00052	0.0062	1.23	KC
591-78-6	2-Hexanone	0.0026	U	mg/Kg dw	0.0026	0.031	1.23	KC
106-43-4	4-Chlorotoluene	0.00054	U	mg/Kg dw	0.00054	0.0062	1.23	KC
99-87-6	4-Isopropyltoluene	0.0025	U	mg/Kg dw	0.0025	0.0062	1.23	KC
108-10-1	4-Methyl-2-Pentanone	0.0016	U	mg/Kg dw	0.0016	0.031	1.23	KC
67-64-1	Acetone	0.037	U	mg/Kg dw	0.037	0.062	1.23	KC
75-05-8	Acetonitrile	0.068	U	mg/Kg dw	0.068	0.12	1.23	KC
71-43-2	Benzene	0.0019	U	mg/Kg dw	0.0019	0.0062	1.23	KC
108-86-1	Bromobenzene	0.00067	U	mg/Kg dw	0.00067	0.0062	1.23	KC
74-97-5	Bromochloromethane	0.00072	U	mg/Kg dw	0.00072	0.0062	1.23	KC
75-27-4	Bromodichloromethane	0.00044	U	mg/Kg dw	0.00044	0.0062	1.23	KC
75-25-2	Bromoform	0.0011	U	mg/Kg dw	0.0011	0.0062	1.23	KC
74-83-9	Bromomethane	0.0031	U	mg/Kg dw	0.0031	0.012	1.23	KC
75-15-0	Carbon Disulfide	0.0025	U	mg/Kg dw	0.0025	0.0062	1.23	KC
56-23-5	Carbon Tetrachloride	0.00046	U	mg/Kg dw	0.00046	0.0062	1.23	KC
108-90-7	Chlorobenzene	0.00053	U	mg/Kg dw	0.00053	0.0062	1.23	KC
75-00-3	Chloroethane	0.0020	U	mg/Kg dw	0.0020	0.012	1.23	KC
67-66-3	Chloroform	0.00062	U	mg/Kg dw	0.00062	0.0062	1.23	KC
74-87-3	Chloromethane	0.00058	U	mg/Kg dw	0.00058	0.012	1.23	KC
156-59-2	cis-1,2-Dichloroethene	0.00078	U	mg/Kg dw	0.00078	0.0062	1.23	KC
10061-01-5	cis-1,3-Dichloropropene	0.00072	U	mg/Kg dw	0.00072	0.0062	1.23	KC

Millennium Laboratories Inc. - CERTIFICATE OF RESULTS

CAS#	Parameter	Result	QUAL	Units	LOD(MDL)	LOQ(PQL)	DF|QF	Analyst
124-48-1	Dibromochloromethane	0.00063	U	mg/Kg dw	0.00063	0.0062	1.23	KC
74-95-3	Dibromomethane	0.00058	U	mg/Kg dw	0.00058	0.0062	1.23	KC
75-71-8	Dichlorodifluoromethane	0.0012	U	mg/Kg dw	0.0012	0.0062	1.23	KC
97-63-2	Ethyl methacrylate	0.0014	U	mg/Kg dw	0.0014	0.0062	1.23	KC
100-41-4	Ethylbenzene	0.00044	U	mg/Kg dw	0.00044	0.0062	1.23	KC
87-68-3	Hexachlorobutadiene	0.0014	U	mg/Kg dw	0.0014	0.0062	1.23	KC
74-88-4	Iodomethane	0.0025	U	mg/Kg dw	0.0025	0.012	1.23	KC
78-83-1	Isobutanol	0.12	U	mg/Kg dw	0.12	0.12	1.23	KC
98-82-8	Isopropylbenzene	0.00043	U	mg/Kg dw	0.00043	0.0062	1.23	KC
136777-61-2	m + p Xylene	0.0012	U	mg/Kg dw	0.0012	0.012	1.23	KC
80-62-6	Methyl methacrylate	0.0017	U	mg/Kg dw	0.0017	0.0062	1.23	KC
1634-04-4	Methyl tert-Butyl Ether	0.00051	U	mg/Kg dw	0.00051	0.062	1.23	KC
75-09-2	Methylene Chloride	0.025	U	mg/Kg dw	0.025	0.031	1.23	KC
104-51-8	n-Butylbenzene	0.0025	U	mg/Kg dw	0.0025	0.0062	1.23	KC
103-65-1	N-Propylbenzene	0.00059	U	mg/Kg dw	0.00059	0.0062	1.23	KC
91-20-3	Naphthalene	0.0062	U	mg/Kg dw	0.0062	0.012	1.23	KC
95-47-6	o-Xylene	0.00086	U	mg/Kg dw	0.00086	0.0062	1.23	KC
76-01-7	Pentachloroethane	0.0020	U	mg/Kg dw	0.0020	0.0062	1.23	KC
107-12-0	Propionitrile	0.063	U	mg/Kg dw	0.063	0.12	1.23	KC
135-98-8	sec-Butylbenzene	0.00049	U	mg/Kg dw	0.00049	0.0062	1.23	KC
100-42-5	Styrene	0.00043	U	mg/Kg dw	0.00043	0.0062	1.23	KC
98-06-6	tert-Butylbenzene	0.00067	U	mg/Kg dw	0.00067	0.0062	1.23	KC
127-18-4	Tetrachloroethene	0.00035	U	mg/Kg dw	0.00035	0.0062	1.23	KC
108-88-3	Toluene	0.0015	U	mg/Kg dw	0.0015	0.0062	1.23	KC
156-60-5	trans-1,2-Dichloroethene	0.00053	U	mg/Kg dw	0.00053	0.0062	1.23	KC
10061-02-6	trans-1,3-Dichloropropene	0.00058	U	mg/Kg dw	0.00058	0.0062	1.23	KC
110-57-6	trans-1,4-Dichloro-2-butene	0.0020	U	mg/Kg dw	0.0020	0.012	1.23	KC
79-01-6	Trichloroethene	0.0025	U	mg/Kg dw	0.0025	0.0062	1.23	KC
75-69-4	Trichlorofluoromethane	0.00073	U	mg/Kg dw	0.00073	0.0062	1.23	KC
108-05-4	Vinyl Acetate	0.0027	U	mg/Kg dw	0.0027	0.012	1.23	KC
75-01-4	Vinyl Chloride	0.00079	U	mg/Kg dw	0.00079	0.0062	1.23	KC

Surrogates

CAS#	Parameter	Result	Expect Value	QUAL	Recovery	Unit	Limits	Analyst
17060-07-0	1,2-Dichloroethane-d4	0.0356	0.0400		89	%	70 - 150	KC
460-00-4	p-Bromofluorobenzene	0.0351	0.0400		88	%	70 - 150	KC
2037-26-5	Toluene-d8	0.0401	0.0400		100	%	70 - 150	KC

Millennium Laboratories Inc. - CERTIFICATE OF RESULTS

ML#:011500024-03 container [01] Field Ident: SB-4 (4) Site Name: Site K
Matrix: LQM-Soil Preservative: None Date Collected:2015-01-13 15:35:00
Percent Solids: 96.8 % Lab Filtered: No Report Code: S8260B SOP : MLVM-0002
Instrument : VMA5973
Method: EPA 8260B Volatile Organics Batch ID:1S012615
Date Prepared: Date Analyzed: 2015-01-27 16:27:00

CAS#	Parameter	Result	QUAL	Units	LOD(MDL)	LOQ(PQL)	DF|QF	Analyst
630-20-6	1,1,1,2-Tetrachloroethane	0.00028	U	mg/Kg dw	0.00028	0.0054	1.08	KC
71-55-6	1,1,1-Trichloroethane	0.00054	U	mg/Kg dw	0.00054	0.0054	1.08	KC
79-34-5	1,1,2,2-Tetrachloroethane	0.00042	U	mg/Kg dw	0.00042	0.0054	1.08	KC
79-00-5	1,1,2-Trichloroethane	0.00050	U	mg/Kg dw	0.00050	0.0054	1.08	KC
75-34-3	1,1-Dichloroethane	0.00040	U	mg/Kg dw	0.00040	0.0054	1.08	KC
75-35-4	1,1-Dichloroethene	0.00045	U	mg/Kg dw	0.00045	0.0054	1.08	KC
563-58-6	1,1-Dichloropropene	0.00067	U	mg/Kg dw	0.00067	0.0054	1.08	KC
87-61-6	1,2,3-Trichlorobenzene	0.0022	U	mg/Kg dw	0.0022	0.0054	1.08	KC
96-18-4	1,2,3-Trichloropropane	0.00042	U	mg/Kg dw	0.00042	0.0054	1.08	KC
120-82-1	1,2,4-Trichlorobenzene	0.0022	U	mg/Kg dw	0.0022	0.0054	1.08	KC
95-63-6	1,2,4-Trimethylbenzene	0.0022	U	mg/Kg dw	0.0022	0.0054	1.08	KC
96-12-8	1,2-Dibromo-3-Chloropropane	0.00086	U	mg/Kg dw	0.00086	0.0054	1.08	KC
106-93-4	1,2-Dibromoethane	0.00053	U	mg/Kg dw	0.00053	0.0054	1.08	KC
95-50-1	1,2-Dichlorobenzene	0.0022	U	mg/Kg dw	0.0022	0.0054	1.08	KC
107-06-2	1,2-Dichloroethane	0.00041	U	mg/Kg dw	0.00041	0.0054	1.08	KC
78-87-5	1,2-Dichloropropane	0.00043	U	mg/Kg dw	0.00043	0.0054	1.08	KC
108-67-8	1,3,5-Trimethylbenzene	0.00032	U	mg/Kg dw	0.00032	0.0054	1.08	KC
541-73-1	1,3-Dichlorobenzene	0.00075	U	mg/Kg dw	0.00075	0.0054	1.08	KC
142-28-9	1,3-Dichloropropane	0.00039	U	mg/Kg dw	0.00039	0.0054	1.08	KC
106-46-7	1,4-Dichlorobenzene	0.00081	U	mg/Kg dw	0.00081	0.0054	1.08	KC
594-20-7	2,2-Dichloropropane	0.00043	U	mg/Kg dw	0.00043	0.0054	1.08	KC
78-93-3	2-Butanone	0.022	U	mg/Kg dw	0.022	0.027	1.08	KC
110-75-8	2-Chloroethyl vinyl ether	0.0023	U	mg/Kg dw	0.0023	0.0054	1.08	KC
95-49-8	2-Chlorotoluene	0.00045	U	mg/Kg dw	0.00045	0.0054	1.08	KC
591-78-6	2-Hexanone	0.0023	U	mg/Kg dw	0.0023	0.027	1.08	KC
106-43-4	4-Chlorotoluene	0.00048	U	mg/Kg dw	0.00048	0.0054	1.08	KC
99-87-6	4-Isopropyltoluene	0.0022	U	mg/Kg dw	0.0022	0.0054	1.08	KC
108-10-1	4-Methyl-2-Pentanone	0.0014	U	mg/Kg dw	0.0014	0.027	1.08	KC
67-64-1	Acetone	0.032	U	mg/Kg dw	0.032	0.054	1.08	KC
75-05-8	Acetonitrile	0.060	U	mg/Kg dw	0.060	0.11	1.08	KC
71-43-2	Benzene	0.0016	U	mg/Kg dw	0.0016	0.0054	1.08	KC
108-86-1	Bromobenzene	0.00058	U	mg/Kg dw	0.00058	0.0054	1.08	KC
74-97-5	Bromochloromethane	0.00063	U	mg/Kg dw	0.00063	0.0054	1.08	KC
75-27-4	Bromodichloromethane	0.00039	U	mg/Kg dw	0.00039	0.0054	1.08	KC
75-25-2	Bromoform	0.00096	U	mg/Kg dw	0.00096	0.0054	1.08	KC
74-83-9	Bromomethane	0.0027	U	mg/Kg dw	0.0027	0.011	1.08	KC
75-15-0	Carbon Disulfide	0.0022	U	mg/Kg dw	0.0022	0.0054	1.08	KC
56-23-5	Carbon Tetrachloride	0.00040	U	mg/Kg dw	0.00040	0.0054	1.08	KC
108-90-7	Chlorobenzene	0.00047	U	mg/Kg dw	0.00047	0.0054	1.08	KC
75-00-3	Chloroethane	0.0017	U	mg/Kg dw	0.0017	0.011	1.08	KC
67-66-3	Chloroform	0.00054	U	mg/Kg dw	0.00054	0.0054	1.08	KC
74-87-3	Chloromethane	0.00051	U	mg/Kg dw	0.00051	0.011	1.08	KC
156-59-2	cis-1,2-Dichloroethene	0.00068	U	mg/Kg dw	0.00068	0.0054	1.08	KC
10061-01-5	cis-1,3-Dichloropropene	0.00063	U	mg/Kg dw	0.00063	0.0054	1.08	KC

Millennium Laboratories Inc. - CERTIFICATE OF RESULTS

CAS#	Parameter	Result	QUAL	Units	LOD(MDL)	LOQ(PQL)	DF|QF	Analyst
124-48-1	Dibromochloromethane	0.00055	U	mg/Kg dw	0.00055	0.0054	1.08	KC
74-95-3	Dibromomethane	0.00051	U	mg/Kg dw	0.00051	0.0054	1.08	KC
75-71-8	Dichlorodifluoromethane	0.0011	U	mg/Kg dw	0.0011	0.0054	1.08	KC
97-63-2	Ethyl methacrylate	0.0012	U	mg/Kg dw	0.0012	0.0054	1.08	KC
100-41-4	Ethylbenzene	0.00039	U	mg/Kg dw	0.00039	0.0054	1.08	KC
87-68-3	Hexachlorobutadiene	0.0012	U	mg/Kg dw	0.0012	0.0054	1.08	KC
74-88-4	Iodomethane	0.0022	U	mg/Kg dw	0.0022	0.011	1.08	KC
78-83-1	Isobutanol	0.11	U	mg/Kg dw	0.11	0.11	1.08	KC
98-82-8	Isopropylbenzene	0.00038	U	mg/Kg dw	0.00038	0.0054	1.08	KC
136777-61-2	m + p Xylene	0.0011	U	mg/Kg dw	0.0011	0.011	1.08	KC
80-62-6	Methyl methacrylate	0.0015	U	mg/Kg dw	0.0015	0.0054	1.08	KC
1634-04-4	Methyl tert-Butyl Ether	0.00044	U	mg/Kg dw	0.00044	0.054	1.08	KC
75-09-2	Methylene Chloride	0.022	U	mg/Kg dw	0.022	0.027	1.08	KC
104-51-8	n-Butylbenzene	0.0022	U	mg/Kg dw	0.0022	0.0054	1.08	KC
103-65-1	N-Propylbenzene	0.00052	U	mg/Kg dw	0.00052	0.0054	1.08	KC
91-20-3	Naphthalene	0.0054	U	mg/Kg dw	0.0054	0.011	1.08	KC
95-47-6	o-Xylene	0.00076	U	mg/Kg dw	0.00076	0.0054	1.08	KC
76-01-7	Pentachloroethane	0.0017	U	mg/Kg dw	0.0017	0.0054	1.08	KC
107-12-0	Propionitrile	0.055	U	mg/Kg dw	0.055	0.11	1.08	KC
135-98-8	sec-Butylbenzene	0.00043	U	mg/Kg dw	0.00043	0.0054	1.08	KC
100-42-5	Styrene	0.00038	U	mg/Kg dw	0.00038	0.0054	1.08	KC
98-06-6	tert-Butylbenzene	0.00058	U	mg/Kg dw	0.00058	0.0054	1.08	KC
127-18-4	Tetrachloroethene	0.00030	U	mg/Kg dw	0.00030	0.0054	1.08	KC
108-88-3	Toluene	0.0013	U	mg/Kg dw	0.0013	0.0054	1.08	KC
156-60-5	trans-1,2-Dichloroethene	0.00047	U	mg/Kg dw	0.00047	0.0054	1.08	KC
10061-02-6	trans-1,3-Dichloropropene	0.00051	U	mg/Kg dw	0.00051	0.0054	1.08	KC
110-57-6	trans-1,4-Dichloro-2-butene	0.0017	U	mg/Kg dw	0.0017	0.011	1.08	KC
79-01-6	Trichloroethene	0.0022	U	mg/Kg dw	0.0022	0.0054	1.08	KC
75-69-4	Trichlorofluoromethane	0.00064	U	mg/Kg dw	0.00064	0.0054	1.08	KC
108-05-4	Vinyl Acetate	0.0024	U	mg/Kg dw	0.0024	0.011	1.08	KC
75-01-4	Vinyl Chloride	0.00069	U	mg/Kg dw	0.00069	0.0054	1.08	KC

Surrogates

CAS#	Parameter	Result	Expect Value	QUAL	Recovery	Unit	Limits	Analyst
17060-07-0	1,2-Dichloroethane-d4	0.0333	0.0400		83	%	70 - 150	KC
460-00-4	p-Bromofluorobenzene	0.0340	0.0400		85	%	70 - 150	KC
2037-26-5	Toluene-d8	0.0393	0.0400		98	%	70 - 150	KC

Millennium Laboratories Inc. - CERTIFICATE OF RESULTS

ML#:011500024-04 container [01] Field Ident: SB-5 (0.5) Site Name: Site K
Matrix: LQM-Soil Preservative: None Date Collected:2015-01-13 13:55:00
Percent Solids: 98.2 % Lab Filtered: No Report Code: S8260B SOP : MLVM-0002
Instrument : VMA5973
Method: EPA 8260B Volatile Organics Batch ID:1S012615
Date Prepared: Date Analyzed: 2015-01-27 17:11:00

CAS#	Parameter	Result	QUAL	Units	LOD(MDL)	LOQ(PQL)	DF|QF	Analyst
630-20-6	1,1,1,2-Tetrachloroethane	0.00028	U	mg/Kg dw	0.00028	0.0054	1.09	KC
71-55-6	1,1,1-Trichloroethane	0.00054	U	mg/Kg dw	0.00054	0.0054	1.09	KC
79-34-5	1,1,2,2-Tetrachloroethane	0.00042	U	mg/Kg dw	0.00042	0.0054	1.09	KC
79-00-5	1,1,2-Trichloroethane	0.00050	U	mg/Kg dw	0.00050	0.0054	1.09	KC
75-34-3	1,1-Dichloroethane	0.00040	U	mg/Kg dw	0.00040	0.0054	1.09	KC
75-35-4	1,1-Dichloroethene	0.00046	U	mg/Kg dw	0.00046	0.0054	1.09	KC
563-58-6	1,1-Dichloropropene	0.00067	U	mg/Kg dw	0.00067	0.0054	1.09	KC
87-61-6	1,2,3-Trichlorobenzene	0.0022	U	mg/Kg dw	0.0022	0.0054	1.09	KC
96-18-4	1,2,3-Trichloropropane	0.00042	U	mg/Kg dw	0.00042	0.0054	1.09	KC
120-82-1	1,2,4-Trichlorobenzene	0.0022	U	mg/Kg dw	0.0022	0.0054	1.09	KC
95-63-6	1,2,4-Trimethylbenzene	0.0022	U	mg/Kg dw	0.0022	0.0054	1.09	KC
96-12-8	1,2-Dibromo-3-Chloropropane	0.00086	U	mg/Kg dw	0.00086	0.0054	1.09	KC
106-93-4	1,2-Dibromoethane	0.00053	U	mg/Kg dw	0.00053	0.0054	1.09	KC
95-50-1	1,2-Dichlorobenzene	0.0022	U	mg/Kg dw	0.0022	0.0054	1.09	KC
107-06-2	1,2-Dichloroethane	0.00041	U	mg/Kg dw	0.00041	0.0054	1.09	KC
78-87-5	1,2-Dichloropropane	0.00043	U	mg/Kg dw	0.00043	0.0054	1.09	KC
108-67-8	1,3,5-Trimethylbenzene	0.00033	U	mg/Kg dw	0.00033	0.0054	1.09	KC
541-73-1	1,3-Dichlorobenzene	0.00075	U	mg/Kg dw	0.00075	0.0054	1.09	KC
142-28-9	1,3-Dichloropropane	0.00039	U	mg/Kg dw	0.00039	0.0054	1.09	KC
106-46-7	1,4-Dichlorobenzene	0.00081	U	mg/Kg dw	0.00081	0.0054	1.09	KC
594-20-7	2,2-Dichloropropane	0.00043	U	mg/Kg dw	0.00043	0.0054	1.09	KC
78-93-3	2-Butanone	0.022	U	mg/Kg dw	0.022	0.027	1.09	KC
110-75-8	2-Chloroethyl vinyl ether	0.0023	U	mg/Kg dw	0.0023	0.0054	1.09	KC
95-49-8	2-Chlorotoluene	0.00046	U	mg/Kg dw	0.00046	0.0054	1.09	KC
591-78-6	2-Hexanone	0.0023	U	mg/Kg dw	0.0023	0.027	1.09	KC
106-43-4	4-Chlorotoluene	0.00048	U	mg/Kg dw	0.00048	0.0054	1.09	KC
99-87-6	4-Isopropyltoluene	0.0022	U	mg/Kg dw	0.0022	0.0054	1.09	KC
108-10-1	4-Methyl-2-Pentanone	0.0014	U	mg/Kg dw	0.0014	0.027	1.09	KC
67-64-1	Acetone	0.033	U	mg/Kg dw	0.033	0.054	1.09	KC
75-05-8	Acetonitrile	0.060	U	mg/Kg dw	0.060	0.11	1.09	KC
71-43-2	Benzene	0.0016	U	mg/Kg dw	0.0016	0.0054	1.09	KC
108-86-1	Bromobenzene	0.00059	U	mg/Kg dw	0.00059	0.0054	1.09	KC
74-97-5	Bromochloromethane	0.00063	U	mg/Kg dw	0.00063	0.0054	1.09	KC
75-27-4	Bromodichloromethane	0.00039	U	mg/Kg dw	0.00039	0.0054	1.09	KC
75-25-2	Bromoform	0.00097	U	mg/Kg dw	0.00097	0.0054	1.09	KC
74-83-9	Bromomethane	0.0027	U	mg/Kg dw	0.0027	0.011	1.09	KC
75-15-0	Carbon Disulfide	0.0022	U	mg/Kg dw	0.0022	0.0054	1.09	KC
56-23-5	Carbon Tetrachloride	0.00040	U	mg/Kg dw	0.00040	0.0054	1.09	KC
108-90-7	Chlorobenzene	0.00047	U	mg/Kg dw	0.00047	0.0054	1.09	KC
75-00-3	Chloroethane	0.0017	U	mg/Kg dw	0.0017	0.011	1.09	KC
67-66-3	Chloroform	0.00054	U	mg/Kg dw	0.00054	0.0054	1.09	KC
74-87-3	Chloromethane	0.00051	U	mg/Kg dw	0.00051	0.011	1.09	KC
156-59-2	cis-1,2-Dichloroethene	0.00068	U	mg/Kg dw	0.00068	0.0054	1.09	KC
10061-01-5	cis-1,3-Dichloropropene	0.00063	U	mg/Kg dw	0.00063	0.0054	1.09	KC

Millennium Laboratories Inc. - CERTIFICATE OF RESULTS

CAS#	Parameter	Result	QUAL	Units	LOD(MDL)	LOQ(PQL)	DF|QF	Analyst
124-48-1	Dibromochloromethane	0.00055	U	mg/Kg dw	0.00055	0.0054	1.09	KC
74-95-3	Dibromomethane	0.00051	U	mg/Kg dw	0.00051	0.0054	1.09	KC
75-71-8	Dichlorodifluoromethane	0.0011	U	mg/Kg dw	0.0011	0.0054	1.09	KC
97-63-2	Ethyl methacrylate	0.0012	U	mg/Kg dw	0.0012	0.0054	1.09	KC
100-41-4	Ethylbenzene	0.00039	U	mg/Kg dw	0.00039	0.0054	1.09	KC
87-68-3	Hexachlorobutadiene	0.0012	U	mg/Kg dw	0.0012	0.0054	1.09	KC
74-88-4	Iodomethane	0.0022	U	mg/Kg dw	0.0022	0.011	1.09	KC
78-83-1	Isobutanol	0.11	U	mg/Kg dw	0.11	0.11	1.09	KC
98-82-8	Isopropylbenzene	0.00038	U	mg/Kg dw	0.00038	0.0054	1.09	KC
136777-61-2	m + p Xylene	0.0011	U	mg/Kg dw	0.0011	0.011	1.09	KC
80-62-6	Methyl methacrylate	0.0015	U	mg/Kg dw	0.0015	0.0054	1.09	KC
1634-04-4	Methyl tert-Butyl Ether	0.00045	U	mg/Kg dw	0.00045	0.054	1.09	KC
75-09-2	Methylene Chloride	0.022	U	mg/Kg dw	0.022	0.027	1.09	KC
104-51-8	n-Butylbenzene	0.0022	U	mg/Kg dw	0.0022	0.0054	1.09	KC
103-65-1	N-Propylbenzene	0.00052	U	mg/Kg dw	0.00052	0.0054	1.09	KC
91-20-3	Naphthalene	0.0054	U	mg/Kg dw	0.0054	0.011	1.09	KC
95-47-6	o-Xylene	0.00076	U	mg/Kg dw	0.00076	0.0054	1.09	KC
76-01-7	Pentachloroethane	0.0017	U	mg/Kg dw	0.0017	0.0054	1.09	KC
107-12-0	Propionitrile	0.055	U	mg/Kg dw	0.055	0.11	1.09	KC
135-98-8	sec-Butylbenzene	0.00043	U	mg/Kg dw	0.00043	0.0054	1.09	KC
100-42-5	Styrene	0.00038	U	mg/Kg dw	0.00038	0.0054	1.09	KC
98-06-6	tert-Butylbenzene	0.00059	U	mg/Kg dw	0.00059	0.0054	1.09	KC
127-18-4	Tetrachloroethene	0.00030	U	mg/Kg dw	0.00030	0.0054	1.09	KC
108-88-3	Toluene	0.0013	U	mg/Kg dw	0.0013	0.0054	1.09	KC
156-60-5	trans-1,2-Dichloroethene	0.00047	U	mg/Kg dw	0.00047	0.0054	1.09	KC
10061-02-6	trans-1,3-Dichloropropene	0.00051	U	mg/Kg dw	0.00051	0.0054	1.09	KC
110-57-6	trans-1,4-Dichloro-2-butene	0.0017	U	mg/Kg dw	0.0017	0.011	1.09	KC
79-01-6	Trichloroethene	0.0022	U	mg/Kg dw	0.0022	0.0054	1.09	KC
75-69-4	Trichlorofluoromethane	0.00064	U	mg/Kg dw	0.00064	0.0054	1.09	KC
108-05-4	Vinyl Acetate	0.0024	U	mg/Kg dw	0.0024	0.011	1.09	KC
75-01-4	Vinyl Chloride	0.00070	U	mg/Kg dw	0.00070	0.0054	1.09	KC

Surrogates

CAS#	Parameter	Result	Expect Value	QUAL	Recovery	Unit	Limits	Analyst
17060-07-0	1,2-Dichloroethane-d4	0.0396	0.0400		99	%	70 - 150	KC
460-00-4	p-Bromofluorobenzene	0.0391	0.0400		98	%	70 - 150	KC
2037-26-5	Toluene-d8	0.0442	0.0400		110	%	70 - 150	KC

Millennium Laboratories Inc. - CERTIFICATE OF RESULTS

ML#:011500024-05 container [01] Field Ident: SB-5 (2) Site Name: Site K
Matrix: LQM-Soil Preservative: None Date Collected:2015-01-13 13:55:00
Percent Solids: 96.7 % Lab Filtered: No Report Code: S8260B SOP : MLVM-0002
Instrument : VMA5973
Method: EPA 8260B Volatile Organics Batch ID:1S012615
Date Prepared: Date Analyzed: 2015-01-27 17:48:00

CAS#	Parameter	Result	QUAL	Units	LOD(MDL)	LOQ(PQL)	DF|QF	Analyst
630-20-6	1,1,1,2-Tetrachloroethane	0.00029	U	mg/Kg dw	0.00029	0.0055	1.11	KC
71-55-6	1,1,1-Trichloroethane	0.00055	U	mg/Kg dw	0.00055	0.0055	1.11	KC
79-34-5	1,1,2,2-Tetrachloroethane	0.00043	U	mg/Kg dw	0.00043	0.0055	1.11	KC
79-00-5	1,1,2-Trichloroethane	0.00051	U	mg/Kg dw	0.00051	0.0055	1.11	KC
75-34-3	1,1-Dichloroethane	0.00041	U	mg/Kg dw	0.00041	0.0055	1.11	KC
75-35-4	1,1-Dichloroethene	0.00046	U	mg/Kg dw	0.00046	0.0055	1.11	KC
563-58-6	1,1-Dichloropropene	0.00069	U	mg/Kg dw	0.00069	0.0055	1.11	KC
87-61-6	1,2,3-Trichlorobenzene	0.0022	U	mg/Kg dw	0.0022	0.0055	1.11	KC
96-18-4	1,2,3-Trichloropropane	0.00043	U	mg/Kg dw	0.00043	0.0055	1.11	KC
120-82-1	1,2,4-Trichlorobenzene	0.0022	U	mg/Kg dw	0.0022	0.0055	1.11	KC
95-63-6	1,2,4-Trimethylbenzene	0.0022	U	mg/Kg dw	0.0022	0.0055	1.11	KC
96-12-8	1,2-Dibromo-3-Chloropropane	0.00087	U	mg/Kg dw	0.00087	0.0055	1.11	KC
106-93-4	1,2-Dibromoethane	0.00054	U	mg/Kg dw	0.00054	0.0055	1.11	KC
95-50-1	1,2-Dichlorobenzene	0.0022	U	mg/Kg dw	0.0022	0.0055	1.11	KC
107-06-2	1,2-Dichloroethane	0.00042	U	mg/Kg dw	0.00042	0.0055	1.11	KC
78-87-5	1,2-Dichloropropane	0.00044	U	mg/Kg dw	0.00044	0.0055	1.11	KC
108-67-8	1,3,5-Trimethylbenzene	0.00033	U	mg/Kg dw	0.00033	0.0055	1.11	KC
541-73-1	1,3-Dichlorobenzene	0.00076	U	mg/Kg dw	0.00076	0.0055	1.11	KC
142-28-9	1,3-Dichloropropane	0.00040	U	mg/Kg dw	0.00040	0.0055	1.11	KC
106-46-7	1,4-Dichlorobenzene	0.00083	U	mg/Kg dw	0.00083	0.0055	1.11	KC
594-20-7	2,2-Dichloropropane	0.00044	U	mg/Kg dw	0.00044	0.0055	1.11	KC
78-93-3	2-Butanone	0.022	U	mg/Kg dw	0.022	0.028	1.11	KC
110-75-8	2-Chloroethyl vinyl ether	0.0023	U	mg/Kg dw	0.0023	0.0055	1.11	KC
95-49-8	2-Chlorotoluene	0.00046	U	mg/Kg dw	0.00046	0.0055	1.11	KC
591-78-6	2-Hexanone	0.0023	U	mg/Kg dw	0.0023	0.028	1.11	KC
106-43-4	4-Chlorotoluene	0.00049	U	mg/Kg dw	0.00049	0.0055	1.11	KC
99-87-6	4-Isopropyltoluene	0.0022	U	mg/Kg dw	0.0022	0.0055	1.11	KC
108-10-1	4-Methyl-2-Pentanone	0.0014	U	mg/Kg dw	0.0014	0.028	1.11	KC
67-64-1	Acetone	0.033	U	mg/Kg dw	0.033	0.055	1.11	KC
75-05-8	Acetonitrile	0.061	U	mg/Kg dw	0.061	0.11	1.11	KC
71-43-2	Benzene	0.0017	U	mg/Kg dw	0.0017	0.0055	1.11	KC
108-86-1	Bromobenzene	0.00060	U	mg/Kg dw	0.00060	0.0055	1.11	KC
74-97-5	Bromochloromethane	0.00064	U	mg/Kg dw	0.00064	0.0055	1.11	KC
75-27-4	Bromodichloromethane	0.00040	U	mg/Kg dw	0.00040	0.0055	1.11	KC
75-25-2	Bromoform	0.00099	U	mg/Kg dw	0.00099	0.0055	1.11	KC
74-83-9	Bromomethane	0.0028	U	mg/Kg dw	0.0028	0.011	1.11	KC
75-15-0	Carbon Disulfide	0.0022	U	mg/Kg dw	0.0022	0.0055	1.11	KC
56-23-5	Carbon Tetrachloride	0.00041	U	mg/Kg dw	0.00041	0.0055	1.11	KC
108-90-7	Chlorobenzene	0.00048	U	mg/Kg dw	0.00048	0.0055	1.11	KC
75-00-3	Chloroethane	0.0018	U	mg/Kg dw	0.0018	0.011	1.11	KC
67-66-3	Chloroform	0.00055	U	mg/Kg dw	0.00055	0.0055	1.11	KC
74-87-3	Chloromethane	0.00052	U	mg/Kg dw	0.00052	0.011	1.11	KC
156-59-2	cis-1,2-Dichloroethene	0.00070	U	mg/Kg dw	0.00070	0.0055	1.11	KC
10061-01-5	cis-1,3-Dichloropropene	0.00064	U	mg/Kg dw	0.00064	0.0055	1.11	KC

Millennium Laboratories Inc. - CERTIFICATE OF RESULTS

CAS#	Parameter	Result	QUAL	Units	LOD(MDL)	LOQ(PQL)	DF|QF	Analyst
124-48-1	Dibromochloromethane	0.00056	U	mg/Kg dw	0.00056	0.0055	1.11	KC
74-95-3	Dibromomethane	0.00052	U	mg/Kg dw	0.00052	0.0055	1.11	KC
75-71-8	Dichlorodifluoromethane	0.0011	U	mg/Kg dw	0.0011	0.0055	1.11	KC
97-63-2	Ethyl methacrylate	0.0012	U	mg/Kg dw	0.0012	0.0055	1.11	KC
100-41-4	Ethylbenzene	0.00040	U	mg/Kg dw	0.00040	0.0055	1.11	KC
87-68-3	Hexachlorobutadiene	0.0012	U	mg/Kg dw	0.0012	0.0055	1.11	KC
74-88-4	Iodomethane	0.0022	U	mg/Kg dw	0.0022	0.011	1.11	KC
78-83-1	Isobutanol	0.11	U	mg/Kg dw	0.11	0.11	1.11	KC
98-82-8	Isopropylbenzene	0.00039	U	mg/Kg dw	0.00039	0.0055	1.11	KC
136777-61-2	m + p Xylene	0.0011	U	mg/Kg dw	0.0011	0.011	1.11	KC
80-62-6	Methyl methacrylate	0.0015	U	mg/Kg dw	0.0015	0.0055	1.11	KC
1634-04-4	Methyl tert-Butyl Ether	0.00045	U	mg/Kg dw	0.00045	0.055	1.11	KC
75-09-2	Methylene Chloride	0.022	U	mg/Kg dw	0.022	0.028	1.11	KC
104-51-8	n-Butylbenzene	0.0022	U	mg/Kg dw	0.0022	0.0055	1.11	KC
103-65-1	N-Propylbenzene	0.00053	U	mg/Kg dw	0.00053	0.0055	1.11	KC
91-20-3	Naphthalene	0.0055	U	mg/Kg dw	0.0055	0.011	1.11	KC
95-47-6	o-Xylene	0.00077	U	mg/Kg dw	0.00077	0.0055	1.11	KC
76-01-7	Pentachloroethane	0.0018	U	mg/Kg dw	0.0018	0.0055	1.11	KC
107-12-0	Propionitrile	0.056	U	mg/Kg dw	0.056	0.11	1.11	KC
135-98-8	sec-Butylbenzene	0.00044	U	mg/Kg dw	0.00044	0.0055	1.11	KC
100-42-5	Styrene	0.00039	U	mg/Kg dw	0.00039	0.0055	1.11	KC
98-06-6	tert-Butylbenzene	0.00060	U	mg/Kg dw	0.00060	0.0055	1.11	KC
127-18-4	Tetrachloroethene	0.00031	U	mg/Kg dw	0.00031	0.0055	1.11	KC
108-88-3	Toluene	0.0013	U	mg/Kg dw	0.0013	0.0055	1.11	KC
156-60-5	trans-1,2-Dichloroethene	0.00048	U	mg/Kg dw	0.00048	0.0055	1.11	KC
10061-02-6	trans-1,3-Dichloropropene	0.00052	U	mg/Kg dw	0.00052	0.0055	1.11	KC
110-57-6	trans-1,4-Dichloro-2-butene	0.0018	U	mg/Kg dw	0.0018	0.011	1.11	KC
79-01-6	Trichloroethene	0.0022	U	mg/Kg dw	0.0022	0.0055	1.11	KC
75-69-4	Trichlorofluoromethane	0.00065	U	mg/Kg dw	0.00065	0.0055	1.11	KC
108-05-4	Vinyl Acetate	0.0024	U	mg/Kg dw	0.0024	0.011	1.11	KC
75-01-4	Vinyl Chloride	0.00071	U	mg/Kg dw	0.00071	0.0055	1.11	KC

Surrogates

CAS#	Parameter	Result	Expect Value	QUAL	Recovery	Unit	Limits	Analyst
17060-07-0	1,2-Dichloroethane-d4	0.0321	0.0400		80	%	70 - 150	KC
460-00-4	p-Bromofluorobenzene	0.0316	0.0400		79	%	70 - 150	KC
2037-26-5	Toluene-d8	0.0358	0.0400		90	%	70 - 150	KC

Millennium Laboratories Inc. - CERTIFICATE OF RESULTS

ML#:011500024-06 container [01] Field Ident: SB-5 (4) Site Name: Site K
Matrix: LQM-Soil Preservative: None Date Collected:2015-01-13 13:55:00
Percent Solids: 97.3 % Lab Filtered: No Report Code: S8260B SOP : MLVM-0002
Instrument : VMA5973
Method: EPA 8260B Volatile Organics Batch ID:1S012615
Date Prepared: Date Analyzed: 2015-01-27 18:25:00

CAS#	Parameter	Result	QUAL	Units	LOD(MDL)	LOQ(PQL)	DF|QF	Analyst
630-20-6	1,1,1,2-Tetrachloroethane	0.00029	U	mg/Kg dw	0.00029	0.0056	1.12	KC
71-55-6	1,1,1-Trichloroethane	0.00056	U	mg/Kg dw	0.00056	0.0056	1.12	KC
79-34-5	1,1,2,2-Tetrachloroethane	0.00044	U	mg/Kg dw	0.00044	0.0056	1.12	KC
79-00-5	1,1,2-Trichloroethane	0.00052	U	mg/Kg dw	0.00052	0.0056	1.12	KC
75-34-3	1,1-Dichloroethane	0.00041	U	mg/Kg dw	0.00041	0.0056	1.12	KC
75-35-4	1,1-Dichloroethene	0.00047	U	mg/Kg dw	0.00047	0.0056	1.12	KC
563-58-6	1,1-Dichloropropene	0.00069	U	mg/Kg dw	0.00069	0.0056	1.12	KC
87-61-6	1,2,3-Trichlorobenzene	0.0022	U	mg/Kg dw	0.0022	0.0056	1.12	KC
96-18-4	1,2,3-Trichloropropane	0.00044	U	mg/Kg dw	0.00044	0.0056	1.12	KC
120-82-1	1,2,4-Trichlorobenzene	0.0022	U	mg/Kg dw	0.0022	0.0056	1.12	KC
95-63-6	1,2,4-Trimethylbenzene	0.0022	U	mg/Kg dw	0.0022	0.0056	1.12	KC
96-12-8	1,2-Dibromo-3-Chloropropane	0.00088	U	mg/Kg dw	0.00088	0.0056	1.12	KC
106-93-4	1,2-Dibromoethane	0.00055	U	mg/Kg dw	0.00055	0.0056	1.12	KC
95-50-1	1,2-Dichlorobenzene	0.0022	U	mg/Kg dw	0.0022	0.0056	1.12	KC
107-06-2	1,2-Dichloroethane	0.00043	U	mg/Kg dw	0.00043	0.0056	1.12	KC
78-87-5	1,2-Dichloropropane	0.00045	U	mg/Kg dw	0.00045	0.0056	1.12	KC
108-67-8	1,3,5-Trimethylbenzene	0.00034	U	mg/Kg dw	0.00034	0.0056	1.12	KC
541-73-1	1,3-Dichlorobenzene	0.00077	U	mg/Kg dw	0.00077	0.0056	1.12	KC
142-28-9	1,3-Dichloropropane	0.00040	U	mg/Kg dw	0.00040	0.0056	1.12	KC
106-46-7	1,4-Dichlorobenzene	0.00084	U	mg/Kg dw	0.00084	0.0056	1.12	KC
594-20-7	2,2-Dichloropropane	0.00045	U	mg/Kg dw	0.00045	0.0056	1.12	KC
78-93-3	2-Butanone	0.022	U	mg/Kg dw	0.022	0.028	1.12	KC
110-75-8	2-Chloroethyl vinyl ether	0.0024	U	mg/Kg dw	0.0024	0.0056	1.12	KC
95-49-8	2-Chlorotoluene	0.00047	U	mg/Kg dw	0.00047	0.0056	1.12	KC
591-78-6	2-Hexanone	0.0024	U	mg/Kg dw	0.0024	0.028	1.12	KC
106-43-4	4-Chlorotoluene	0.00049	U	mg/Kg dw	0.00049	0.0056	1.12	KC
99-87-6	4-Isopropyltoluene	0.0022	U	mg/Kg dw	0.0022	0.0056	1.12	KC
108-10-1	4-Methyl-2-Pentanone	0.0015	U	mg/Kg dw	0.0015	0.028	1.12	KC
67-64-1	Acetone	0.034	U	mg/Kg dw	0.034	0.056	1.12	KC
75-05-8	Acetonitrile	0.062	U	mg/Kg dw	0.062	0.11	1.12	KC
71-43-2	Benzene	0.0017	U	mg/Kg dw	0.0017	0.0056	1.12	KC
108-86-1	Bromobenzene	0.00060	U	mg/Kg dw	0.00060	0.0056	1.12	KC
74-97-5	Bromochloromethane	0.00065	U	mg/Kg dw	0.00065	0.0056	1.12	KC
75-27-4	Bromodichloromethane	0.00040	U	mg/Kg dw	0.00040	0.0056	1.12	KC
75-25-2	Bromoform	0.0010	U	mg/Kg dw	0.0010	0.0056	1.12	KC
74-83-9	Bromomethane	0.0028	U	mg/Kg dw	0.0028	0.011	1.12	KC
75-15-0	Carbon Disulfide	0.0022	U	mg/Kg dw	0.0022	0.0056	1.12	KC
56-23-5	Carbon Tetrachloride	0.00041	U	mg/Kg dw	0.00041	0.0056	1.12	KC
108-90-7	Chlorobenzene	0.00048	U	mg/Kg dw	0.00048	0.0056	1.12	KC
75-00-3	Chloroethane	0.0018	U	mg/Kg dw	0.0018	0.011	1.12	KC
67-66-3	Chloroform	0.00056	U	mg/Kg dw	0.00056	0.0056	1.12	KC
74-87-3	Chloromethane	0.00053	U	mg/Kg dw	0.00053	0.011	1.12	KC
156-59-2	cis-1,2-Dichloroethene	0.00071	U	mg/Kg dw	0.00071	0.0056	1.12	KC
10061-01-5	cis-1,3-Dichloropropene	0.00065	U	mg/Kg dw	0.00065	0.0056	1.12	KC

Millennium Laboratories Inc. - CERTIFICATE OF RESULTS

CAS#	Parameter	Result	QUAL	Units	LOD(MDL)	LOQ(PQL)	DF|QF	Analyst
124-48-1	Dibromochloromethane	0.00057	U	mg/Kg dw	0.00057	0.0056	1.12	KC
74-95-3	Dibromomethane	0.00053	U	mg/Kg dw	0.00053	0.0056	1.12	KC
75-71-8	Dichlorodifluoromethane	0.0011	U	mg/Kg dw	0.0011	0.0056	1.12	KC
97-63-2	Ethyl methacrylate	0.0012	U	mg/Kg dw	0.0012	0.0056	1.12	KC
100-41-4	Ethylbenzene	0.00040	U	mg/Kg dw	0.00040	0.0056	1.12	KC
87-68-3	Hexachlorobutadiene	0.0012	U	mg/Kg dw	0.0012	0.0056	1.12	KC
74-88-4	Iodomethane	0.0022	U	mg/Kg dw	0.0022	0.011	1.12	KC
78-83-1	Isobutanol	0.11	U	mg/Kg dw	0.11	0.11	1.12	KC
98-82-8	Isopropylbenzene	0.00039	U	mg/Kg dw	0.00039	0.0056	1.12	KC
136777-61-2	m + p Xylene	0.0011	U	mg/Kg dw	0.0011	0.011	1.12	KC
80-62-6	Methyl methacrylate	0.0016	U	mg/Kg dw	0.0016	0.0056	1.12	KC
1634-04-4	Methyl tert-Butyl Ether	0.00046	U	mg/Kg dw	0.00046	0.056	1.12	KC
75-09-2	Methylene Chloride	0.022	U	mg/Kg dw	0.022	0.028	1.12	KC
104-51-8	n-Butylbenzene	0.0022	U	mg/Kg dw	0.0022	0.0056	1.12	KC
103-65-1	N-Propylbenzene	0.00054	U	mg/Kg dw	0.00054	0.0056	1.12	KC
91-20-3	Naphthalene	0.0056	U	mg/Kg dw	0.0056	0.011	1.12	KC
95-47-6	o-Xylene	0.00078	U	mg/Kg dw	0.00078	0.0056	1.12	KC
76-01-7	Pentachloroethane	0.0018	U	mg/Kg dw	0.0018	0.0056	1.12	KC
107-12-0	Propionitrile	0.057	U	mg/Kg dw	0.057	0.11	1.12	KC
135-98-8	sec-Butylbenzene	0.00045	U	mg/Kg dw	0.00045	0.0056	1.12	KC
100-42-5	Styrene	0.00039	U	mg/Kg dw	0.00039	0.0056	1.12	KC
98-06-6	tert-Butylbenzene	0.00060	U	mg/Kg dw	0.00060	0.0056	1.12	KC
127-18-4	Tetrachloroethene	0.00031	U	mg/Kg dw	0.00031	0.0056	1.12	KC
108-88-3	Toluene	0.0013	U	mg/Kg dw	0.0013	0.0056	1.12	KC
156-60-5	trans-1,2-Dichloroethene	0.00048	U	mg/Kg dw	0.00048	0.0056	1.12	KC
10061-02-6	trans-1,3-Dichloropropene	0.00053	U	mg/Kg dw	0.00053	0.0056	1.12	KC
110-57-6	trans-1,4-Dichloro-2-butene	0.0018	U	mg/Kg dw	0.0018	0.011	1.12	KC
79-01-6	Trichloroethene	0.0022	U	mg/Kg dw	0.0022	0.0056	1.12	KC
75-69-4	Trichlorofluoromethane	0.00066	U	mg/Kg dw	0.00066	0.0056	1.12	KC
108-05-4	Vinyl Acetate	0.0025	U	mg/Kg dw	0.0025	0.011	1.12	KC
75-01-4	Vinyl Chloride	0.00072	U	mg/Kg dw	0.00072	0.0056	1.12	KC

Surrogates

CAS#	Parameter	Result	Expect Value	QUAL	Recovery	Unit	Limits	Analyst
17060-07-0	1,2-Dichloroethane-d4	0.0350	0.0400		87	%	70 - 150	KC
460-00-4	p-Bromofluorobenzene	0.0335	0.0400		84	%	70 - 150	KC
2037-26-5	Toluene-d8	0.0389	0.0400		97	%	70 - 150	KC

Millennium Laboratories Inc. - CERTIFICATE OF RESULTS

ML#:011500024-07 container [01] Field Ident: SB-6 (0.5) Site Name: Site K
Matrix: LQM-Soil Preservative: None Date Collected:2015-01-13 14:30:00
Percent Solids: 93.4 % Lab Filtered: No Report Code: S8260B SOP : MLVM-0002
Instrument : VMA5973
Method: EPA 8260B Volatile Organics Batch ID:1S012615
Date Prepared: Date Analyzed: 2015-01-27 19:02:00

CAS#	Parameter	Result	QUAL	Units	LOD(MDL)	LOQ(PQL)	DF|QF	Analyst
630-20-6	1,1,1,2-Tetrachloroethane	0.00027	U	mg/Kg dw	0.00027	0.0052	1.05	KC
71-55-6	1,1,1-Trichloroethane	0.00052	U	mg/Kg dw	0.00052	0.0052	1.05	KC
79-34-5	1,1,2,2-Tetrachloroethane	0.00041	U	mg/Kg dw	0.00041	0.0052	1.05	KC
79-00-5	1,1,2-Trichloroethane	0.00048	U	mg/Kg dw	0.00048	0.0052	1.05	KC
75-34-3	1,1-Dichloroethane	0.00039	U	mg/Kg dw	0.00039	0.0052	1.05	KC
75-35-4	1,1-Dichloroethene	0.00044	U	mg/Kg dw	0.00044	0.0052	1.05	KC
563-58-6	1,1-Dichloropropene	0.00065	U	mg/Kg dw	0.00065	0.0052	1.05	KC
87-61-6	1,2,3-Trichlorobenzene	0.0021	U	mg/Kg dw	0.0021	0.0052	1.05	KC
96-18-4	1,2,3-Trichloropropane	0.00041	U	mg/Kg dw	0.00041	0.0052	1.05	KC
120-82-1	1,2,4-Trichlorobenzene	0.0021	U	mg/Kg dw	0.0021	0.0052	1.05	KC
95-63-6	1,2,4-Trimethylbenzene	0.0021	U	mg/Kg dw	0.0021	0.0052	1.05	KC
96-12-8	1,2-Dibromo-3-Chloropropane	0.00083	U	mg/Kg dw	0.00083	0.0052	1.05	KC
106-93-4	1,2-Dibromoethane	0.00051	U	mg/Kg dw	0.00051	0.0052	1.05	KC
95-50-1	1,2-Dichlorobenzene	0.0021	U	mg/Kg dw	0.0021	0.0052	1.05	KC
107-06-2	1,2-Dichloroethane	0.00040	U	mg/Kg dw	0.00040	0.0052	1.05	KC
78-87-5	1,2-Dichloropropane	0.00042	U	mg/Kg dw	0.00042	0.0052	1.05	KC
108-67-8	1,3,5-Trimethylbenzene	0.00031	U	mg/Kg dw	0.00031	0.0052	1.05	KC
541-73-1	1,3-Dichlorobenzene	0.00072	U	mg/Kg dw	0.00072	0.0052	1.05	KC
142-28-9	1,3-Dichloropropane	0.00038	U	mg/Kg dw	0.00038	0.0052	1.05	KC
106-46-7	1,4-Dichlorobenzene	0.00079	U	mg/Kg dw	0.00079	0.0052	1.05	KC
594-20-7	2,2-Dichloropropane	0.00042	U	mg/Kg dw	0.00042	0.0052	1.05	KC
78-93-3	2-Butanone	0.021	U	mg/Kg dw	0.021	0.026	1.05	KC
110-75-8	2-Chloroethyl vinyl ether	0.0022	U	mg/Kg dw	0.0022	0.0052	1.05	KC
95-49-8	2-Chlorotoluene	0.00044	U	mg/Kg dw	0.00044	0.0052	1.05	KC
591-78-6	2-Hexanone	0.0022	U	mg/Kg dw	0.0022	0.026	1.05	KC
106-43-4	4-Chlorotoluene	0.00046	U	mg/Kg dw	0.00046	0.0052	1.05	KC
99-87-6	4-Isopropyltoluene	0.0021	U	mg/Kg dw	0.0021	0.0052	1.05	KC
108-10-1	4-Methyl-2-Pentanone	0.0014	U	mg/Kg dw	0.0014	0.026	1.05	KC
67-64-1	Acetone	0.031	U	mg/Kg dw	0.031	0.052	1.05	KC
75-05-8	Acetonitrile	0.058	U	mg/Kg dw	0.058	0.10	1.05	KC
71-43-2	Benzene	0.0016	U	mg/Kg dw	0.0016	0.0052	1.05	KC
108-86-1	Bromobenzene	0.00057	U	mg/Kg dw	0.00057	0.0052	1.05	KC
74-97-5	Bromochloromethane	0.00061	U	mg/Kg dw	0.00061	0.0052	1.05	KC
75-27-4	Bromodichloromethane	0.00038	U	mg/Kg dw	0.00038	0.0052	1.05	KC
75-25-2	Bromoform	0.00093	U	mg/Kg dw	0.00093	0.0052	1.05	KC
74-83-9	Bromomethane	0.0026	U	mg/Kg dw	0.0026	0.010	1.05	KC
75-15-0	Carbon Disulfide	0.0021	U	mg/Kg dw	0.0021	0.0052	1.05	KC
56-23-5	Carbon Tetrachloride	0.00039	U	mg/Kg dw	0.00039	0.0052	1.05	KC
108-90-7	Chlorobenzene	0.00045	U	mg/Kg dw	0.00045	0.0052	1.05	KC
75-00-3	Chloroethane	0.0017	U	mg/Kg dw	0.0017	0.010	1.05	KC
67-66-3	Chloroform	0.00052	U	mg/Kg dw	0.00052	0.0052	1.05	KC
74-87-3	Chloromethane	0.00049	U	mg/Kg dw	0.00049	0.010	1.05	KC
156-59-2	cis-1,2-Dichloroethene	0.00066	U	mg/Kg dw	0.00066	0.0052	1.05	KC
10061-01-5	cis-1,3-Dichloropropene	0.00061	U	mg/Kg dw	0.00061	0.0052	1.05	KC

Millennium Laboratories Inc. - CERTIFICATE OF RESULTS

CAS#	Parameter	Result	QUAL	Units	LOD(MDL)	LOQ(PQL)	DF|QF	Analyst
124-48-1	Dibromochloromethane	0.00053	U	mg/Kg dw	0.00053	0.0052	1.05	KC
74-95-3	Dibromomethane	0.00049	U	mg/Kg dw	0.00049	0.0052	1.05	KC
75-71-8	Dichlorodifluoromethane	0.0010	U	mg/Kg dw	0.0010	0.0052	1.05	KC
97-63-2	Ethyl methacrylate	0.0012	U	mg/Kg dw	0.0012	0.0052	1.05	KC
100-41-4	Ethylbenzene	0.00038	U	mg/Kg dw	0.00038	0.0052	1.05	KC
87-68-3	Hexachlorobutadiene	0.0012	U	mg/Kg dw	0.0012	0.0052	1.05	KC
74-88-4	Iodomethane	0.0021	U	mg/Kg dw	0.0021	0.010	1.05	KC
78-83-1	Isobutanol	0.10	U	mg/Kg dw	0.10	0.10	1.05	KC
98-82-8	Isopropylbenzene	0.00037	U	mg/Kg dw	0.00037	0.0052	1.05	KC
136777-61-2	m + p Xylene	0.0010	U	mg/Kg dw	0.0010	0.010	1.05	KC
80-62-6	Methyl methacrylate	0.0015	U	mg/Kg dw	0.0015	0.0052	1.05	KC
1634-04-4	Methyl tert-Butyl Ether	0.00043	U	mg/Kg dw	0.00043	0.052	1.05	KC
75-09-2	Methylene Chloride	0.021	U	mg/Kg dw	0.021	0.026	1.05	KC
104-51-8	n-Butylbenzene	0.0021	U	mg/Kg dw	0.0021	0.0052	1.05	KC
103-65-1	N-Propylbenzene	0.00050	U	mg/Kg dw	0.00050	0.0052	1.05	KC
91-20-3	Naphthalene	0.0052	U	mg/Kg dw	0.0052	0.010	1.05	KC
95-47-6	o-Xylene	0.00073	U	mg/Kg dw	0.00073	0.0052	1.05	KC
76-01-7	Pentachloroethane	0.0017	U	mg/Kg dw	0.0017	0.0052	1.05	KC
107-12-0	Propionitrile	0.053	U	mg/Kg dw	0.053	0.10	1.05	KC
135-98-8	sec-Butylbenzene	0.00042	U	mg/Kg dw	0.00042	0.0052	1.05	KC
100-42-5	Styrene	0.00037	U	mg/Kg dw	0.00037	0.0052	1.05	KC
98-06-6	tert-Butylbenzene	0.00057	U	mg/Kg dw	0.00057	0.0052	1.05	KC
127-18-4	Tetrachloroethene	0.00029	U	mg/Kg dw	0.00029	0.0052	1.05	KC
108-88-3	Toluene	0.0013	U	mg/Kg dw	0.0013	0.0052	1.05	KC
156-60-5	trans-1,2-Dichloroethene	0.00045	U	mg/Kg dw	0.00045	0.0052	1.05	KC
10061-02-6	trans-1,3-Dichloropropene	0.00049	U	mg/Kg dw	0.00049	0.0052	1.05	KC
110-57-6	trans-1,4-Dichloro-2-butene	0.0017	U	mg/Kg dw	0.0017	0.010	1.05	KC
79-01-6	Trichloroethene	0.0021	U	mg/Kg dw	0.0021	0.0052	1.05	KC
75-69-4	Trichlorofluoromethane	0.00062	U	mg/Kg dw	0.00062	0.0052	1.05	KC
108-05-4	Vinyl Acetate	0.0023	U	mg/Kg dw	0.0023	0.010	1.05	KC
75-01-4	Vinyl Chloride	0.00067	U	mg/Kg dw	0.00067	0.0052	1.05	KC

Surrogates

CAS#	Parameter	Result	Expect Value	QUAL	Recovery	Unit	Limits	Analyst
17060-07-0	1,2-Dichloroethane-d4	0.0361	0.0400		90	%	70 - 150	KC
460-00-4	p-Bromofluorobenzene	0.0335	0.0400		84	%	70 - 150	KC
2037-26-5	Toluene-d8	0.0389	0.0400		97	%	70 - 150	KC

Millennium Laboratories Inc. - CERTIFICATE OF RESULTS

ML#:011500024-08 container [01] Field Ident: SB-6 (2) Site Name: Site K
Matrix: LQM-Soil Preservative: None Date Collected:2015-01-13 14:30:00
Percent Solids: 96.5 % Lab Filtered: No Report Code: S8260B SOP : MLVM-0002
Instrument : VMA5973
Method: EPA 8260B Volatile Organics Batch ID:1S012615
Date Prepared: Date Analyzed: 2015-01-27 19:39:00

CAS#	Parameter	Result	QUAL	Units	LOD(MDL)	LOQ(PQL)	DF|QF	Analyst
630-20-6	1,1,1,2-Tetrachloroethane	0.00027	U	mg/Kg dw	0.00027	0.0051	1.02	KC
71-55-6	1,1,1-Trichloroethane	0.00051	U	mg/Kg dw	0.00051	0.0051	1.02	KC
79-34-5	1,1,2,2-Tetrachloroethane	0.00040	U	mg/Kg dw	0.00040	0.0051	1.02	KC
79-00-5	1,1,2-Trichloroethane	0.00047	U	mg/Kg dw	0.00047	0.0051	1.02	KC
75-34-3	1,1-Dichloroethane	0.00038	U	mg/Kg dw	0.00038	0.0051	1.02	KC
75-35-4	1,1-Dichloroethene	0.00043	U	mg/Kg dw	0.00043	0.0051	1.02	KC
563-58-6	1,1-Dichloropropene	0.00063	U	mg/Kg dw	0.00063	0.0051	1.02	KC
87-61-6	1,2,3-Trichlorobenzene	0.0020	U	mg/Kg dw	0.0020	0.0051	1.02	KC
96-18-4	1,2,3-Trichloropropane	0.00040	U	mg/Kg dw	0.00040	0.0051	1.02	KC
120-82-1	1,2,4-Trichlorobenzene	0.0020	U	mg/Kg dw	0.0020	0.0051	1.02	KC
95-63-6	1,2,4-Trimethylbenzene	0.0020	U	mg/Kg dw	0.0020	0.0051	1.02	KC
96-12-8	1,2-Dibromo-3-Chloropropane	0.00081	U	mg/Kg dw	0.00081	0.0051	1.02	KC
106-93-4	1,2-Dibromoethane	0.00050	U	mg/Kg dw	0.00050	0.0051	1.02	KC
95-50-1	1,2-Dichlorobenzene	0.0020	U	mg/Kg dw	0.0020	0.0051	1.02	KC
107-06-2	1,2-Dichloroethane	0.00039	U	mg/Kg dw	0.00039	0.0051	1.02	KC
78-87-5	1,2-Dichloropropane	0.00041	U	mg/Kg dw	0.00041	0.0051	1.02	KC
108-67-8	1,3,5-Trimethylbenzene	0.00031	U	mg/Kg dw	0.00031	0.0051	1.02	KC
541-73-1	1,3-Dichlorobenzene	0.00070	U	mg/Kg dw	0.00070	0.0051	1.02	KC
142-28-9	1,3-Dichloropropane	0.00037	U	mg/Kg dw	0.00037	0.0051	1.02	KC
106-46-7	1,4-Dichlorobenzene	0.00077	U	mg/Kg dw	0.00077	0.0051	1.02	KC
594-20-7	2,2-Dichloropropane	0.00041	U	mg/Kg dw	0.00041	0.0051	1.02	KC
78-93-3	2-Butanone	0.020	U	mg/Kg dw	0.020	0.026	1.02	KC
110-75-8	2-Chloroethyl vinyl ether	0.0022	U	mg/Kg dw	0.0022	0.0051	1.02	KC
95-49-8	2-Chlorotoluene	0.00043	U	mg/Kg dw	0.00043	0.0051	1.02	KC
591-78-6	2-Hexanone	0.0021	U	mg/Kg dw	0.0021	0.026	1.02	KC
106-43-4	4-Chlorotoluene	0.00045	U	mg/Kg dw	0.00045	0.0051	1.02	KC
99-87-6	4-Isopropyltoluene	0.0020	U	mg/Kg dw	0.0020	0.0051	1.02	KC
108-10-1	4-Methyl-2-Pentanone	0.0013	U	mg/Kg dw	0.0013	0.026	1.02	KC
67-64-1	Acetone	0.031	U	mg/Kg dw	0.031	0.051	1.02	KC
75-05-8	Acetonitrile	0.056	U	mg/Kg dw	0.056	0.10	1.02	KC
71-43-2	Benzene	0.0015	U	mg/Kg dw	0.0015	0.0051	1.02	KC
108-86-1	Bromobenzene	0.00055	U	mg/Kg dw	0.00055	0.0051	1.02	KC
74-97-5	Bromochloromethane	0.00059	U	mg/Kg dw	0.00059	0.0051	1.02	KC
75-27-4	Bromodichloromethane	0.00037	U	mg/Kg dw	0.00037	0.0051	1.02	KC
75-25-2	Bromoform	0.00091	U	mg/Kg dw	0.00091	0.0051	1.02	KC
74-83-9	Bromomethane	0.0026	U	mg/Kg dw	0.0026	0.010	1.02	KC
75-15-0	Carbon Disulfide	0.0020	U	mg/Kg dw	0.0020	0.0051	1.02	KC
56-23-5	Carbon Tetrachloride	0.00038	U	mg/Kg dw	0.00038	0.0051	1.02	KC
108-90-7	Chlorobenzene	0.00044	U	mg/Kg dw	0.00044	0.0051	1.02	KC
75-00-3	Chloroethane	0.0016	U	mg/Kg dw	0.0016	0.010	1.02	KC
67-66-3	Chloroform	0.00051	U	mg/Kg dw	0.00051	0.0051	1.02	KC
74-87-3	Chloromethane	0.00048	U	mg/Kg dw	0.00048	0.010	1.02	KC
156-59-2	cis-1,2-Dichloroethene	0.00064	U	mg/Kg dw	0.00064	0.0051	1.02	KC
10061-01-5	cis-1,3-Dichloropropene	0.00059	U	mg/Kg dw	0.00059	0.0051	1.02	KC

Millennium Laboratories Inc. - CERTIFICATE OF RESULTS

CAS#	Parameter	Result	QUAL	Units	LOD(MDL)	LOQ(PQL)	DF|QF	Analyst
124-48-1	Dibromochloromethane	0.00052	U	mg/Kg dw	0.00052	0.0051	1.02	KC
74-95-3	Dibromomethane	0.00048	U	mg/Kg dw	0.00048	0.0051	1.02	KC
75-71-8	Dichlorodifluoromethane	0.0010	U	mg/Kg dw	0.0010	0.0051	1.02	KC
97-63-2	Ethyl methacrylate	0.0011	U	mg/Kg dw	0.0011	0.0051	1.02	KC
100-41-4	Ethylbenzene	0.00037	U	mg/Kg dw	0.00037	0.0051	1.02	KC
87-68-3	Hexachlorobutadiene	0.0011	U	mg/Kg dw	0.0011	0.0051	1.02	KC
74-88-4	Iodomethane	0.0020	U	mg/Kg dw	0.0020	0.010	1.02	KC
78-83-1	Isobutanol	0.10	U	mg/Kg dw	0.10	0.10	1.02	KC
98-82-8	Isopropylbenzene	0.00036	U	mg/Kg dw	0.00036	0.0051	1.02	KC
136777-61-2	m + p Xylene	0.0010	U	mg/Kg dw	0.0010	0.010	1.02	KC
80-62-6	Methyl methacrylate	0.0014	U	mg/Kg dw	0.0014	0.0051	1.02	KC
1634-04-4	Methyl tert-Butyl Ether	0.00042	U	mg/Kg dw	0.00042	0.051	1.02	KC
75-09-2	Methylene Chloride	0.020	U	mg/Kg dw	0.020	0.026	1.02	KC
104-51-8	n-Butylbenzene	0.0020	U	mg/Kg dw	0.0020	0.0051	1.02	KC
103-65-1	N-Propylbenzene	0.00049	U	mg/Kg dw	0.00049	0.0051	1.02	KC
91-20-3	Naphthalene	0.0051	U	mg/Kg dw	0.0051	0.010	1.02	KC
95-47-6	o-Xylene	0.00071	U	mg/Kg dw	0.00071	0.0051	1.02	KC
76-01-7	Pentachloroethane	0.0016	U	mg/Kg dw	0.0016	0.0051	1.02	KC
107-12-0	Propionitrile	0.052	U	mg/Kg dw	0.052	0.10	1.02	KC
135-98-8	sec-Butylbenzene	0.00041	U	mg/Kg dw	0.00041	0.0051	1.02	KC
100-42-5	Styrene	0.00036	U	mg/Kg dw	0.00036	0.0051	1.02	KC
98-06-6	tert-Butylbenzene	0.00055	U	mg/Kg dw	0.00055	0.0051	1.02	KC
127-18-4	Tetrachloroethene	0.00029	U	mg/Kg dw	0.00029	0.0051	1.02	KC
108-88-3	Toluene	0.0012	U	mg/Kg dw	0.0012	0.0051	1.02	KC
156-60-5	trans-1,2-Dichloroethene	0.00044	U	mg/Kg dw	0.00044	0.0051	1.02	KC
10061-02-6	trans-1,3-Dichloropropene	0.00048	U	mg/Kg dw	0.00048	0.0051	1.02	KC
110-57-6	trans-1,4-Dichloro-2-butene	0.0016	U	mg/Kg dw	0.0016	0.010	1.02	KC
79-01-6	Trichloroethene	0.0020	U	mg/Kg dw	0.0020	0.0051	1.02	KC
75-69-4	Trichlorofluoromethane	0.00060	U	mg/Kg dw	0.00060	0.0051	1.02	KC
108-05-4	Vinyl Acetate	0.0022	U	mg/Kg dw	0.0022	0.010	1.02	KC
75-01-4	Vinyl Chloride	0.00065	U	mg/Kg dw	0.00065	0.0051	1.02	KC

Surrogates

CAS#	Parameter	Result	Expect Value	QUAL	Recovery	Unit	Limits	Analyst
17060-07-0	1,2-Dichloroethane-d4	0.0338	0.0400		85	%	70 - 150	KC
460-00-4	p-Bromofluorobenzene	0.0319	0.0400		80	%	70 - 150	KC
2037-26-5	Toluene-d8	0.0420	0.0400		105	%	70 - 150	KC

Millennium Laboratories Inc. - CERTIFICATE OF RESULTS

ML#:011500024-09 container [01] Field Ident: SB-6 (4) Site Name: Site K
Matrix: LQM-Soil Preservative: None Date Collected:2015-01-13 14:30:00
Percent Solids: 97.6 % Lab Filtered: No Report Code: S8260B SOP : MLVM-0002
Instrument : VMA5973
Method: EPA 8260B Volatile Organics Batch ID:1S012615
Date Prepared: Date Analyzed: 2015-01-27 20:16:00

CAS#	Parameter	Result	QUAL	Units	LOD(MDL)	LOQ(PQL)	DF|QF	Analyst
630-20-6	1,1,1,2-Tetrachloroethane	0.00029	U	mg/Kg dw	0.00029	0.0056	1.11	KC
71-55-6	1,1,1-Trichloroethane	0.00056	U	mg/Kg dw	0.00056	0.0056	1.11	KC
79-34-5	1,1,2,2-Tetrachloroethane	0.00043	U	mg/Kg dw	0.00043	0.0056	1.11	KC
79-00-5	1,1,2-Trichloroethane	0.00051	U	mg/Kg dw	0.00051	0.0056	1.11	KC
75-34-3	1,1-Dichloroethane	0.00041	U	mg/Kg dw	0.00041	0.0056	1.11	KC
75-35-4	1,1-Dichloroethene	0.00047	U	mg/Kg dw	0.00047	0.0056	1.11	KC
563-58-6	1,1-Dichloropropene	0.00069	U	mg/Kg dw	0.00069	0.0056	1.11	KC
87-61-6	1,2,3-Trichlorobenzene	0.0022	U	mg/Kg dw	0.0022	0.0056	1.11	KC
96-18-4	1,2,3-Trichloropropane	0.00043	U	mg/Kg dw	0.00043	0.0056	1.11	KC
120-82-1	1,2,4-Trichlorobenzene	0.0022	U	mg/Kg dw	0.0022	0.0056	1.11	KC
95-63-6	1,2,4-Trimethylbenzene	0.0022	U	mg/Kg dw	0.0022	0.0056	1.11	KC
96-12-8	1,2-Dibromo-3-Chloropropane	0.00088	U	mg/Kg dw	0.00088	0.0056	1.11	KC
106-93-4	1,2-Dibromoethane	0.00055	U	mg/Kg dw	0.00055	0.0056	1.11	KC
95-50-1	1,2-Dichlorobenzene	0.0022	U	mg/Kg dw	0.0022	0.0056	1.11	KC
107-06-2	1,2-Dichloroethane	0.00042	U	mg/Kg dw	0.00042	0.0056	1.11	KC
78-87-5	1,2-Dichloropropane	0.00045	U	mg/Kg dw	0.00045	0.0056	1.11	KC
108-67-8	1,3,5-Trimethylbenzene	0.00033	U	mg/Kg dw	0.00033	0.0056	1.11	KC
541-73-1	1,3-Dichlorobenzene	0.00077	U	mg/Kg dw	0.00077	0.0056	1.11	KC
142-28-9	1,3-Dichloropropane	0.00040	U	mg/Kg dw	0.00040	0.0056	1.11	KC
106-46-7	1,4-Dichlorobenzene	0.00083	U	mg/Kg dw	0.00083	0.0056	1.11	KC
594-20-7	2,2-Dichloropropane	0.00045	U	mg/Kg dw	0.00045	0.0056	1.11	KC
78-93-3	2-Butanone	0.022	U	mg/Kg dw	0.022	0.028	1.11	KC
110-75-8	2-Chloroethyl vinyl ether	0.0023	U	mg/Kg dw	0.0023	0.0056	1.11	KC
95-49-8	2-Chlorotoluene	0.00047	U	mg/Kg dw	0.00047	0.0056	1.11	KC
591-78-6	2-Hexanone	0.0023	U	mg/Kg dw	0.0023	0.028	1.11	KC
106-43-4	4-Chlorotoluene	0.00049	U	mg/Kg dw	0.00049	0.0056	1.11	KC
99-87-6	4-Isopropyltoluene	0.0022	U	mg/Kg dw	0.0022	0.0056	1.11	KC
108-10-1	4-Methyl-2-Pentanone	0.0014	U	mg/Kg dw	0.0014	0.028	1.11	KC
67-64-1	Acetone	0.033	U	mg/Kg dw	0.033	0.056	1.11	KC
75-05-8	Acetonitrile	0.061	U	mg/Kg dw	0.061	0.11	1.11	KC
71-43-2	Benzene	0.0017	U	mg/Kg dw	0.0017	0.0056	1.11	KC
108-86-1	Bromobenzene	0.00060	U	mg/Kg dw	0.00060	0.0056	1.11	KC
74-97-5	Bromochloromethane	0.00065	U	mg/Kg dw	0.00065	0.0056	1.11	KC
75-27-4	Bromodichloromethane	0.00040	U	mg/Kg dw	0.00040	0.0056	1.11	KC
75-25-2	Bromoform	0.00099	U	mg/Kg dw	0.00099	0.0056	1.11	KC
74-83-9	Bromomethane	0.0028	U	mg/Kg dw	0.0028	0.011	1.11	KC
75-15-0	Carbon Disulfide	0.0022	U	mg/Kg dw	0.0022	0.0056	1.11	KC
56-23-5	Carbon Tetrachloride	0.00041	U	mg/Kg dw	0.00041	0.0056	1.11	KC
108-90-7	Chlorobenzene	0.00048	U	mg/Kg dw	0.00048	0.0056	1.11	KC
75-00-3	Chloroethane	0.0018	U	mg/Kg dw	0.0018	0.011	1.11	KC
67-66-3	Chloroform	0.00056	U	mg/Kg dw	0.00056	0.0056	1.11	KC
74-87-3	Chloromethane	0.00052	U	mg/Kg dw	0.00052	0.011	1.11	KC
156-59-2	cis-1,2-Dichloroethene	0.00070	U	mg/Kg dw	0.00070	0.0056	1.11	KC
10061-01-5	cis-1,3-Dichloropropene	0.00065	U	mg/Kg dw	0.00065	0.0056	1.11	KC

Millennium Laboratories Inc. - CERTIFICATE OF RESULTS

CAS#	Parameter	Result	QUAL	Units	LOD(MDL)	LOQ(PQL)	DF|QF	Analyst
124-48-1	Dibromochloromethane	0.00057	U	mg/Kg dw	0.00057	0.0056	1.11	KC
74-95-3	Dibromomethane	0.00052	U	mg/Kg dw	0.00052	0.0056	1.11	KC
75-71-8	Dichlorodifluoromethane	0.0011	U	mg/Kg dw	0.0011	0.0056	1.11	KC
97-63-2	Ethyl methacrylate	0.0012	U	mg/Kg dw	0.0012	0.0056	1.11	KC
100-41-4	Ethylbenzene	0.00040	U	mg/Kg dw	0.00040	0.0056	1.11	KC
87-68-3	Hexachlorobutadiene	0.0012	U	mg/Kg dw	0.0012	0.0056	1.11	KC
74-88-4	Iodomethane	0.0022	U	mg/Kg dw	0.0022	0.011	1.11	KC
78-83-1	Isobutanol	0.11	U	mg/Kg dw	0.11	0.11	1.11	KC
98-82-8	Isopropylbenzene	0.00039	U	mg/Kg dw	0.00039	0.0056	1.11	KC
136777-61-2	m + p Xylene	0.0011	U	mg/Kg dw	0.0011	0.011	1.11	KC
80-62-6	Methyl methacrylate	0.0016	U	mg/Kg dw	0.0016	0.0056	1.11	KC
1634-04-4	Methyl tert-Butyl Ether	0.00046	U	mg/Kg dw	0.00046	0.056	1.11	KC
75-09-2	Methylene Chloride	0.022	U	mg/Kg dw	0.022	0.028	1.11	KC
104-51-8	n-Butylbenzene	0.0022	U	mg/Kg dw	0.0022	0.0056	1.11	KC
103-65-1	N-Propylbenzene	0.00053	U	mg/Kg dw	0.00053	0.0056	1.11	KC
91-20-3	Naphthalene	0.0056	U	mg/Kg dw	0.0056	0.011	1.11	KC
95-47-6	o-Xylene	0.00078	U	mg/Kg dw	0.00078	0.0056	1.11	KC
76-01-7	Pentachloroethane	0.0018	U	mg/Kg dw	0.0018	0.0056	1.11	KC
107-12-0	Propionitrile	0.057	U	mg/Kg dw	0.057	0.11	1.11	KC
135-98-8	sec-Butylbenzene	0.00045	U	mg/Kg dw	0.00045	0.0056	1.11	KC
100-42-5	Styrene	0.00039	U	mg/Kg dw	0.00039	0.0056	1.11	KC
98-06-6	tert-Butylbenzene	0.00060	U	mg/Kg dw	0.00060	0.0056	1.11	KC
127-18-4	Tetrachloroethene	0.00031	U	mg/Kg dw	0.00031	0.0056	1.11	KC
108-88-3	Toluene	0.0013	U	mg/Kg dw	0.0013	0.0056	1.11	KC
156-60-5	trans-1,2-Dichloroethene	0.00048	U	mg/Kg dw	0.00048	0.0056	1.11	KC
10061-02-6	trans-1,3-Dichloropropene	0.00052	U	mg/Kg dw	0.00052	0.0056	1.11	KC
110-57-6	trans-1,4-Dichloro-2-butene	0.0018	U	mg/Kg dw	0.0018	0.011	1.11	KC
79-01-6	Trichloroethene	0.0022	U	mg/Kg dw	0.0022	0.0056	1.11	KC
75-69-4	Trichlorofluoromethane	0.00066	U	mg/Kg dw	0.00066	0.0056	1.11	KC
108-05-4	Vinyl Acetate	0.0024	U	mg/Kg dw	0.0024	0.011	1.11	KC
75-01-4	Vinyl Chloride	0.00071	U	mg/Kg dw	0.00071	0.0056	1.11	KC

Surrogates

CAS#	Parameter	Result	Expect Value	QUAL	Recovery	Unit	Limits	Analyst
17060-07-0	1,2-Dichloroethane-d4	0.0449	0.0400		112	%	70 - 150	KC
460-00-4	p-Bromofluorobenzene	0.0391	0.0400		98	%	70 - 150	KC
2037-26-5	Toluene-d8	0.0398	0.0400		99	%	70 - 150	KC

Millennium Laboratories Inc. - CERTIFICATE OF RESULTS

ML#:011500024-10 container [01] Field Ident: SB-9 (0.5) Site Name: Site K
Matrix: LQM-Soil Preservative: None Date Collected:2015-01-13 13:10:00
Percent Solids: 91.8 % Lab Filtered: No Report Code: S8260B SOP : MLVM-0002
Instrument : VMA5973
Method: EPA 8260B Volatile Organics Batch ID:1S012615
Date Prepared: Date Analyzed: 2015-01-27 20:53:00

CAS#	Parameter	Result	QUAL	Units	LOD(MDL)	LOQ(PQL)	DF|QF	Analyst
630-20-6	1,1,1,2-Tetrachloroethane	0.00031	U	mg/Kg dw	0.00031	0.0060	1.21	KC
71-55-6	1,1,1-Trichloroethane	0.00060	U	mg/Kg dw	0.00060	0.0060	1.21	KC
79-34-5	1,1,2,2-Tetrachloroethane	0.00047	U	mg/Kg dw	0.00047	0.0060	1.21	KC
79-00-5	1,1,2-Trichloroethane	0.00056	U	mg/Kg dw	0.00056	0.0060	1.21	KC
75-34-3	1,1-Dichloroethane	0.00045	U	mg/Kg dw	0.00045	0.0060	1.21	KC
75-35-4	1,1-Dichloroethene	0.00051	U	mg/Kg dw	0.00051	0.0060	1.21	KC
563-58-6	1,1-Dichloropropene	0.00075	U	mg/Kg dw	0.00075	0.0060	1.21	KC
87-61-6	1,2,3-Trichlorobenzene	0.0024	U	mg/Kg dw	0.0024	0.0060	1.21	KC
96-18-4	1,2,3-Trichloropropane	0.00047	U	mg/Kg dw	0.00047	0.0060	1.21	KC
120-82-1	1,2,4-Trichlorobenzene	0.0024	U	mg/Kg dw	0.0024	0.0060	1.21	KC
95-63-6	1,2,4-Trimethylbenzene	0.0024	U	mg/Kg dw	0.0024	0.0060	1.21	KC
96-12-8	1,2-Dibromo-3-Chloropropane	0.00096	U	mg/Kg dw	0.00096	0.0060	1.21	KC
106-93-4	1,2-Dibromoethane	0.00059	U	mg/Kg dw	0.00059	0.0060	1.21	KC
95-50-1	1,2-Dichlorobenzene	0.0024	U	mg/Kg dw	0.0024	0.0060	1.21	KC
107-06-2	1,2-Dichloroethane	0.00046	U	mg/Kg dw	0.00046	0.0060	1.21	KC
78-87-5	1,2-Dichloropropane	0.00048	U	mg/Kg dw	0.00048	0.0060	1.21	KC
108-67-8	1,3,5-Trimethylbenzene	0.00036	U	mg/Kg dw	0.00036	0.0060	1.21	KC
541-73-1	1,3-Dichlorobenzene	0.00083	U	mg/Kg dw	0.00083	0.0060	1.21	KC
142-28-9	1,3-Dichloropropane	0.00044	U	mg/Kg dw	0.00044	0.0060	1.21	KC
106-46-7	1,4-Dichlorobenzene	0.00091	U	mg/Kg dw	0.00091	0.0060	1.21	KC
594-20-7	2,2-Dichloropropane	0.00048	U	mg/Kg dw	0.00048	0.0060	1.21	KC
78-93-3	2-Butanone	0.024	U	mg/Kg dw	0.024	0.030	1.21	KC
110-75-8	2-Chloroethyl vinyl ether	0.0026	U	mg/Kg dw	0.0026	0.0060	1.21	KC
95-49-8	2-Chlorotoluene	0.00051	U	mg/Kg dw	0.00051	0.0060	1.21	KC
591-78-6	2-Hexanone	0.0025	U	mg/Kg dw	0.0025	0.030	1.21	KC
106-43-4	4-Chlorotoluene	0.00053	U	mg/Kg dw	0.00053	0.0060	1.21	KC
99-87-6	4-Isopropyltoluene	0.0024	U	mg/Kg dw	0.0024	0.0060	1.21	KC
108-10-1	4-Methyl-2-Pentanone	0.0016	U	mg/Kg dw	0.0016	0.030	1.21	KC
67-64-1	Acetone	0.036	U	mg/Kg dw	0.036	0.060	1.21	KC
75-05-8	Acetonitrile	0.067	U	mg/Kg dw	0.067	0.12	1.21	KC
71-43-2	Benzene	0.0018	U	mg/Kg dw	0.0018	0.0060	1.21	KC
108-86-1	Bromobenzene	0.00065	U	mg/Kg dw	0.00065	0.0060	1.21	KC
74-97-5	Bromochloromethane	0.00070	U	mg/Kg dw	0.00070	0.0060	1.21	KC
75-27-4	Bromodichloromethane	0.00044	U	mg/Kg dw	0.00044	0.0060	1.21	KC
75-25-2	Bromoform	0.0011	U	mg/Kg dw	0.0011	0.0060	1.21	KC
74-83-9	Bromomethane	0.0030	U	mg/Kg dw	0.0030	0.012	1.21	KC
75-15-0	Carbon Disulfide	0.0024	U	mg/Kg dw	0.0024	0.0060	1.21	KC
56-23-5	Carbon Tetrachloride	0.00045	U	mg/Kg dw	0.00045	0.0060	1.21	KC
108-90-7	Chlorobenzene	0.00052	U	mg/Kg dw	0.00052	0.0060	1.21	KC
75-00-3	Chloroethane	0.0019	U	mg/Kg dw	0.0019	0.012	1.21	KC
67-66-3	Chloroform	0.00060	U	mg/Kg dw	0.00060	0.0060	1.21	KC
74-87-3	Chloromethane	0.00057	U	mg/Kg dw	0.00057	0.012	1.21	KC
156-59-2	cis-1,2-Dichloroethene	0.00076	U	mg/Kg dw	0.00076	0.0060	1.21	KC
10061-01-5	cis-1,3-Dichloropropene	0.00070	U	mg/Kg dw	0.00070	0.0060	1.21	KC

Millennium Laboratories Inc. - CERTIFICATE OF RESULTS

CAS#	Parameter	Result	QUAL	Units	LOD(MDL)	LOQ(PQL)	DF|QF	Analyst
124-48-1	Dibromochloromethane	0.00062	U	mg/Kg dw	0.00062	0.0060	1.21	KC
74-95-3	Dibromomethane	0.00057	U	mg/Kg dw	0.00057	0.0060	1.21	KC
75-71-8	Dichlorodifluoromethane	0.0012	U	mg/Kg dw	0.0012	0.0060	1.21	KC
97-63-2	Ethyl methacrylate	0.0013	U	mg/Kg dw	0.0013	0.0060	1.21	KC
100-41-4	Ethylbenzene	0.00044	U	mg/Kg dw	0.00044	0.0060	1.21	KC
87-68-3	Hexachlorobutadiene	0.0013	U	mg/Kg dw	0.0013	0.0060	1.21	KC
74-88-4	Iodomethane	0.0024	U	mg/Kg dw	0.0024	0.012	1.21	KC
78-83-1	Isobutanol	0.12	U	mg/Kg dw	0.12	0.12	1.21	KC
98-82-8	Isopropylbenzene	0.00042	U	mg/Kg dw	0.00042	0.0060	1.21	KC
136777-61-2	m + p Xylene	0.0012	U	mg/Kg dw	0.0012	0.012	1.21	KC
80-62-6	Methyl methacrylate	0.0017	U	mg/Kg dw	0.0017	0.0060	1.21	KC
1634-04-4	Methyl tert-Butyl Ether	0.00050	U	mg/Kg dw	0.00050	0.060	1.21	KC
75-09-2	Methylene Chloride	0.024	U	mg/Kg dw	0.024	0.030	1.21	KC
104-51-8	n-Butylbenzene	0.0024	U	mg/Kg dw	0.0024	0.0060	1.21	KC
103-65-1	N-Propylbenzene	0.00058	U	mg/Kg dw	0.00058	0.0060	1.21	KC
91-20-3	Naphthalene	0.0060	U	mg/Kg dw	0.0060	0.012	1.21	KC
95-47-6	o-Xylene	0.00085	U	mg/Kg dw	0.00085	0.0060	1.21	KC
76-01-7	Pentachloroethane	0.0019	U	mg/Kg dw	0.0019	0.0060	1.21	KC
107-12-0	Propionitrile	0.062	U	mg/Kg dw	0.062	0.12	1.21	KC
135-98-8	sec-Butylbenzene	0.00048	U	mg/Kg dw	0.00048	0.0060	1.21	KC
100-42-5	Styrene	0.00042	U	mg/Kg dw	0.00042	0.0060	1.21	KC
98-06-6	tert-Butylbenzene	0.00065	U	mg/Kg dw	0.00065	0.0060	1.21	KC
127-18-4	Tetrachloroethene	0.00034	U	mg/Kg dw	0.00034	0.0060	1.21	KC
108-88-3	Toluene	0.0015	U	mg/Kg dw	0.0015	0.0060	1.21	KC
156-60-5	trans-1,2-Dichloroethene	0.00052	U	mg/Kg dw	0.00052	0.0060	1.21	KC
10061-02-6	trans-1,3-Dichloropropene	0.00057	U	mg/Kg dw	0.00057	0.0060	1.21	KC
110-57-6	trans-1,4-Dichloro-2-butene	0.0019	U	mg/Kg dw	0.0019	0.012	1.21	KC
79-01-6	Trichloroethene	0.0024	U	mg/Kg dw	0.0024	0.0060	1.21	KC
75-69-4	Trichlorofluoromethane	0.00071	U	mg/Kg dw	0.00071	0.0060	1.21	KC
108-05-4	Vinyl Acetate	0.0027	U	mg/Kg dw	0.0027	0.012	1.21	KC
75-01-4	Vinyl Chloride	0.00077	U	mg/Kg dw	0.00077	0.0060	1.21	KC

Surrogates

CAS#	Parameter	Result	Expect Value	QUAL	Recovery	Unit	Limits	Analyst
17060-07-0	1,2-Dichloroethane-d4	0.0377	0.0400		94	%	70 - 150	KC
460-00-4	p-Bromofluorobenzene	0.0361	0.0400		90	%	70 - 150	KC
2037-26-5	Toluene-d8	0.0415	0.0400		104	%	70 - 150	KC

Millennium Laboratories Inc. - CERTIFICATE OF RESULTS

ML#:011500024-01 container [05]
Matrix: LQM-Soil
Percent Solids: 76.7 % Lab Filtered: No

Field Ident: SB-4 (0.5)
Preservative: None
Report Code: S8270C-LL
Instrument : SMB5973

Site Name: Site K
Date Collected:2015-01-13 15:35:00
SOP : MLSM-0004 MLSM-0005

Method: EPA 8270C Low Level PAH
Date Prepared:2015-01-10 23:10:00

Batch ID:012315Q
Date Analyzed: 2015-01-27 01:37:00

CAS#	Parameter	Result	QUAL	Units	LOD(MDL)	LOQ(PQL)	DF|QF	Analyst
90-12-0	1-Methylnaphthalene	0.0054	U	mg/Kg dw	0.0054	0.035	1.05	TZ
91-57-6	2-Methylnaphthalene	0.0038	U	mg/Kg dw	0.0038	0.035	1.05	TZ
83-32-9	Acenaphthene	0.00071	U	mg/Kg dw	0.00071	0.035	1.05	TZ
208-96-8	Acenaphthylene	0.0014	U	mg/Kg dw	0.0014	0.035	1.05	TZ
120-12-7	Anthracene	0.00053	U	mg/Kg dw	0.00053	0.0070	1.05	TZ
56-55-3	Benz(a)Anthracene	0.0012	U	mg/Kg dw	0.0012	0.0070	1.05	TZ
50-32-8	Benzo(a)pyrene	0.0013	U	mg/Kg dw	0.0013	0.0070	1.05	TZ
205-99-2	Benzo(b)fluoranthene	0.0021	U	mg/Kg dw	0.0021	0.0070	1.05	TZ
191-24-2	Benzo(g,h,i)perylene	0.0038	U	mg/Kg dw	0.0038	0.018	1.05	TZ
207-08-9	Benzo(k)fluoranthene	0.0020	U	mg/Kg dw	0.0020	0.0070	1.05	TZ
218-01-9	Chrysene	0.0011	U	mg/Kg dw	0.0011	0.0070	1.05	TZ
53-70-3	Dibenz(a,h)Anthracene	0.0039	U	mg/Kg dw	0.0039	0.0070	1.05	TZ
206-44-0	Fluoranthene	**0.021**		mg/Kg dw	0.0018	0.018	1.05	TZ
86-73-7	Fluorene	0.00087	U	mg/Kg dw	0.00087	0.018	1.05	TZ
193-39-5	Indeno(1,2,3-cd)pyrene	0.0025	U	mg/Kg dw	0.0025	0.0070	1.05	TZ
91-20-3	Naphthalene	0.00040	U	mg/Kg dw	0.00040	0.035	1.05	TZ
85-01-8	Phenanthrene	0.00081	U	mg/Kg dw	0.00081	0.0070	1.05	TZ
129-00-0	Pyrene	**0.029**		mg/Kg dw	0.0044	0.018	1.05	TZ

Surrogates

CAS#	Parameter	Result	Expect Value	QUAL	Recovery	Unit	Limits	Analyst
321-60-8	2-Fluorobiphenyl	0.141	0.165		85	%	30 - 170	TZ
4165-60-0	Nitrobenzene-d5	0.119	0.165		72	%	30 - 170	TZ
1718-51-0	p-Terphenyl-d14	0.144	0.165		87	%	30 - 170	TZ

Millennium Laboratories Inc. - CERTIFICATE OF RESULTS

ML#:011500024-02 container [05]
Matrix: LQM-Soil
Percent Solids: 81.6 % Lab Filtered: No

Field Ident: SB-4 (2)
Preservative: None
Report Code: S8270C-LL
Instrument : SMB5973

Site Name: Site K
Date Collected:2015-01-13 15:35:00
SOP : MLSM-0004 MLSM-0005

Method: EPA 8270C Low Level PAH
Date Prepared:2015-01-10 23:10:00

Batch ID:012315Q
Date Analyzed: 2015-01-27 02:09:00

CAS#	Parameter	Result	QUAL	Units	LOD(MDL)	LOQ(PQL)	DF|QF	Analyst
90-12-0	1-Methylnaphthalene	0.0063	U	mg/Kg dw	0.0063	0.041	1.23	TZ
91-57-6	2-Methylnaphthalene	0.0044	U	mg/Kg dw	0.0044	0.041	1.23	TZ
83-32-9	Acenaphthene	0.00084	U	mg/Kg dw	0.00084	0.041	1.23	TZ
208-96-8	Acenaphthylene	0.0016	U	mg/Kg dw	0.0016	0.041	1.23	TZ
120-12-7	Anthracene	0.00062	U	mg/Kg dw	0.00062	0.0082	1.23	TZ
56-55-3	Benz(a)Anthracene	0.0014	U	mg/Kg dw	0.0014	0.0082	1.23	TZ
50-32-8	Benzo(a)pyrene	0.0015	U	mg/Kg dw	0.0015	0.0082	1.23	TZ
205-99-2	Benzo(b)fluoranthene	0.0025	U	mg/Kg dw	0.0025	0.0082	1.23	TZ
191-24-2	Benzo(g,h,i)perylene	0.0044	U	mg/Kg dw	0.0044	0.021	1.23	TZ
207-08-9	Benzo(k)fluoranthene	0.0023	U	mg/Kg dw	0.0023	0.0082	1.23	TZ
218-01-9	Chrysene	0.0012	U	mg/Kg dw	0.0012	0.0082	1.23	TZ
53-70-3	Dibenz(a,h)Anthracene	0.0046	U	mg/Kg dw	0.0046	0.0082	1.23	TZ
206-44-0	Fluoranthene	**0.0094**	**I**	mg/Kg dw	0.0021	0.021	1.23	TZ
86-73-7	Fluorene	0.0010	U	mg/Kg dw	0.0010	0.021	1.23	TZ
193-39-5	Indeno(1,2,3-cd)pyrene	0.0030	U	mg/Kg dw	0.0030	0.0082	1.23	TZ
91-20-3	Naphthalene	0.00047	U	mg/Kg dw	0.00047	0.041	1.23	TZ
85-01-8	Phenanthrene	0.00095	U	mg/Kg dw	0.00095	0.0082	1.23	TZ
129-00-0	Pyrene	**0.0099**	**I**	mg/Kg dw	0.0052	0.021	1.23	TZ

Surrogates

CAS#	Parameter	Result	Expect Value	QUAL	Recovery	Unit	Limits	Analyst
321-60-8	2-Fluorobiphenyl	0.150	0.165		91	%	30 - 170	TZ
4165-60-0	Nitrobenzene-d5	0.120	0.165		72	%	30 - 170	TZ
1718-51-0	p-Terphenyl-d14	0.135	0.165		82	%	30 - 170	TZ

Millennium Laboratories Inc. - CERTIFICATE OF RESULTS

ML#:011500024-03 container [05]
Matrix: LQM-Soil
Percent Solids: 96.8 % Lab Filtered: No

Field Ident: SB-4 (4)
Preservative: None
Report Code: S8270C-LL
Instrument : SMB5973

Site Name: Site K
Date Collected:2015-01-13 15:35:00
SOP : MLSM-0004 MLSM-0005

Method: EPA 8270C Low Level PAH
Date Prepared:2015-01-10 23:10:00

Batch ID:012315Q
Date Analyzed: 2015-01-27 02:41:00

CAS#	Parameter	Result	QUAL	Units	LOD(MDL)	LOQ(PQL)	DF|QF	Analyst
90-12-0	1-Methylnaphthalene	0.0053	U	mg/Kg dw	0.0053	0.034	1.03	TZ
91-57-6	2-Methylnaphthalene	0.0037	U	mg/Kg dw	0.0037	0.034	1.03	TZ
83-32-9	Acenaphthene	0.00070	U	mg/Kg dw	0.00070	0.034	1.03	TZ
208-96-8	Acenaphthylene	0.0013	U	mg/Kg dw	0.0013	0.034	1.03	TZ
120-12-7	Anthracene	0.00052	U	mg/Kg dw	0.00052	0.0069	1.03	TZ
56-55-3	Benz(a)Anthracene	0.0011	U	mg/Kg dw	0.0011	0.0069	1.03	TZ
50-32-8	Benzo(a)pyrene	0.0012	U	mg/Kg dw	0.0012	0.0069	1.03	TZ
205-99-2	Benzo(b)fluoranthene	0.0021	U	mg/Kg dw	0.0021	0.0069	1.03	TZ
191-24-2	Benzo(g,h,i)perylene	0.0037	U	mg/Kg dw	0.0037	0.018	1.03	TZ
207-08-9	Benzo(k)fluoranthene	0.0020	U	mg/Kg dw	0.0020	0.0069	1.03	TZ
218-01-9	Chrysene	0.0010	U	mg/Kg dw	0.0010	0.0069	1.03	TZ
53-70-3	Dibenz(a,h)Anthracene	0.0038	U	mg/Kg dw	0.0038	0.0069	1.03	TZ
206-44-0	Fluoranthene	0.0018	U	mg/Kg dw	0.0018	0.018	1.03	TZ
86-73-7	Fluorene	0.00085	U	mg/Kg dw	0.00085	0.018	1.03	TZ
193-39-5	Indeno(1,2,3-cd)pyrene	0.0025	U	mg/Kg dw	0.0025	0.0069	1.03	TZ
91-20-3	Naphthalene	0.00039	U	mg/Kg dw	0.00039	0.034	1.03	TZ
85-01-8	Phenanthrene	0.00079	U	mg/Kg dw	0.00079	0.0069	1.03	TZ
129-00-0	Pyrene	0.0043	U	mg/Kg dw	0.0043	0.018	1.03	TZ

Surrogates

CAS#	Parameter	Result	Expect Value	QUAL	Recovery	Unit	Limits	Analyst
321-60-8	2-Fluorobiphenyl	0.151	0.165		92	%	30 - 170	TZ
4165-60-0	Nitrobenzene-d5	0.109	0.165		66	%	30 - 170	TZ
1718-51-0	p-Terphenyl-d14	0.124	0.165		75	%	30 - 170	TZ

Millennium Laboratories Inc. - CERTIFICATE OF RESULTS

ML#:011500024-04 container [05] Field Ident: SB-5 (0.5) Site Name: Site K
Matrix: LQM-Soil Preservative: None Date Collected:2015-01-13 13:55:00
Percent Solids: 98.2 % Lab Filtered: No Report Code: S8270C-LL SOP : MLSM-0004 MLSM-0005
Instrument : SMB5973
Method: EPA 8270C Low Level PAH Batch ID:012315Q
Date Prepared:2015-01-10 23:10:00 Date Analyzed: 2015-01-27 03:12:00

CAS#	Parameter	Result	QUAL	Units	LOD(MDL)	LOQ(PQL)	DF|QF	Analyst
90-12-0	1-Methylnaphthalene	0.052	U	mg/Kg dw	0.052	0.34	10.2	TZ
91-57-6	2-Methylnaphthalene	0.037	U	mg/Kg dw	0.037	0.34	10.2	TZ
83-32-9	Acenaphthene	0.0069	U	mg/Kg dw	0.0069	0.34	10.2	TZ
208-96-8	Acenaphthylene	0.013	U	mg/Kg dw	0.013	0.34	10.2	TZ
120-12-7	Anthracene	0.0051	U	mg/Kg dw	0.0051	0.068	10.2	TZ
56-55-3	Benz(a)Anthracene	0.011	U	mg/Kg dw	0.011	0.068	10.2	TZ
50-32-8	Benzo(a)pyrene	0.012	U	mg/Kg dw	0.012	0.068	10.2	TZ
205-99-2	Benzo(b)fluoranthene	0.020	U	mg/Kg dw	0.020	0.068	10.2	TZ
191-24-2	Benzo(g,h,i)perylene	0.037	U	mg/Kg dw	0.037	0.17	10.2	TZ
207-08-9	Benzo(k)fluoranthene	0.019	U	mg/Kg dw	0.019	0.068	10.2	TZ
218-01-9	Chrysene	0.010	U	mg/Kg dw	0.010	0.068	10.2	TZ
53-70-3	Dibenz(a,h)Anthracene	0.038	U	mg/Kg dw	0.038	0.068	10.2	TZ
206-44-0	Fluoranthene	0.017	U	mg/Kg dw	0.017	0.17	10.2	TZ
86-73-7	Fluorene	0.0085	U	mg/Kg dw	0.0085	0.17	10.2	TZ
193-39-5	Indeno(1,2,3-cd)pyrene	0.024	U	mg/Kg dw	0.024	0.068	10.2	TZ
91-20-3	Naphthalene	0.0039	U	mg/Kg dw	0.0039	0.34	10.2	TZ
85-01-8	Phenanthrene	0.0079	U	mg/Kg dw	0.0079	0.068	10.2	TZ
129-00-0	Pyrene	0.043	U	mg/Kg dw	0.043	0.17	10.2	TZ

Surrogates

CAS#	Parameter	Result	Expect Value	QUAL	Recovery	Unit	Limits	Analyst
321-60-8	2-Fluorobiphenyl	D	0.165	J1	D	%	30 - 170	TZ
4165-60-0	Nitrobenzene-d5	D	0.165	J1	D	%	30 - 170	TZ
1718-51-0	p-Terphenyl-d14	D	0.165	J1	D	%	30 - 170	TZ

Millennium Laboratories Inc. - CERTIFICATE OF RESULTS

ML#:011500024-05 container [05]
Matrix: LQM-Soil
Percent Solids: 96.7 % Lab Filtered: No

Field Ident: SB-5 (2)
Preservative: None
Report Code: S8270C-LL
Instrument : SMB5973

Site Name: Site K
Date Collected:2015-01-13 13:55:00
SOP : MLSM-0004 MLSM-0005

Method: EPA 8270C Low Level PAH
Date Prepared:2015-01-10 23:10:00

Batch ID:012315Q
Date Analyzed: 2015-01-27 03:44:00

CAS#	Parameter	Result	QUAL	Units	LOD(MDL)	LOQ(PQL)	DF|QF	Analyst
90-12-0	1-Methylnaphthalene	0.0053	U	mg/Kg dw	0.0053	0.034	1.03	TZ
91-57-6	2-Methylnaphthalene	0.0037	U	mg/Kg dw	0.0037	0.034	1.03	TZ
83-32-9	Acenaphthene	0.00070	U	mg/Kg dw	0.00070	0.034	1.03	TZ
208-96-8	Acenaphthylene	0.0013	U	mg/Kg dw	0.0013	0.034	1.03	TZ
120-12-7	Anthracene	0.00052	U	mg/Kg dw	0.00052	0.0069	1.03	TZ
56-55-3	Benz(a)Anthracene	0.0011	U	mg/Kg dw	0.0011	0.0069	1.03	TZ
50-32-8	Benzo(a)pyrene	0.0012	U	mg/Kg dw	0.0012	0.0069	1.03	TZ
205-99-2	Benzo(b)fluoranthene	0.0021	U	mg/Kg dw	0.0021	0.0069	1.03	TZ
191-24-2	Benzo(g,h,i)perylene	0.0037	U	mg/Kg dw	0.0037	0.018	1.03	TZ
207-08-9	Benzo(k)fluoranthene	0.0020	U	mg/Kg dw	0.0020	0.0069	1.03	TZ
218-01-9	Chrysene	0.0010	U	mg/Kg dw	0.0010	0.0069	1.03	TZ
53-70-3	Dibenz(a,h)Anthracene	0.0038	U	mg/Kg dw	0.0038	0.0069	1.03	TZ
206-44-0	Fluoranthene	**0.055**		mg/Kg dw	0.0018	0.018	1.03	TZ
86-73-7	Fluorene	0.00085	U	mg/Kg dw	0.00085	0.018	1.03	TZ
193-39-5	Indeno(1,2,3-cd)pyrene	0.0025	U	mg/Kg dw	0.0025	0.0069	1.03	TZ
91-20-3	Naphthalene	0.00039	U	mg/Kg dw	0.00039	0.034	1.03	TZ
85-01-8	Phenanthrene	0.00079	U	mg/Kg dw	0.00079	0.0069	1.03	TZ
129-00-0	Pyrene	**0.085**		mg/Kg dw	0.0043	0.018	1.03	TZ

Surrogates

CAS#	Parameter	Result	Expect Value	QUAL	Recovery	Unit	Limits	Analyst
321-60-8	2-Fluorobiphenyl	0.138	0.165		84	%	30 - 170	TZ
4165-60-0	Nitrobenzene-d5	0.126	0.165		76	%	30 - 170	TZ
1718-51-0	p-Terphenyl-d14	0.152	0.165		92	%	30 - 170	TZ

Millennium Laboratories Inc. - CERTIFICATE OF RESULTS

ML#:011500024-06 container [05]
Matrix: LQM-Soil
Percent Solids: 97.3 % Lab Filtered: No

Field Ident: SB-5 (4)
Preservative: None
Report Code: S8270C-LL
Instrument : SMB5973

Site Name: Site K
Date Collected:2015-01-13 13:55:00
SOP : MLSM-0004 MLSM-0005

Method: EPA 8270C Low Level PAH
Date Prepared:2015-01-10 23:10:00

Batch ID:012315Q
Date Analyzed: 2015-01-27 04:15:00

CAS#	Parameter	Result	QUAL	Units	LOD(MDL)	LOQ(PQL)	DF|QF	Analyst
90-12-0	1-Methylnaphthalene	0.0053	U	mg/Kg dw	0.0053	0.034	1.03	TZ
91-57-6	2-Methylnaphthalene	0.0037	U	mg/Kg dw	0.0037	0.034	1.03	TZ
83-32-9	Acenaphthene	0.00070	U	mg/Kg dw	0.00070	0.034	1.03	TZ
208-96-8	Acenaphthylene	0.0013	U	mg/Kg dw	0.0013	0.034	1.03	TZ
120-12-7	Anthracene	0.00052	U	mg/Kg dw	0.00052	0.0069	1.03	TZ
56-55-3	Benz(a)Anthracene	0.0011	U	mg/Kg dw	0.0011	0.0069	1.03	TZ
50-32-8	Benzo(a)pyrene	0.0012	U	mg/Kg dw	0.0012	0.0069	1.03	TZ
205-99-2	Benzo(b)fluoranthene	0.0021	U	mg/Kg dw	0.0021	0.0069	1.03	TZ
191-24-2	Benzo(g,h,i)perylene	0.0037	U	mg/Kg dw	0.0037	0.018	1.03	TZ
207-08-9	Benzo(k)fluoranthene	0.0020	U	mg/Kg dw	0.0020	0.0069	1.03	TZ
218-01-9	Chrysene	0.0010	U	mg/Kg dw	0.0010	0.0069	1.03	TZ
53-70-3	Dibenz(a,h)Anthracene	0.0038	U	mg/Kg dw	0.0038	0.0069	1.03	TZ
206-44-0	Fluoranthene	**0.0041**	**I**	mg/Kg dw	0.0018	0.018	1.03	TZ
86-73-7	Fluorene	0.00085	U	mg/Kg dw	0.00085	0.018	1.03	TZ
193-39-5	Indeno(1,2,3-cd)pyrene	0.0025	U	mg/Kg dw	0.0025	0.0069	1.03	TZ
91-20-3	Naphthalene	0.00039	U	mg/Kg dw	0.00039	0.034	1.03	TZ
85-01-8	Phenanthrene	0.00079	U	mg/Kg dw	0.00079	0.0069	1.03	TZ
129-00-0	Pyrene	**0.0044**	**I**	mg/Kg dw	0.0043	0.018	1.03	TZ

Surrogates

CAS#	Parameter	Result	Expect Value	QUAL	Recovery	Unit	Limits	Analyst
321-60-8	2-Fluorobiphenyl	0.149	0.165		90	%	30 - 170	TZ
4165-60-0	Nitrobenzene-d5	0.110	0.165		67	%	30 - 170	TZ
1718-51-0	p-Terphenyl-d14	0.159	0.165		96	%	30 - 170	TZ

Millennium Laboratories Inc. - CERTIFICATE OF RESULTS

ML#:011500024-07 container [05]
Matrix: LQM-Soil
Percent Solids: 93.4 % Lab Filtered: No

Field Ident: SB-6 (0.5)
Preservative: None
Report Code: S8270C-LL
Instrument : SMB5973

Site Name: Site K
Date Collected:2015-01-13 14:30:00
SOP : MLSM-0004 MLSM-0005

Method: EPA 8270C Low Level PAH
Date Prepared:2015-01-10 23:10:00

Batch ID:012315Q
Date Analyzed: 2015-01-27 12:34:00

CAS#	Parameter	Result	QUAL	Units	LOD(MDL)	LOQ(PQL)	DF|QF	Analyst
90-12-0	1-Methylnaphthalene	0.0055	U	mg/Kg dw	0.0055	0.035	1.07	TZ
91-57-6	2-Methylnaphthalene	0.0039	U	mg/Kg dw	0.0039	0.035	1.07	TZ
83-32-9	Acenaphthene	0.00073	U	mg/Kg dw	0.00073	0.035	1.07	TZ
208-96-8	Acenaphthylene	0.0014	U	mg/Kg dw	0.0014	0.035	1.07	TZ
120-12-7	Anthracene	0.00054	U	mg/Kg dw	0.00054	0.0072	1.07	TZ
56-55-3	Benz(a)Anthracene	0.0012	U	mg/Kg dw	0.0012	0.0072	1.07	TZ
50-32-8	Benzo(a)pyrene	0.0013	U	mg/Kg dw	0.0013	0.0072	1.07	TZ
205-99-2	Benzo(b)fluoranthene	0.0021	U	mg/Kg dw	0.0021	0.0072	1.07	TZ
191-24-2	Benzo(g,h,i)perylene	0.0039	U	mg/Kg dw	0.0039	0.018	1.07	TZ
207-08-9	Benzo(k)fluoranthene	0.0020	U	mg/Kg dw	0.0020	0.0072	1.07	TZ
218-01-9	Chrysene	0.0011	U	mg/Kg dw	0.0011	0.0072	1.07	TZ
53-70-3	Dibenz(a,h)Anthracene	0.0040	U	mg/Kg dw	0.0040	0.0072	1.07	TZ
206-44-0	Fluoranthene	0.0018	U	mg/Kg dw	0.0018	0.018	1.07	TZ
86-73-7	Fluorene	0.00089	U	mg/Kg dw	0.00089	0.018	1.07	TZ
193-39-5	Indeno(1,2,3-cd)pyrene	0.0026	U	mg/Kg dw	0.0026	0.0072	1.07	TZ
91-20-3	Naphthalene	0.00041	U	mg/Kg dw	0.00041	0.035	1.07	TZ
85-01-8	Phenanthrene	0.00082	U	mg/Kg dw	0.00082	0.0072	1.07	TZ
129-00-0	Pyrene	0.0045	U	mg/Kg dw	0.0045	0.018	1.07	TZ

Surrogates

CAS#	Parameter	Result	Expect Value	QUAL	Recovery	Unit	Limits	Analyst
321-60-8	2-Fluorobiphenyl	0.163	0.165		99	%	30 - 170	TZ
4165-60-0	Nitrobenzene-d5	0.121	0.165		74	%	30 - 170	TZ
1718-51-0	p-Terphenyl-d14	0.145	0.165		88	%	30 - 170	TZ

Millennium Laboratories Inc. - CERTIFICATE OF RESULTS

ML#:011500024-08 container [05]
Matrix: LQM-Soil
Percent Solids: 96.5 % Lab Filtered: No

Field Ident: SB-6 (2)
Preservative: None
Report Code: S8270C-LL
Instrument : SMB5973

Site Name: Site K
Date Collected:2015-01-13 14:30:00
SOP : MLSM-0004 MLSM-0005

Method: EPA 8270C Low Level PAH
Date Prepared:2015-01-10 23:10:00

Batch ID:012315Q
Date Analyzed: 2015-01-27 13:05:00

CAS#	Parameter	Result	QUAL	Units	LOD(MDL)	LOQ(PQL)	DF|QF	Analyst
90-12-0	1-Methylnaphthalene	0.0053	U	mg/Kg dw	0.0053	0.034	1.04	TZ
91-57-6	2-Methylnaphthalene	0.0037	U	mg/Kg dw	0.0037	0.034	1.04	TZ
83-32-9	Acenaphthene	0.00071	U	mg/Kg dw	0.00071	0.034	1.04	TZ
208-96-8	Acenaphthylene	0.0014	U	mg/Kg dw	0.0014	0.034	1.04	TZ
120-12-7	Anthracene	0.00052	U	mg/Kg dw	0.00052	0.0070	1.04	TZ
56-55-3	Benz(a)Anthracene	0.0011	U	mg/Kg dw	0.0011	0.0070	1.04	TZ
50-32-8	Benzo(a)pyrene	0.0012	U	mg/Kg dw	0.0012	0.0070	1.04	TZ
205-99-2	Benzo(b)fluoranthene	0.0021	U	mg/Kg dw	0.0021	0.0070	1.04	TZ
191-24-2	Benzo(g,h,i)perylene	0.0037	U	mg/Kg dw	0.0037	0.018	1.04	TZ
207-08-9	Benzo(k)fluoranthene	0.0020	U	mg/Kg dw	0.0020	0.0070	1.04	TZ
218-01-9	Chrysene	0.0010	U	mg/Kg dw	0.0010	0.0070	1.04	TZ
53-70-3	Dibenz(a,h)Anthracene	0.0038	U	mg/Kg dw	0.0038	0.0070	1.04	TZ
206-44-0	Fluoranthene	**0.012**	**I**	mg/Kg dw	0.0018	0.018	1.04	TZ
86-73-7	Fluorene	0.00086	U	mg/Kg dw	0.00086	0.018	1.04	TZ
193-39-5	Indeno(1,2,3-cd)pyrene	0.0025	U	mg/Kg dw	0.0025	0.0070	1.04	TZ
91-20-3	Naphthalene	0.00040	U	mg/Kg dw	0.00040	0.034	1.04	TZ
85-01-8	Phenanthrene	0.00080	U	mg/Kg dw	0.00080	0.0070	1.04	TZ
129-00-0	Pyrene	**0.022**		mg/Kg dw	0.0044	0.018	1.04	TZ

Surrogates

CAS#	Parameter	Result	Expect Value	QUAL	Recovery	Unit	Limits	Analyst
321-60-8	2-Fluorobiphenyl	0.136	0.165		83	%	30 - 170	TZ
4165-60-0	Nitrobenzene-d5	0.105	0.165		63	%	30 - 170	TZ
1718-51-0	p-Terphenyl-d14	0.149	0.165		91	%	30 - 170	TZ

Millennium Laboratories Inc. - CERTIFICATE OF RESULTS

ML#:011500024-09 container [05]
Matrix: LQM-Soil
Percent Solids: 97.6 % Lab Filtered: No

Field Ident: SB-6 (4)
Preservative: None
Report Code: S8270C-LL
Instrument : SMB5973

Site Name: Site K
Date Collected:2015-01-13 14:30:00
SOP : MLSM-0004 MLSM-0005

Method: EPA 8270C Low Level PAH
Date Prepared:2015-01-10 23:10:00

Batch ID:012315Q
Date Analyzed: 2015-01-26 23:38:00

CAS#	Parameter	Result	QUAL	Units	LOD(MDL)	LOQ(PQL)	DF|QF	Analyst
90-12-0	1-Methylnaphthalene	0.0052	U	mg/Kg dw	0.0052	0.034	1.02	TZ
91-57-6	2-Methylnaphthalene	0.0037	U	mg/Kg dw	0.0037	0.034	1.02	TZ
83-32-9	Acenaphthene	0.00069	U	mg/Kg dw	0.00069	0.034	1.02	TZ
208-96-8	Acenaphthylene	0.0013	U	mg/Kg dw	0.0013	0.034	1.02	TZ
120-12-7	Anthracene	0.00051	U	mg/Kg dw	0.00051	0.0068	1.02	TZ
56-55-3	Benz(a)Anthracene	0.0011	U	mg/Kg dw	0.0011	0.0068	1.02	TZ
50-32-8	Benzo(a)pyrene	0.0012	U	mg/Kg dw	0.0012	0.0068	1.02	TZ
205-99-2	Benzo(b)fluoranthene	0.0020	U	mg/Kg dw	0.0020	0.0068	1.02	TZ
191-24-2	Benzo(g,h,i)perylene	0.0037	U	mg/Kg dw	0.0037	0.017	1.02	TZ
207-08-9	Benzo(k)fluoranthene	0.0019	U	mg/Kg dw	0.0019	0.0068	1.02	TZ
218-01-9	Chrysene	0.0010	U	mg/Kg dw	0.0010	0.0068	1.02	TZ
53-70-3	Dibenz(a,h)Anthracene	0.0038	U	mg/Kg dw	0.0038	0.0068	1.02	TZ
206-44-0	Fluoranthene	0.0017	U	mg/Kg dw	0.0017	0.017	1.02	TZ
86-73-7	Fluorene	0.00085	U	mg/Kg dw	0.00085	0.017	1.02	TZ
193-39-5	Indeno(1,2,3-cd)pyrene	0.0024	U	mg/Kg dw	0.0024	0.0068	1.02	TZ
91-20-3	Naphthalene	0.00039	U	mg/Kg dw	0.00039	0.034	1.02	TZ
85-01-8	Phenanthrene	0.00079	U	mg/Kg dw	0.00079	0.0068	1.02	TZ
129-00-0	Pyrene	0.0043	U	mg/Kg dw	0.0043	0.017	1.02	TZ

Surrogates

CAS#	Parameter	Result	Expect Value	QUAL	Recovery	Unit	Limits	Analyst
321-60-8	2-Fluorobiphenyl	0.145	0.165		88	%	30 - 170	TZ
4165-60-0	Nitrobenzene-d5	0.121	0.165		73	%	30 - 170	TZ
1718-51-0	p-Terphenyl-d14	0.181	0.165		110	%	30 - 170	TZ

Millennium Laboratories Inc. - CERTIFICATE OF RESULTS

ML#:011500024-10 container [05] Field Ident: SB-9 (0.5) Site Name: Site K
Matrix: LQM-Soil Preservative: None Date Collected:2015-01-13 13:10:00
Percent Solids: 91.8 % Lab Filtered: No Report Code: S8270C-LL SOP : MLSM-0004 MLSM-0005
Instrument : SMB5973
Method: EPA 8270C Low Level PAH Batch ID:012315Q
Date Prepared:2015-01-10 23:10:00 Date Analyzed: 2015-01-27 13:37:00

CAS#	Parameter	Result	QUAL	Units	LOD(MDL)	LOQ(PQL)	DF|QF	Analyst
90-12-0	1-Methylnaphthalene	0.0056	U	mg/Kg dw	0.0056	0.036	1.09	TZ
91-57-6	2-Methylnaphthalene	0.0039	U	mg/Kg dw	0.0039	0.036	1.09	TZ
83-32-9	Acenaphthene	0.00074	U	mg/Kg dw	0.00074	0.036	1.09	TZ
208-96-8	Acenaphthylene	0.0014	U	mg/Kg dw	0.0014	0.036	1.09	TZ
120-12-7	Anthracene	0.00054	U	mg/Kg dw	0.00054	0.0073	1.09	TZ
56-55-3	Benz(a)Anthracene	0.0012	U	mg/Kg dw	0.0012	0.0073	1.09	TZ
50-32-8	Benzo(a)pyrene	0.0013	U	mg/Kg dw	0.0013	0.0073	1.09	TZ
205-99-2	Benzo(b)fluoranthene	0.0022	U	mg/Kg dw	0.0022	0.0073	1.09	TZ
191-24-2	Benzo(g,h,i)perylene	0.0039	U	mg/Kg dw	0.0039	0.019	1.09	TZ
207-08-9	Benzo(k)fluoranthene	0.0021	U	mg/Kg dw	0.0021	0.0073	1.09	TZ
218-01-9	Chrysene	0.0011	U	mg/Kg dw	0.0011	0.0073	1.09	TZ
53-70-3	Dibenz(a,h)Anthracene	0.0040	U	mg/Kg dw	0.0040	0.0073	1.09	TZ
206-44-0	Fluoranthene	0.0019	U	mg/Kg dw	0.0019	0.019	1.09	TZ
86-73-7	Fluorene	0.00090	U	mg/Kg dw	0.00090	0.019	1.09	TZ
193-39-5	Indeno(1,2,3-cd)pyrene	0.0026	U	mg/Kg dw	0.0026	0.0073	1.09	TZ
91-20-3	Naphthalene	0.00041	U	mg/Kg dw	0.00041	0.036	1.09	TZ
85-01-8	Phenanthrene	0.00084	U	mg/Kg dw	0.00084	0.0073	1.09	TZ
129-00-0	Pyrene	0.0046	U	mg/Kg dw	0.0046	0.019	1.09	TZ

Surrogates

CAS#	Parameter	Result	Expect Value	QUAL	Recovery	Unit	Limits	Analyst
321-60-8	2-Fluorobiphenyl	0.0831	0.165		50	%	30 - 170	TZ
4165-60-0	Nitrobenzene-d5	0.0631	0.165		38	%	30 - 170	TZ
1718-51-0	p-Terphenyl-d14	0.184	0.165		112	%	30 - 170	TZ

Millennium Laboratories Inc. - CERTIFICATE OF RESULTS

ML#:011500024-01 container [06]
Matrix: LQM-Soil
Percent Solids: 76.7 % Lab Filtered: No

Field Ident: SB-4 (0.5)
Preservative: None
Report Code: S7471A-Hg
Instrument : MET-HG-01

Site Name: Site K
Date Collected:2015-01-13 15:35:00
SOP : MLME-0011

Method: EPA 7471A Mercury (Hg)
Date Prepared:2015-01-27 17:10:00

Batch ID:012715HS1
Date Analyzed: 2015-01-28 16:26:00

CAS#	Parameter	Result	QUAL	Units	LOD(MDL)	LOQ(PQL)	DF|QF	Analyst
7439-97-6	Mercury	0.0069	U	mg/Kg dw	0.0069	0.014	0.690	PSS

Millennium Laboratories Inc. - CERTIFICATE OF RESULTS

ML#:011500024-02 container [06]
Matrix: LQM-Soil
Percent Solids: 81.6 % Lab Filtered: No

Field Ident: SB-4 (2)
Preservative: None
Report Code: S7471A-Hg
Instrument : MET-HG-01

Site Name: Site K
Date Collected:2015-01-13 15:35:00
SOP : MLME-0011

Method: EPA 7471A Mercury (Hg)
Date Prepared:2015-01-27 17:10:00

Batch ID:012715HS1
Date Analyzed: 2015-01-28 16:26:00

CAS#	Parameter	Result	QUAL	Units	LOD(MDL)	LOQ(PQL)	DF|QF	Analyst
7439-97-6	Mercury	0.0069	U	mg/Kg dw	0.0069	0.014	0.690	PSS

Millennium Laboratories Inc. - CERTIFICATE OF RESULTS

ML#:011500024-03 container [06]
Matrix: LQM-Soil
Percent Solids: 96.8 % Lab Filtered: No

Field Ident: SB-4 (4)
Preservative: None
Report Code: S7471A-Hg
Instrument : MET-HG-01

Site Name: Site K
Date Collected:2015-01-13 15:35:00
SOP : MLME-0011

Method: EPA 7471A Mercury (Hg)
Date Prepared:2015-01-27 17:10:00

Batch ID:012715HS1
Date Analyzed: 2015-01-28 16:26:00

CAS#	Parameter	Result	QUAL	Units	LOD(MDL)	LOQ(PQL)	DF|QF	Analyst
7439-97-6	Mercury	**0.072**		mg/Kg dw	0.0065	0.013	0.650	PSS

Millennium Laboratories Inc. - CERTIFICATE OF RESULTS

ML#:011500024-04 container [06]
Matrix: LQM-Soil
Percent Solids: 98.2 % Lab Filtered: No

Field Ident: SB-5 (0.5)
Preservative: None
Report Code: S7471A-Hg
Instrument : MET-HG-01

Site Name: Site K
Date Collected:2015-01-13 13:55:00
SOP : MLME-0011

Method: EPA 7471A Mercury (Hg)
Date Prepared:2015-01-27 17:10:00

Batch ID:012715HS1
Date Analyzed: 2015-01-28 16:26:00

CAS#	Parameter	Result	QUAL	Units	LOD(MDL)	LOQ(PQL)	DF|QF	Analyst
7439-97-6	Mercury	0.0065	U	mg/Kg dw	0.0065	0.013	0.650	PSS

Millennium Laboratories Inc. - CERTIFICATE OF RESULTS

ML#:011500024-05 container [06]
Matrix: LQM-Soil
Percent Solids: 96.7 % Lab Filtered: No

Field Ident: SB-5 (2)
Preservative: None
Report Code: S7471A-Hg
Instrument : MET-HG-01

Site Name: Site K
Date Collected:2015-01-13 13:55:00
SOP : MLME-0011

Method: EPA 7471A Mercury (Hg)
Date Prepared:2015-01-27 17:10:00

Batch ID:012715HS1
Date Analyzed: 2015-01-28 16:26:00

CAS#	Parameter	Result	QUAL	Units	LOD(MDL)	LOQ(PQL)	DF|QF	Analyst
7439-97-6	Mercury	**0.0080**	**I**	mg/Kg dw	0.0072	0.014	0.720	PSS

Millennium Laboratories Inc. - CERTIFICATE OF RESULTS

ML#:011500024-06 container [06]
Matrix: LQM-Soil
Percent Solids: 97.3 % Lab Filtered: No

Field Ident: SB-5 (4)
Preservative: None
Report Code: S7471A-Hg
Instrument : MET-HG-01

Site Name: Site K
Date Collected:2015-01-13 13:55:00
SOP : MLME-0011

Method: EPA 7471A Mercury (Hg)
Date Prepared:2015-01-27 17:10:00

Batch ID:012715HS1
Date Analyzed: 2015-01-28 16:26:00

CAS#	Parameter	Result	QUAL	Units	LOD(MDL)	LOQ(PQL)	DF|QF	Analyst
7439-97-6	Mercury	0.0069	U	mg/Kg dw	0.0069	0.014	0.690	PSS

Millennium Laboratories Inc. - CERTIFICATE OF RESULTS

ML#:011500024-07 container [06]
Matrix: LQM-Soil
Percent Solids: 93.4 % Lab Filtered: No

Field Ident: SB-6 (0.5)
Preservative: None
Report Code: S7471A-Hg
Instrument : MET-HG-01

Site Name: Site K
Date Collected:2015-01-13 14:30:00
SOP : MLME-0011

Method: EPA 7471A Mercury (Hg)
Date Prepared:2015-01-27 17:10:00

Batch ID:012715HS1
Date Analyzed: 2015-01-28 16:26:00

CAS#	Parameter	Result	QUAL	Units	LOD(MDL)	LOQ(PQL)	DF|QF	Analyst
7439-97-6	Mercury	0.0073	U	mg/Kg dw	0.0073	0.015	0.730	PSS

Millennium Laboratories Inc. - CERTIFICATE OF RESULTS

ML#:011500024-08 container [06]
Matrix: LQM-Soil
Percent Solids: 96.5 % Lab Filtered: No

Field Ident: SB-6 (2)
Preservative: None
Report Code: S7471A-Hg
Instrument : MET-HG-01

Site Name: Site K
Date Collected:2015-01-13 14:30:00
SOP : MLME-0011

Method: EPA 7471A Mercury (Hg)
Date Prepared:2015-01-27 17:10:00

Batch ID:012715HS1
Date Analyzed: 2015-01-28 16:26:00

CAS#	Parameter	Result	QUAL	Units	LOD(MDL)	LOQ(PQL)	DF|QF	Analyst
7439-97-6	Mercury	0.0058	U	mg/Kg dw	0.0058	0.012	0.580	PSS

Millennium Laboratories Inc. - CERTIFICATE OF RESULTS

ML#:011500024-09 container [06]
Matrix: LQM-Soil
Percent Solids: 97.6 % Lab Filtered: No

Field Ident: SB-6 (4)
Preservative: None
Report Code: S7471A-Hg
Instrument : MET-HG-01

Site Name: Site K
Date Collected:2015-01-13 14:30:00
SOP : MLME-0011

Method: EPA 7471A Mercury (Hg)
Date Prepared:2015-01-27 17:10:00

Batch ID:012715HS1
Date Analyzed: 2015-01-28 16:26:00

CAS#	Parameter	Result	QUAL	Units	LOD(MDL)	LOQ(PQL)	DF|QF	Analyst
7439-97-6	Mercury	**0.010**	**I**	mg/Kg dw	0.0072	0.014	0.720	PSS

Millennium Laboratories Inc. - CERTIFICATE OF RESULTS

ML#:011500024-10 container [06]
Matrix: LQM-Soil
Percent Solids: 91.8 % Lab Filtered: No

Field Ident: SB-9 (0.5)
Preservative: None
Report Code: S7471A-Hg
Instrument : MET-HG-01

Site Name: Site K
Date Collected:2015-01-13 13:10:00
SOP : MLME-0011

Method: EPA 7471A Mercury (Hg)
Date Prepared:2015-01-27 17:10:00

Batch ID:012715HS1
Date Analyzed: 2015-01-28 16:26:00

CAS#	Parameter	Result	QUAL	Units	LOD(MDL)	LOQ(PQL)	DF|QF	Analyst
7439-97-6	Mercury	0.0069	U	mg/Kg dw	0.0069	0.014	0.690	PSS

Millennium Laboratories Inc. - CERTIFICATE OF RESULTS

ML#:011500024-01 container [06]
Matrix: LQM-Soil
Percent Solids: 76.7 % Lab Filtered: No

Field Ident: SB-4 (0.5)
Preservative: None
Report Code: S6010B-RCRA7
Instrument : MET-ICP-01

Site Name: Site K
Date Collected:2015-01-13 15:35:00
SOP : MLME-0008, MLME-0005

Method: EPA 6010B RCRA7
Date Prepared:2015-01-20 18:22:00

Batch ID:012015CS1
Date Analyzed: 2015-01-22 19:56:31

CAS#	Parameter	Result	QUAL	Units	LOD(MDL)	LOQ(PQL)	DF|QF	Analyst
7439-92-1	Lead	**2.2**		mg/Kg dw	0.38	0.61	0.757	PSS
7440-22-4	Silver	0.15	U	mg/Kg dw	0.15	0.38	0.757	PSS
7440-38-2	Arsenic	**1.0**		mg/Kg dw	0.33	0.61	0.757	PSS
7440-39-3	Barium	**4.6**		mg/Kg dw	0.15	0.30	0.757	PSS
7440-43-9	Cadmium	0.15	U	mg/Kg dw	0.15	0.30	0.757	PSS
7440-47-3	Chromium (Total)	**2.8**		mg/Kg dw	0.30	0.61	0.757	PSS
7782-49-2	Selenium	0.38	U	mg/Kg dw	0.38	0.76	0.757	PSS

Millennium Laboratories Inc. - CERTIFICATE OF RESULTS

ML#:011500024-02 container [06]
Matrix: LQM-Soil
Percent Solids: 81.6 % Lab Filtered: No

Field Ident: SB-4 (2)
Preservative: None
Report Code: S6010B-RCRA7
Instrument : MET-ICP-01

Site Name: Site K
Date Collected:2015-01-13 15:35:00
SOP : MLME-0008, MLME-0005

Method: EPA 6010B RCRA7
Date Prepared:2015-01-20 18:22:00

Batch ID:012015CS1
Date Analyzed: 2015-01-22 20:05:18

CAS#	Parameter	Result	QUAL	Units	LOD(MDL)	LOQ(PQL)	DF|QF	Analyst
7439-92-1	Lead	**1.8**		mg/Kg dw	0.41	0.66	0.826	PSS
7440-22-4	Silver	0.17	U	mg/Kg dw	0.17	0.41	0.826	PSS
7440-38-2	Arsenic	0.36	U	mg/Kg dw	0.36	0.66	0.826	PSS
7440-39-3	Barium	**0.63**		mg/Kg dw	0.17	0.33	0.826	PSS
7440-43-9	Cadmium	0.17	U	mg/Kg dw	0.17	0.33	0.826	PSS
7440-47-3	Chromium (Total)	**0.45**	**I**	mg/Kg dw	0.33	0.66	0.826	PSS
7782-49-2	Selenium	**0.42**	**I**	mg/Kg dw	0.41	0.83	0.826	PSS

Millennium Laboratories Inc. - CERTIFICATE OF RESULTS

ML#:011500024-03 container [06]
Matrix: LQM-Soil
Percent Solids: 96.8 % Lab Filtered: No

Field Ident: SB-4 (4)
Preservative: None
Report Code: S6010B-RCRA7
Instrument : MET-ICP-01

Site Name: Site K
Date Collected:2015-01-13 15:35:00
SOP : MLME-0008, MLME-0005

Method: EPA 6010B RCRA7
Date Prepared:2015-01-20 18:22:00

Batch ID:012015CS1
Date Analyzed: 2015-01-22 20:12:04

CAS#	Parameter	Result	QUAL	Units	LOD(MDL)	LOQ(PQL)	DF|QF	Analyst
7439-92-1	Lead	**1.2**		mg/Kg dw	0.31	0.49	0.617	PSS
7440-22-4	Silver	0.12	U	mg/Kg dw	0.12	0.31	0.617	PSS
7440-38-2	Arsenic	**4.2**		mg/Kg dw	0.27	0.49	0.617	PSS
7440-39-3	Barium	**2.0**		mg/Kg dw	0.12	0.25	0.617	PSS
7440-43-9	Cadmium	0.12	U	mg/Kg dw	0.12	0.25	0.617	PSS
7440-47-3	Chromium (Total)	**4.6**		mg/Kg dw	0.25	0.49	0.617	PSS
7782-49-2	Selenium	0.31	U	mg/Kg dw	0.31	0.62	0.617	PSS

Millennium Laboratories Inc. - CERTIFICATE OF RESULTS

ML#:011500024-04 container [06]
Matrix: LQM-Soil
Percent Solids: 98.2 % Lab Filtered: No

Field Ident: SB-5 (0.5)
Preservative: None
Report Code: S6010B-RCRA7
Instrument : MET-ICP-01

Site Name: Site K
Date Collected:2015-01-13 13:55:00
SOP : MLME-0008, MLME-0005

Method: EPA 6010B RCRA7
Date Prepared:2015-01-20 18:22:00

Batch ID:012015CS1
Date Analyzed: 2015-01-22 20:20:45

CAS#	Parameter	Result	QUAL	Units	LOD(MDL)	LOQ(PQL)	DF|QF	Analyst
7439-92-1	Lead	**15**		mg/Kg dw	0.38	0.60	0.756	PSS
7440-22-4	Silver	0.15	U	mg/Kg dw	0.15	0.38	0.756	PSS
7440-38-2	Arsenic	**0.78**		mg/Kg dw	0.33	0.60	0.756	PSS
7440-39-3	Barium	**4.9**		mg/Kg dw	0.15	0.30	0.756	PSS
7440-43-9	Cadmium	0.15	U	mg/Kg dw	0.15	0.30	0.756	PSS
7440-47-3	Chromium (Total)	**2.1**		mg/Kg dw	0.30	0.60	0.756	PSS
7782-49-2	Selenium	0.38	U	mg/Kg dw	0.38	0.76	0.756	PSS

Millennium Laboratories Inc. - CERTIFICATE OF RESULTS

ML#:011500024-05 container [06]
Matrix: LQM-Soil
Percent Solids: 96.7 % Lab Filtered: No

Field Ident: SB-5 (2)
Preservative: None
Report Code: S6010B-RCRA7
Instrument : MET-ICP-01

Site Name: Site K
Date Collected:2015-01-13 13:55:00
SOP : MLME-0008, MLME-0005

Method: EPA 6010B RCRA7
Date Prepared:2015-01-20 18:22:00

Batch ID:012015CS1
Date Analyzed: 2015-01-22 20:31:56

CAS#	Parameter	Result	QUAL	Units	LOD(MDL)	LOQ(PQL)	DF|QF	Analyst
7439-92-1	Lead	**17**		mg/Kg dw	0.37	0.59	0.738	PSS
7440-22-4	Silver	0.15	U	mg/Kg dw	0.15	0.37	0.738	PSS
7440-38-2	Arsenic	**0.44**	**I**	mg/Kg dw	0.32	0.59	0.738	PSS
7440-39-3	Barium	**1.1**		mg/Kg dw	0.15	0.30	0.738	PSS
7440-43-9	Cadmium	0.15	U	mg/Kg dw	0.15	0.30	0.738	PSS
7440-47-3	Chromium (Total)	**0.96**		mg/Kg dw	0.30	0.59	0.738	PSS
7782-49-2	Selenium	0.37	U	mg/Kg dw	0.37	0.74	0.738	PSS

Millennium Laboratories Inc. - CERTIFICATE OF RESULTS

ML#:011500024-06 container [06]
Matrix: LQM-Soil
Percent Solids: 97.3 % Lab Filtered: No

Field Ident: SB-5 (4)
Preservative: None
Report Code: S6010B-RCRA7
Instrument : MET-ICP-01

Site Name: Site K
Date Collected:2015-01-13 13:55:00
SOP : MLME-0008, MLME-0005

Method: EPA 6010B RCRA7
Date Prepared:2015-01-20 18:22:00

Batch ID:012015CS1
Date Analyzed: 2015-01-22 18:40:50

CAS#	Parameter	Result	QUAL	Units	LOD(MDL)	LOQ(PQL)	DF|QF	Analyst
7439-92-1	Lead	**0.62**		mg/Kg dw	0.39	0.62	0.771	PSS
7440-22-4	Silver	0.15	U	mg/Kg dw	0.15	0.39	0.771	PSS
7440-38-2	Arsenic	**0.44**	**I**	mg/Kg dw	0.34	0.62	0.771	PSS
7440-39-3	Barium	**0.18**	**I**	mg/Kg dw	0.15	0.31	0.771	PSS
7440-43-9	Cadmium	0.15	U	mg/Kg dw	0.15	0.31	0.771	PSS
7440-47-3	Chromium (Total)	0.31	U	mg/Kg dw	0.31	0.62	0.771	PSS
7782-49-2	Selenium	0.39	U	mg/Kg dw	0.39	0.77	0.771	PSS

Millennium Laboratories Inc. - CERTIFICATE OF RESULTS

ML#:011500024-07 container [06]
Matrix: LQM-Soil
Percent Solids: 93.4 % Lab Filtered: No

Field Ident: SB-6 (0.5)
Preservative: None
Report Code: S6010B-RCRA7
Instrument : MET-ICP-01

Site Name: Site K
Date Collected:2015-01-13 14:30:00
SOP : MLME-0008, MLME-0005

Method: EPA 6010B RCRA7
Date Prepared:2015-01-20 18:22:00

Batch ID:012015CS1
Date Analyzed: 2015-01-22 20:41:12

CAS#	Parameter	Result	QUAL	Units	LOD(MDL)	LOQ(PQL)	DF|QF	Analyst
7439-92-1	Lead	**2.2**		mg/Kg dw	0.38	0.60	0.752	PSS
7440-22-4	Silver	0.15	U	mg/Kg dw	0.15	0.38	0.752	PSS
7440-38-2	Arsenic	**0.41**	**I**	mg/Kg dw	0.33	0.60	0.752	PSS
7440-39-3	Barium	**5.3**		mg/Kg dw	0.15	0.30	0.752	PSS
7440-43-9	Cadmium	0.15	U	mg/Kg dw	0.15	0.30	0.752	PSS
7440-47-3	Chromium (Total)	**1.1**		mg/Kg dw	0.30	0.60	0.752	PSS
7782-49-2	Selenium	0.38	U	mg/Kg dw	0.38	0.75	0.752	PSS

Millennium Laboratories Inc. - CERTIFICATE OF RESULTS

ML#:011500024-08 container [06]
Matrix: LQM-Soil
Percent Solids: 96.5 % Lab Filtered: No

Field Ident: SB-6 (2)
Preservative: None
Report Code: S6010B-RCRA7
Instrument : MET-ICP-01

Site Name: Site K
Date Collected:2015-01-13 14:30:00
SOP : MLME-0008, MLME-0005

Method: EPA 6010B RCRA7
Date Prepared:2015-01-20 18:22:00

Batch ID:012015CS1
Date Analyzed: 2015-01-22 20:50:58

CAS#	Parameter	Result	QUAL	Units	LOD(MDL)	LOQ(PQL)	DF|QF	Analyst
7439-92-1	Lead	**3.0**		mg/Kg dw	0.36	0.57	0.713	PSS
7440-22-4	Silver	0.14	U	mg/Kg dw	0.14	0.36	0.713	PSS
7440-38-2	Arsenic	0.31	U	mg/Kg dw	0.31	0.57	0.713	PSS
7440-39-3	Barium	**1.1**		mg/Kg dw	0.14	0.29	0.713	PSS
7440-43-9	Cadmium	0.14	U	mg/Kg dw	0.14	0.29	0.713	PSS
7440-47-3	Chromium (Total)	**0.52**	**I**	mg/Kg dw	0.29	0.57	0.713	PSS
7782-49-2	Selenium	**0.36**	**I**	mg/Kg dw	0.36	0.71	0.713	PSS

Millennium Laboratories Inc. - CERTIFICATE OF RESULTS

ML#:011500024-09 container [06]
Matrix: LQM-Soil
Percent Solids: 97.6 % Lab Filtered: No

Field Ident: SB-6 (4)
Preservative: None
Report Code: S6010B-RCRA7
Instrument : MET-ICP-01

Site Name: Site K
Date Collected:2015-01-13 14:30:00
SOP : MLME-0008, MLME-0005

Method: EPA 6010B RCRA7
Date Prepared:2015-01-20 18:22:00

Batch ID:012015CS1
Date Analyzed: 2015-01-22 19:02:47

CAS#	Parameter	Result	QUAL	Units	LOD(MDL)	LOQ(PQL)	DF|QF	Analyst
7439-92-1	Lead	0.36	U	mg/Kg dw	0.36	0.57	0.713	PSS
7440-22-4	Silver	0.14	U	mg/Kg dw	0.14	0.36	0.713	PSS
7440-38-2	Arsenic	0.31	U	mg/Kg dw	0.31	0.57	0.713	PSS
7440-39-3	Barium	0.14	U	mg/Kg dw	0.14	0.29	0.713	PSS
7440-43-9	Cadmium	0.14	U	mg/Kg dw	0.14	0.29	0.713	PSS
7440-47-3	Chromium (Total)	0.29	U	mg/Kg dw	0.29	0.57	0.713	PSS
7782-49-2	Selenium	0.36	U	mg/Kg dw	0.36	0.71	0.713	PSS

Millennium Laboratories Inc. - CERTIFICATE OF RESULTS

ML#:011500024-10 container [06]
Matrix: LQM-Soil
Percent Solids: 91.8 % Lab Filtered: No

Field Ident: SB-9 (0.5)
Preservative: None
Report Code: S6010B-RCRA7
Instrument : MET-ICP-01

Site Name: Site K
Date Collected:2015-01-13 13:10:00
SOP : MLME-0008, MLME-0005

Method: EPA 6010B RCRA7
Date Prepared:2015-01-20 18:22:00

Batch ID:012015CS1
Date Analyzed: 2015-01-22 20:59:44

CAS#	Parameter	Result	QUAL	Units	LOD(MDL)	LOQ(PQL)	DF|QF	Analyst
7439-92-1	Lead	**2.1**		mg/Kg dw	0.38	0.61	0.756	PSS
7440-22-4	Silver	0.15	U	mg/Kg dw	0.15	0.38	0.756	PSS
7440-38-2	Arsenic	**0.93**		mg/Kg dw	0.33	0.61	0.756	PSS
7440-39-3	Barium	**4.2**		mg/Kg dw	0.15	0.30	0.756	PSS
7440-43-9	Cadmium	0.15	U	mg/Kg dw	0.15	0.30	0.756	PSS
7440-47-3	Chromium (Total)	**2.6**		mg/Kg dw	0.30	0.61	0.756	PSS
7782-49-2	Selenium	0.38	U	mg/Kg dw	0.38	0.76	0.756	PSS

Millennium Laboratories Inc. - CERTIFICATE OF RESULTS

ML#:011500024
Matrix: LQM-Soil
Percent Solids: 100 % Lab Filtered: No

Field Ident: Lab Blank
Preservative: none
Report Code: S8260B
Instrument : VMA5973

Site Name:
Date Collected:
SOP : MLVM-0002

Method: EPA 8260B Volatile Organics
Date Prepared:

Batch ID:1S012615
Date Analyzed: 2015-01-26 22:09:00

CAS#	Parameter	Result	QUAL	Units	LOD(MDL)	LOQ(PQL)	DF|QF	Analyst
630-20-6	1,1,1,2-Tetrachloroethane	0.00026	U	mg/Kg dw	0.00026	0.0050	1.00	KC
71-55-6	1,1,1-Trichloroethane	0.00050	U	mg/Kg dw	0.00050	0.0050	1.00	KC
79-34-5	1,1,2,2-Tetrachloroethane	0.00039	U	mg/Kg dw	0.00039	0.0050	1.00	KC
79-00-5	1,1,2-Trichloroethane	0.00046	U	mg/Kg dw	0.00046	0.0050	1.00	KC
75-34-3	1,1-Dichloroethane	0.00037	U	mg/Kg dw	0.00037	0.0050	1.00	KC
75-35-4	1,1-Dichloroethene	0.00042	U	mg/Kg dw	0.00042	0.0050	1.00	KC
563-58-6	1,1-Dichloropropene	0.00062	U	mg/Kg dw	0.00062	0.0050	1.00	KC
87-61-6	1,2,3-Trichlorobenzene	0.0020	U	mg/Kg dw	0.0020	0.0050	1.00	KC
96-18-4	1,2,3-Trichloropropane	0.00039	U	mg/Kg dw	0.00039	0.0050	1.00	KC
120-82-1	1,2,4-Trichlorobenzene	0.0020	U	mg/Kg dw	0.0020	0.0050	1.00	KC
95-63-6	1,2,4-Trimethylbenzene	0.0020	U	mg/Kg dw	0.0020	0.0050	1.00	KC
96-12-8	1,2-Dibromo-3-Chloropropane	0.00079	U	mg/Kg dw	0.00079	0.0050	1.00	KC
106-93-4	1,2-Dibromoethane	0.00049	U	mg/Kg dw	0.00049	0.0050	1.00	KC
95-50-1	1,2-Dichlorobenzene	0.0020	U	mg/Kg dw	0.0020	0.0050	1.00	KC
107-06-2	1,2-Dichloroethane	0.00038	U	mg/Kg dw	0.00038	0.0050	1.00	KC
78-87-5	1,2-Dichloropropane	0.00040	U	mg/Kg dw	0.00040	0.0050	1.00	KC
108-67-8	1,3,5-Trimethylbenzene	0.00030	U	mg/Kg dw	0.00030	0.0050	1.00	KC
541-73-1	1,3-Dichlorobenzene	0.00069	U	mg/Kg dw	0.00069	0.0050	1.00	KC
142-28-9	1,3-Dichloropropane	0.00036	U	mg/Kg dw	0.00036	0.0050	1.00	KC
106-46-7	1,4-Dichlorobenzene	0.00075	U	mg/Kg dw	0.00075	0.0050	1.00	KC
594-20-7	2,2-Dichloropropane	0.00040	U	mg/Kg dw	0.00040	0.0050	1.00	KC
78-93-3	2-Butanone	0.020	U	mg/Kg dw	0.020	0.025	1.00	KC
110-75-8	2-Chloroethyl vinyl ether	0.0021	U	mg/Kg dw	0.0021	0.0050	1.00	KC
95-49-8	2-Chlorotoluene	0.00042	U	mg/Kg dw	0.00042	0.0050	1.00	KC
591-78-6	2-Hexanone	0.0021	U	mg/Kg dw	0.0021	0.025	1.00	KC
106-43-4	4-Chlorotoluene	0.00044	U	mg/Kg dw	0.00044	0.0050	1.00	KC
99-87-6	4-Isopropyltoluene	0.0020	U	mg/Kg dw	0.0020	0.0050	1.00	KC
108-10-1	4-Methyl-2-Pentanone	0.0013	U	mg/Kg dw	0.0013	0.025	1.00	KC
67-64-1	Acetone	0.030	U	mg/Kg dw	0.030	0.050	1.00	KC
75-05-8	Acetonitrile	0.055	U	mg/Kg dw	0.055	0.10	1.00	KC
71-43-2	Benzene	0.0015	U	mg/Kg dw	0.0015	0.0050	1.00	KC
108-86-1	Bromobenzene	0.00054	U	mg/Kg dw	0.00054	0.0050	1.00	KC
74-97-5	Bromochloromethane	0.00058	U	mg/Kg dw	0.00058	0.0050	1.00	KC
75-27-4	Bromodichloromethane	0.00036	U	mg/Kg dw	0.00036	0.0050	1.00	KC
75-25-2	Bromoform	0.00089	U	mg/Kg dw	0.00089	0.0050	1.00	KC
74-83-9	Bromomethane	0.0025	U	mg/Kg dw	0.0025	0.010	1.00	KC
75-15-0	Carbon Disulfide	0.0020	U	mg/Kg dw	0.0020	0.0050	1.00	KC
56-23-5	Carbon Tetrachloride	0.00037	U	mg/Kg dw	0.00037	0.0050	1.00	KC
108-90-7	Chlorobenzene	0.00043	U	mg/Kg dw	0.00043	0.0050	1.00	KC
75-00-3	Chloroethane	0.0016	U	mg/Kg dw	0.0016	0.010	1.00	KC
67-66-3	Chloroform	0.00050	U	mg/Kg dw	0.00050	0.0050	1.00	KC
74-87-3	Chloromethane	0.00047	U	mg/Kg dw	0.00047	0.010	1.00	KC
156-59-2	cis-1,2-Dichloroethene	0.00063	U	mg/Kg dw	0.00063	0.0050	1.00	KC
10061-01-5	cis-1,3-Dichloropropene	0.00058	U	mg/Kg dw	0.00058	0.0050	1.00	KC

Millennium Laboratories Inc. - CERTIFICATE OF RESULTS

CAS#	Parameter	Result	QUAL	Units	LOD(MDL)	LOQ(PQL)	DF|QF	Analyst
124-48-1	Dibromochloromethane	0.00051	U	mg/Kg dw	0.00051	0.0050	1.00	KC
74-95-3	Dibromomethane	0.00047	U	mg/Kg dw	0.00047	0.0050	1.00	KC
75-71-8	Dichlorodifluoromethane	0.0010	U	mg/Kg dw	0.0010	0.0050	1.00	KC
97-63-2	Ethyl methacrylate	0.0011	U	mg/Kg dw	0.0011	0.0050	1.00	KC
100-41-4	Ethylbenzene	0.00036	U	mg/Kg dw	0.00036	0.0050	1.00	KC
87-68-3	Hexachlorobutadiene	0.0011	U	mg/Kg dw	0.0011	0.0050	1.00	KC
74-88-4	Iodomethane	0.0020	U	mg/Kg dw	0.0020	0.010	1.00	KC
78-83-1	Isobutanol	0.10	U	mg/Kg dw	0.10	0.10	1.00	KC
98-82-8	Isopropylbenzene	0.00035	U	mg/Kg dw	0.00035	0.0050	1.00	KC
136777-61-2	m + p Xylene	0.0010	U	mg/Kg dw	0.0010	0.010	1.00	KC
80-62-6	Methyl methacrylate	0.0014	U	mg/Kg dw	0.0014	0.0050	1.00	KC
1634-04-4	Methyl tert-Butyl Ether	0.00041	U	mg/Kg dw	0.00041	0.050	1.00	KC
75-09-2	Methylene Chloride	0.020	U	mg/Kg dw	0.020	0.025	1.00	KC
104-51-8	n-Butylbenzene	0.0020	U	mg/Kg dw	0.0020	0.0050	1.00	KC
103-65-1	N-Propylbenzene	0.00048	U	mg/Kg dw	0.00048	0.0050	1.00	KC
91-20-3	Naphthalene	0.0050	U	mg/Kg dw	0.0050	0.010	1.00	KC
95-47-6	o-Xylene	0.00070	U	mg/Kg dw	0.00070	0.0050	1.00	KC
76-01-7	Pentachloroethane	0.0016	U	mg/Kg dw	0.0016	0.0050	1.00	KC
107-12-0	Propionitrile	0.051	U	mg/Kg dw	0.051	0.10	1.00	KC
135-98-8	sec-Butylbenzene	0.00040	U	mg/Kg dw	0.00040	0.0050	1.00	KC
100-42-5	Styrene	0.00035	U	mg/Kg dw	0.00035	0.0050	1.00	KC
98-06-6	tert-Butylbenzene	0.00054	U	mg/Kg dw	0.00054	0.0050	1.00	KC
127-18-4	Tetrachloroethene	0.00028	U	mg/Kg dw	0.00028	0.0050	1.00	KC
108-88-3	Toluene	0.0012	U	mg/Kg dw	0.0012	0.0050	1.00	KC
156-60-5	trans-1,2-Dichloroethene	0.00043	U	mg/Kg dw	0.00043	0.0050	1.00	KC
10061-02-6	trans-1,3-Dichloropropene	0.00047	U	mg/Kg dw	0.00047	0.0050	1.00	KC
110-57-6	trans-1,4-Dichloro-2-butene	0.0016	U	mg/Kg dw	0.0016	0.010	1.00	KC
79-01-6	Trichloroethene	0.0020	U	mg/Kg dw	0.0020	0.0050	1.00	KC
75-69-4	Trichlorofluoromethane	0.00059	U	mg/Kg dw	0.00059	0.0050	1.00	KC
108-05-4	Vinyl Acetate	0.0022	U	mg/Kg dw	0.0022	0.010	1.00	KC
75-01-4	Vinyl Chloride	0.00064	U	mg/Kg dw	0.00064	0.0050	1.00	KC

Surrogates

CAS#	Parameter	Result	Expect Value	QUAL	Recovery	Unit	Limits	Analyst
17060-07-0	1,2-Dichloroethane-d4	0.0350	0.0400		88	%	70 - 150	KC
460-00-4	p-Bromofluorobenzene	0.0335	0.0400		84	%	70 - 150	KC
2037-26-5	Toluene-d8	0.0363	0.0400		91	%	70 - 150	KC

Millennium Laboratories Inc. - CERTIFICATE OF RESULTS

ML#:011500024
Matrix: LQM-Soil
Percent Solids: 100 % Lab Filtered: No

Field Ident: Lab Blank
Preservative: none
Report Code: S8270C-LL
Instrument : SMB5973

Site Name:
Date Collected:
SOP : MLSM-0004 MLSM-0005

Method: EPA 8270C Low Level PAH
Date Prepared:2015-01-10 23:10:00

Batch ID:012315Q
Date Analyzed: 2015-01-26 22:04:00

CAS#	Parameter	Result	QUAL	Units	LOD(MDL)	LOQ(PQL)	DF|QF	Analyst
90-12-0	1-Methylnaphthalene	0.0051	U	mg/Kg dw	0.0051	0.033	1.00	TZ
91-57-6	2-Methylnaphthalene	0.0036	U	mg/Kg dw	0.0036	0.033	1.00	TZ
83-32-9	Acenaphthene	0.00068	U	mg/Kg dw	0.00068	0.033	1.00	TZ
208-96-8	Acenaphthylene	0.0013	U	mg/Kg dw	0.0013	0.033	1.00	TZ
120-12-7	Anthracene	0.00050	U	mg/Kg dw	0.00050	0.0067	1.00	TZ
56-55-3	Benz(a)Anthracene	0.0011	U	mg/Kg dw	0.0011	0.0067	1.00	TZ
50-32-8	Benzo(a)pyrene	0.0012	U	mg/Kg dw	0.0012	0.0067	1.00	TZ
205-99-2	Benzo(b)fluoranthene	0.0020	U	mg/Kg dw	0.0020	0.0067	1.00	TZ
191-24-2	Benzo(g,h,i)perylene	0.0036	U	mg/Kg dw	0.0036	0.017	1.00	TZ
207-08-9	Benzo(k)fluoranthene	0.0019	U	mg/Kg dw	0.0019	0.0067	1.00	TZ
218-01-9	Chrysene	0.0010	U	mg/Kg dw	0.0010	0.0067	1.00	TZ
53-70-3	Dibenz(a,h)Anthracene	0.0037	U	mg/Kg dw	0.0037	0.0067	1.00	TZ
206-44-0	Fluoranthene	0.0017	U	mg/Kg dw	0.0017	0.017	1.00	TZ
86-73-7	Fluorene	0.00083	U	mg/Kg dw	0.00083	0.017	1.00	TZ
193-39-5	Indeno(1,2,3-cd)pyrene	0.0024	U	mg/Kg dw	0.0024	0.0067	1.00	TZ
91-20-3	Naphthalene	0.00038	U	mg/Kg dw	0.00038	0.033	1.00	TZ
85-01-8	Phenanthrene	0.00077	U	mg/Kg dw	0.00077	0.0067	1.00	TZ
129-00-0	Pyrene	0.0042	U	mg/Kg dw	0.0042	0.017	1.00	TZ

Surrogates

CAS#	Parameter	Result	Expect Value	QUAL	Recovery	Unit	Limits	Analyst
321-60-8	2-Fluorobiphenyl	0.162	0.165		98	%	30 - 170	TZ
4165-60-0	Nitrobenzene-d5	0.125	0.165		76	%	30 - 170	TZ
1718-51-0	p-Terphenyl-d14	0.159	0.165		96	%	30 - 170	TZ

Millennium Laboratories Inc. - CERTIFICATE OF RESULTS

ML#:011500024
Matrix: LQM-Soil
Percent Solids: 100 % Lab Filtered: No

Field Ident: Lab Blank
Preservative: none
Report Code: S7471A-Hg
Instrument : MET-HG-01

Site Name:
Date Collected:
SOP : MLME-0011

Method: EPA 7471A Mercury (Hg)
Date Prepared:2015-01-27 17:10:00

Batch ID:012715HS1
Date Analyzed: 2015-01-28 16:26:00

CAS#	Parameter	Result	QUAL	Units	LOD(MDL)	LOQ(PQL)	DF|QF	Analyst
7439-97-6	Mercury	0.010	U	mg/Kg dw	0.010	0.020	1.00	PSS

Millennium Laboratories Inc. - CERTIFICATE OF RESULTS

ML#:011500024
Matrix: LQM-Soil
Percent Solids: 100 % Lab Filtered: No

Field Ident: Lab Blank
Preservative: none
Report Code: S6010B-RCRA7
Instrument : MET-ICP-01

Site Name:
Date Collected:
SOP : MLME-0008, MLME-0005

Method: EPA 6010B RCRA7
Date Prepared:2015-01-20 18:22:00

Batch ID:012015CS1
Date Analyzed: 2015-01-22 18:23:29

CAS#	Parameter	Result	QUAL	Units	LOD(MDL)	LOQ(PQL)	DF|QF	Analyst
7439-92-1	Lead	0.50	U	mg/Kg dw	0.50	0.80	1.00	PSS
7440-22-4	Silver	0.20	U	mg/Kg dw	0.20	0.50	1.00	PSS
7440-38-2	Arsenic	0.44	U	mg/Kg dw	0.44	0.80	1.00	PSS
7440-39-3	Barium	0.20	U	mg/Kg dw	0.20	0.40	1.00	PSS
7440-43-9	Cadmium	0.20	U	mg/Kg dw	0.20	0.40	1.00	PSS
7440-47-3	Chromium (Total)	0.40	U	mg/Kg dw	0.40	0.80	1.00	PSS
7782-49-2	Selenium	0.50	U	mg/Kg dw	0.50	1.0	1.00	PSS

Millennium Laboratories Inc. - CERTIFICATE OF RESULTS

ML #:011500024
Matrix: LQM-Soil
Percent Solids: 100 % Lab Filtered: No

Field Ident: LCS/LCSD
Preservative: none
Report Code: S8260B
Instrument : VMA5973

Site Name:
Date Collected:
SOP : MLVM-0002

Method: EPA 8260B Volatile Organics
Date Prepared:

Batch ID:1S012615
Date Analyzed: 2015-01-26 20:15:00

Laboratory Control Samples

Parameters	Spike Result	QUAL	LB Result	Expect Value	Units	Spike % Recovery	Spike %RPD	Accuracy Limit	Precision Limit
1,1-Dichloroethene	0.0570		0.000420U	0.0400	mg/Kg dw	142	10	62 - 161	28
1,1-Dichloroethene	0.0631		0.000420U	0.0400	mg/Kg dw	158		62 - 161	
Benzene	0.0401		0.00150U	0.0400	mg/Kg dw	100	5.5	65 - 150	21
Benzene	0.0424		0.00150U	0.0400	mg/Kg dw	106		65 - 150	
Chlorobenzene	0.0392		0.000430U	0.0400	mg/Kg dw	98	8.7	50 - 145	23
Chlorobenzene	0.0428		0.000430U	0.0400	mg/Kg dw	107		50 - 145	
Toluene	0.0387		0.00120U	0.0400	mg/Kg dw	97	7.0	66 - 155	21
Toluene	0.0415		0.00120U	0.0400	mg/Kg dw	104		66 - 155	
Trichloroethene	0.0388		0.00200U	0.0400	mg/Kg dw	97	7.6	69 - 170	23
Trichloroethene	0.0418		0.00200U	0.0400	mg/Kg dw	105		69 - 170	

Surrogates

CAS#	Parameter	Result	Expect Value	QUAL	Recovery	Unit	Limits	Analyst
17060-07-0	1,2-Dichloroethane-d4	0.0366	0.0400		92	%	70 - 150	KC
17060-07-0	1,2-Dichloroethane-d4	0.0369	0.0400		92	%	70 - 150	KC
460-00-4	p-Bromofluorobenzene	0.0372	0.0400		93	%	70 - 150	KC
460-00-4	p-Bromofluorobenzene	0.0384	0.0400		96	%	70 - 150	KC
2037-26-5	Toluene-d8	0.0398	0.0400		99	%	70 - 150	KC
2037-26-5	Toluene-d8	0.0403	0.0400		101	%	70 - 150	KC

Millennium Laboratories Inc. - CERTIFICATE OF RESULTS

ML #:011500024
Matrix: LQM-Soil
Percent Solids: 100 % Lab Filtered: No
Field Ident: LCS/LCSD
Preservative: none
Report Code: S8270C-LL
Instrument : SMB5973
Site Name:
Date Collected:
SOP : MLSM-0004 MLSM-0005
Method: EPA 8270C Low Level PAH
Date Prepared:2015-01-10 23:10:00
Batch ID:012315Q
Date Analyzed: 2015-01-26 22:35:00

Laboratory Control Samples

Parameters	Spike Result	QUAL	LB Result	Expect Value	Units	Spike % Recovery	Spike %RPD	Accuracy Limit	Precision Limit
1-Methylnaphthalene	0.151		0.00510U	0.165	mg/Kg dw	91	0.92	50 - 150	30
1-Methylnaphthalene	0.149		0.00510U	0.165	mg/Kg dw	91		50 - 150	
2-Methylnaphthalene	0.127		0.00360U	0.165	mg/Kg dw	77	2.6	50 - 150	30
2-Methylnaphthalene	0.124		0.00360U	0.165	mg/Kg dw	75		50 - 150	
Acenaphthene	0.134		0.000680U	0.165	mg/Kg dw	81	0.89	50 - 150	30
Acenaphthene	0.135		0.000680U	0.165	mg/Kg dw	82		50 - 150	
Acenaphthylene	0.145		0.00130U	0.165	mg/Kg dw	88	1.3	50 - 150	30
Acenaphthylene	0.147		0.00130U	0.165	mg/Kg dw	89		50 - 150	
Anthracene	0.153		0.000500U	0.165	mg/Kg dw	92	0.68	50 - 150	30
Anthracene	0.154		0.000500U	0.165	mg/Kg dw	93		50 - 150	
Benz(a)Anthracene	0.149		0.00110U	0.165	mg/Kg dw	90	3.8	50 - 150	30
Benz(a)Anthracene	0.143		0.00110U	0.165	mg/Kg dw	87		50 - 150	
Benzo(a)pyrene	0.160		0.00120U	0.165	mg/Kg dw	97	1.2	50 - 150	30
Benzo(a)pyrene	0.162		0.00120U	0.165	mg/Kg dw	98		50 - 150	
Benzo(b)fluoranthene	0.121		0.00200U	0.165	mg/Kg dw	73	5.9	50 - 150	30
Benzo(b)fluoranthene	0.114		0.00200U	0.165	mg/Kg dw	69		50 - 150	
Benzo(g,h,i)perylene	0.161		0.00360U	0.165	mg/Kg dw	98	3.9	50 - 150	30
Benzo(g,h,i)perylene	0.155		0.00360U	0.165	mg/Kg dw	94		50 - 150	
Benzo(k)fluoranthene	0.141		0.00190U	0.165	mg/Kg dw	86	6.1	50 - 150	30
Benzo(k)fluoranthene	0.150		0.00190U	0.165	mg/Kg dw	91		50 - 150	
Chrysene	0.161		0.00100U	0.165	mg/Kg dw	98	0.60	50 - 150	30
Chrysene	0.162		0.00100U	0.165	mg/Kg dw	98		50 - 150	
Dibenz(a,h)Anthracene	0.161		0.00370U	0.165	mg/Kg dw	97	8.3	50 - 150	30
Dibenz(a,h)Anthracene	0.148		0.00370U	0.165	mg/Kg dw	90		50 - 150	
Fluoranthene	0.106		0.00170U	0.165	mg/Kg dw	64	1.1	50 - 150	30
Fluoranthene	0.107		0.00170U	0.165	mg/Kg dw	65		50 - 150	
Fluorene	0.152		0.000830U	0.165	mg/Kg dw	92	2.6	50 - 150	30
Fluorene	0.156		0.000830U	0.165	mg/Kg dw	94		50 - 150	
Indeno(1,2,3-cd)pyrene	0.160		0.00240U	0.165	mg/Kg dw	97	0.73	50 - 150	30
Indeno(1,2,3-cd)pyrene	0.159		0.00240U	0.165	mg/Kg dw	97		50 - 150	
Naphthalene	0.141		0.000380U	0.165	mg/Kg dw	86	1.2	50 - 150	30
Naphthalene	0.140		0.000380U	0.165	mg/Kg dw	85		50 - 150	
Phenanthrene	0.133		0.000770U	0.165	mg/Kg dw	80	4.7	50 - 150	30
Phenanthrene	0.139		0.000770U	0.165	mg/Kg dw	84		50 - 150	
Pyrene	0.152		0.00420U	0.165	mg/Kg dw	92	2.9	50 - 150	30
Pyrene	0.156		0.00420U	0.165	mg/Kg dw	95		50 - 150	

Surrogates

CAS#	Parameter	Result	Expect Value	QUAL	Recovery	Unit	Limits	Analyst
321-60-8	2-Fluorobiphenyl	0.162	0.165		98	%	30 - 170	TZ
321-60-8	2-Fluorobiphenyl	0.146	0.165		89	%	30 - 170	TZ

Surrogates

CAS#	Parameter	Result	Expect Value	QUAL	Recovery	Unit	Limits	Analyst
4165-60-0	Nitrobenzene-d5	0.123	0.165		74	%	30 - 170	TZ
4165-60-0	Nitrobenzene-d5	0.119	0.165		72	%	30 - 170	TZ
1718-51-0	p-Terphenyl-d14	0.158	0.165		96	%	30 - 170	TZ
1718-51-0	p-Terphenyl-d14	0.155	0.165		94	%	30 - 170	TZ

Millennium Laboratories Inc. - CERTIFICATE OF RESULTS

ML #:011500024
Matrix: LQM-Soil
Percent Solids: 100 % Lab Filtered: No
Field Ident: LCS/LCSD
Preservative: none
Report Code: S7471A-Hg
Instrument : MET-HG-01
Site Name:
Date Collected:
SOP : MLME-0011
Method: EPA 7471A Mercury (Hg)
Date Prepared:2015-01-27 17:10:00
Batch ID:012715HS1
Date Analyzed: 2015-01-28 16:26:00

Laboratory Control Samples

Parameters	Spike Result	QUAL	LB Result	Expect Value	Units	Spike % Recovery	Spike %RPD	Accuracy Limit	Precision Limit
Mercury	0.525		0.0100U	0.500	mg/Kg dw	105	2.1	90 - 110	10
Mercury	0.514		0.0100U	0.500	mg/Kg dw	103		90 - 110	

Millennium Laboratories Inc. - CERTIFICATE OF RESULTS

ML #:011500024
Matrix: LQM-Soil
Percent Solids: 100 % Lab Filtered: No

Field Ident: LCS/LCSD
Preservative: none
Report Code: S6010B-RCRA7
Instrument : MET-ICP-01

Site Name:
Date Collected:
SOP : MLME-0008, MLME-0005

Method: EPA 6010B RCRA7
Date Prepared:2015-01-20 18:22:00

Batch ID:012015CS1
Date Analyzed: 2015-01-22 18:28:51

Laboratory Control Samples

Parameters	Spike Result	QUAL	LB Result	Expect Value	Units	Spike % Recovery	Spike %RPD	Accuracy Limit	Precision Limit
Lead	36.4		0.500U	40.0	mg/Kg dw	91	0.49	80 - 120	20
Lead	36.6		0.500U	40.0	mg/Kg dw	91		80 - 120	
Silver	19.3		0.200U	20.0	mg/Kg dw	97	1.5	80 - 120	20
Silver	19.0		0.200U	20.0	mg/Kg dw	95		80 - 120	
Arsenic	38.5		0.440U	40.0	mg/Kg dw	96	1.5	80 - 120	20
Arsenic	39.1		0.440U	40.0	mg/Kg dw	98		80 - 120	
Barium	18.9		0.200U	20.0	mg/Kg dw	94	0.37	80 - 120	20
Barium	18.9		0.200U	20.0	mg/Kg dw	95		80 - 120	
Cadmium	19.3		0.200U	20.0	mg/Kg dw	96	1.3	80 - 120	20
Cadmium	19.0		0.200U	20.0	mg/Kg dw	95		80 - 120	
Chromium (Total)	19.4		0.400U	20.0	mg/Kg dw	97	0.00	80 - 120	20
Chromium (Total)	19.4		0.400U	20.0	mg/Kg dw	97		80 - 120	
Selenium	74.2		0.500U	80.0	mg/Kg dw	93	0.16	80 - 120	20
Selenium	74.3		0.500U	80.0	mg/Kg dw	93		80 - 120	

Millennium Laboratories Inc. - CERTIFICATE OF RESULTS

ML #:011500024[011500024--0905] Field Ident: MS/MSD Site Name:
Matrix: LQM-Soil Preservative: None Date Collected:2015-01-13 14:30:00
Percent Solids: 97.65 % Lab Filtered: No Report Code: S8270C-LL SOP : MLSM-0004 MLSM-0005
Instrument : SMB5973
Method: EPA 8270C Low Level PAH Batch ID:012315Q
Date Prepared:2015-01-10 23:10:00 Date Analyzed: 2015-01-27 00:10:00

Matrix Spike Samples

Parameters	Spike Result	QUAL	Parent Result	Expect Value	Units	Spike % Recovery	Spike %RPD	Accuracy Limit	Precision Limit
1-Methylnaphthalene	0.144		0.00520U	0.169	mg/Kg dw	85	1.6	50 - 150	30
1-Methylnaphthalene	0.142		0.00520U	0.169	mg/Kg dw	84		50 - 150	
2-Methylnaphthalene	0.119		0.00367U	0.169	mg/Kg dw	71	0.28	50 - 150	30
2-Methylnaphthalene	0.120		0.00367U	0.169	mg/Kg dw	71		50 - 150	
Acenaphthene	0.128		0.000694U	0.169	mg/Kg dw	75	1.4	50 - 150	30
Acenaphthene	0.129		0.000694U	0.169	mg/Kg dw	77		50 - 150	
Acenaphthylene	0.138		0.00133U	0.169	mg/Kg dw	81	0.59	50 - 150	30
Acenaphthylene	0.138		0.00133U	0.169	mg/Kg dw	82		50 - 150	
Anthracene	0.154		0.000510U	0.169	mg/Kg dw	91	3.8	50 - 150	30
Anthracene	0.148		0.000510U	0.169	mg/Kg dw	88		50 - 150	
Benz(a)Anthracene	0.132		0.00112U	0.169	mg/Kg dw	78	4.5	50 - 150	30
Benz(a)Anthracene	0.138		0.00112U	0.169	mg/Kg dw	81		50 - 150	
Benzo(a)pyrene	0.151		0.00122U	0.169	mg/Kg dw	89	3.5	50 - 150	30
Benzo(a)pyrene	0.156		0.00122U	0.169	mg/Kg dw	92		50 - 150	
Benzo(b)fluoranthene	0.144		0.00204U	0.169	mg/Kg dw	85	7.6	50 - 150	30
Benzo(b)fluoranthene	0.156		0.00204U	0.169	mg/Kg dw	92		50 - 150	
Benzo(g,h,i)perylene	0.152		0.00367U	0.169	mg/Kg dw	90	7.3	50 - 150	30
Benzo(g,h,i)perylene	0.163		0.00367U	0.169	mg/Kg dw	97		50 - 150	
Benzo(k)fluoranthene	0.143		0.00194U	0.169	mg/Kg dw	85	4.6	50 - 150	30
Benzo(k)fluoranthene	0.150		0.00194U	0.169	mg/Kg dw	89		50 - 150	
Chrysene	0.153		0.00102U	0.169	mg/Kg dw	91	0.59	50 - 150	30
Chrysene	0.154		0.00102U	0.169	mg/Kg dw	91		50 - 150	
Dibenz(a,h)Anthracene	0.154		0.00377U	0.169	mg/Kg dw	91	8.5	50 - 150	30
Dibenz(a,h)Anthracene	0.142		0.00377U	0.169	mg/Kg dw	84		50 - 150	
Fluoranthene	0.108		0.00173U	0.169	mg/Kg dw	64	2.1	50 - 150	30
Fluoranthene	0.110		0.00173U	0.169	mg/Kg dw	65		50 - 150	
Fluorene	0.145		0.000847U	0.169	mg/Kg dw	86	0.50	50 - 150	30
Fluorene	0.146		0.000847U	0.169	mg/Kg dw	87		50 - 150	
Indeno(1,2,3-cd)pyrene	0.147		0.00245U	0.169	mg/Kg dw	87	2.5	50 - 150	30
Indeno(1,2,3-cd)pyrene	0.144		0.00245U	0.169	mg/Kg dw	85		50 - 150	
Naphthalene	0.131		0.000388U	0.169	mg/Kg dw	78	0.18	50 - 150	30
Naphthalene	0.131		0.000388U	0.169	mg/Kg dw	78		50 - 150	
Phenanthrene	0.137		0.000785U	0.169	mg/Kg dw	81	3.7	50 - 150	30
Phenanthrene	0.132		0.000785U	0.169	mg/Kg dw	78		50 - 150	
Pyrene	0.144		0.00428U	0.169	mg/Kg dw	85	3.1	50 - 150	30
Pyrene	0.149		0.00428U	0.169	mg/Kg dw	88		50 - 150	

Surrogates

CAS#	Parameter	Result	Expect Value	QUAL	Recovery	Unit	Limits	Analyst
321-60-8	2-Fluorobiphenyl	0.143	0.165		87	%	30 - 170	TZ
321-60-8	2-Fluorobiphenyl	0.146	0.165		89	%	30 - 170	TZ

Millennium Laboratories Inc. - CERTIFICATE OF RESULTS

Surrogates

CAS#	Parameter	Result	Expect Value	QUAL	Recovery	Unit	Limits	Analyst
4165-60-0	Nitrobenzene-d5	0.102	0.165		62	%	30 - 170	TZ
4165-60-0	Nitrobenzene-d5	0.104	0.165		63	%	30 - 170	TZ
1718-51-0	p-Terphenyl-d14	0.163	0.165		99	%	30 - 170	TZ
1718-51-0	p-Terphenyl-d14	0.170	0.165		103	%	30 - 170	TZ

Millennium Laboratories Inc. - CERTIFICATE OF RESULTS

ML #:011500024[011500027--1006] Field Ident: MS/MSD Site Name:
Matrix: LQM-Soil Preservative: None Date Collected:2015-01-13 10:55:00
Percent Solids: 97.73 % Lab Filtered: No Report Code: S7471A-Hg SOP : MLME-0011
Instrument : MET-HG-01
Method: EPA 7471A Mercury (Hg) Batch ID:012715HS1
Date Prepared:2015-01-27 17:10:00 Date Analyzed: 2015-01-28 16:26:00

Matrix Spike Samples

Parameters	Spike Result	QUAL	Parent Result	Expect Value	Units	Spike % Recovery	Spike %RPD	Accuracy Limit	Precision Limit
Mercury	0.434		0.00820U	0.410	mg/Kg dw	106	1.6	85 - 115	10
Mercury	0.427		0.00820U	0.410	mg/Kg dw	104		85 - 115	

Millennium Laboratories Inc. - CERTIFICATE OF RESULTS

ML #:011500024[011500024--0906] Field Ident: MS/MSD Site Name:
Matrix: LQM-Soil Preservative: None Date Collected:2015-01-13 14:30:00
Percent Solids: 97.65 % Lab Filtered: No Report Code: S7471A-Hg SOP : MLME-0011
Instrument : MET-HG-01
Method: EPA 7471A Mercury (Hg) Batch ID:012715HS1
Date Prepared:2015-01-27 17:10:00 Date Analyzed: 2015-01-28 16:26:00

Matrix Spike Samples

Parameters	Spike Result	QUAL	Parent Result	Expect Value	Units	Spike % Recovery	Spike %RPD	Accuracy Limit	Precision Limit
Mercury	0.365		0.0100I	0.361	mg/Kg dw	98	5.6	85 - 115	10
Mercury	0.345		0.0100I	0.361	mg/Kg dw	93		85 - 115	

Millennium Laboratories Inc. - CERTIFICATE OF RESULTS

ML #:011500024[011500024--0606] Field Ident: MS/MSD Site Name:
Matrix: LQM-Soil Preservative: None Date Collected:2015-01-13 13:55:00
Percent Solids: 97.29 % Lab Filtered: No Report Code: S6010B-RCRA7 SOP : MLME-0008, MLME-0005
Instrument : MET-ICP-01
Method: EPA 6010B RCRA7 Batch ID:012015CS1
Date Prepared:2015-01-20 18:22:00 Date Analyzed: 2015-01-22 18:47:59

Matrix Spike Samples

Parameters	Spike Result	QUAL	Parent Result	Expect Value	Units	Spike % Recovery	Spike %RPD	Accuracy Limit	Precision Limit
Lead	29.0		0.622	30.8	mg/Kg dw	92	0.93	75 - 125	20
Lead	28.8		0.622	30.8	mg/Kg dw	91		75 - 125	
Silver	14.9		0.154U	15.4	mg/Kg dw	97	0.34	75 - 125	20
Silver	14.9		0.154U	15.4	mg/Kg dw	97		75 - 125	
Arsenic	29.6		0.442I	30.8	mg/Kg dw	95	1.2	75 - 125	20
Arsenic	29.2		0.442I	30.8	mg/Kg dw	93		75 - 125	
Barium	15.0		0.182I	15.4	mg/Kg dw	96	1.6	75 - 125	20
Barium	14.7		0.182I	15.4	mg/Kg dw	94		75 - 125	
Cadmium	14.9		0.154U	15.4	mg/Kg dw	97	1.0	75 - 125	20
Cadmium	14.8		0.154U	15.4	mg/Kg dw	96		75 - 125	
Chromium (Total)	15.1		0.308U	15.4	mg/Kg dw	98	0.20	75 - 125	20
Chromium (Total)	15.2		0.308U	15.4	mg/Kg dw	99		75 - 125	
Selenium	58.1		0.385U	61.6	mg/Kg dw	94	1.2	75 - 125	20
Selenium	57.4		0.385U	61.6	mg/Kg dw	93		75 - 125	

Millennium Laboratories Inc. - CERTIFICATE OF RESULTS

ML #:011500024[011500024--0906] Field Ident: MS/MSD Site Name:
Matrix: LQM-Soil Preservative: None Date Collected:2015-01-13 14:30:00
Percent Solids: 97.65 % Lab Filtered: No Report Code: S6010B-RCRA7 SOP : MLME-0008, MLME-0005
Instrument : MET-ICP-01
Method: EPA 6010B RCRA7 Batch ID:012015CS1
Date Prepared:2015-01-20 18:22:00 Date Analyzed: 2015-01-22 19:08:31

Matrix Spike Samples

Parameters	Spike Result	QUAL	Parent Result	Expect Value	Units	Spike % Recovery	Spike %RPD	Accuracy Limit	Precision Limit
Lead	26.0		0.356U	28.5	mg/Kg dw	91	1.3	75 - 125	20
Lead	26.4		0.356U	28.5	mg/Kg dw	92		75 - 125	
Silver	13.6		0.143U	14.3	mg/Kg dw	95	3.0	75 - 125	20
Silver	14.0		0.143U	14.3	mg/Kg dw	98		75 - 125	
Arsenic	27.5		0.314U	28.5	mg/Kg dw	96	1.6	75 - 125	20
Arsenic	27.9		0.314U	28.5	mg/Kg dw	98		75 - 125	
Barium	13.8		0.143U	14.3	mg/Kg dw	97	1.7	75 - 125	20
Barium	14.0		0.143U	14.3	mg/Kg dw	98		75 - 125	
Cadmium	13.8		0.143U	14.3	mg/Kg dw	97	1.4	75 - 125	20
Cadmium	14.0		0.143U	14.3	mg/Kg dw	98		75 - 125	
Chromium (Total)	13.8		0.285U	14.3	mg/Kg dw	97	0.58	75 - 125	20
Chromium (Total)	13.9		0.285U	14.3	mg/Kg dw	97		75 - 125	
Selenium	52.5		0.356U	57.1	mg/Kg dw	92	1.7	75 - 125	20
Selenium	53.4		0.356U	57.1	mg/Kg dw	94		75 - 125	

Data Flag Summary and Definitions of Qualifiers

A =	Result reported is the mean (average) of 2 or more discrete and separate determinations.
D =	Surrogate or matrix spike diluted out.
I =	The reported value is between the laboratory limit of detection (LOD) and the laboratory limit of quantitation(LOQ).
J =	Estimated value - may not be accurate. Use of this code requires justification as follows:
	1. Exceedance of surrogate recovery limits.
	2. Existence of no quality control criteria for a component.
	3. Failure to meet established precision and accuracy criteria.
	4. Matrix interference.
	5. Questionable data due to improper field or lab protocols.
	"J" values are exclusive and are not used in conjunction with other codes.
K =	Indicates off scale low and the actual value is known to be less than the value listed. Used if the value is less than the lowest calibration standard when the calibration curve is known to be non-linear. Can also be used if the actual value is known to be less than the reported value based on sample size or dilution.
L =	Off-scale high and the actual value is known to be greater than the reported value. Used when the sample concentration of the analyte exceeds the linear range or highest calibration standard and the calibration curve is known to exhibit a negative deflection.
M =	To be used for chemical analysis: the presence of the analyte is verified but not quantified and the actual value is less than the value reported.
N =	Presumptive evidence of presence of compound. To be used when the compound has been determined by TIC (Mass spectral library search) or if presence of the compound cannot be confirmed using alternate procedures.
O =	Indicates that the analysis was lost or not performed.
P =	The concentration determined by the second column confirmation exceeded 40%D. The presence/absence of the compound can not be confirmed by GC/MS due to the low concentration. However, in the analyst's opinion, the compound is present in the sample and affected by matrix interference on one GC column. The concentration most appropriate to the sample matrix has been reported.
Q =	Indicates that the sample was prepared or analyzed after the holding time had expired.
S =	Analyte presence/absence has been determined using a historical relative retention time and mass spectral library search. If the analyte was determined to be absent, it is reported as the PQL qualified with a U. If the analyte was determined to be present, the estimated concentration is determined using a historical calibration factor.
T =	Reported value is less than the laboratory limit of detection (LOD). The value is reported for informational purposes only and is not used in statistical analysis.
U =	Indicates that a specific compound was analyzed for but not detected. The reported value shall be the laboratory limit of detection (LOD).
V =	Indicates blank contamination (i.e. the compound was detected in the sample and the associated method blanks).
X =	The spiking solution was inadvertently omitted during the extraction procedure.
Y =	Laboratory analysis was performed on sample that was unpreserved or improperly preserved; therefore, the data may be inaccurate.
? =	Indicates that the data should not be used since some or all of the quality control data for the analyte fall outside limits and the presence or absence of the analyte cannot be determined from the data.
* =	Analysis was not performed due to interference.
NS =	Not spiked - Surrogate or spike solution was inadvertently omitted.
Hierarchy = ? *,O Y V K L M I U T A N Q J S P X.	

Abbreviation Definitions and Acronyms

%REC = Percent Recovery %RPD = Relative Percent Difference DL= Dilution1 DD= Dilution2 TD = Dilution3 QD = Dilution4
DUP = Duplicate LCS/LCSD = Laboratory Control Spike/Duplicate MS/MSD = Matrix Spike/Duplicate QUAL = Qualifier
DF|QF = Dilution|Quantitation Factor LOQ [PQL] = Practical Quantitation Limit
LOD [MDL] = Limit Of Detection/Method Detection Limit. The minimum concentration of an analyte of interest that can be measured and reported with 99 % confidence that the analyte concentration is greater than zero. The LOD for an analyte is determined from the preparation and analysis of a sample in a given matrix containing the analyte. LODs have been determined following the procedure specified in "New and Alternative Analytical Laboratory Methods", DEP-QA-001/01 (September 1, 2003) which is incorporated by reference in Rule 62-160.800, F.A.C., unless otherwise specified by a mandated test method for which the laboratory is certified.
HCL(1:1)=Hydrochloric Acid HNO3(1:1)=Nitric Acid H2SO4(1:1)=Sulfuric Acid Na2S2O3=Sodium Thiosulfate HgCl2=Mercuric Chloride
MCA=Monochloroacetic Acid

Subcontracted Laboratory Certification Information

No Subcontracted Laboratories were used for these samples.

END CERTIFICATE OF RESULTS

CHAIN OF CUSTODY RECORD / ANALYSIS REQUEST FORM

11715

MILLENNIUM LABORATORIES, INC.

MILLENNIUM LABORATORIES INC

12721 RACE TRACK RD., TAMPA, FL 33626

813 925-3871 VOICE 813 925-3872 FAX

PROJECT NAME	PROJECT NO.	PROJECT LOCATION (STATE)
Sitek		FL
SAMPLERS SIGNATURE	P.O. NUMBER	
[signature]		
CLIENT CONTACT	CLIENT PHONE	CLIENT FAX
Kimley Horn	904-828-3900	
CLIENT NAME	CLIENT EMAIL	
Kimley-Horn	Leah.zihlman@kimley-Horn.com	
CLIENT ADDRESS		
Jacksonville, FL 32258		

MATRIX TYPE: COMPOSITE (C) OR GRAB (G) INDICATE; AQUEOUS (WATER); SOLID OR SEMISOLID; AIR; NONAQUEOUS LIQUID (OIL, SOLVENT)

REQUIRED ANALYSIS: 8260 (Full); 8270 (PAH); 8RCRA

PRESERVATIVE

PAGE | OF

STANDARD REPORT DELIVERY ⊗

DATE DUE

EXPEDITED REPORT DELIVERY (SURCHARGE) ○

DATE DUE

NUMBER OF COOLERS SUBMITTED PER SHIPMENT:

	SAMPLE DATE	SAMPLE TIME	SAMPLE IDENTIFICATION	MATRIX	NUMBER OF CONTAINERS SUBMITTED	REMARKS
1	1/13/14	3:35	SB-4 (0.5)	C / SOLID	X X X	
		3:35	SB-4 (2)		X X X	
		3:35	SB-4 (4)		X X X	
4		1:55	SB-5 (0.5)		X X X	
		1:55	SB-5 (2)		X X X	
		1:55	SB-5 (4)		X X X	
7		2:30	SB-10 (0.5)		X X X	
		2:30	SB-10 (2)		X X X	
		2:30	SB-10 (4)		X X X	
10	✓	1:10	SB-9 (0.5)		X X X	

RELINQUISHED BY: (SIGNATURE)	DATE	TIME	RELINQUISHED BY: (SIGNATURE)	DATE	TIME	RELINQUISHED BY: (SIGNATURE)	DATE	TIME
Kathy Shaffield	1/9/15	1500						
RECEIVED BY: (SIGNATURE)	DATE	TIME	RECEIVED BY: (SIGNATURE)	DATE	TIME	RECEIVED BY: (SIGNATURE)	DATE	TIME
EMPTY CONTAINERS								

INTERNAL LABORATORY USE ONLY

RECEIVED FOR LABORATORY BY: (SIGNATURE)	DATE	TIME	CUSTODY INTACT	LOG NO.	LABORATORY REMARKS:
[signature]	1-16-15	10:26	YES ⊗ NO ○	01500024	5°

Original - Return to Laboratory with Sample(s)

City of Fort Lauderdale
Bid 12139-983

Millennium Laboratories Inc.
12721 Race Track Road
Tampa, FL 33626-1314
Voice Phone: (813) 925-3871
Fax Phone: (813) 925-3872
Email: ksheffield@mlabs-fl.com

Florida Department of Health Certification Number E84899 Expires: July 01, 2015

CERTIFICATE OF RESULTS

TRACKING Number:2602.0 DATE OF ISSUE:2015-01-30 18:53:07

Client Project ID: Site K
Lab Project ID: 011500025

This Certificate of Results is provided for:
Ms. Leah Zihlman
Kimley-Horn and Associates
12740 Gran Bay Parkway, Suite 2350
Jacksonville, Florida 32258
904-828-3900

Kathy Sheffield - Lab Director/Project-Mgr.



Kathy Sheffield - CIO - QAQC



This Certificate of Results meets all the requirements of 2003-NELAC Specifications unless otherwise specified within this report. This Certificate shall not be reproduced except in full, without the written consent of Millennium Laboratories. This Certificate of Results relates only to items tested or to the samples as received by Millennium Laboratories Inc. The estimated uncertainty of these test results is based on statistics that can be furnished upon request. If you have obtained possession of this Certificate of Results and you are not the intended recipient, as indicated above, please preserve the confidential nature of this report and notify Millennium Laboratories using the contact information above. Millennium Laboratories retains ownership of this document until properly delivered to the intended recipient.

Case Narrative - Observations, Opinions and Interpretations

Eight soil samples were received on January 16, 2015 in good condition. The sample cooler temperature was 5ºC upon receipt, with wet ice present. The samples were analyzed for volatile organics by EPA Method 8260, Low-Level PAHs by EPA Method 8270, and RCRA metals by EPA Method 6010/7471. Laboratory SOPs MLVM-0002, MLSM-0004, MLSM-0005, MLME-0005, and MLME-0011 were used for the analyses.

EPA Method 8260 - Matrix spikes were not analyzed for this method due to an instrument failure. However, the recoveries of the lab control spikes were within established limits.

No additional QA/QC issues were encountered. All spikes and surrogates were recovered within established limits, except as noted above. All method-specified holding times were met.

Please contact Kathy Sheffield at (813) 925-3871 or ksheffield@mlabs-fl.com if you have any questions or require additional information.

The client`s chain of custody form and the invoice have been attached to the laboratory`s Certificate of Results.

Sample Information:		
ML Sample Number:	**Client Sample ID:**	**Date Collected:**
011500025-01	SB-2 (2)	2015-01-13 14:40:00
011500025-02	SB-2 (4)	2015-01-13 14:40:00
011500025-03	SB-3 (0.5)	2015-01-13 15:00:00
011500025-04	SB-3 (4)	2015-01-13 15:00:00
011500025-05	SB-1 (4)	2015-01-13 15:50:00
011500025-06	SB-9 (4)	2015-01-13 13:10:00
011500025-07	SB-3 (2)	2015-01-13 15:00:00
011500025-08	SB-1 (0.5)	2015-01-13 13:50:00

Matrix Spike Information:			
Analysis Performed:	**Identifier MS/MSD:**	**ML Sample # MS/MSD:**	**ML Batch ID:**
S8270C-LL	Batch	011500023--0305	012115Q
S7471A-Hg	SB-2 (2)	011500025--0106	012315HS1
S7471A-Hg	Batch	011500023--0306	012315HS1
S6010B-RCRA7	Batch	011500024--0606	012015CS1
S6010B-RCRA7	Batch	011500024--0906	012015CS1

Millennium Laboratories Inc. - CERTIFICATE OF RESULTS

Solids Determination

Analytical Test: % Solids | **Method: SOP MLEX-0005 based on method 2540G**

Batch ID	MLI #	Sample ID	Result	Units	LOD(MDL)	Date/Time Analyzed	Analyst
011615PS1	011500025--01	SB-2 (2)	**96.9**	%	0.10	2015-01-16 14:35:00	AA
011615PS1	011500025--02	SB-2 (4)	**97.2**	%	0.10	2015-01-16 14:35:00	AA
011615PS1	011500025--03	SB-3 (0.5)	**94.5**	%	0.10	2015-01-16 14:35:00	AA
011615PS1	011500025--04	SB-3 (4)	**97.6**	%	0.10	2015-01-16 14:35:00	AA
011615PS1	011500025--05	SB-1 (4)	**98.3**	%	0.10	2015-01-16 14:35:00	AA
011615PS1	011500025--06	SB-9 (4)	**95.1**	%	0.10	2015-01-16 14:35:00	AA
011615PS1	011500025--07	SB-3 (2)	**89.2**	%	0.10	2015-01-16 14:35:00	AA
011615PS1	011500025--08	SB-1 (0.5)	**82.8**	%	0.10	2015-01-16 14:35:00	AA

Laboratory Duplicates

Batch ID	MLI #	Sample ID	Result	Units	% RPD	Precision Limit
011615PS1	011500023--01	Batch	**92.3**	%	0.011	10
011615PS1	011500023QC01	Batch	**92.3**	%		

Millennium Laboratories Inc. - CERTIFICATE OF RESULTS

ML#:011500025-01 container [01] Field Ident: SB-2 (2) Site Name: Site K
Matrix: LQM-Soil Preservative: None Date Collected:2015-01-13 14:40:00
Percent Solids: 96.9 % Lab Filtered: No Report Code: S8260B SOP : MLVM-0002
Instrument : VMA5973
Method: EPA 8260B Volatile Organics Batch ID:1S012615
Date Prepared: Date Analyzed: 2015-01-27 04:44:00

CAS#	Parameter	Result	QUAL	Units	LOD(MDL)	LOQ(PQL)	DF|QF	Analyst
630-20-6	1,1,1,2-Tetrachloroethane	0.00026	U	mg/Kg dw	0.00026	0.0050	1.00	KC
71-55-6	1,1,1-Trichloroethane	0.00050	U	mg/Kg dw	0.00050	0.0050	1.00	KC
79-34-5	1,1,2,2-Tetrachloroethane	0.00039	U	mg/Kg dw	0.00039	0.0050	1.00	KC
79-00-5	1,1,2-Trichloroethane	0.00046	U	mg/Kg dw	0.00046	0.0050	1.00	KC
75-34-3	1,1-Dichloroethane	0.00037	U	mg/Kg dw	0.00037	0.0050	1.00	KC
75-35-4	1,1-Dichloroethene	0.00042	U	mg/Kg dw	0.00042	0.0050	1.00	KC
563-58-6	1,1-Dichloropropene	0.00062	U	mg/Kg dw	0.00062	0.0050	1.00	KC
87-61-6	1,2,3-Trichlorobenzene	0.0020	U	mg/Kg dw	0.0020	0.0050	1.00	KC
96-18-4	1,2,3-Trichloropropane	0.00039	U	mg/Kg dw	0.00039	0.0050	1.00	KC
120-82-1	1,2,4-Trichlorobenzene	0.0020	U	mg/Kg dw	0.0020	0.0050	1.00	KC
95-63-6	1,2,4-Trimethylbenzene	0.0020	U	mg/Kg dw	0.0020	0.0050	1.00	KC
96-12-8	1,2-Dibromo-3-Chloropropane	0.00079	U	mg/Kg dw	0.00079	0.0050	1.00	KC
106-93-4	1,2-Dibromoethane	0.00049	U	mg/Kg dw	0.00049	0.0050	1.00	KC
95-50-1	1,2-Dichlorobenzene	0.0020	U	mg/Kg dw	0.0020	0.0050	1.00	KC
107-06-2	1,2-Dichloroethane	0.00038	U	mg/Kg dw	0.00038	0.0050	1.00	KC
78-87-5	1,2-Dichloropropane	0.00040	U	mg/Kg dw	0.00040	0.0050	1.00	KC
108-67-8	1,3,5-Trimethylbenzene	0.00030	U	mg/Kg dw	0.00030	0.0050	1.00	KC
541-73-1	1,3-Dichlorobenzene	0.00069	U	mg/Kg dw	0.00069	0.0050	1.00	KC
142-28-9	1,3-Dichloropropane	0.00036	U	mg/Kg dw	0.00036	0.0050	1.00	KC
106-46-7	1,4-Dichlorobenzene	0.00075	U	mg/Kg dw	0.00075	0.0050	1.00	KC
594-20-7	2,2-Dichloropropane	0.00040	U	mg/Kg dw	0.00040	0.0050	1.00	KC
78-93-3	2-Butanone	0.020	U	mg/Kg dw	0.020	0.025	1.00	KC
110-75-8	2-Chloroethyl vinyl ether	0.0021	U	mg/Kg dw	0.0021	0.0050	1.00	KC
95-49-8	2-Chlorotoluene	0.00042	U	mg/Kg dw	0.00042	0.0050	1.00	KC
591-78-6	2-Hexanone	0.0021	U	mg/Kg dw	0.0021	0.025	1.00	KC
106-43-4	4-Chlorotoluene	0.00044	U	mg/Kg dw	0.00044	0.0050	1.00	KC
99-87-6	4-Isopropyltoluene	0.0020	U	mg/Kg dw	0.0020	0.0050	1.00	KC
108-10-1	4-Methyl-2-Pentanone	0.0013	U	mg/Kg dw	0.0013	0.025	1.00	KC
67-64-1	Acetone	0.030	U	mg/Kg dw	0.030	0.050	1.00	KC
75-05-8	Acetonitrile	0.055	U	mg/Kg dw	0.055	0.10	1.00	KC
71-43-2	Benzene	0.0015	U	mg/Kg dw	0.0015	0.0050	1.00	KC
108-86-1	Bromobenzene	0.00054	U	mg/Kg dw	0.00054	0.0050	1.00	KC
74-97-5	Bromochloromethane	0.00058	U	mg/Kg dw	0.00058	0.0050	1.00	KC
75-27-4	Bromodichloromethane	0.00036	U	mg/Kg dw	0.00036	0.0050	1.00	KC
75-25-2	Bromoform	0.00089	U	mg/Kg dw	0.00089	0.0050	1.00	KC
74-83-9	Bromomethane	0.0025	U	mg/Kg dw	0.0025	0.010	1.00	KC
75-15-0	Carbon Disulfide	0.0020	U	mg/Kg dw	0.0020	0.0050	1.00	KC
56-23-5	Carbon Tetrachloride	0.00037	U	mg/Kg dw	0.00037	0.0050	1.00	KC
108-90-7	Chlorobenzene	0.00043	U	mg/Kg dw	0.00043	0.0050	1.00	KC
75-00-3	Chloroethane	0.0016	U	mg/Kg dw	0.0016	0.010	1.00	KC
67-66-3	Chloroform	0.00050	U	mg/Kg dw	0.00050	0.0050	1.00	KC
74-87-3	Chloromethane	0.00047	U	mg/Kg dw	0.00047	0.010	1.00	KC
156-59-2	cis-1,2-Dichloroethene	0.00063	U	mg/Kg dw	0.00063	0.0050	1.00	KC
10061-01-5	cis-1,3-Dichloropropene	0.00058	U	mg/Kg dw	0.00058	0.0050	1.00	KC

Millennium Laboratories Inc. - CERTIFICATE OF RESULTS

CAS#	Parameter	Result	QUAL	Units	LOD(MDL)	LOQ(PQL)	DF|QF	Analyst
124-48-1	Dibromochloromethane	0.00051	U	mg/Kg dw	0.00051	0.0050	1.00	KC
74-95-3	Dibromomethane	0.00047	U	mg/Kg dw	0.00047	0.0050	1.00	KC
75-71-8	Dichlorodifluoromethane	0.0010	U	mg/Kg dw	0.0010	0.0050	1.00	KC
97-63-2	Ethyl methacrylate	0.0011	U	mg/Kg dw	0.0011	0.0050	1.00	KC
100-41-4	Ethylbenzene	0.00036	U	mg/Kg dw	0.00036	0.0050	1.00	KC
87-68-3	Hexachlorobutadiene	0.0011	U	mg/Kg dw	0.0011	0.0050	1.00	KC
74-88-4	Iodomethane	0.0020	U	mg/Kg dw	0.0020	0.010	1.00	KC
78-83-1	Isobutanol	0.10	U	mg/Kg dw	0.10	0.10	1.00	KC
98-82-8	Isopropylbenzene	0.00035	U	mg/Kg dw	0.00035	0.0050	1.00	KC
136777-61-2	m + p Xylene	0.0010	U	mg/Kg dw	0.0010	0.010	1.00	KC
80-62-6	Methyl methacrylate	0.0014	U	mg/Kg dw	0.0014	0.0050	1.00	KC
1634-04-4	Methyl tert-Butyl Ether	0.00041	U	mg/Kg dw	0.00041	0.050	1.00	KC
75-09-2	Methylene Chloride	0.020	U	mg/Kg dw	0.020	0.025	1.00	KC
104-51-8	n-Butylbenzene	0.0020	U	mg/Kg dw	0.0020	0.0050	1.00	KC
103-65-1	N-Propylbenzene	0.00048	U	mg/Kg dw	0.00048	0.0050	1.00	KC
91-20-3	Naphthalene	0.0050	U	mg/Kg dw	0.0050	0.010	1.00	KC
95-47-6	o-Xylene	0.00070	U	mg/Kg dw	0.00070	0.0050	1.00	KC
76-01-7	Pentachloroethane	0.0016	U	mg/Kg dw	0.0016	0.0050	1.00	KC
107-12-0	Propionitrile	0.051	U	mg/Kg dw	0.051	0.10	1.00	KC
135-98-8	sec-Butylbenzene	0.00040	U	mg/Kg dw	0.00040	0.0050	1.00	KC
100-42-5	Styrene	0.00035	U	mg/Kg dw	0.00035	0.0050	1.00	KC
98-06-6	tert-Butylbenzene	0.00054	U	mg/Kg dw	0.00054	0.0050	1.00	KC
127-18-4	Tetrachloroethene	0.00028	U	mg/Kg dw	0.00028	0.0050	1.00	KC
108-88-3	Toluene	0.0012	U	mg/Kg dw	0.0012	0.0050	1.00	KC
156-60-5	trans-1,2-Dichloroethene	0.00043	U	mg/Kg dw	0.00043	0.0050	1.00	KC
10061-02-6	trans-1,3-Dichloropropene	0.00047	U	mg/Kg dw	0.00047	0.0050	1.00	KC
110-57-6	trans-1,4-Dichloro-2-butene	0.0016	U	mg/Kg dw	0.0016	0.010	1.00	KC
79-01-6	Trichloroethene	0.0020	U	mg/Kg dw	0.0020	0.0050	1.00	KC
75-69-4	Trichlorofluoromethane	0.00059	U	mg/Kg dw	0.00059	0.0050	1.00	KC
108-05-4	Vinyl Acetate	0.0022	U	mg/Kg dw	0.0022	0.010	1.00	KC
75-01-4	Vinyl Chloride	0.00064	U	mg/Kg dw	0.00064	0.0050	1.00	KC

Surrogates

CAS#	Parameter	Result	Expect Value	QUAL	Recovery	Unit	Limits	Analyst
17060-07-0	1,2-Dichloroethane-d4	0.0361	0.0400		90	%	70 - 150	KC
460-00-4	p-Bromofluorobenzene	0.0317	0.0400		79	%	70 - 150	KC
2037-26-5	Toluene-d8	0.0386	0.0400		96	%	70 - 150	KC

Millennium Laboratories Inc. - CERTIFICATE OF RESULTS

ML#:011500025-02 container [01] Field Ident: SB-2 (4) Site Name: Site K
Matrix: LQM-Soil Preservative: None Date Collected:2015-01-13 14:40:00
Percent Solids: 97.2 % Lab Filtered: No Report Code: S8260B SOP : MLVM-0002
Instrument : VMA5973
Method: EPA 8260B Volatile Organics Batch ID:1S012615
Date Prepared: Date Analyzed: 2015-01-27 05:31:00

CAS#	Parameter	Result	QUAL	Units	LOD(MDL)	LOQ(PQL)	DF|QF	Analyst
630-20-6	1,1,1,2-Tetrachloroethane	0.00027	U	mg/Kg dw	0.00027	0.0052	1.04	KC
71-55-6	1,1,1-Trichloroethane	0.00052	U	mg/Kg dw	0.00052	0.0052	1.04	KC
79-34-5	1,1,2,2-Tetrachloroethane	0.00041	U	mg/Kg dw	0.00041	0.0052	1.04	KC
79-00-5	1,1,2-Trichloroethane	0.00048	U	mg/Kg dw	0.00048	0.0052	1.04	KC
75-34-3	1,1-Dichloroethane	0.00039	U	mg/Kg dw	0.00039	0.0052	1.04	KC
75-35-4	1,1-Dichloroethene	0.00044	U	mg/Kg dw	0.00044	0.0052	1.04	KC
563-58-6	1,1-Dichloropropene	0.00065	U	mg/Kg dw	0.00065	0.0052	1.04	KC
87-61-6	1,2,3-Trichlorobenzene	0.0021	U	mg/Kg dw	0.0021	0.0052	1.04	KC
96-18-4	1,2,3-Trichloropropane	0.00041	U	mg/Kg dw	0.00041	0.0052	1.04	KC
120-82-1	1,2,4-Trichlorobenzene	0.0021	U	mg/Kg dw	0.0021	0.0052	1.04	KC
95-63-6	1,2,4-Trimethylbenzene	0.0021	U	mg/Kg dw	0.0021	0.0052	1.04	KC
96-12-8	1,2-Dibromo-3-Chloropropane	0.00082	U	mg/Kg dw	0.00082	0.0052	1.04	KC
106-93-4	1,2-Dibromoethane	0.00051	U	mg/Kg dw	0.00051	0.0052	1.04	KC
95-50-1	1,2-Dichlorobenzene	0.0021	U	mg/Kg dw	0.0021	0.0052	1.04	KC
107-06-2	1,2-Dichloroethane	0.00040	U	mg/Kg dw	0.00040	0.0052	1.04	KC
78-87-5	1,2-Dichloropropane	0.00042	U	mg/Kg dw	0.00042	0.0052	1.04	KC
108-67-8	1,3,5-Trimethylbenzene	0.00031	U	mg/Kg dw	0.00031	0.0052	1.04	KC
541-73-1	1,3-Dichlorobenzene	0.00072	U	mg/Kg dw	0.00072	0.0052	1.04	KC
142-28-9	1,3-Dichloropropane	0.00037	U	mg/Kg dw	0.00037	0.0052	1.04	KC
106-46-7	1,4-Dichlorobenzene	0.00078	U	mg/Kg dw	0.00078	0.0052	1.04	KC
594-20-7	2,2-Dichloropropane	0.00042	U	mg/Kg dw	0.00042	0.0052	1.04	KC
78-93-3	2-Butanone	0.021	U	mg/Kg dw	0.021	0.026	1.04	KC
110-75-8	2-Chloroethyl vinyl ether	0.0022	U	mg/Kg dw	0.0022	0.0052	1.04	KC
95-49-8	2-Chlorotoluene	0.00044	U	mg/Kg dw	0.00044	0.0052	1.04	KC
591-78-6	2-Hexanone	0.0022	U	mg/Kg dw	0.0022	0.026	1.04	KC
106-43-4	4-Chlorotoluene	0.00046	U	mg/Kg dw	0.00046	0.0052	1.04	KC
99-87-6	4-Isopropyltoluene	0.0021	U	mg/Kg dw	0.0021	0.0052	1.04	KC
108-10-1	4-Methyl-2-Pentanone	0.0014	U	mg/Kg dw	0.0014	0.026	1.04	KC
67-64-1	Acetone	0.031	U	mg/Kg dw	0.031	0.052	1.04	KC
75-05-8	Acetonitrile	0.057	U	mg/Kg dw	0.057	0.10	1.04	KC
71-43-2	Benzene	0.0016	U	mg/Kg dw	0.0016	0.0052	1.04	KC
108-86-1	Bromobenzene	0.00056	U	mg/Kg dw	0.00056	0.0052	1.04	KC
74-97-5	Bromochloromethane	0.00060	U	mg/Kg dw	0.00060	0.0052	1.04	KC
75-27-4	Bromodichloromethane	0.00037	U	mg/Kg dw	0.00037	0.0052	1.04	KC
75-25-2	Bromoform	0.00093	U	mg/Kg dw	0.00093	0.0052	1.04	KC
74-83-9	Bromomethane	0.0026	U	mg/Kg dw	0.0026	0.010	1.04	KC
75-15-0	Carbon Disulfide	0.0021	U	mg/Kg dw	0.0021	0.0052	1.04	KC
56-23-5	Carbon Tetrachloride	0.00039	U	mg/Kg dw	0.00039	0.0052	1.04	KC
108-90-7	Chlorobenzene	0.00045	U	mg/Kg dw	0.00045	0.0052	1.04	KC
75-00-3	Chloroethane	0.0017	U	mg/Kg dw	0.0017	0.010	1.04	KC
67-66-3	Chloroform	0.00052	U	mg/Kg dw	0.00052	0.0052	1.04	KC
74-87-3	Chloromethane	0.00049	U	mg/Kg dw	0.00049	0.010	1.04	KC
156-59-2	cis-1,2-Dichloroethene	0.00066	U	mg/Kg dw	0.00066	0.0052	1.04	KC
10061-01-5	cis-1,3-Dichloropropene	0.00060	U	mg/Kg dw	0.00060	0.0052	1.04	KC

Millennium Laboratories Inc. - CERTIFICATE OF RESULTS

CAS#	Parameter	Result	QUAL	Units	LOD(MDL)	LOQ(PQL)	DF|QF	Analyst
124-48-1	Dibromochloromethane	0.00053	U	mg/Kg dw	0.00053	0.0052	1.04	KC
74-95-3	Dibromomethane	0.00049	U	mg/Kg dw	0.00049	0.0052	1.04	KC
75-71-8	Dichlorodifluoromethane	0.0010	U	mg/Kg dw	0.0010	0.0052	1.04	KC
97-63-2	Ethyl methacrylate	0.0011	U	mg/Kg dw	0.0011	0.0052	1.04	KC
100-41-4	Ethylbenzene	0.00037	U	mg/Kg dw	0.00037	0.0052	1.04	KC
87-68-3	Hexachlorobutadiene	0.0011	U	mg/Kg dw	0.0011	0.0052	1.04	KC
74-88-4	Iodomethane	0.0021	U	mg/Kg dw	0.0021	0.010	1.04	KC
78-83-1	Isobutanol	0.10	U	mg/Kg dw	0.10	0.10	1.04	KC
98-82-8	Isopropylbenzene	0.00036	U	mg/Kg dw	0.00036	0.0052	1.04	KC
136777-61-2	m + p Xylene	0.0010	U	mg/Kg dw	0.0010	0.010	1.04	KC
80-62-6	Methyl methacrylate	0.0015	U	mg/Kg dw	0.0015	0.0052	1.04	KC
1634-04-4	Methyl tert-Butyl Ether	0.00043	U	mg/Kg dw	0.00043	0.052	1.04	KC
75-09-2	Methylene Chloride	0.021	U	mg/Kg dw	0.021	0.026	1.04	KC
104-51-8	n-Butylbenzene	0.0021	U	mg/Kg dw	0.0021	0.0052	1.04	KC
103-65-1	N-Propylbenzene	0.00050	U	mg/Kg dw	0.00050	0.0052	1.04	KC
91-20-3	Naphthalene	0.0052	U	mg/Kg dw	0.0052	0.010	1.04	KC
95-47-6	o-Xylene	0.00073	U	mg/Kg dw	0.00073	0.0052	1.04	KC
76-01-7	Pentachloroethane	0.0017	U	mg/Kg dw	0.0017	0.0052	1.04	KC
107-12-0	Propionitrile	0.053	U	mg/Kg dw	0.053	0.10	1.04	KC
135-98-8	sec-Butylbenzene	0.00042	U	mg/Kg dw	0.00042	0.0052	1.04	KC
100-42-5	Styrene	0.00036	U	mg/Kg dw	0.00036	0.0052	1.04	KC
98-06-6	tert-Butylbenzene	0.00056	U	mg/Kg dw	0.00056	0.0052	1.04	KC
127-18-4	Tetrachloroethene	0.00029	U	mg/Kg dw	0.00029	0.0052	1.04	KC
108-88-3	Toluene	0.0012	U	mg/Kg dw	0.0012	0.0052	1.04	KC
156-60-5	trans-1,2-Dichloroethene	0.00045	U	mg/Kg dw	0.00045	0.0052	1.04	KC
10061-02-6	trans-1,3-Dichloropropene	0.00049	U	mg/Kg dw	0.00049	0.0052	1.04	KC
110-57-6	trans-1,4-Dichloro-2-butene	0.0017	U	mg/Kg dw	0.0017	0.010	1.04	KC
79-01-6	Trichloroethene	0.0021	U	mg/Kg dw	0.0021	0.0052	1.04	KC
75-69-4	Trichlorofluoromethane	0.00061	U	mg/Kg dw	0.00061	0.0052	1.04	KC
108-05-4	Vinyl Acetate	0.0023	U	mg/Kg dw	0.0023	0.010	1.04	KC
75-01-4	Vinyl Chloride	0.00067	U	mg/Kg dw	0.00067	0.0052	1.04	KC

Surrogates

CAS#	Parameter	Result	Expect Value	QUAL	Recovery	Unit	Limits	Analyst
17060-07-0	1,2-Dichloroethane-d4	0.0360	0.0400		90	%	70 - 150	KC
460-00-4	p-Bromofluorobenzene	0.0329	0.0400		82	%	70 - 150	KC
2037-26-5	Toluene-d8	0.0402	0.0400		101	%	70 - 150	KC

Millennium Laboratories Inc. - CERTIFICATE OF RESULTS

ML#:011500025-03 container [01] Field Ident: SB-3 (0.5) Site Name: Site K
Matrix: LQM-Soil Preservative: None Date Collected:2015-01-13 15:00:00
Percent Solids: 94.5 % Lab Filtered: No Report Code: S8260B SOP : MLVM-0002
Instrument : VMA5973
Method: EPA 8260B Volatile Organics Batch ID:1S012615
Date Prepared: Date Analyzed: 2015-01-27 06:09:00

CAS#	Parameter	Result	QUAL	Units	LOD(MDL)	LOQ(PQL)	DF|QF	Analyst
630-20-6	1,1,1,2-Tetrachloroethane	0.00029	U	mg/Kg dw	0.00029	0.0055	1.11	KC
71-55-6	1,1,1-Trichloroethane	0.00055	U	mg/Kg dw	0.00055	0.0055	1.11	KC
79-34-5	1,1,2,2-Tetrachloroethane	0.00043	U	mg/Kg dw	0.00043	0.0055	1.11	KC
79-00-5	1,1,2-Trichloroethane	0.00051	U	mg/Kg dw	0.00051	0.0055	1.11	KC
75-34-3	1,1-Dichloroethane	0.00041	U	mg/Kg dw	0.00041	0.0055	1.11	KC
75-35-4	1,1-Dichloroethene	0.00046	U	mg/Kg dw	0.00046	0.0055	1.11	KC
563-58-6	1,1-Dichloropropene	0.00069	U	mg/Kg dw	0.00069	0.0055	1.11	KC
87-61-6	1,2,3-Trichlorobenzene	0.0022	U	mg/Kg dw	0.0022	0.0055	1.11	KC
96-18-4	1,2,3-Trichloropropane	0.00043	U	mg/Kg dw	0.00043	0.0055	1.11	KC
120-82-1	1,2,4-Trichlorobenzene	0.0022	U	mg/Kg dw	0.0022	0.0055	1.11	KC
95-63-6	1,2,4-Trimethylbenzene	0.0022	U	mg/Kg dw	0.0022	0.0055	1.11	KC
96-12-8	1,2-Dibromo-3-Chloropropane	0.00087	U	mg/Kg dw	0.00087	0.0055	1.11	KC
106-93-4	1,2-Dibromoethane	0.00054	U	mg/Kg dw	0.00054	0.0055	1.11	KC
95-50-1	1,2-Dichlorobenzene	0.0022	U	mg/Kg dw	0.0022	0.0055	1.11	KC
107-06-2	1,2-Dichloroethane	0.00042	U	mg/Kg dw	0.00042	0.0055	1.11	KC
78-87-5	1,2-Dichloropropane	0.00044	U	mg/Kg dw	0.00044	0.0055	1.11	KC
108-67-8	1,3,5-Trimethylbenzene	0.00033	U	mg/Kg dw	0.00033	0.0055	1.11	KC
541-73-1	1,3-Dichlorobenzene	0.00076	U	mg/Kg dw	0.00076	0.0055	1.11	KC
142-28-9	1,3-Dichloropropane	0.00040	U	mg/Kg dw	0.00040	0.0055	1.11	KC
106-46-7	1,4-Dichlorobenzene	0.00083	U	mg/Kg dw	0.00083	0.0055	1.11	KC
594-20-7	2,2-Dichloropropane	0.00044	U	mg/Kg dw	0.00044	0.0055	1.11	KC
78-93-3	2-Butanone	0.022	U	mg/Kg dw	0.022	0.028	1.11	KC
110-75-8	2-Chloroethyl vinyl ether	0.0023	U	mg/Kg dw	0.0023	0.0055	1.11	KC
95-49-8	2-Chlorotoluene	0.00046	U	mg/Kg dw	0.00046	0.0055	1.11	KC
591-78-6	2-Hexanone	0.0023	U	mg/Kg dw	0.0023	0.028	1.11	KC
106-43-4	4-Chlorotoluene	0.00049	U	mg/Kg dw	0.00049	0.0055	1.11	KC
99-87-6	4-Isopropyltoluene	0.0022	U	mg/Kg dw	0.0022	0.0055	1.11	KC
108-10-1	4-Methyl-2-Pentanone	0.0014	U	mg/Kg dw	0.0014	0.028	1.11	KC
67-64-1	Acetone	0.033	U	mg/Kg dw	0.033	0.055	1.11	KC
75-05-8	Acetonitrile	0.061	U	mg/Kg dw	0.061	0.11	1.11	KC
71-43-2	Benzene	0.0017	U	mg/Kg dw	0.0017	0.0055	1.11	KC
108-86-1	Bromobenzene	0.00060	U	mg/Kg dw	0.00060	0.0055	1.11	KC
74-97-5	Bromochloromethane	0.00064	U	mg/Kg dw	0.00064	0.0055	1.11	KC
75-27-4	Bromodichloromethane	0.00040	U	mg/Kg dw	0.00040	0.0055	1.11	KC
75-25-2	Bromoform	0.00098	U	mg/Kg dw	0.00098	0.0055	1.11	KC
74-83-9	Bromomethane	0.0028	U	mg/Kg dw	0.0028	0.011	1.11	KC
75-15-0	Carbon Disulfide	0.0022	U	mg/Kg dw	0.0022	0.0055	1.11	KC
56-23-5	Carbon Tetrachloride	0.00041	U	mg/Kg dw	0.00041	0.0055	1.11	KC
108-90-7	Chlorobenzene	0.00048	U	mg/Kg dw	0.00048	0.0055	1.11	KC
75-00-3	Chloroethane	0.0018	U	mg/Kg dw	0.0018	0.011	1.11	KC
67-66-3	Chloroform	0.00055	U	mg/Kg dw	0.00055	0.0055	1.11	KC
74-87-3	Chloromethane	0.00052	U	mg/Kg dw	0.00052	0.011	1.11	KC
156-59-2	cis-1,2-Dichloroethene	0.00070	U	mg/Kg dw	0.00070	0.0055	1.11	KC
10061-01-5	cis-1,3-Dichloropropene	0.00064	U	mg/Kg dw	0.00064	0.0055	1.11	KC

Millennium Laboratories Inc. - CERTIFICATE OF RESULTS

CAS#	Parameter	Result	QUAL	Units	LOD(MDL)	LOQ(PQL)	DF|QF	Analyst
124-48-1	Dibromochloromethane	0.00056	U	mg/Kg dw	0.00056	0.0055	1.11	KC
74-95-3	Dibromomethane	0.00052	U	mg/Kg dw	0.00052	0.0055	1.11	KC
75-71-8	Dichlorodifluoromethane	0.0011	U	mg/Kg dw	0.0011	0.0055	1.11	KC
97-63-2	Ethyl methacrylate	0.0012	U	mg/Kg dw	0.0012	0.0055	1.11	KC
100-41-4	Ethylbenzene	0.00040	U	mg/Kg dw	0.00040	0.0055	1.11	KC
87-68-3	Hexachlorobutadiene	0.0012	U	mg/Kg dw	0.0012	0.0055	1.11	KC
74-88-4	Iodomethane	0.0022	U	mg/Kg dw	0.0022	0.011	1.11	KC
78-83-1	Isobutanol	0.11	U	mg/Kg dw	0.11	0.11	1.11	KC
98-82-8	Isopropylbenzene	0.00039	U	mg/Kg dw	0.00039	0.0055	1.11	KC
136777-61-2	m + p Xylene	0.0011	U	mg/Kg dw	0.0011	0.011	1.11	KC
80-62-6	Methyl methacrylate	0.0015	U	mg/Kg dw	0.0015	0.0055	1.11	KC
1634-04-4	Methyl tert-Butyl Ether	0.00045	U	mg/Kg dw	0.00045	0.055	1.11	KC
75-09-2	Methylene Chloride	0.022	U	mg/Kg dw	0.022	0.028	1.11	KC
104-51-8	n-Butylbenzene	0.0022	U	mg/Kg dw	0.0022	0.0055	1.11	KC
103-65-1	N-Propylbenzene	0.00053	U	mg/Kg dw	0.00053	0.0055	1.11	KC
91-20-3	Naphthalene	0.0055	U	mg/Kg dw	0.0055	0.011	1.11	KC
95-47-6	o-Xylene	0.00077	U	mg/Kg dw	0.00077	0.0055	1.11	KC
76-01-7	Pentachloroethane	0.0018	U	mg/Kg dw	0.0018	0.0055	1.11	KC
107-12-0	Propionitrile	0.056	U	mg/Kg dw	0.056	0.11	1.11	KC
135-98-8	sec-Butylbenzene	0.00044	U	mg/Kg dw	0.00044	0.0055	1.11	KC
100-42-5	Styrene	0.00039	U	mg/Kg dw	0.00039	0.0055	1.11	KC
98-06-6	tert-Butylbenzene	0.00060	U	mg/Kg dw	0.00060	0.0055	1.11	KC
127-18-4	Tetrachloroethene	0.00031	U	mg/Kg dw	0.00031	0.0055	1.11	KC
108-88-3	Toluene	0.0013	U	mg/Kg dw	0.0013	0.0055	1.11	KC
156-60-5	trans-1,2-Dichloroethene	0.00048	U	mg/Kg dw	0.00048	0.0055	1.11	KC
10061-02-6	trans-1,3-Dichloropropene	0.00052	U	mg/Kg dw	0.00052	0.0055	1.11	KC
110-57-6	trans-1,4-Dichloro-2-butene	0.0018	U	mg/Kg dw	0.0018	0.011	1.11	KC
79-01-6	Trichloroethene	0.0022	U	mg/Kg dw	0.0022	0.0055	1.11	KC
75-69-4	Trichlorofluoromethane	0.00065	U	mg/Kg dw	0.00065	0.0055	1.11	KC
108-05-4	Vinyl Acetate	0.0024	U	mg/Kg dw	0.0024	0.011	1.11	KC
75-01-4	Vinyl Chloride	0.00071	U	mg/Kg dw	0.00071	0.0055	1.11	KC

Surrogates

CAS#	Parameter	Result	Expect Value	QUAL	Recovery	Unit	Limits	Analyst
17060-07-0	1,2-Dichloroethane-d4	0.0349	0.0400		87	%	70 - 150	KC
460-00-4	p-Bromofluorobenzene	0.0347	0.0400		87	%	70 - 150	KC
2037-26-5	Toluene-d8	0.0403	0.0400		101	%	70 - 150	KC

Millennium Laboratories Inc. - CERTIFICATE OF RESULTS

ML#:011500025-04 container [01] Field Ident: SB-3 (4) Site Name: Site K
Matrix: LQM-Soil Preservative: None Date Collected:2015-01-13 15:00:00
Percent Solids: 97.6 % Lab Filtered: No Report Code: S8260B SOP : MLVM-0002
Instrument : VMA5973
Method: EPA 8260B Volatile Organics Batch ID:1S012615
Date Prepared: Date Analyzed: 2015-01-27 06:46:00

CAS#	Parameter	Result	QUAL	Units	LOD(MDL)	LOQ(PQL)	DF|QF	Analyst
630-20-6	1,1,1,2-Tetrachloroethane	0.00028	U	mg/Kg dw	0.00028	0.0053	1.07	KC
71-55-6	1,1,1-Trichloroethane	0.00053	U	mg/Kg dw	0.00053	0.0053	1.07	KC
79-34-5	1,1,2,2-Tetrachloroethane	0.00042	U	mg/Kg dw	0.00042	0.0053	1.07	KC
79-00-5	1,1,2-Trichloroethane	0.00049	U	mg/Kg dw	0.00049	0.0053	1.07	KC
75-34-3	1,1-Dichloroethane	0.00039	U	mg/Kg dw	0.00039	0.0053	1.07	KC
75-35-4	1,1-Dichloroethene	0.00045	U	mg/Kg dw	0.00045	0.0053	1.07	KC
563-58-6	1,1-Dichloropropene	0.00066	U	mg/Kg dw	0.00066	0.0053	1.07	KC
87-61-6	1,2,3-Trichlorobenzene	0.0021	U	mg/Kg dw	0.0021	0.0053	1.07	KC
96-18-4	1,2,3-Trichloropropane	0.00042	U	mg/Kg dw	0.00042	0.0053	1.07	KC
120-82-1	1,2,4-Trichlorobenzene	0.0021	U	mg/Kg dw	0.0021	0.0053	1.07	KC
95-63-6	1,2,4-Trimethylbenzene	0.0021	U	mg/Kg dw	0.0021	0.0053	1.07	KC
96-12-8	1,2-Dibromo-3-Chloropropane	0.00084	U	mg/Kg dw	0.00084	0.0053	1.07	KC
106-93-4	1,2-Dibromoethane	0.00052	U	mg/Kg dw	0.00052	0.0053	1.07	KC
95-50-1	1,2-Dichlorobenzene	0.0021	U	mg/Kg dw	0.0021	0.0053	1.07	KC
107-06-2	1,2-Dichloroethane	0.00041	U	mg/Kg dw	0.00041	0.0053	1.07	KC
78-87-5	1,2-Dichloropropane	0.00043	U	mg/Kg dw	0.00043	0.0053	1.07	KC
108-67-8	1,3,5-Trimethylbenzene	0.00032	U	mg/Kg dw	0.00032	0.0053	1.07	KC
541-73-1	1,3-Dichlorobenzene	0.00074	U	mg/Kg dw	0.00074	0.0053	1.07	KC
142-28-9	1,3-Dichloropropane	0.00038	U	mg/Kg dw	0.00038	0.0053	1.07	KC
106-46-7	1,4-Dichlorobenzene	0.00080	U	mg/Kg dw	0.00080	0.0053	1.07	KC
594-20-7	2,2-Dichloropropane	0.00043	U	mg/Kg dw	0.00043	0.0053	1.07	KC
78-93-3	2-Butanone	0.021	U	mg/Kg dw	0.021	0.027	1.07	KC
110-75-8	2-Chloroethyl vinyl ether	0.0023	U	mg/Kg dw	0.0023	0.0053	1.07	KC
95-49-8	2-Chlorotoluene	0.00045	U	mg/Kg dw	0.00045	0.0053	1.07	KC
591-78-6	2-Hexanone	0.0022	U	mg/Kg dw	0.0022	0.027	1.07	KC
106-43-4	4-Chlorotoluene	0.00047	U	mg/Kg dw	0.00047	0.0053	1.07	KC
99-87-6	4-Isopropyltoluene	0.0021	U	mg/Kg dw	0.0021	0.0053	1.07	KC
108-10-1	4-Methyl-2-Pentanone	0.0014	U	mg/Kg dw	0.0014	0.027	1.07	KC
67-64-1	Acetone	0.032	U	mg/Kg dw	0.032	0.053	1.07	KC
75-05-8	Acetonitrile	0.059	U	mg/Kg dw	0.059	0.11	1.07	KC
71-43-2	Benzene	0.0016	U	mg/Kg dw	0.0016	0.0053	1.07	KC
108-86-1	Bromobenzene	0.00058	U	mg/Kg dw	0.00058	0.0053	1.07	KC
74-97-5	Bromochloromethane	0.00062	U	mg/Kg dw	0.00062	0.0053	1.07	KC
75-27-4	Bromodichloromethane	0.00038	U	mg/Kg dw	0.00038	0.0053	1.07	KC
75-25-2	Bromoform	0.00095	U	mg/Kg dw	0.00095	0.0053	1.07	KC
74-83-9	Bromomethane	0.0027	U	mg/Kg dw	0.0027	0.011	1.07	KC
75-15-0	Carbon Disulfide	0.0021	U	mg/Kg dw	0.0021	0.0053	1.07	KC
56-23-5	Carbon Tetrachloride	0.00039	U	mg/Kg dw	0.00039	0.0053	1.07	KC
108-90-7	Chlorobenzene	0.00046	U	mg/Kg dw	0.00046	0.0053	1.07	KC
75-00-3	Chloroethane	0.0017	U	mg/Kg dw	0.0017	0.011	1.07	KC
67-66-3	Chloroform	0.00053	U	mg/Kg dw	0.00053	0.0053	1.07	KC
74-87-3	Chloromethane	0.00050	U	mg/Kg dw	0.00050	0.011	1.07	KC
156-59-2	cis-1,2-Dichloroethene	0.00067	U	mg/Kg dw	0.00067	0.0053	1.07	KC
10061-01-5	cis-1,3-Dichloropropene	0.00062	U	mg/Kg dw	0.00062	0.0053	1.07	KC

Millennium Laboratories Inc. - CERTIFICATE OF RESULTS

CAS#	Parameter	Result	QUAL	Units	LOD(MDL)	LOQ(PQL)	DF|QF	Analyst
124-48-1	Dibromochloromethane	0.00054	U	mg/Kg dw	0.00054	0.0053	1.07	KC
74-95-3	Dibromomethane	0.00050	U	mg/Kg dw	0.00050	0.0053	1.07	KC
75-71-8	Dichlorodifluoromethane	0.0011	U	mg/Kg dw	0.0011	0.0053	1.07	KC
97-63-2	Ethyl methacrylate	0.0012	U	mg/Kg dw	0.0012	0.0053	1.07	KC
100-41-4	Ethylbenzene	0.00038	U	mg/Kg dw	0.00038	0.0053	1.07	KC
87-68-3	Hexachlorobutadiene	0.0012	U	mg/Kg dw	0.0012	0.0053	1.07	KC
74-88-4	Iodomethane	0.0021	U	mg/Kg dw	0.0021	0.011	1.07	KC
78-83-1	Isobutanol	0.11	U	mg/Kg dw	0.11	0.11	1.07	KC
98-82-8	Isopropylbenzene	0.00037	U	mg/Kg dw	0.00037	0.0053	1.07	KC
136777-61-2	m + p Xylene	0.0011	U	mg/Kg dw	0.0011	0.011	1.07	KC
80-62-6	Methyl methacrylate	0.0015	U	mg/Kg dw	0.0015	0.0053	1.07	KC
1634-04-4	Methyl tert-Butyl Ether	0.00044	U	mg/Kg dw	0.00044	0.053	1.07	KC
75-09-2	Methylene Chloride	0.021	U	mg/Kg dw	0.021	0.027	1.07	KC
104-51-8	n-Butylbenzene	0.0021	U	mg/Kg dw	0.0021	0.0053	1.07	KC
103-65-1	N-Propylbenzene	0.00051	U	mg/Kg dw	0.00051	0.0053	1.07	KC
91-20-3	Naphthalene	0.0053	U	mg/Kg dw	0.0053	0.011	1.07	KC
95-47-6	o-Xylene	0.00075	U	mg/Kg dw	0.00075	0.0053	1.07	KC
76-01-7	Pentachloroethane	0.0017	U	mg/Kg dw	0.0017	0.0053	1.07	KC
107-12-0	Propionitrile	0.054	U	mg/Kg dw	0.054	0.11	1.07	KC
135-98-8	sec-Butylbenzene	0.00043	U	mg/Kg dw	0.00043	0.0053	1.07	KC
100-42-5	Styrene	0.00037	U	mg/Kg dw	0.00037	0.0053	1.07	KC
98-06-6	tert-Butylbenzene	0.00058	U	mg/Kg dw	0.00058	0.0053	1.07	KC
127-18-4	Tetrachloroethene	0.00030	U	mg/Kg dw	0.00030	0.0053	1.07	KC
108-88-3	Toluene	0.0013	U	mg/Kg dw	0.0013	0.0053	1.07	KC
156-60-5	trans-1,2-Dichloroethene	0.00046	U	mg/Kg dw	0.00046	0.0053	1.07	KC
10061-02-6	trans-1,3-Dichloropropene	0.00050	U	mg/Kg dw	0.00050	0.0053	1.07	KC
110-57-6	trans-1,4-Dichloro-2-butene	0.0017	U	mg/Kg dw	0.0017	0.011	1.07	KC
79-01-6	Trichloroethene	0.0021	U	mg/Kg dw	0.0021	0.0053	1.07	KC
75-69-4	Trichlorofluoromethane	0.00063	U	mg/Kg dw	0.00063	0.0053	1.07	KC
108-05-4	Vinyl Acetate	0.0023	U	mg/Kg dw	0.0023	0.011	1.07	KC
75-01-4	Vinyl Chloride	0.00068	U	mg/Kg dw	0.00068	0.0053	1.07	KC

Surrogates

CAS#	Parameter	Result	Expect Value	QUAL	Recovery	Unit	Limits	Analyst
17060-07-0	1,2-Dichloroethane-d4	0.0341	0.0400		85	%	70 - 150	KC
460-00-4	p-Bromofluorobenzene	0.0317	0.0400		79	%	70 - 150	KC
2037-26-5	Toluene-d8	0.0369	0.0400		92	%	70 - 150	KC

Millennium Laboratories Inc. - CERTIFICATE OF RESULTS

ML#:011500025-05 container [01] Field Ident: SB-1 (4) Site Name: Site K
Matrix: LQM-Soil Preservative: None Date Collected:2015-01-13 15:50:00
Percent Solids: 98.3 % Lab Filtered: No Report Code: S8260B SOP : MLVM-0002
Instrument : VMA5973
Method: EPA 8260B Volatile Organics Batch ID:1S012615
Date Prepared: Date Analyzed: 2015-01-27 11:48:00

CAS#	Parameter	Result	QUAL	Units	LOD(MDL)	LOQ(PQL)	DF|QF	Analyst
630-20-6	1,1,1,2-Tetrachloroethane	0.00027	U	mg/Kg dw	0.00027	0.0051	1.02	KC
71-55-6	1,1,1-Trichloroethane	0.00051	U	mg/Kg dw	0.00051	0.0051	1.02	KC
79-34-5	1,1,2,2-Tetrachloroethane	0.00040	U	mg/Kg dw	0.00040	0.0051	1.02	KC
79-00-5	1,1,2-Trichloroethane	0.00047	U	mg/Kg dw	0.00047	0.0051	1.02	KC
75-34-3	1,1-Dichloroethane	0.00038	U	mg/Kg dw	0.00038	0.0051	1.02	KC
75-35-4	1,1-Dichloroethene	0.00043	U	mg/Kg dw	0.00043	0.0051	1.02	KC
563-58-6	1,1-Dichloropropene	0.00063	U	mg/Kg dw	0.00063	0.0051	1.02	KC
87-61-6	1,2,3-Trichlorobenzene	0.0020	U	mg/Kg dw	0.0020	0.0051	1.02	KC
96-18-4	1,2,3-Trichloropropane	0.00040	U	mg/Kg dw	0.00040	0.0051	1.02	KC
120-82-1	1,2,4-Trichlorobenzene	0.0020	U	mg/Kg dw	0.0020	0.0051	1.02	KC
95-63-6	1,2,4-Trimethylbenzene	0.0020	U	mg/Kg dw	0.0020	0.0051	1.02	KC
96-12-8	1,2-Dibromo-3-Chloropropane	0.00081	U	mg/Kg dw	0.00081	0.0051	1.02	KC
106-93-4	1,2-Dibromoethane	0.00050	U	mg/Kg dw	0.00050	0.0051	1.02	KC
95-50-1	1,2-Dichlorobenzene	0.0020	U	mg/Kg dw	0.0020	0.0051	1.02	KC
107-06-2	1,2-Dichloroethane	0.00039	U	mg/Kg dw	0.00039	0.0051	1.02	KC
78-87-5	1,2-Dichloropropane	0.00041	U	mg/Kg dw	0.00041	0.0051	1.02	KC
108-67-8	1,3,5-Trimethylbenzene	0.00031	U	mg/Kg dw	0.00031	0.0051	1.02	KC
541-73-1	1,3-Dichlorobenzene	0.00070	U	mg/Kg dw	0.00070	0.0051	1.02	KC
142-28-9	1,3-Dichloropropane	0.00037	U	mg/Kg dw	0.00037	0.0051	1.02	KC
106-46-7	1,4-Dichlorobenzene	0.00077	U	mg/Kg dw	0.00077	0.0051	1.02	KC
594-20-7	2,2-Dichloropropane	0.00041	U	mg/Kg dw	0.00041	0.0051	1.02	KC
78-93-3	2-Butanone	0.020	U	mg/Kg dw	0.020	0.026	1.02	KC
110-75-8	2-Chloroethyl vinyl ether	0.0022	U	mg/Kg dw	0.0022	0.0051	1.02	KC
95-49-8	2-Chlorotoluene	0.00043	U	mg/Kg dw	0.00043	0.0051	1.02	KC
591-78-6	2-Hexanone	0.0021	U	mg/Kg dw	0.0021	0.026	1.02	KC
106-43-4	4-Chlorotoluene	0.00045	U	mg/Kg dw	0.00045	0.0051	1.02	KC
99-87-6	4-Isopropyltoluene	0.0020	U	mg/Kg dw	0.0020	0.0051	1.02	KC
108-10-1	4-Methyl-2-Pentanone	0.0013	U	mg/Kg dw	0.0013	0.026	1.02	KC
67-64-1	Acetone	0.031	U	mg/Kg dw	0.031	0.051	1.02	KC
75-05-8	Acetonitrile	0.056	U	mg/Kg dw	0.056	0.10	1.02	KC
71-43-2	Benzene	0.0015	U	mg/Kg dw	0.0015	0.0051	1.02	KC
108-86-1	Bromobenzene	0.00055	U	mg/Kg dw	0.00055	0.0051	1.02	KC
74-97-5	Bromochloromethane	0.00059	U	mg/Kg dw	0.00059	0.0051	1.02	KC
75-27-4	Bromodichloromethane	0.00037	U	mg/Kg dw	0.00037	0.0051	1.02	KC
75-25-2	Bromoform	0.00091	U	mg/Kg dw	0.00091	0.0051	1.02	KC
74-83-9	Bromomethane	0.0026	U	mg/Kg dw	0.0026	0.010	1.02	KC
75-15-0	Carbon Disulfide	0.0020	U	mg/Kg dw	0.0020	0.0051	1.02	KC
56-23-5	Carbon Tetrachloride	0.00038	U	mg/Kg dw	0.00038	0.0051	1.02	KC
108-90-7	Chlorobenzene	0.00044	U	mg/Kg dw	0.00044	0.0051	1.02	KC
75-00-3	Chloroethane	0.0016	U	mg/Kg dw	0.0016	0.010	1.02	KC
67-66-3	Chloroform	0.00051	U	mg/Kg dw	0.00051	0.0051	1.02	KC
74-87-3	Chloromethane	0.00048	U	mg/Kg dw	0.00048	0.010	1.02	KC
156-59-2	cis-1,2-Dichloroethene	0.00064	U	mg/Kg dw	0.00064	0.0051	1.02	KC
10061-01-5	cis-1,3-Dichloropropene	0.00059	U	mg/Kg dw	0.00059	0.0051	1.02	KC

Millennium Laboratories Inc. - CERTIFICATE OF RESULTS

CAS#	Parameter	Result	QUAL	Units	LOD(MDL)	LOQ(PQL)	DF|QF	Analyst
124-48-1	Dibromochloromethane	0.00052	U	mg/Kg dw	0.00052	0.0051	1.02	KC
74-95-3	Dibromomethane	0.00048	U	mg/Kg dw	0.00048	0.0051	1.02	KC
75-71-8	Dichlorodifluoromethane	0.0010	U	mg/Kg dw	0.0010	0.0051	1.02	KC
97-63-2	Ethyl methacrylate	0.0011	U	mg/Kg dw	0.0011	0.0051	1.02	KC
100-41-4	Ethylbenzene	0.00037	U	mg/Kg dw	0.00037	0.0051	1.02	KC
87-68-3	Hexachlorobutadiene	0.0011	U	mg/Kg dw	0.0011	0.0051	1.02	KC
74-88-4	Iodomethane	0.0020	U	mg/Kg dw	0.0020	0.010	1.02	KC
78-83-1	Isobutanol	0.10	U	mg/Kg dw	0.10	0.10	1.02	KC
98-82-8	Isopropylbenzene	0.00036	U	mg/Kg dw	0.00036	0.0051	1.02	KC
136777-61-2	m + p Xylene	0.0010	U	mg/Kg dw	0.0010	0.010	1.02	KC
80-62-6	Methyl methacrylate	0.0014	U	mg/Kg dw	0.0014	0.0051	1.02	KC
1634-04-4	Methyl tert-Butyl Ether	0.00042	U	mg/Kg dw	0.00042	0.051	1.02	KC
75-09-2	Methylene Chloride	0.020	U	mg/Kg dw	0.020	0.026	1.02	KC
104-51-8	n-Butylbenzene	0.0020	U	mg/Kg dw	0.0020	0.0051	1.02	KC
103-65-1	N-Propylbenzene	0.00049	U	mg/Kg dw	0.00049	0.0051	1.02	KC
91-20-3	Naphthalene	0.0051	U	mg/Kg dw	0.0051	0.010	1.02	KC
95-47-6	o-Xylene	0.00071	U	mg/Kg dw	0.00071	0.0051	1.02	KC
76-01-7	Pentachloroethane	0.0016	U	mg/Kg dw	0.0016	0.0051	1.02	KC
107-12-0	Propionitrile	0.052	U	mg/Kg dw	0.052	0.10	1.02	KC
135-98-8	sec-Butylbenzene	0.00041	U	mg/Kg dw	0.00041	0.0051	1.02	KC
100-42-5	Styrene	0.00036	U	mg/Kg dw	0.00036	0.0051	1.02	KC
98-06-6	tert-Butylbenzene	0.00055	U	mg/Kg dw	0.00055	0.0051	1.02	KC
127-18-4	Tetrachloroethene	0.00029	U	mg/Kg dw	0.00029	0.0051	1.02	KC
108-88-3	Toluene	0.0012	U	mg/Kg dw	0.0012	0.0051	1.02	KC
156-60-5	trans-1,2-Dichloroethene	0.00044	U	mg/Kg dw	0.00044	0.0051	1.02	KC
10061-02-6	trans-1,3-Dichloropropene	0.00048	U	mg/Kg dw	0.00048	0.0051	1.02	KC
110-57-6	trans-1,4-Dichloro-2-butene	0.0016	U	mg/Kg dw	0.0016	0.010	1.02	KC
79-01-6	Trichloroethene	0.0020	U	mg/Kg dw	0.0020	0.0051	1.02	KC
75-69-4	Trichlorofluoromethane	0.00060	U	mg/Kg dw	0.00060	0.0051	1.02	KC
108-05-4	Vinyl Acetate	0.0022	U	mg/Kg dw	0.0022	0.010	1.02	KC
75-01-4	Vinyl Chloride	0.00065	U	mg/Kg dw	0.00065	0.0051	1.02	KC

Surrogates

CAS#	Parameter	Result	Expect Value	QUAL	Recovery	Unit	Limits	Analyst
17060-07-0	1,2-Dichloroethane-d4	0.0332	0.0400		83	%	70 - 150	KC
460-00-4	p-Bromofluorobenzene	0.0328	0.0400		82	%	70 - 150	KC
2037-26-5	Toluene-d8	0.0365	0.0400		91	%	70 - 150	KC

Millennium Laboratories Inc. - CERTIFICATE OF RESULTS

ML#:011500025-06 container [01] Field Ident: SB-9 (4) Site Name: Site K
Matrix: LQM-Soil Preservative: None Date Collected:2015-01-13 13:10:00
Percent Solids: 95.1 % Lab Filtered: No Report Code: S8260B SOP : MLVM-0002
Instrument : VMA5973
Method: EPA 8260B Volatile Organics Batch ID:1S012615
Date Prepared: Date Analyzed: 2015-01-27 08:12:00

CAS#	Parameter	Result	QUAL	Units	LOD(MDL)	LOQ(PQL)	DF|QF	Analyst
630-20-6	1,1,1,2-Tetrachloroethane	0.00028	U	mg/Kg dw	0.00028	0.0055	1.09	KC
71-55-6	1,1,1-Trichloroethane	0.00055	U	mg/Kg dw	0.00055	0.0055	1.09	KC
79-34-5	1,1,2,2-Tetrachloroethane	0.00043	U	mg/Kg dw	0.00043	0.0055	1.09	KC
79-00-5	1,1,2-Trichloroethane	0.00050	U	mg/Kg dw	0.00050	0.0055	1.09	KC
75-34-3	1,1-Dichloroethane	0.00040	U	mg/Kg dw	0.00040	0.0055	1.09	KC
75-35-4	1,1-Dichloroethene	0.00046	U	mg/Kg dw	0.00046	0.0055	1.09	KC
563-58-6	1,1-Dichloropropene	0.00068	U	mg/Kg dw	0.00068	0.0055	1.09	KC
87-61-6	1,2,3-Trichlorobenzene	0.0022	U	mg/Kg dw	0.0022	0.0055	1.09	KC
96-18-4	1,2,3-Trichloropropane	0.00043	U	mg/Kg dw	0.00043	0.0055	1.09	KC
120-82-1	1,2,4-Trichlorobenzene	0.0022	U	mg/Kg dw	0.0022	0.0055	1.09	KC
95-63-6	1,2,4-Trimethylbenzene	0.0022	U	mg/Kg dw	0.0022	0.0055	1.09	KC
96-12-8	1,2-Dibromo-3-Chloropropane	0.00086	U	mg/Kg dw	0.00086	0.0055	1.09	KC
106-93-4	1,2-Dibromoethane	0.00054	U	mg/Kg dw	0.00054	0.0055	1.09	KC
95-50-1	1,2-Dichlorobenzene	0.0022	U	mg/Kg dw	0.0022	0.0055	1.09	KC
107-06-2	1,2-Dichloroethane	0.00042	U	mg/Kg dw	0.00042	0.0055	1.09	KC
78-87-5	1,2-Dichloropropane	0.00044	U	mg/Kg dw	0.00044	0.0055	1.09	KC
108-67-8	1,3,5-Trimethylbenzene	0.00033	U	mg/Kg dw	0.00033	0.0055	1.09	KC
541-73-1	1,3-Dichlorobenzene	0.00075	U	mg/Kg dw	0.00075	0.0055	1.09	KC
142-28-9	1,3-Dichloropropane	0.00039	U	mg/Kg dw	0.00039	0.0055	1.09	KC
106-46-7	1,4-Dichlorobenzene	0.00082	U	mg/Kg dw	0.00082	0.0055	1.09	KC
594-20-7	2,2-Dichloropropane	0.00044	U	mg/Kg dw	0.00044	0.0055	1.09	KC
78-93-3	2-Butanone	0.022	U	mg/Kg dw	0.022	0.027	1.09	KC
110-75-8	2-Chloroethyl vinyl ether	0.0023	U	mg/Kg dw	0.0023	0.0055	1.09	KC
95-49-8	2-Chlorotoluene	0.00046	U	mg/Kg dw	0.00046	0.0055	1.09	KC
591-78-6	2-Hexanone	0.0023	U	mg/Kg dw	0.0023	0.027	1.09	KC
106-43-4	4-Chlorotoluene	0.00048	U	mg/Kg dw	0.00048	0.0055	1.09	KC
99-87-6	4-Isopropyltoluene	0.0022	U	mg/Kg dw	0.0022	0.0055	1.09	KC
108-10-1	4-Methyl-2-Pentanone	0.0014	U	mg/Kg dw	0.0014	0.027	1.09	KC
67-64-1	Acetone	0.033	U	mg/Kg dw	0.033	0.055	1.09	KC
75-05-8	Acetonitrile	0.060	U	mg/Kg dw	0.060	0.11	1.09	KC
71-43-2	Benzene	0.0016	U	mg/Kg dw	0.0016	0.0055	1.09	KC
108-86-1	Bromobenzene	0.00059	U	mg/Kg dw	0.00059	0.0055	1.09	KC
74-97-5	Bromochloromethane	0.00063	U	mg/Kg dw	0.00063	0.0055	1.09	KC
75-27-4	Bromodichloromethane	0.00039	U	mg/Kg dw	0.00039	0.0055	1.09	KC
75-25-2	Bromoform	0.00097	U	mg/Kg dw	0.00097	0.0055	1.09	KC
74-83-9	Bromomethane	0.0027	U	mg/Kg dw	0.0027	0.011	1.09	KC
75-15-0	Carbon Disulfide	0.0022	U	mg/Kg dw	0.0022	0.0055	1.09	KC
56-23-5	Carbon Tetrachloride	0.00040	U	mg/Kg dw	0.00040	0.0055	1.09	KC
108-90-7	Chlorobenzene	0.00047	U	mg/Kg dw	0.00047	0.0055	1.09	KC
75-00-3	Chloroethane	0.0017	U	mg/Kg dw	0.0017	0.011	1.09	KC
67-66-3	Chloroform	0.00055	U	mg/Kg dw	0.00055	0.0055	1.09	KC
74-87-3	Chloromethane	0.00051	U	mg/Kg dw	0.00051	0.011	1.09	KC
156-59-2	cis-1,2-Dichloroethene	0.00069	U	mg/Kg dw	0.00069	0.0055	1.09	KC
10061-01-5	cis-1,3-Dichloropropene	0.00063	U	mg/Kg dw	0.00063	0.0055	1.09	KC

Millennium Laboratories Inc. - CERTIFICATE OF RESULTS

CAS#	Parameter	Result	QUAL	Units	LOD(MDL)	LOQ(PQL)	DF|QF	Analyst
124-48-1	Dibromochloromethane	0.00056	U	mg/Kg dw	0.00056	0.0055	1.09	KC
74-95-3	Dibromomethane	0.00051	U	mg/Kg dw	0.00051	0.0055	1.09	KC
75-71-8	Dichlorodifluoromethane	0.0011	U	mg/Kg dw	0.0011	0.0055	1.09	KC
97-63-2	Ethyl methacrylate	0.0012	U	mg/Kg dw	0.0012	0.0055	1.09	KC
100-41-4	Ethylbenzene	0.00039	U	mg/Kg dw	0.00039	0.0055	1.09	KC
87-68-3	Hexachlorobutadiene	0.0012	U	mg/Kg dw	0.0012	0.0055	1.09	KC
74-88-4	Iodomethane	0.0022	U	mg/Kg dw	0.0022	0.011	1.09	KC
78-83-1	Isobutanol	0.11	U	mg/Kg dw	0.11	0.11	1.09	KC
98-82-8	Isopropylbenzene	0.00038	U	mg/Kg dw	0.00038	0.0055	1.09	KC
136777-61-2	m + p Xylene	0.0011	U	mg/Kg dw	0.0011	0.011	1.09	KC
80-62-6	Methyl methacrylate	0.0015	U	mg/Kg dw	0.0015	0.0055	1.09	KC
1634-04-4	Methyl tert-Butyl Ether	0.00045	U	mg/Kg dw	0.00045	0.055	1.09	KC
75-09-2	Methylene Chloride	0.022	U	mg/Kg dw	0.022	0.027	1.09	KC
104-51-8	n-Butylbenzene	0.0022	U	mg/Kg dw	0.0022	0.0055	1.09	KC
103-65-1	N-Propylbenzene	0.00052	U	mg/Kg dw	0.00052	0.0055	1.09	KC
91-20-3	Naphthalene	0.0055	U	mg/Kg dw	0.0055	0.011	1.09	KC
95-47-6	o-Xylene	0.00077	U	mg/Kg dw	0.00077	0.0055	1.09	KC
76-01-7	Pentachloroethane	0.0017	U	mg/Kg dw	0.0017	0.0055	1.09	KC
107-12-0	Propionitrile	0.056	U	mg/Kg dw	0.056	0.11	1.09	KC
135-98-8	sec-Butylbenzene	0.00044	U	mg/Kg dw	0.00044	0.0055	1.09	KC
100-42-5	Styrene	0.00038	U	mg/Kg dw	0.00038	0.0055	1.09	KC
98-06-6	tert-Butylbenzene	0.00059	U	mg/Kg dw	0.00059	0.0055	1.09	KC
127-18-4	Tetrachloroethene	0.00031	U	mg/Kg dw	0.00031	0.0055	1.09	KC
108-88-3	Toluene	0.0013	U	mg/Kg dw	0.0013	0.0055	1.09	KC
156-60-5	trans-1,2-Dichloroethene	0.00047	U	mg/Kg dw	0.00047	0.0055	1.09	KC
10061-02-6	trans-1,3-Dichloropropene	0.00051	U	mg/Kg dw	0.00051	0.0055	1.09	KC
110-57-6	trans-1,4-Dichloro-2-butene	0.0017	U	mg/Kg dw	0.0017	0.011	1.09	KC
79-01-6	Trichloroethene	0.0022	U	mg/Kg dw	0.0022	0.0055	1.09	KC
75-69-4	Trichlorofluoromethane	0.00065	U	mg/Kg dw	0.00065	0.0055	1.09	KC
108-05-4	Vinyl Acetate	0.0024	U	mg/Kg dw	0.0024	0.011	1.09	KC
75-01-4	Vinyl Chloride	0.00070	U	mg/Kg dw	0.00070	0.0055	1.09	KC

Surrogates

CAS#	Parameter	Result	Expect Value	QUAL	Recovery	Unit	Limits	Analyst
17060-07-0	1,2-Dichloroethane-d4	0.0354	0.0400		88	%	70 - 150	KC
460-00-4	p-Bromofluorobenzene	0.0340	0.0400		85	%	70 - 150	KC
2037-26-5	Toluene-d8	0.0413	0.0400		103	%	70 - 150	KC

Millennium Laboratories Inc. - CERTIFICATE OF RESULTS

ML#:011500025-07 container [01] Field Ident: SB-3 (2) Site Name: Site K
Matrix: LQM-Soil Preservative: None Date Collected:2015-01-13 15:00:00
Percent Solids: 89.2 % Lab Filtered: No Report Code: S8260B SOP : MLVM-0002
Instrument : VMA5973
Method: EPA 8260B Volatile Organics Batch ID:1S012615
Date Prepared: Date Analyzed: 2015-01-27 11:08:00

CAS#	Parameter	Result	QUAL	Units	LOD(MDL)	LOQ(PQL)	DF|QF	Analyst
630-20-6	1,1,1,2-Tetrachloroethane	0.00030	U	mg/Kg dw	0.00030	0.0057	1.14	KC
71-55-6	1,1,1-Trichloroethane	0.00057	U	mg/Kg dw	0.00057	0.0057	1.14	KC
79-34-5	1,1,2,2-Tetrachloroethane	0.00044	U	mg/Kg dw	0.00044	0.0057	1.14	KC
79-00-5	1,1,2-Trichloroethane	0.00052	U	mg/Kg dw	0.00052	0.0057	1.14	KC
75-34-3	1,1-Dichloroethane	0.00042	U	mg/Kg dw	0.00042	0.0057	1.14	KC
75-35-4	1,1-Dichloroethene	0.00048	U	mg/Kg dw	0.00048	0.0057	1.14	KC
563-58-6	1,1-Dichloropropene	0.00071	U	mg/Kg dw	0.00071	0.0057	1.14	KC
87-61-6	1,2,3-Trichlorobenzene	0.0023	U	mg/Kg dw	0.0023	0.0057	1.14	KC
96-18-4	1,2,3-Trichloropropane	0.00044	U	mg/Kg dw	0.00044	0.0057	1.14	KC
120-82-1	1,2,4-Trichlorobenzene	0.0023	U	mg/Kg dw	0.0023	0.0057	1.14	KC
95-63-6	1,2,4-Trimethylbenzene	0.0023	U	mg/Kg dw	0.0023	0.0057	1.14	KC
96-12-8	1,2-Dibromo-3-Chloropropane	0.00090	U	mg/Kg dw	0.00090	0.0057	1.14	KC
106-93-4	1,2-Dibromoethane	0.00056	U	mg/Kg dw	0.00056	0.0057	1.14	KC
95-50-1	1,2-Dichlorobenzene	0.0023	U	mg/Kg dw	0.0023	0.0057	1.14	KC
107-06-2	1,2-Dichloroethane	0.00043	U	mg/Kg dw	0.00043	0.0057	1.14	KC
78-87-5	1,2-Dichloropropane	0.00046	U	mg/Kg dw	0.00046	0.0057	1.14	KC
108-67-8	1,3,5-Trimethylbenzene	0.00034	U	mg/Kg dw	0.00034	0.0057	1.14	KC
541-73-1	1,3-Dichlorobenzene	0.00079	U	mg/Kg dw	0.00079	0.0057	1.14	KC
142-28-9	1,3-Dichloropropane	0.00041	U	mg/Kg dw	0.00041	0.0057	1.14	KC
106-46-7	1,4-Dichlorobenzene	0.00085	U	mg/Kg dw	0.00085	0.0057	1.14	KC
594-20-7	2,2-Dichloropropane	0.00046	U	mg/Kg dw	0.00046	0.0057	1.14	KC
78-93-3	2-Butanone	0.023	U	mg/Kg dw	0.023	0.028	1.14	KC
110-75-8	2-Chloroethyl vinyl ether	0.0024	U	mg/Kg dw	0.0024	0.0057	1.14	KC
95-49-8	2-Chlorotoluene	0.00048	U	mg/Kg dw	0.00048	0.0057	1.14	KC
591-78-6	2-Hexanone	0.0024	U	mg/Kg dw	0.0024	0.028	1.14	KC
106-43-4	4-Chlorotoluene	0.00050	U	mg/Kg dw	0.00050	0.0057	1.14	KC
99-87-6	4-Isopropyltoluene	0.0023	U	mg/Kg dw	0.0023	0.0057	1.14	KC
108-10-1	4-Methyl-2-Pentanone	0.0015	U	mg/Kg dw	0.0015	0.028	1.14	KC
67-64-1	Acetone	0.034	U	mg/Kg dw	0.034	0.057	1.14	KC
75-05-8	Acetonitrile	0.063	U	mg/Kg dw	0.063	0.11	1.14	KC
71-43-2	Benzene	0.0017	U	mg/Kg dw	0.0017	0.0057	1.14	KC
108-86-1	Bromobenzene	0.00062	U	mg/Kg dw	0.00062	0.0057	1.14	KC
74-97-5	Bromochloromethane	0.00066	U	mg/Kg dw	0.00066	0.0057	1.14	KC
75-27-4	Bromodichloromethane	0.00041	U	mg/Kg dw	0.00041	0.0057	1.14	KC
75-25-2	Bromoform	0.0010	U	mg/Kg dw	0.0010	0.0057	1.14	KC
74-83-9	Bromomethane	0.0028	U	mg/Kg dw	0.0028	0.011	1.14	KC
75-15-0	Carbon Disulfide	0.0023	U	mg/Kg dw	0.0023	0.0057	1.14	KC
56-23-5	Carbon Tetrachloride	0.00042	U	mg/Kg dw	0.00042	0.0057	1.14	KC
108-90-7	Chlorobenzene	0.00049	U	mg/Kg dw	0.00049	0.0057	1.14	KC
75-00-3	Chloroethane	0.0018	U	mg/Kg dw	0.0018	0.011	1.14	KC
67-66-3	Chloroform	0.00057	U	mg/Kg dw	0.00057	0.0057	1.14	KC
74-87-3	Chloromethane	0.00054	U	mg/Kg dw	0.00054	0.011	1.14	KC
156-59-2	cis-1,2-Dichloroethene	0.00072	U	mg/Kg dw	0.00072	0.0057	1.14	KC
10061-01-5	cis-1,3-Dichloropropene	0.00066	U	mg/Kg dw	0.00066	0.0057	1.14	KC

Millennium Laboratories Inc. - CERTIFICATE OF RESULTS

CAS#	Parameter	Result	QUAL	Units	LOD(MDL)	LOQ(PQL)	DF|QF	Analyst
124-48-1	Dibromochloromethane	0.00058	U	mg/Kg dw	0.00058	0.0057	1.14	KC
74-95-3	Dibromomethane	0.00054	U	mg/Kg dw	0.00054	0.0057	1.14	KC
75-71-8	Dichlorodifluoromethane	0.0011	U	mg/Kg dw	0.0011	0.0057	1.14	KC
97-63-2	Ethyl methacrylate	0.0013	U	mg/Kg dw	0.0013	0.0057	1.14	KC
100-41-4	Ethylbenzene	0.00041	U	mg/Kg dw	0.00041	0.0057	1.14	KC
87-68-3	Hexachlorobutadiene	0.0013	U	mg/Kg dw	0.0013	0.0057	1.14	KC
74-88-4	Iodomethane	0.0023	U	mg/Kg dw	0.0023	0.011	1.14	KC
78-83-1	Isobutanol	0.11	U	mg/Kg dw	0.11	0.11	1.14	KC
98-82-8	Isopropylbenzene	0.00040	U	mg/Kg dw	0.00040	0.0057	1.14	KC
136777-61-2	m + p Xylene	0.0011	U	mg/Kg dw	0.0011	0.011	1.14	KC
80-62-6	Methyl methacrylate	0.0016	U	mg/Kg dw	0.0016	0.0057	1.14	KC
1634-04-4	Methyl tert-Butyl Ether	0.00047	U	mg/Kg dw	0.00047	0.057	1.14	KC
75-09-2	Methylene Chloride	0.023	U	mg/Kg dw	0.023	0.028	1.14	KC
104-51-8	n-Butylbenzene	0.0023	U	mg/Kg dw	0.0023	0.0057	1.14	KC
103-65-1	N-Propylbenzene	0.00055	U	mg/Kg dw	0.00055	0.0057	1.14	KC
91-20-3	Naphthalene	0.0057	U	mg/Kg dw	0.0057	0.011	1.14	KC
95-47-6	o-Xylene	0.00080	U	mg/Kg dw	0.00080	0.0057	1.14	KC
76-01-7	Pentachloroethane	0.0018	U	mg/Kg dw	0.0018	0.0057	1.14	KC
107-12-0	Propionitrile	0.058	U	mg/Kg dw	0.058	0.11	1.14	KC
135-98-8	sec-Butylbenzene	0.00046	U	mg/Kg dw	0.00046	0.0057	1.14	KC
100-42-5	Styrene	0.00040	U	mg/Kg dw	0.00040	0.0057	1.14	KC
98-06-6	tert-Butylbenzene	0.00062	U	mg/Kg dw	0.00062	0.0057	1.14	KC
127-18-4	Tetrachloroethene	0.00032	U	mg/Kg dw	0.00032	0.0057	1.14	KC
108-88-3	Toluene	0.0014	U	mg/Kg dw	0.0014	0.0057	1.14	KC
156-60-5	trans-1,2-Dichloroethene	0.00049	U	mg/Kg dw	0.00049	0.0057	1.14	KC
10061-02-6	trans-1,3-Dichloropropene	0.00054	U	mg/Kg dw	0.00054	0.0057	1.14	KC
110-57-6	trans-1,4-Dichloro-2-butene	0.0018	U	mg/Kg dw	0.0018	0.011	1.14	KC
79-01-6	Trichloroethene	0.0023	U	mg/Kg dw	0.0023	0.0057	1.14	KC
75-69-4	Trichlorofluoromethane	0.00067	U	mg/Kg dw	0.00067	0.0057	1.14	KC
108-05-4	Vinyl Acetate	0.0025	U	mg/Kg dw	0.0025	0.011	1.14	KC
75-01-4	Vinyl Chloride	0.00073	U	mg/Kg dw	0.00073	0.0057	1.14	KC

Surrogates

CAS#	Parameter	Result	Expect Value	QUAL	Recovery	Unit	Limits	Analyst
17060-07-0	1,2-Dichloroethane-d4	0.0353	0.0400		88	%	70 - 150	KC
460-00-4	p-Bromofluorobenzene	0.0328	0.0400		82	%	70 - 150	KC
2037-26-5	Toluene-d8	0.0373	0.0400		93	%	70 - 150	KC

Millennium Laboratories Inc. - CERTIFICATE OF RESULTS

ML#:011500025-08 container [01] Field Ident: SB-1 (0.5) Site Name: Site K
Matrix: LQM-Soil Preservative: None Date Collected:2015-01-13 13:50:00
Percent Solids: 82.8 % Lab Filtered: No Report Code: S8260B SOP : MLVM-0002
Instrument : VMA5973
Method: EPA 8260B Volatile Organics Batch ID:1S012615
Date Prepared: Date Analyzed: 2015-01-27 12:26:00

CAS#	Parameter	Result	QUAL	Units	LOD(MDL)	LOQ(PQL)	DF|QF	Analyst
630-20-6	1,1,1,2-Tetrachloroethane	0.00029	U	mg/Kg dw	0.00029	0.0055	1.11	KC
71-55-6	1,1,1-Trichloroethane	0.00055	U	mg/Kg dw	0.00055	0.0055	1.11	KC
79-34-5	1,1,2,2-Tetrachloroethane	0.00043	U	mg/Kg dw	0.00043	0.0055	1.11	KC
79-00-5	1,1,2-Trichloroethane	0.00051	U	mg/Kg dw	0.00051	0.0055	1.11	KC
75-34-3	1,1-Dichloroethane	0.00041	U	mg/Kg dw	0.00041	0.0055	1.11	KC
75-35-4	1,1-Dichloroethene	0.00047	U	mg/Kg dw	0.00047	0.0055	1.11	KC
563-58-6	1,1-Dichloropropene	0.00069	U	mg/Kg dw	0.00069	0.0055	1.11	KC
87-61-6	1,2,3-Trichlorobenzene	0.0022	U	mg/Kg dw	0.0022	0.0055	1.11	KC
96-18-4	1,2,3-Trichloropropane	0.00043	U	mg/Kg dw	0.00043	0.0055	1.11	KC
120-82-1	1,2,4-Trichlorobenzene	0.0022	U	mg/Kg dw	0.0022	0.0055	1.11	KC
95-63-6	1,2,4-Trimethylbenzene	0.0022	U	mg/Kg dw	0.0022	0.0055	1.11	KC
96-12-8	1,2-Dibromo-3-Chloropropane	0.00088	U	mg/Kg dw	0.00088	0.0055	1.11	KC
106-93-4	1,2-Dibromoethane	0.00054	U	mg/Kg dw	0.00054	0.0055	1.11	KC
95-50-1	1,2-Dichlorobenzene	0.0022	U	mg/Kg dw	0.0022	0.0055	1.11	KC
107-06-2	1,2-Dichloroethane	0.00042	U	mg/Kg dw	0.00042	0.0055	1.11	KC
78-87-5	1,2-Dichloropropane	0.00044	U	mg/Kg dw	0.00044	0.0055	1.11	KC
108-67-8	1,3,5-Trimethylbenzene	0.00033	U	mg/Kg dw	0.00033	0.0055	1.11	KC
541-73-1	1,3-Dichlorobenzene	0.00077	U	mg/Kg dw	0.00077	0.0055	1.11	KC
142-28-9	1,3-Dichloropropane	0.00040	U	mg/Kg dw	0.00040	0.0055	1.11	KC
106-46-7	1,4-Dichlorobenzene	0.00083	U	mg/Kg dw	0.00083	0.0055	1.11	KC
594-20-7	2,2-Dichloropropane	0.00044	U	mg/Kg dw	0.00044	0.0055	1.11	KC
78-93-3	2-Butanone	0.022	U	mg/Kg dw	0.022	0.028	1.11	KC
110-75-8	2-Chloroethyl vinyl ether	0.0023	U	mg/Kg dw	0.0023	0.0055	1.11	KC
95-49-8	2-Chlorotoluene	0.00047	U	mg/Kg dw	0.00047	0.0055	1.11	KC
591-78-6	2-Hexanone	0.0023	U	mg/Kg dw	0.0023	0.028	1.11	KC
106-43-4	4-Chlorotoluene	0.00049	U	mg/Kg dw	0.00049	0.0055	1.11	KC
99-87-6	4-Isopropyltoluene	0.0022	U	mg/Kg dw	0.0022	0.0055	1.11	KC
108-10-1	4-Methyl-2-Pentanone	0.0014	U	mg/Kg dw	0.0014	0.028	1.11	KC
67-64-1	Acetone	0.033	U	mg/Kg dw	0.033	0.055	1.11	KC
75-05-8	Acetonitrile	0.061	U	mg/Kg dw	0.061	0.11	1.11	KC
71-43-2	Benzene	0.0017	U	mg/Kg dw	0.0017	0.0055	1.11	KC
108-86-1	Bromobenzene	0.00060	U	mg/Kg dw	0.00060	0.0055	1.11	KC
74-97-5	Bromochloromethane	0.00064	U	mg/Kg dw	0.00064	0.0055	1.11	KC
75-27-4	Bromodichloromethane	0.00040	U	mg/Kg dw	0.00040	0.0055	1.11	KC
75-25-2	Bromoform	0.00099	U	mg/Kg dw	0.00099	0.0055	1.11	KC
74-83-9	Bromomethane	0.0028	U	mg/Kg dw	0.0028	0.011	1.11	KC
75-15-0	Carbon Disulfide	0.0022	U	mg/Kg dw	0.0022	0.0055	1.11	KC
56-23-5	Carbon Tetrachloride	0.00041	U	mg/Kg dw	0.00041	0.0055	1.11	KC
108-90-7	Chlorobenzene	0.00048	U	mg/Kg dw	0.00048	0.0055	1.11	KC
75-00-3	Chloroethane	0.0018	U	mg/Kg dw	0.0018	0.011	1.11	KC
67-66-3	Chloroform	0.00055	U	mg/Kg dw	0.00055	0.0055	1.11	KC
74-87-3	Chloromethane	0.00052	U	mg/Kg dw	0.00052	0.011	1.11	KC
156-59-2	cis-1,2-Dichloroethene	0.00070	U	mg/Kg dw	0.00070	0.0055	1.11	KC
10061-01-5	cis-1,3-Dichloropropene	0.00064	U	mg/Kg dw	0.00064	0.0055	1.11	KC

Millennium Laboratories Inc. - CERTIFICATE OF RESULTS

CAS#	Parameter	Result	QUAL	Units	LOD(MDL)	LOQ(PQL)	DF|QF	Analyst
124-48-1	Dibromochloromethane	0.00057	U	mg/Kg dw	0.00057	0.0055	1.11	KC
74-95-3	Dibromomethane	0.00052	U	mg/Kg dw	0.00052	0.0055	1.11	KC
75-71-8	Dichlorodifluoromethane	0.0011	U	mg/Kg dw	0.0011	0.0055	1.11	KC
97-63-2	Ethyl methacrylate	0.0012	U	mg/Kg dw	0.0012	0.0055	1.11	KC
100-41-4	Ethylbenzene	0.00040	U	mg/Kg dw	0.00040	0.0055	1.11	KC
87-68-3	Hexachlorobutadiene	0.0012	U	mg/Kg dw	0.0012	0.0055	1.11	KC
74-88-4	Iodomethane	0.0022	U	mg/Kg dw	0.0022	0.011	1.11	KC
78-83-1	Isobutanol	0.11	U	mg/Kg dw	0.11	0.11	1.11	KC
98-82-8	Isopropylbenzene	0.00039	U	mg/Kg dw	0.00039	0.0055	1.11	KC
136777-61-2	m + p Xylene	0.0011	U	mg/Kg dw	0.0011	0.011	1.11	KC
80-62-6	Methyl methacrylate	0.0016	U	mg/Kg dw	0.0016	0.0055	1.11	KC
1634-04-4	Methyl tert-Butyl Ether	0.00045	U	mg/Kg dw	0.00045	0.055	1.11	KC
75-09-2	Methylene Chloride	0.022	U	mg/Kg dw	0.022	0.028	1.11	KC
104-51-8	n-Butylbenzene	0.0022	U	mg/Kg dw	0.0022	0.0055	1.11	KC
103-65-1	N-Propylbenzene	0.00053	U	mg/Kg dw	0.00053	0.0055	1.11	KC
91-20-3	Naphthalene	0.0055	U	mg/Kg dw	0.0055	0.011	1.11	KC
95-47-6	o-Xylene	**0.00091**	**I**	mg/Kg dw	0.00078	0.0055	1.11	KC
76-01-7	Pentachloroethane	0.0018	U	mg/Kg dw	0.0018	0.0055	1.11	KC
107-12-0	Propionitrile	0.057	U	mg/Kg dw	0.057	0.11	1.11	KC
135-98-8	sec-Butylbenzene	0.00044	U	mg/Kg dw	0.00044	0.0055	1.11	KC
100-42-5	Styrene	0.00039	U	mg/Kg dw	0.00039	0.0055	1.11	KC
98-06-6	tert-Butylbenzene	0.00060	U	mg/Kg dw	0.00060	0.0055	1.11	KC
127-18-4	Tetrachloroethene	0.00031	U	mg/Kg dw	0.00031	0.0055	1.11	KC
108-88-3	Toluene	0.0013	U	mg/Kg dw	0.0013	0.0055	1.11	KC
156-60-5	trans-1,2-Dichloroethene	0.00048	U	mg/Kg dw	0.00048	0.0055	1.11	KC
10061-02-6	trans-1,3-Dichloropropene	0.00052	U	mg/Kg dw	0.00052	0.0055	1.11	KC
110-57-6	trans-1,4-Dichloro-2-butene	0.0018	U	mg/Kg dw	0.0018	0.011	1.11	KC
79-01-6	Trichloroethene	0.0022	U	mg/Kg dw	0.0022	0.0055	1.11	KC
75-69-4	Trichlorofluoromethane	0.00065	U	mg/Kg dw	0.00065	0.0055	1.11	KC
108-05-4	Vinyl Acetate	0.0024	U	mg/Kg dw	0.0024	0.011	1.11	KC
75-01-4	Vinyl Chloride	0.00071	U	mg/Kg dw	0.00071	0.0055	1.11	KC

Surrogates

CAS#	Parameter	Result	Expect Value	QUAL	Recovery	Unit	Limits	Analyst
17060-07-0	1,2-Dichloroethane-d4	0.0343	0.0400		86	%	70 - 150	KC
460-00-4	p-Bromofluorobenzene	0.0358	0.0400		89	%	70 - 150	KC
2037-26-5	Toluene-d8	0.0413	0.0400		103	%	70 - 150	KC

Millennium Laboratories Inc. - CERTIFICATE OF RESULTS

ML#:011500025-01 container [05]
Matrix: LQM-Soil
Percent Solids: 96.9 % Lab Filtered: No

Field Ident: SB-2 (2)
Preservative: None
Report Code: S8270C-LL
Instrument : SMB5973

Site Name: Site K
Date Collected:2015-01-13 14:40:00
SOP : MLSM-0004 MLSM-0005

Method: EPA 8270C Low Level PAH
Date Prepared:2015-01-21 10:00:00

Batch ID:012115Q
Date Analyzed: 2015-01-25 00:34:00

CAS#	Parameter	Result	QUAL	Units	LOD(MDL)	LOQ(PQL)	DF|QF	Analyst
90-12-0	1-Methylnaphthalene	0.0053	U	mg/Kg dw	0.0053	0.034	1.03	TZ
91-57-6	2-Methylnaphthalene	0.0037	U	mg/Kg dw	0.0037	0.034	1.03	TZ
83-32-9	Acenaphthene	**0.0020**	**I**	mg/Kg dw	0.00070	0.034	1.03	TZ
208-96-8	Acenaphthylene	**0.0022**	**I**	mg/Kg dw	0.0013	0.034	1.03	TZ
120-12-7	Anthracene	**0.012**		mg/Kg dw	0.00052	0.0069	1.03	TZ
56-55-3	Benz(a)Anthracene	**0.20**		mg/Kg dw	0.0011	0.0069	1.03	TZ
50-32-8	Benzo(a)pyrene	**0.17**		mg/Kg dw	0.0012	0.0069	1.03	TZ
205-99-2	Benzo(b)fluoranthene	0.0021	U	mg/Kg dw	0.0021	0.0069	1.03	TZ
191-24-2	Benzo(g,h,i)perylene	**0.13**		mg/Kg dw	0.0037	0.018	1.03	TZ
207-08-9	Benzo(k)fluoranthene	**0.23**		mg/Kg dw	0.0020	0.0069	1.03	TZ
218-01-9	Chrysene	**0.24**		mg/Kg dw	0.0010	0.0069	1.03	TZ
53-70-3	Dibenz(a,h)Anthracene	0.0038	U	mg/Kg dw	0.0038	0.0069	1.03	TZ
206-44-0	Fluoranthene	**0.29**		mg/Kg dw	0.0018	0.018	1.03	TZ
86-73-7	Fluorene	0.00085	U	mg/Kg dw	0.00085	0.018	1.03	TZ
193-39-5	Indeno(1,2,3-cd)pyrene	**0.15**		mg/Kg dw	0.0025	0.0069	1.03	TZ
91-20-3	Naphthalene	0.00039	U	mg/Kg dw	0.00039	0.034	1.03	TZ
85-01-8	Phenanthrene	**0.053**		mg/Kg dw	0.00079	0.0069	1.03	TZ
129-00-0	Pyrene	**0.29**		mg/Kg dw	0.0043	0.018	1.03	TZ

Surrogates

CAS#	Parameter	Result	Expect Value	QUAL	Recovery	Unit	Limits	Analyst
321-60-8	2-Fluorobiphenyl	0.112	0.165		68	%	30 - 170	TZ
4165-60-0	Nitrobenzene-d5	0.0976	0.165		59	%	30 - 170	TZ
1718-51-0	p-Terphenyl-d14	0.164	0.165		99	%	30 - 170	TZ

Millennium Laboratories Inc. - CERTIFICATE OF RESULTS

ML#:011500025-02 container [05]
Matrix: LQM-Soil
Percent Solids: 97.2 % Lab Filtered: No

Field Ident: SB-2 (4)
Preservative: None
Report Code: S8270C-LL
Instrument : SMB5973

Site Name: Site K
Date Collected:2015-01-13 14:40:00
SOP : MLSM-0004 MLSM-0005

Method: EPA 8270C Low Level PAH
Date Prepared:2015-01-21 10:00:00

Batch ID:012115Q
Date Analyzed: 2015-01-24 22:28:00

CAS#	Parameter	Result	QUAL	Units	LOD(MDL)	LOQ(PQL)	DF|QF	Analyst
90-12-0	1-Methylnaphthalene	0.0053	U	mg/Kg dw	0.0053	0.034	1.03	TZ
91-57-6	2-Methylnaphthalene	0.0037	U	mg/Kg dw	0.0037	0.034	1.03	TZ
83-32-9	Acenaphthene	0.00070	U	mg/Kg dw	0.00070	0.034	1.03	TZ
208-96-8	Acenaphthylene	0.0013	U	mg/Kg dw	0.0013	0.034	1.03	TZ
120-12-7	Anthracene	0.00052	U	mg/Kg dw	0.00052	0.0069	1.03	TZ
56-55-3	Benz(a)Anthracene	0.0011	U	mg/Kg dw	0.0011	0.0069	1.03	TZ
50-32-8	Benzo(a)pyrene	0.0012	U	mg/Kg dw	0.0012	0.0069	1.03	TZ
205-99-2	Benzo(b)fluoranthene	0.0021	U	mg/Kg dw	0.0021	0.0069	1.03	TZ
191-24-2	Benzo(g,h,i)perylene	0.0037	U	mg/Kg dw	0.0037	0.018	1.03	TZ
207-08-9	Benzo(k)fluoranthene	0.0020	U	mg/Kg dw	0.0020	0.0069	1.03	TZ
218-01-9	Chrysene	0.0010	U	mg/Kg dw	0.0010	0.0069	1.03	TZ
53-70-3	Dibenz(a,h)Anthracene	0.0038	U	mg/Kg dw	0.0038	0.0069	1.03	TZ
206-44-0	Fluoranthene	0.0018	U	mg/Kg dw	0.0018	0.018	1.03	TZ
86-73-7	Fluorene	0.00085	U	mg/Kg dw	0.00085	0.018	1.03	TZ
193-39-5	Indeno(1,2,3-cd)pyrene	0.0025	U	mg/Kg dw	0.0025	0.0069	1.03	TZ
91-20-3	Naphthalene	0.00039	U	mg/Kg dw	0.00039	0.034	1.03	TZ
85-01-8	Phenanthrene	0.00079	U	mg/Kg dw	0.00079	0.0069	1.03	TZ
129-00-0	Pyrene	0.0043	U	mg/Kg dw	0.0043	0.018	1.03	TZ

Surrogates

CAS#	Parameter	Result	Expect Value	QUAL	Recovery	Unit	Limits	Analyst
321-60-8	2-Fluorobiphenyl	0.140	0.165		85	%	30 - 170	TZ
4165-60-0	Nitrobenzene-d5	0.130	0.165		79	%	30 - 170	TZ
1718-51-0	p-Terphenyl-d14	0.163	0.165		99	%	30 - 170	TZ

Millennium Laboratories Inc. - CERTIFICATE OF RESULTS

ML#:011500025-03 container [05] Field Ident: SB-3 (0.5) Site Name: Site K
Matrix: LQM-Soil Preservative: None Date Collected:2015-01-13 15:00:00
Percent Solids: 94.5 % Lab Filtered: No Report Code: S8270C-LL SOP : MLSM-0004 MLSM-0005
Instrument : SMB5973
Method: EPA 8270C Low Level PAH Batch ID:012115Q
Date Prepared:2015-01-21 10:00:00 Date Analyzed: 2015-01-25 04:15:00

CAS#	Parameter	Result	QUAL	Units	LOD(MDL)	LOQ(PQL)	DF|QF	Analyst
90-12-0	1-Methylnaphthalene	0.0054	U	mg/Kg dw	0.0054	0.035	1.06	TZ
91-57-6	2-Methylnaphthalene	0.0038	U	mg/Kg dw	0.0038	0.035	1.06	TZ
83-32-9	Acenaphthene	0.00072	U	mg/Kg dw	0.00072	0.035	1.06	TZ
208-96-8	Acenaphthylene	0.0014	U	mg/Kg dw	0.0014	0.035	1.06	TZ
120-12-7	Anthracene	0.00053	U	mg/Kg dw	0.00053	0.0071	1.06	TZ
56-55-3	Benz(a)Anthracene	0.0012	U	mg/Kg dw	0.0012	0.0071	1.06	TZ
50-32-8	Benzo(a)pyrene	0.0013	U	mg/Kg dw	0.0013	0.0071	1.06	TZ
205-99-2	Benzo(b)fluoranthene	0.0021	U	mg/Kg dw	0.0021	0.0071	1.06	TZ
191-24-2	Benzo(g,h,i)perylene	0.0038	U	mg/Kg dw	0.0038	0.018	1.06	TZ
207-08-9	Benzo(k)fluoranthene	0.0020	U	mg/Kg dw	0.0020	0.0071	1.06	TZ
218-01-9	Chrysene	0.0011	U	mg/Kg dw	0.0011	0.0071	1.06	TZ
53-70-3	Dibenz(a,h)Anthracene	0.0039	U	mg/Kg dw	0.0039	0.0071	1.06	TZ
206-44-0	Fluoranthene	0.0018	U	mg/Kg dw	0.0018	0.018	1.06	TZ
86-73-7	Fluorene	0.00088	U	mg/Kg dw	0.00088	0.018	1.06	TZ
193-39-5	Indeno(1,2,3-cd)pyrene	0.0025	U	mg/Kg dw	0.0025	0.0071	1.06	TZ
91-20-3	Naphthalene	0.00040	U	mg/Kg dw	0.00040	0.035	1.06	TZ
85-01-8	Phenanthrene	0.00082	U	mg/Kg dw	0.00082	0.0071	1.06	TZ
129-00-0	Pyrene	0.0045	U	mg/Kg dw	0.0045	0.018	1.06	TZ

Surrogates

CAS#	Parameter	Result	Expect Value	QUAL	Recovery	Unit	Limits	Analyst
321-60-8	2-Fluorobiphenyl	0.137	0.165		83	%	30 - 170	TZ
4165-60-0	Nitrobenzene-d5	0.136	0.165		83	%	30 - 170	TZ
1718-51-0	p-Terphenyl-d14	0.148	0.165		90	%	30 - 170	TZ

Millennium Laboratories Inc. - CERTIFICATE OF RESULTS

ML#:011500025-04 container [05] Field Ident: SB-3 (4) Site Name: Site K
Matrix: LQM-Soil Preservative: None Date Collected:2015-01-13 15:00:00
Percent Solids: 97.6 % Lab Filtered: No Report Code: S8270C-LL SOP : MLSM-0004 MLSM-0005
Instrument : SMB5973
Method: EPA 8270C Low Level PAH Batch ID:012115Q
Date Prepared:2015-01-21 10:00:00 Date Analyzed: 2015-01-24 23:00:00

CAS#	Parameter	Result	QUAL	Units	LOD(MDL)	LOQ(PQL)	DF|QF	Analyst
90-12-0	1-Methylnaphthalene	0.0052	U	mg/Kg dw	0.0052	0.034	1.02	TZ
91-57-6	2-Methylnaphthalene	0.0037	U	mg/Kg dw	0.0037	0.034	1.02	TZ
83-32-9	Acenaphthene	0.00069	U	mg/Kg dw	0.00069	0.034	1.02	TZ
208-96-8	Acenaphthylene	0.0013	U	mg/Kg dw	0.0013	0.034	1.02	TZ
120-12-7	Anthracene	0.00051	U	mg/Kg dw	0.00051	0.0068	1.02	TZ
56-55-3	Benz(a)Anthracene	0.0011	U	mg/Kg dw	0.0011	0.0068	1.02	TZ
50-32-8	Benzo(a)pyrene	0.0012	U	mg/Kg dw	0.0012	0.0068	1.02	TZ
205-99-2	Benzo(b)fluoranthene	0.0020	U	mg/Kg dw	0.0020	0.0068	1.02	TZ
191-24-2	Benzo(g,h,i)perylene	0.0037	U	mg/Kg dw	0.0037	0.017	1.02	TZ
207-08-9	Benzo(k)fluoranthene	0.0019	U	mg/Kg dw	0.0019	0.0068	1.02	TZ
218-01-9	Chrysene	0.0010	U	mg/Kg dw	0.0010	0.0068	1.02	TZ
53-70-3	Dibenz(a,h)Anthracene	0.0038	U	mg/Kg dw	0.0038	0.0068	1.02	TZ
206-44-0	Fluoranthene	0.0017	U	mg/Kg dw	0.0017	0.017	1.02	TZ
86-73-7	Fluorene	0.00085	U	mg/Kg dw	0.00085	0.017	1.02	TZ
193-39-5	Indeno(1,2,3-cd)pyrene	0.0024	U	mg/Kg dw	0.0024	0.0068	1.02	TZ
91-20-3	Naphthalene	0.00039	U	mg/Kg dw	0.00039	0.034	1.02	TZ
85-01-8	Phenanthrene	0.00079	U	mg/Kg dw	0.00079	0.0068	1.02	TZ
129-00-0	Pyrene	0.0043	U	mg/Kg dw	0.0043	0.017	1.02	TZ

Surrogates

CAS#	Parameter	Result	Expect Value	QUAL	Recovery	Unit	Limits	Analyst
321-60-8	2-Fluorobiphenyl	0.153	0.165		93	%	30 - 170	TZ
4165-60-0	Nitrobenzene-d5	0.125	0.165		76	%	30 - 170	TZ
1718-51-0	p-Terphenyl-d14	0.148	0.165		90	%	30 - 170	TZ

Millennium Laboratories Inc. - CERTIFICATE OF RESULTS

ML#:011500025-05 container [05]
Matrix: LQM-Soil
Percent Solids: 98.3 % Lab Filtered: No

Field Ident: SB-1 (4)
Preservative: None
Report Code: S8270C-LL
Instrument : SMB5973

Site Name: Site K
Date Collected:2015-01-13 15:50:00
SOP : MLSM-0004 MLSM-0005

Method: EPA 8270C Low Level PAH
Date Prepared:2015-01-21 10:00:00

Batch ID:012115Q
Date Analyzed: 2015-01-24 23:31:00

CAS#	Parameter	Result	QUAL	Units	LOD(MDL)	LOQ(PQL)	DF|QF	Analyst
90-12-0	1-Methylnaphthalene	0.0059	U	mg/Kg dw	0.0059	0.038	1.16	TZ
91-57-6	2-Methylnaphthalene	0.0042	U	mg/Kg dw	0.0042	0.038	1.16	TZ
83-32-9	Acenaphthene	0.00079	U	mg/Kg dw	0.00079	0.038	1.16	TZ
208-96-8	Acenaphthylene	0.0015	U	mg/Kg dw	0.0015	0.038	1.16	TZ
120-12-7	Anthracene	0.00058	U	mg/Kg dw	0.00058	0.0078	1.16	TZ
56-55-3	Benz(a)Anthracene	0.0013	U	mg/Kg dw	0.0013	0.0078	1.16	TZ
50-32-8	Benzo(a)pyrene	0.0014	U	mg/Kg dw	0.0014	0.0078	1.16	TZ
205-99-2	Benzo(b)fluoranthene	0.0023	U	mg/Kg dw	0.0023	0.0078	1.16	TZ
191-24-2	Benzo(g,h,i)perylene	0.0042	U	mg/Kg dw	0.0042	0.020	1.16	TZ
207-08-9	Benzo(k)fluoranthene	0.0022	U	mg/Kg dw	0.0022	0.0078	1.16	TZ
218-01-9	Chrysene	0.0012	U	mg/Kg dw	0.0012	0.0078	1.16	TZ
53-70-3	Dibenz(a,h)Anthracene	0.0043	U	mg/Kg dw	0.0043	0.0078	1.16	TZ
206-44-0	Fluoranthene	0.0020	U	mg/Kg dw	0.0020	0.020	1.16	TZ
86-73-7	Fluorene	0.00096	U	mg/Kg dw	0.00096	0.020	1.16	TZ
193-39-5	Indeno(1,2,3-cd)pyrene	0.0028	U	mg/Kg dw	0.0028	0.0078	1.16	TZ
91-20-3	Naphthalene	0.00044	U	mg/Kg dw	0.00044	0.038	1.16	TZ
85-01-8	Phenanthrene	0.00089	U	mg/Kg dw	0.00089	0.0078	1.16	TZ
129-00-0	Pyrene	0.0049	U	mg/Kg dw	0.0049	0.020	1.16	TZ

Surrogates

CAS#	Parameter	Result	Expect Value	QUAL	Recovery	Unit	Limits	Analyst
321-60-8	2-Fluorobiphenyl	0.142	0.165		86	%	30 - 170	TZ
4165-60-0	Nitrobenzene-d5	0.122	0.165		74	%	30 - 170	TZ
1718-51-0	p-Terphenyl-d14	0.149	0.165		90	%	30 - 170	TZ

Millennium Laboratories Inc. - CERTIFICATE OF RESULTS

ML#:011500025-06 container [05] Field Ident: SB-9 (4) Site Name: Site K
Matrix: LQM-Soil Preservative: None Date Collected:2015-01-13 13:10:00
Percent Solids: 95.1 % Lab Filtered: No Report Code: S8270C-LL SOP : MLSM-0004 MLSM-0005
Instrument : SMB5973
Method: EPA 8270C Low Level PAH Batch ID:012115Q
Date Prepared:2015-01-21 10:00:00 Date Analyzed: 2015-01-25 00:03:00

CAS#	Parameter	Result	QUAL	Units	LOD(MDL)	LOQ(PQL)	DF|QF	Analyst
90-12-0	1-Methylnaphthalene	0.0052	U	mg/Kg dw	0.0052	0.033	1.01	TZ
91-57-6	2-Methylnaphthalene	0.0036	U	mg/Kg dw	0.0036	0.033	1.01	TZ
83-32-9	Acenaphthene	0.00069	U	mg/Kg dw	0.00069	0.033	1.01	TZ
208-96-8	Acenaphthylene	0.0013	U	mg/Kg dw	0.0013	0.033	1.01	TZ
120-12-7	Anthracene	0.00050	U	mg/Kg dw	0.00050	0.0068	1.01	TZ
56-55-3	Benz(a)Anthracene	0.0011	U	mg/Kg dw	0.0011	0.0068	1.01	TZ
50-32-8	Benzo(a)pyrene	0.0012	U	mg/Kg dw	0.0012	0.0068	1.01	TZ
205-99-2	Benzo(b)fluoranthene	0.0020	U	mg/Kg dw	0.0020	0.0068	1.01	TZ
191-24-2	Benzo(g,h,i)perylene	0.0036	U	mg/Kg dw	0.0036	0.017	1.01	TZ
207-08-9	Benzo(k)fluoranthene	0.0019	U	mg/Kg dw	0.0019	0.0068	1.01	TZ
218-01-9	Chrysene	0.0010	U	mg/Kg dw	0.0010	0.0068	1.01	TZ
53-70-3	Dibenz(a,h)Anthracene	0.0037	U	mg/Kg dw	0.0037	0.0068	1.01	TZ
206-44-0	Fluoranthene	0.0017	U	mg/Kg dw	0.0017	0.017	1.01	TZ
86-73-7	Fluorene	0.00084	U	mg/Kg dw	0.00084	0.017	1.01	TZ
193-39-5	Indeno(1,2,3-cd)pyrene	0.0024	U	mg/Kg dw	0.0024	0.0068	1.01	TZ
91-20-3	Naphthalene	0.00038	U	mg/Kg dw	0.00038	0.033	1.01	TZ
85-01-8	Phenanthrene	0.00078	U	mg/Kg dw	0.00078	0.0068	1.01	TZ
129-00-0	Pyrene	0.0042	U	mg/Kg dw	0.0042	0.017	1.01	TZ

Surrogates

CAS#	Parameter	Result	Expect Value	QUAL	Recovery	Unit	Limits	Analyst
321-60-8	2-Fluorobiphenyl	0.136	0.165		82	%	30 - 170	TZ
4165-60-0	Nitrobenzene-d5	0.116	0.165		71	%	30 - 170	TZ
1718-51-0	p-Terphenyl-d14	0.154	0.165		94	%	30 - 170	TZ

Millennium Laboratories Inc. - CERTIFICATE OF RESULTS

ML#:011500025-07 container [05]
Matrix: LQM-Soil
Percent Solids: 89.2 % Lab Filtered: No

Field Ident: SB-3 (2)
Preservative: None
Report Code: S8270C-LL
Instrument : SMB5973

Site Name: Site K
Date Collected:2015-01-13 15:00:00
SOP : MLSM-0004 MLSM-0005

Method: EPA 8270C Low Level PAH
Date Prepared:2015-01-21 10:00:00

Batch ID:012115Q
Date Analyzed: 2015-01-25 04:47:00

CAS#	Parameter	Result	QUAL	Units	LOD(MDL)	LOQ(PQL)	DF|QF	Analyst
90-12-0	1-Methylnaphthalene	0.0056	U	mg/Kg dw	0.0056	0.036	1.10	TZ
91-57-6	2-Methylnaphthalene	0.0040	U	mg/Kg dw	0.0040	0.036	1.10	TZ
83-32-9	Acenaphthene	0.00075	U	mg/Kg dw	0.00075	0.036	1.10	TZ
208-96-8	Acenaphthylene	**0.0064**	**I**	mg/Kg dw	0.0014	0.036	1.10	TZ
120-12-7	Anthracene	0.00055	U	mg/Kg dw	0.00055	0.0074	1.10	TZ
56-55-3	Benz(a)Anthracene	0.0012	U	mg/Kg dw	0.0012	0.0074	1.10	TZ
50-32-8	Benzo(a)pyrene	0.0013	U	mg/Kg dw	0.0013	0.0074	1.10	TZ
205-99-2	Benzo(b)fluoranthene	0.0022	U	mg/Kg dw	0.0022	0.0074	1.10	TZ
191-24-2	Benzo(g,h,i)perylene	0.0040	U	mg/Kg dw	0.0040	0.019	1.10	TZ
207-08-9	Benzo(k)fluoranthene	0.0021	U	mg/Kg dw	0.0021	0.0074	1.10	TZ
218-01-9	Chrysene	0.0011	U	mg/Kg dw	0.0011	0.0074	1.10	TZ
53-70-3	Dibenz(a,h)Anthracene	0.0041	U	mg/Kg dw	0.0041	0.0074	1.10	TZ
206-44-0	Fluoranthene	**0.097**		mg/Kg dw	0.0019	0.019	1.10	TZ
86-73-7	Fluorene	0.00091	U	mg/Kg dw	0.00091	0.019	1.10	TZ
193-39-5	Indeno(1,2,3-cd)pyrene	0.0026	U	mg/Kg dw	0.0026	0.0074	1.10	TZ
91-20-3	Naphthalene	0.00042	U	mg/Kg dw	0.00042	0.036	1.10	TZ
85-01-8	Phenanthrene	0.00085	U	mg/Kg dw	0.00085	0.0074	1.10	TZ
129-00-0	Pyrene	**0.13**		mg/Kg dw	0.0046	0.019	1.10	TZ

Surrogates

CAS#	Parameter	Result	Expect Value	QUAL	Recovery	Unit	Limits	Analyst
321-60-8	2-Fluorobiphenyl	0.141	0.165		86	%	30 - 170	TZ
4165-60-0	Nitrobenzene-d5	0.124	0.165		75	%	30 - 170	TZ
1718-51-0	p-Terphenyl-d14	0.187	0.165		113	%	30 - 170	TZ

Millennium Laboratories Inc. - CERTIFICATE OF RESULTS

ML#:011500025-08 container [05]
Matrix: LQM-Soil
Percent Solids: 82.8 % Lab Filtered: No

Field Ident: SB-1 (0.5)
Preservative: None
Report Code: S8270C-LL
Instrument : SMB5973

Site Name: Site K
Date Collected:2015-01-13 13:50:00
SOP : MLSM-0004 MLSM-0005

Method: EPA 8270C Low Level PAH
Date Prepared:2015-01-21 10:00:00

Batch ID:012115Q
Date Analyzed: 2015-01-25 05:18:00

CAS#	Parameter	Result	QUAL	Units	LOD(MDL)	LOQ(PQL)	DF|QF	Analyst
90-12-0	1-Methylnaphthalene	0.0062	U	mg/Kg dw	0.0062	0.040	1.21	TZ
91-57-6	2-Methylnaphthalene	0.0044	U	mg/Kg dw	0.0044	0.040	1.21	TZ
83-32-9	Acenaphthene	0.00082	U	mg/Kg dw	0.00082	0.040	1.21	TZ
208-96-8	Acenaphthylene	0.0016	U	mg/Kg dw	0.0016	0.040	1.21	TZ
120-12-7	Anthracene	0.00060	U	mg/Kg dw	0.00060	0.0081	1.21	TZ
56-55-3	Benz(a)Anthracene	0.0013	U	mg/Kg dw	0.0013	0.0081	1.21	TZ
50-32-8	Benzo(a)pyrene	0.0015	U	mg/Kg dw	0.0015	0.0081	1.21	TZ
205-99-2	Benzo(b)fluoranthene	0.0024	U	mg/Kg dw	0.0024	0.0081	1.21	TZ
191-24-2	Benzo(g,h,i)perylene	0.0044	U	mg/Kg dw	0.0044	0.021	1.21	TZ
207-08-9	Benzo(k)fluoranthene	0.0023	U	mg/Kg dw	0.0023	0.0081	1.21	TZ
218-01-9	Chrysene	0.0012	U	mg/Kg dw	0.0012	0.0081	1.21	TZ
53-70-3	Dibenz(a,h)Anthracene	0.0045	U	mg/Kg dw	0.0045	0.0081	1.21	TZ
206-44-0	Fluoranthene	0.0021	U	mg/Kg dw	0.0021	0.021	1.21	TZ
86-73-7	Fluorene	0.0010	U	mg/Kg dw	0.0010	0.021	1.21	TZ
193-39-5	Indeno(1,2,3-cd)pyrene	0.0029	U	mg/Kg dw	0.0029	0.0081	1.21	TZ
91-20-3	Naphthalene	0.00046	U	mg/Kg dw	0.00046	0.040	1.21	TZ
85-01-8	Phenanthrene	0.00093	U	mg/Kg dw	0.00093	0.0081	1.21	TZ
129-00-0	Pyrene	0.0051	U	mg/Kg dw	0.0051	0.021	1.21	TZ

Surrogates

CAS#	Parameter	Result	Expect Value	QUAL	Recovery	Unit	Limits	Analyst
321-60-8	2-Fluorobiphenyl	0.123	0.165		75	%	30 - 170	TZ
4165-60-0	Nitrobenzene-d5	0.117	0.165		71	%	30 - 170	TZ
1718-51-0	p-Terphenyl-d14	0.181	0.165		110	%	30 - 170	TZ

Millennium Laboratories Inc. - CERTIFICATE OF RESULTS

ML#:011500025-01 container [06]
Matrix: LQM-Soil
Percent Solids: 96.9 % Lab Filtered: No

Field Ident: SB-2 (2)
Preservative: None
Report Code: S7471A-Hg
Instrument : MET-HG-01

Site Name: Site K
Date Collected:2015-01-13 14:40:00
SOP : MLME-0011

Method: EPA 7471A Mercury (Hg)
Date Prepared:2015-01-23 12:54:00

Batch ID:012315HS1
Date Analyzed: 2015-01-23 16:19:00

CAS#	Parameter	Result	QUAL	Units	LOD(MDL)	LOQ(PQL)	DF|QF	Analyst
7439-97-6	Mercury	**0.0080**	**I**	mg/Kg dw	0.0073	0.015	0.730	PSS

Millennium Laboratories Inc. - CERTIFICATE OF RESULTS

ML#:011500025-02 container [06]
Matrix: LQM-Soil
Percent Solids: 97.2 % Lab Filtered: No

Field Ident: SB-2 (4)
Preservative: None
Report Code: S7471A-Hg
Instrument : MET-HG-01

Site Name: Site K
Date Collected:2015-01-13 14:40:00
SOP : MLME-0011

Method: EPA 7471A Mercury (Hg)
Date Prepared:2015-01-23 12:54:00

Batch ID:012315HS1
Date Analyzed: 2015-01-23 16:19:00

CAS#	Parameter	Result	QUAL	Units	LOD(MDL)	LOQ(PQL)	DF|QF	Analyst
7439-97-6	Mercury	0.0080	U	mg/Kg dw	0.0080	0.016	0.800	PSS

Millennium Laboratories Inc. - CERTIFICATE OF RESULTS

ML#:011500025-03 container [06]
Matrix: LQM-Soil
Percent Solids: 94.5 % Lab Filtered: No

Field Ident: SB-3 (0.5)
Preservative: None
Report Code: S7471A-Hg
Instrument : MET-HG-01

Site Name: Site K
Date Collected:2015-01-13 15:00:00
SOP : MLME-0011

Method: EPA 7471A Mercury (Hg)
Date Prepared:2015-01-23 12:54:00

Batch ID:012315HS1
Date Analyzed: 2015-01-23 16:19:00

CAS#	Parameter	Result	QUAL	Units	LOD(MDL)	LOQ(PQL)	DF|QF	Analyst
7439-97-6	Mercury	0.0077	U	mg/Kg dw	0.0077	0.015	0.770	PSS

Millennium Laboratories Inc. - CERTIFICATE OF RESULTS

ML#:011500025-04 container [06]
Matrix: LQM-Soil
Percent Solids: 97.6 % Lab Filtered: No

Field Ident: SB-3 (4)
Preservative: None
Report Code: S7471A-Hg
Instrument : MET-HG-01

Site Name: Site K
Date Collected:2015-01-13 15:00:00
SOP : MLME-0011

Method: EPA 7471A Mercury (Hg)
Date Prepared:2015-01-23 12:54:00

Batch ID:012315HS1
Date Analyzed: 2015-01-23 16:19:00

CAS#	Parameter	Result	QUAL	Units	LOD(MDL)	LOQ(PQL)	DF|QF	Analyst
7439-97-6	Mercury	0.0074	U	mg/Kg dw	0.0074	0.015	0.740	PSS

Millennium Laboratories Inc. - CERTIFICATE OF RESULTS

ML#:011500025-05 container [06]
Matrix: LQM-Soil
Percent Solids: 98.3 % Lab Filtered: No

Field Ident: SB-1 (4)
Preservative: None
Report Code: S7471A-Hg
Instrument : MET-HG-01

Site Name: Site K
Date Collected:2015-01-13 15:50:00
SOP : MLME-0011

Method: EPA 7471A Mercury (Hg)
Date Prepared:2015-01-23 12:54:00

Batch ID:012315HS1
Date Analyzed: 2015-01-23 16:19:00

CAS#	Parameter	Result	QUAL	Units	LOD(MDL)	LOQ(PQL)	DF|QF	Analyst
7439-97-6	Mercury	0.0075	U	mg/Kg dw	0.0075	0.015	0.750	PSS

Millennium Laboratories Inc. - CERTIFICATE OF RESULTS

ML#:011500025-06 container [06]
Matrix: LQM-Soil
Percent Solids: 95.1 % Lab Filtered: No

Field Ident: SB-9 (4)
Preservative: None
Report Code: S7471A-Hg
Instrument : MET-HG-01

Site Name: Site K
Date Collected:2015-01-13 13:10:00
SOP : MLME-0011

Method: EPA 7471A Mercury (Hg)
Date Prepared:2015-01-23 12:54:00

Batch ID:012315HS1
Date Analyzed: 2015-01-23 16:19:00

CAS#	Parameter	Result	QUAL	Units	LOD(MDL)	LOQ(PQL)	DF|QF	Analyst
7439-97-6	Mercury	0.0074	U	mg/Kg dw	0.0074	0.015	0.740	PSS

Millennium Laboratories Inc. - CERTIFICATE OF RESULTS

ML#:011500025-07 container [06]
Matrix: LQM-Soil
Percent Solids: 89.2 % Lab Filtered: No

Field Ident: SB-3 (2)
Preservative: None
Report Code: S7471A-Hg
Instrument : MET-HG-01

Site Name: Site K
Date Collected:2015-01-13 15:00:00
SOP : MLME-0011

Method: EPA 7471A Mercury (Hg)
Date Prepared:2015-01-23 12:54:00

Batch ID:012315HS1
Date Analyzed: 2015-01-23 16:19:00

CAS#	Parameter	Result	QUAL	Units	LOD(MDL)	LOQ(PQL)	DF|QF	Analyst
7439-97-6	Mercury	0.0076	U	mg/Kg dw	0.0076	0.015	0.760	PSS

Millennium Laboratories Inc. - CERTIFICATE OF RESULTS

ML#:011500025-08 container [06]
Matrix: LQM-Soil
Percent Solids: 82.8 % Lab Filtered: No

Field Ident: SB-1 (0.5)
Preservative: None
Report Code: S7471A-Hg
Instrument : MET-HG-01

Site Name: Site K
Date Collected:2015-01-13 13:50:00
SOP : MLME-0011

Method: EPA 7471A Mercury (Hg)
Date Prepared:2015-01-23 12:54:00

Batch ID:012315HS1
Date Analyzed: 2015-01-23 16:19:00

CAS#	Parameter	Result	QUAL	Units	LOD(MDL)	LOQ(PQL)	DF|QF	Analyst
7439-97-6	Mercury	0.0081	U	mg/Kg dw	0.0081	0.016	0.810	PSS

Millennium Laboratories Inc. - CERTIFICATE OF RESULTS

ML#:011500025-01 container [06]
Matrix: LQM-Soil
Percent Solids: 96.9 % Lab Filtered: No

Field Ident: SB-2 (2)
Preservative: None
Report Code: S6010B-RCRA7
Instrument : MET-ICP-01

Site Name: Site K
Date Collected:2015-01-13 14:40:00
SOP : MLME-0008, MLME-0005

Method: EPA 6010B RCRA7
Date Prepared:2015-01-20 18:22:00

Batch ID:012015CS1
Date Analyzed: 2015-01-22 21:10:23

CAS#	Parameter	Result	QUAL	Units	LOD(MDL)	LOQ(PQL)	DF|QF	Analyst
7439-92-1	Lead	**5.4**		mg/Kg dw	0.36	0.58	0.723	PSS
7440-22-4	Silver	0.14	U	mg/Kg dw	0.14	0.36	0.723	PSS
7440-38-2	Arsenic	0.32	U	mg/Kg dw	0.32	0.58	0.723	PSS
7440-39-3	Barium	**4.0**		mg/Kg dw	0.14	0.29	0.723	PSS
7440-43-9	Cadmium	0.14	U	mg/Kg dw	0.14	0.29	0.723	PSS
7440-47-3	Chromium (Total)	**2.4**		mg/Kg dw	0.29	0.58	0.723	PSS
7782-49-2	Selenium	0.36	U	mg/Kg dw	0.36	0.72	0.723	PSS

Millennium Laboratories Inc. - CERTIFICATE OF RESULTS

ML#:011500025-02 container [06]
Matrix: LQM-Soil
Percent Solids: 97.2 % Lab Filtered: No

Field Ident: SB-2 (4)
Preservative: None
Report Code: S6010B-RCRA7
Instrument : MET-ICP-01

Site Name: Site K
Date Collected:2015-01-13 14:40:00
SOP : MLME-0008, MLME-0005

Method: EPA 6010B RCRA7
Date Prepared:2015-01-20 18:22:00

Batch ID:012015CS1
Date Analyzed: 2015-01-22 21:19:09

CAS#	Parameter	Result	QUAL	Units	LOD(MDL)	LOQ(PQL)	DF|QF	Analyst
7439-92-1	Lead	0.35	U	mg/Kg dw	0.35	0.56	0.704	PSS
7440-22-4	Silver	0.14	U	mg/Kg dw	0.14	0.35	0.704	PSS
7440-38-2	Arsenic	**0.48**	**I**	mg/Kg dw	0.31	0.56	0.704	PSS
7440-39-3	Barium	**0.19**	**I**	mg/Kg dw	0.14	0.28	0.704	PSS
7440-43-9	Cadmium	0.14	U	mg/Kg dw	0.14	0.28	0.704	PSS
7440-47-3	Chromium (Total)	**0.45**	**I**	mg/Kg dw	0.28	0.56	0.704	PSS
7782-49-2	Selenium	0.35	U	mg/Kg dw	0.35	0.70	0.704	PSS

Millennium Laboratories Inc. - CERTIFICATE OF RESULTS

ML#:011500025-03 container [06]
Matrix: LQM-Soil
Percent Solids: 94.5 % Lab Filtered: No

Field Ident: SB-3 (0.5)
Preservative: None
Report Code: S6010B-RCRA7
Instrument : MET-ICP-01

Site Name: Site K
Date Collected:2015-01-13 15:00:00
SOP : MLME-0008, MLME-0005

Method: EPA 6010B RCRA7
Date Prepared:2015-01-20 18:22:00

Batch ID:012015CS1
Date Analyzed: 2015-01-22 21:46:16

CAS#	Parameter	Result	QUAL	Units	LOD(MDL)	LOQ(PQL)	DF|QF	Analyst
7439-92-1	Lead	**7.0**		mg/Kg dw	0.37	0.59	0.737	PSS
7440-22-4	Silver	0.15	U	mg/Kg dw	0.15	0.37	0.737	PSS
7440-38-2	Arsenic	**0.44**	**I**	mg/Kg dw	0.32	0.59	0.737	PSS
7440-39-3	Barium	**6.7**		mg/Kg dw	0.15	0.29	0.737	PSS
7440-43-9	Cadmium	0.15	U	mg/Kg dw	0.15	0.29	0.737	PSS
7440-47-3	Chromium (Total)	**2.2**		mg/Kg dw	0.29	0.59	0.737	PSS
7782-49-2	Selenium	0.37	U	mg/Kg dw	0.37	0.74	0.737	PSS

Millennium Laboratories Inc. - CERTIFICATE OF RESULTS

ML#:011500025-04 container [06]
Matrix: LQM-Soil
Percent Solids: 97.6 % Lab Filtered: No

Field Ident: SB-3 (4)
Preservative: None
Report Code: S6010B-RCRA7
Instrument : MET-ICP-01

Site Name: Site K
Date Collected:2015-01-13 15:00:00
SOP : MLME-0008, MLME-0005

Method: EPA 6010B RCRA7
Date Prepared:2015-01-20 18:22:00

Batch ID:012015CS1
Date Analyzed: 2015-01-22 21:59:36

CAS#	Parameter	Result	QUAL	Units	LOD(MDL)	LOQ(PQL)	DF|QF	Analyst
7439-92-1	Lead	**0.44**	**I**	mg/Kg dw	0.36	0.58	0.728	PSS
7440-22-4	Silver	0.15	U	mg/Kg dw	0.15	0.36	0.728	PSS
7440-38-2	Arsenic	0.32	U	mg/Kg dw	0.32	0.58	0.728	PSS
7440-39-3	Barium	**0.23**	**I**	mg/Kg dw	0.15	0.29	0.728	PSS
7440-43-9	Cadmium	0.15	U	mg/Kg dw	0.15	0.29	0.728	PSS
7440-47-3	Chromium (Total)	**0.51**	**I**	mg/Kg dw	0.29	0.58	0.728	PSS
7782-49-2	Selenium	0.36	U	mg/Kg dw	0.36	0.73	0.728	PSS

Millennium Laboratories Inc. - CERTIFICATE OF RESULTS

ML#:011500025-05 container [06]
Matrix: LQM-Soil
Percent Solids: 98.3 % Lab Filtered: No

Field Ident: SB-1 (4)
Preservative: None
Report Code: S6010B-RCRA7
Instrument : MET-ICP-01

Site Name: Site K
Date Collected:2015-01-13 15:50:00
SOP : MLME-0008, MLME-0005

Method: EPA 6010B RCRA7
Date Prepared:2015-01-20 18:22:00

Batch ID:012015CS1
Date Analyzed: 2015-01-22 22:10:00

CAS#	Parameter	Result	QUAL	Units	LOD(MDL)	LOQ(PQL)	DF|QF	Analyst
7439-92-1	Lead	0.34	U	mg/Kg dw	0.34	0.55	0.689	PSS
7440-22-4	Silver	0.14	U	mg/Kg dw	0.14	0.34	0.689	PSS
7440-38-2	Arsenic	**0.32**	**I**	mg/Kg dw	0.30	0.55	0.689	PSS
7440-39-3	Barium	**0.18**	**I**	mg/Kg dw	0.14	0.28	0.689	PSS
7440-43-9	Cadmium	0.14	U	mg/Kg dw	0.14	0.28	0.689	PSS
7440-47-3	Chromium (Total)	0.28	U	mg/Kg dw	0.28	0.55	0.689	PSS
7782-49-2	Selenium	0.34	U	mg/Kg dw	0.34	0.69	0.689	PSS

Millennium Laboratories Inc. - CERTIFICATE OF RESULTS

ML#:011500025-06 container [06]
Matrix: LQM-Soil
Percent Solids: 95.1 % Lab Filtered: No

Field Ident: SB-9 (4)
Preservative: None
Report Code: S6010B-RCRA7
Instrument : MET-ICP-01

Site Name: Site K
Date Collected:2015-01-13 13:10:00
SOP : MLME-0008, MLME-0005

Method: EPA 6010B RCRA7
Date Prepared:2015-01-20 18:22:00

Batch ID:012015CS1
Date Analyzed: 2015-01-22 22:20:24

CAS#	Parameter	Result	QUAL	Units	LOD(MDL)	LOQ(PQL)	DF|QF	Analyst
7439-92-1	Lead	0.29	U	mg/Kg dw	0.29	0.46	0.573	PSS
7440-22-4	Silver	0.11	U	mg/Kg dw	0.11	0.29	0.573	PSS
7440-38-2	Arsenic	0.25	U	mg/Kg dw	0.25	0.46	0.573	PSS
7440-39-3	Barium	**0.23**		mg/Kg dw	0.11	0.23	0.573	PSS
7440-43-9	Cadmium	0.11	U	mg/Kg dw	0.11	0.23	0.573	PSS
7440-47-3	Chromium (Total)	0.23	U	mg/Kg dw	0.23	0.46	0.573	PSS
7782-49-2	Selenium	0.29	U	mg/Kg dw	0.29	0.57	0.573	PSS

Millennium Laboratories Inc. - CERTIFICATE OF RESULTS

ML#:011500025-07 container [06]
Matrix: LQM-Soil
Percent Solids: 89.2 % Lab Filtered: No

Field Ident: SB-3 (2)
Preservative: None
Report Code: S6010B-RCRA7
Instrument : MET-ICP-01

Site Name: Site K
Date Collected:2015-01-13 15:00:00
SOP : MLME-0008, MLME-0005

Method: EPA 6010B RCRA7
Date Prepared:2015-01-20 18:22:00

Batch ID:012015CS1
Date Analyzed: 2015-01-22 22:30:36

CAS#	Parameter	Result	QUAL	Units	LOD(MDL)	LOQ(PQL)	DF|QF	Analyst
7439-92-1	Lead	**17**		mg/Kg dw	0.39	0.62	0.776	PSS
7440-22-4	Silver	0.16	U	mg/Kg dw	0.16	0.39	0.776	PSS
7440-38-2	Arsenic	**1.8**		mg/Kg dw	0.34	0.62	0.776	PSS
7440-39-3	Barium	**18**		mg/Kg dw	0.16	0.31	0.776	PSS
7440-43-9	Cadmium	0.16	U	mg/Kg dw	0.16	0.31	0.776	PSS
7440-47-3	Chromium (Total)	**7.9**		mg/Kg dw	0.31	0.62	0.776	PSS
7782-49-2	Selenium	0.39	U	mg/Kg dw	0.39	0.78	0.776	PSS

Millennium Laboratories Inc. - CERTIFICATE OF RESULTS

ML#:011500025-08 container [06]
Matrix: LQM-Soil
Percent Solids: 82.8 % Lab Filtered: No

Field Ident: SB-1 (0.5)
Preservative: None
Report Code: S6010B-RCRA7
Instrument : MET-ICP-01

Site Name: Site K
Date Collected:2015-01-13 13:50:00
SOP : MLME-0008, MLME-0005

Method: EPA 6010B RCRA7
Date Prepared:2015-01-20 18:22:00

Batch ID:012015CS1
Date Analyzed: 2015-01-22 22:43:57

CAS#	Parameter	Result	QUAL	Units	LOD(MDL)	LOQ(PQL)	DF|QF	Analyst
7439-92-1	Lead	**4.9**		mg/Kg dw	0.40	0.64	0.795	PSS
7440-22-4	Silver	0.16	U	mg/Kg dw	0.16	0.40	0.795	PSS
7440-38-2	Arsenic	**3.0**		mg/Kg dw	0.35	0.64	0.795	PSS
7440-39-3	Barium	**6.3**		mg/Kg dw	0.16	0.32	0.795	PSS
7440-43-9	Cadmium	0.16	U	mg/Kg dw	0.16	0.32	0.795	PSS
7440-47-3	Chromium (Total)	**2.3**		mg/Kg dw	0.32	0.64	0.795	PSS
7782-49-2	Selenium	0.40	U	mg/Kg dw	0.40	0.79	0.795	PSS

Millennium Laboratories Inc. - CERTIFICATE OF RESULTS

ML#:011500025
Matrix: LQM-Soil
Percent Solids: 100 % Lab Filtered: No

Field Ident: Lab Blank
Preservative: none
Report Code: S8260B
Instrument : VMA5973

Site Name:
Date Collected:
SOP : MLVM-0002

Method: EPA 8260B Volatile Organics
Date Prepared:

Batch ID:1S012615
Date Analyzed: 2015-01-26 22:09:00

CAS#	Parameter	Result	QUAL	Units	LOD(MDL)	LOQ(PQL)	DF|QF	Analyst
630-20-6	1,1,1,2-Tetrachloroethane	0.00026	U	mg/Kg dw	0.00026	0.0050	1.00	KC
71-55-6	1,1,1-Trichloroethane	0.00050	U	mg/Kg dw	0.00050	0.0050	1.00	KC
79-34-5	1,1,2,2-Tetrachloroethane	0.00039	U	mg/Kg dw	0.00039	0.0050	1.00	KC
79-00-5	1,1,2-Trichloroethane	0.00046	U	mg/Kg dw	0.00046	0.0050	1.00	KC
75-34-3	1,1-Dichloroethane	0.00037	U	mg/Kg dw	0.00037	0.0050	1.00	KC
75-35-4	1,1-Dichloroethene	0.00042	U	mg/Kg dw	0.00042	0.0050	1.00	KC
563-58-6	1,1-Dichloropropene	0.00062	U	mg/Kg dw	0.00062	0.0050	1.00	KC
87-61-6	1,2,3-Trichlorobenzene	0.0020	U	mg/Kg dw	0.0020	0.0050	1.00	KC
96-18-4	1,2,3-Trichloropropane	0.00039	U	mg/Kg dw	0.00039	0.0050	1.00	KC
120-82-1	1,2,4-Trichlorobenzene	0.0020	U	mg/Kg dw	0.0020	0.0050	1.00	KC
95-63-6	1,2,4-Trimethylbenzene	0.0020	U	mg/Kg dw	0.0020	0.0050	1.00	KC
96-12-8	1,2-Dibromo-3-Chloropropane	0.00079	U	mg/Kg dw	0.00079	0.0050	1.00	KC
106-93-4	1,2-Dibromoethane	0.00049	U	mg/Kg dw	0.00049	0.0050	1.00	KC
95-50-1	1,2-Dichlorobenzene	0.0020	U	mg/Kg dw	0.0020	0.0050	1.00	KC
107-06-2	1,2-Dichloroethane	0.00038	U	mg/Kg dw	0.00038	0.0050	1.00	KC
78-87-5	1,2-Dichloropropane	0.00040	U	mg/Kg dw	0.00040	0.0050	1.00	KC
108-67-8	1,3,5-Trimethylbenzene	0.00030	U	mg/Kg dw	0.00030	0.0050	1.00	KC
541-73-1	1,3-Dichlorobenzene	0.00069	U	mg/Kg dw	0.00069	0.0050	1.00	KC
142-28-9	1,3-Dichloropropane	0.00036	U	mg/Kg dw	0.00036	0.0050	1.00	KC
106-46-7	1,4-Dichlorobenzene	0.00075	U	mg/Kg dw	0.00075	0.0050	1.00	KC
594-20-7	2,2-Dichloropropane	0.00040	U	mg/Kg dw	0.00040	0.0050	1.00	KC
78-93-3	2-Butanone	0.020	U	mg/Kg dw	0.020	0.025	1.00	KC
110-75-8	2-Chloroethyl vinyl ether	0.0021	U	mg/Kg dw	0.0021	0.0050	1.00	KC
95-49-8	2-Chlorotoluene	0.00042	U	mg/Kg dw	0.00042	0.0050	1.00	KC
591-78-6	2-Hexanone	0.0021	U	mg/Kg dw	0.0021	0.025	1.00	KC
106-43-4	4-Chlorotoluene	0.00044	U	mg/Kg dw	0.00044	0.0050	1.00	KC
99-87-6	4-Isopropyltoluene	0.0020	U	mg/Kg dw	0.0020	0.0050	1.00	KC
108-10-1	4-Methyl-2-Pentanone	0.0013	U	mg/Kg dw	0.0013	0.025	1.00	KC
67-64-1	Acetone	0.030	U	mg/Kg dw	0.030	0.050	1.00	KC
75-05-8	Acetonitrile	0.055	U	mg/Kg dw	0.055	0.10	1.00	KC
71-43-2	Benzene	0.0015	U	mg/Kg dw	0.0015	0.0050	1.00	KC
108-86-1	Bromobenzene	0.00054	U	mg/Kg dw	0.00054	0.0050	1.00	KC
74-97-5	Bromochloromethane	0.00058	U	mg/Kg dw	0.00058	0.0050	1.00	KC
75-27-4	Bromodichloromethane	0.00036	U	mg/Kg dw	0.00036	0.0050	1.00	KC
75-25-2	Bromoform	0.00089	U	mg/Kg dw	0.00089	0.0050	1.00	KC
74-83-9	Bromomethane	0.0025	U	mg/Kg dw	0.0025	0.010	1.00	KC
75-15-0	Carbon Disulfide	0.0020	U	mg/Kg dw	0.0020	0.0050	1.00	KC
56-23-5	Carbon Tetrachloride	0.00037	U	mg/Kg dw	0.00037	0.0050	1.00	KC
108-90-7	Chlorobenzene	0.00043	U	mg/Kg dw	0.00043	0.0050	1.00	KC
75-00-3	Chloroethane	0.0016	U	mg/Kg dw	0.0016	0.010	1.00	KC
67-66-3	Chloroform	0.00050	U	mg/Kg dw	0.00050	0.0050	1.00	KC
74-87-3	Chloromethane	0.00047	U	mg/Kg dw	0.00047	0.010	1.00	KC
156-59-2	cis-1,2-Dichloroethene	0.00063	U	mg/Kg dw	0.00063	0.0050	1.00	KC
10061-01-5	cis-1,3-Dichloropropene	0.00058	U	mg/Kg dw	0.00058	0.0050	1.00	KC

Millennium Laboratories Inc. - CERTIFICATE OF RESULTS

CAS#	Parameter	Result	QUAL	Units	LOD(MDL)	LOQ(PQL)	DF|QF	Analyst
124-48-1	Dibromochloromethane	0.00051	U	mg/Kg dw	0.00051	0.0050	1.00	KC
74-95-3	Dibromomethane	0.00047	U	mg/Kg dw	0.00047	0.0050	1.00	KC
75-71-8	Dichlorodifluoromethane	0.0010	U	mg/Kg dw	0.0010	0.0050	1.00	KC
97-63-2	Ethyl methacrylate	0.0011	U	mg/Kg dw	0.0011	0.0050	1.00	KC
100-41-4	Ethylbenzene	0.00036	U	mg/Kg dw	0.00036	0.0050	1.00	KC
87-68-3	Hexachlorobutadiene	0.0011	U	mg/Kg dw	0.0011	0.0050	1.00	KC
74-88-4	Iodomethane	0.0020	U	mg/Kg dw	0.0020	0.010	1.00	KC
78-83-1	Isobutanol	0.10	U	mg/Kg dw	0.10	0.10	1.00	KC
98-82-8	Isopropylbenzene	0.00035	U	mg/Kg dw	0.00035	0.0050	1.00	KC
136777-61-2	m + p Xylene	0.0010	U	mg/Kg dw	0.0010	0.010	1.00	KC
80-62-6	Methyl methacrylate	0.0014	U	mg/Kg dw	0.0014	0.0050	1.00	KC
1634-04-4	Methyl tert-Butyl Ether	0.00041	U	mg/Kg dw	0.00041	0.050	1.00	KC
75-09-2	Methylene Chloride	0.020	U	mg/Kg dw	0.020	0.025	1.00	KC
104-51-8	n-Butylbenzene	0.0020	U	mg/Kg dw	0.0020	0.0050	1.00	KC
103-65-1	N-Propylbenzene	0.00048	U	mg/Kg dw	0.00048	0.0050	1.00	KC
91-20-3	Naphthalene	0.0050	U	mg/Kg dw	0.0050	0.010	1.00	KC
95-47-6	o-Xylene	0.00070	U	mg/Kg dw	0.00070	0.0050	1.00	KC
76-01-7	Pentachloroethane	0.0016	U	mg/Kg dw	0.0016	0.0050	1.00	KC
107-12-0	Propionitrile	0.051	U	mg/Kg dw	0.051	0.10	1.00	KC
135-98-8	sec-Butylbenzene	0.00040	U	mg/Kg dw	0.00040	0.0050	1.00	KC
100-42-5	Styrene	0.00035	U	mg/Kg dw	0.00035	0.0050	1.00	KC
98-06-6	tert-Butylbenzene	0.00054	U	mg/Kg dw	0.00054	0.0050	1.00	KC
127-18-4	Tetrachloroethene	0.00028	U	mg/Kg dw	0.00028	0.0050	1.00	KC
108-88-3	Toluene	0.0012	U	mg/Kg dw	0.0012	0.0050	1.00	KC
156-60-5	trans-1,2-Dichloroethene	0.00043	U	mg/Kg dw	0.00043	0.0050	1.00	KC
10061-02-6	trans-1,3-Dichloropropene	0.00047	U	mg/Kg dw	0.00047	0.0050	1.00	KC
110-57-6	trans-1,4-Dichloro-2-butene	0.0016	U	mg/Kg dw	0.0016	0.010	1.00	KC
79-01-6	Trichloroethene	0.0020	U	mg/Kg dw	0.0020	0.0050	1.00	KC
75-69-4	Trichlorofluoromethane	0.00059	U	mg/Kg dw	0.00059	0.0050	1.00	KC
108-05-4	Vinyl Acetate	0.0022	U	mg/Kg dw	0.0022	0.010	1.00	KC
75-01-4	Vinyl Chloride	0.00064	U	mg/Kg dw	0.00064	0.0050	1.00	KC

Surrogates

CAS#	Parameter	Result	Expect Value	QUAL	Recovery	Unit	Limits	Analyst
17060-07-0	1,2-Dichloroethane-d4	0.0350	0.0400		88	%	70 - 150	KC
460-00-4	p-Bromofluorobenzene	0.0335	0.0400		84	%	70 - 150	KC
2037-26-5	Toluene-d8	0.0363	0.0400		91	%	70 - 150	KC

Millennium Laboratories Inc. - CERTIFICATE OF RESULTS

ML#:011500025
Matrix: LQM-Soil
Percent Solids: 100 % Lab Filtered: No

Field Ident: Lab Blank
Preservative: none
Report Code: S8270C-LL
Instrument : SMB5973

Site Name:
Date Collected:
SOP : MLSM-0004 MLSM-0005

Method: EPA 8270C Low Level PAH
Date Prepared:2015-01-21 10:00:00

Batch ID:012115Q
Date Analyzed: 2015-01-24 16:41:00

CAS#	Parameter	Result	QUAL	Units	LOD(MDL)	LOQ(PQL)	DF|QF	Analyst
90-12-0	1-Methylnaphthalene	0.0051	U	mg/Kg dw	0.0051	0.033	1.00	TZ
91-57-6	2-Methylnaphthalene	0.0036	U	mg/Kg dw	0.0036	0.033	1.00	TZ
83-32-9	Acenaphthene	0.00068	U	mg/Kg dw	0.00068	0.033	1.00	TZ
208-96-8	Acenaphthylene	0.0013	U	mg/Kg dw	0.0013	0.033	1.00	TZ
120-12-7	Anthracene	0.00050	U	mg/Kg dw	0.00050	0.0067	1.00	TZ
56-55-3	Benz(a)Anthracene	0.0011	U	mg/Kg dw	0.0011	0.0067	1.00	TZ
50-32-8	Benzo(a)pyrene	0.0012	U	mg/Kg dw	0.0012	0.0067	1.00	TZ
205-99-2	Benzo(b)fluoranthene	0.0020	U	mg/Kg dw	0.0020	0.0067	1.00	TZ
191-24-2	Benzo(g,h,i)perylene	0.0036	U	mg/Kg dw	0.0036	0.017	1.00	TZ
207-08-9	Benzo(k)fluoranthene	0.0019	U	mg/Kg dw	0.0019	0.0067	1.00	TZ
218-01-9	Chrysene	0.0010	U	mg/Kg dw	0.0010	0.0067	1.00	TZ
53-70-3	Dibenz(a,h)Anthracene	0.0037	U	mg/Kg dw	0.0037	0.0067	1.00	TZ
206-44-0	Fluoranthene	0.0017	U	mg/Kg dw	0.0017	0.017	1.00	TZ
86-73-7	Fluorene	0.00083	U	mg/Kg dw	0.00083	0.017	1.00	TZ
193-39-5	Indeno(1,2,3-cd)pyrene	0.0024	U	mg/Kg dw	0.0024	0.0067	1.00	TZ
91-20-3	Naphthalene	0.00038	U	mg/Kg dw	0.00038	0.033	1.00	TZ
85-01-8	Phenanthrene	0.00077	U	mg/Kg dw	0.00077	0.0067	1.00	TZ
129-00-0	Pyrene	0.0042	U	mg/Kg dw	0.0042	0.017	1.00	TZ

Surrogates

CAS#	Parameter	Result	Expect Value	QUAL	Recovery	Unit	Limits	Analyst
321-60-8	2-Fluorobiphenyl	0.158	0.165		96	%	30 - 170	TZ
4165-60-0	Nitrobenzene-d5	0.152	0.165		92	%	30 - 170	TZ
1718-51-0	p-Terphenyl-d14	0.156	0.165		94	%	30 - 170	TZ

Millennium Laboratories Inc. - CERTIFICATE OF RESULTS

ML#:011500025
Matrix: LQM-Soil
Percent Solids: 100 % Lab Filtered: No

Field Ident: Lab Blank
Preservative: none
Report Code: S7471A-Hg
Instrument : MET-HG-01

Site Name:
Date Collected:
SOP : MLME-0011

Method: EPA 7471A Mercury (Hg)
Date Prepared:2015-01-23 12:54:00

Batch ID:012315HS1
Date Analyzed: 2015-01-23 16:19:00

CAS#	Parameter	Result	QUAL	Units	LOD(MDL)	LOQ(PQL)	DF|QF	Analyst
7439-97-6	Mercury	0.010	U	mg/Kg dw	0.010	0.020	1.00	PSS

Millennium Laboratories Inc. - CERTIFICATE OF RESULTS

ML#:011500025
Matrix: LQM-Soil
Percent Solids: 100 % Lab Filtered: No

Field Ident: Lab Blank
Preservative: none
Report Code: S6010B-RCRA7
Instrument : MET-ICP-01

Site Name:
Date Collected:
SOP : MLME-0008, MLME-0005

Method: EPA 6010B RCRA7
Date Prepared:2015-01-20 18:22:00

Batch ID:012015CS1
Date Analyzed: 2015-01-22 18:23:29

CAS#	Parameter	Result	QUAL	Units	LOD(MDL)	LOQ(PQL)	DF|QF	Analyst
7439-92-1	Lead	0.50	U	mg/Kg dw	0.50	0.80	1.00	PSS
7440-22-4	Silver	0.20	U	mg/Kg dw	0.20	0.50	1.00	PSS
7440-38-2	Arsenic	0.44	U	mg/Kg dw	0.44	0.80	1.00	PSS
7440-39-3	Barium	0.20	U	mg/Kg dw	0.20	0.40	1.00	PSS
7440-43-9	Cadmium	0.20	U	mg/Kg dw	0.20	0.40	1.00	PSS
7440-47-3	Chromium (Total)	0.40	U	mg/Kg dw	0.40	0.80	1.00	PSS
7782-49-2	Selenium	0.50	U	mg/Kg dw	0.50	1.0	1.00	PSS

Millennium Laboratories Inc. - CERTIFICATE OF RESULTS

ML #:011500025
Matrix: LQM-Soil
Percent Solids: 100 % Lab Filtered: No

Field Ident: LCS/LCSD
Preservative: none
Report Code: S8260B
Instrument : VMA5973

Site Name:
Date Collected:
SOP : MLVM-0002

Method: EPA 8260B Volatile Organics
Date Prepared:

Batch ID:1S012615
Date Analyzed: 2015-01-26 20:15:00

Laboratory Control Samples

Parameters	Spike Result	QUAL	LB Result	Expect Value	Units	Spike % Recovery	Spike %RPD	Accuracy Limit	Precision Limit
1,1-Dichloroethene	0.0570		0.000420U	0.0400	mg/Kg dw	142	10	62 - 161	28
1,1-Dichloroethene	0.0631		0.000420U	0.0400	mg/Kg dw	158		62 - 161	
Benzene	0.0401		0.00150U	0.0400	mg/Kg dw	100	5.5	65 - 150	21
Benzene	0.0424		0.00150U	0.0400	mg/Kg dw	106		65 - 150	
Chlorobenzene	0.0392		0.000430U	0.0400	mg/Kg dw	98	8.7	50 - 145	23
Chlorobenzene	0.0428		0.000430U	0.0400	mg/Kg dw	107		50 - 145	
Toluene	0.0387		0.00120U	0.0400	mg/Kg dw	97	7.0	66 - 155	21
Toluene	0.0415		0.00120U	0.0400	mg/Kg dw	104		66 - 155	
Trichloroethene	0.0388		0.00200U	0.0400	mg/Kg dw	97	7.6	69 - 170	23
Trichloroethene	0.0418		0.00200U	0.0400	mg/Kg dw	105		69 - 170	

Surrogates

CAS#	Parameter	Result	Expect Value	QUAL	Recovery	Unit	Limits	Analyst
17060-07-0	1,2-Dichloroethane-d4	0.0366	0.0400		92	%	70 - 150	KC
17060-07-0	1,2-Dichloroethane-d4	0.0369	0.0400		92	%	70 - 150	KC
460-00-4	p-Bromofluorobenzene	0.0372	0.0400		93	%	70 - 150	KC
460-00-4	p-Bromofluorobenzene	0.0384	0.0400		96	%	70 - 150	KC
2037-26-5	Toluene-d8	0.0398	0.0400		99	%	70 - 150	KC
2037-26-5	Toluene-d8	0.0403	0.0400		101	%	70 - 150	KC

Millennium Laboratories Inc. - CERTIFICATE OF RESULTS

ML #:011500025
Matrix: LQM-Soil
Percent Solids: 100 % Lab Filtered: No
Field Ident: LCS/LCSD
Preservative: none
Report Code: S8270C-LL
Instrument : SMB5973
Site Name:
Date Collected:
SOP : MLSM-0004 MLSM-0005
Method: EPA 8270C Low Level PAH
Date Prepared:2015-01-21 10:00:00
Batch ID:012115Q
Date Analyzed: 2015-01-24 17:13:00

Laboratory Control Samples

Parameters	Spike Result	QUAL	LB Result	Expect Value	Units	Spike % Recovery	Spike %RPD	Accuracy Limit	Precision Limit
1-Methylnaphthalene	0.138		0.00510U	0.165	mg/Kg dw	84	0.82	50 - 150	30
1-Methylnaphthalene	0.139		0.00510U	0.165	mg/Kg dw	85		50 - 150	
2-Methylnaphthalene	0.127		0.00360U	0.165	mg/Kg dw	77	2.2	50 - 150	30
2-Methylnaphthalene	0.130		0.00360U	0.165	mg/Kg dw	79		50 - 150	
Acenaphthene	0.133		0.000680U	0.165	mg/Kg dw	81	1.3	50 - 150	30
Acenaphthene	0.132		0.000680U	0.165	mg/Kg dw	80		50 - 150	
Acenaphthylene	0.142		0.00130U	0.165	mg/Kg dw	86	0.36	50 - 150	30
Acenaphthylene	0.143		0.00130U	0.165	mg/Kg dw	87		50 - 150	
Anthracene	0.144		0.000500U	0.165	mg/Kg dw	88	1.1	50 - 150	30
Anthracene	0.146		0.000500U	0.165	mg/Kg dw	88		50 - 150	
Benz(a)Anthracene	0.154		0.00110U	0.165	mg/Kg dw	93	1.1	50 - 150	30
Benz(a)Anthracene	0.155		0.00110U	0.165	mg/Kg dw	94		50 - 150	
Benzo(a)pyrene	0.159		0.00120U	0.165	mg/Kg dw	97	2.6	50 - 150	30
Benzo(a)pyrene	0.163		0.00120U	0.165	mg/Kg dw	99		50 - 150	
Benzo(b)fluoranthene	0.147		0.00200U	0.165	mg/Kg dw	89	7.9	50 - 150	30
Benzo(b)fluoranthene	0.159		0.00200U	0.165	mg/Kg dw	96		50 - 150	
Benzo(g,h,i)perylene	0.164		0.00360U	0.165	mg/Kg dw	99	7.5	50 - 150	30
Benzo(g,h,i)perylene	0.152		0.00360U	0.165	mg/Kg dw	92		50 - 150	
Benzo(k)fluoranthene	0.156		0.00190U	0.165	mg/Kg dw	95	7.3	50 - 150	30
Benzo(k)fluoranthene	0.145		0.00190U	0.165	mg/Kg dw	88		50 - 150	
Chrysene	0.158		0.00100U	0.165	mg/Kg dw	96	2.0	50 - 150	30
Chrysene	0.155		0.00100U	0.165	mg/Kg dw	94		50 - 150	
Dibenz(a,h)Anthracene	0.143		0.00370U	0.165	mg/Kg dw	87	5.7	50 - 150	30
Dibenz(a,h)Anthracene	0.152		0.00370U	0.165	mg/Kg dw	92		50 - 150	
Fluoranthene	0.139		0.00170U	0.165	mg/Kg dw	85	3.3	50 - 150	30
Fluoranthene	0.144		0.00170U	0.165	mg/Kg dw	87		50 - 150	
Fluorene	0.146		0.000830U	0.165	mg/Kg dw	89	2.9	50 - 150	30
Fluorene	0.150		0.000830U	0.165	mg/Kg dw	91		50 - 150	
Indeno(1,2,3-cd)pyrene	0.160		0.00240U	0.165	mg/Kg dw	97	9.2	50 - 150	30
Indeno(1,2,3-cd)pyrene	0.146		0.00240U	0.165	mg/Kg dw	88		50 - 150	
Naphthalene	0.136		0.000380U	0.165	mg/Kg dw	82	0.20	50 - 150	30
Naphthalene	0.136		0.000380U	0.165	mg/Kg dw	82		50 - 150	
Phenanthrene	0.140		0.000770U	0.165	mg/Kg dw	85	0.51	50 - 150	30
Phenanthrene	0.140		0.000770U	0.165	mg/Kg dw	85		50 - 150	
Pyrene	0.150		0.00420U	0.165	mg/Kg dw	91	2.5	50 - 150	30
Pyrene	0.154		0.00420U	0.165	mg/Kg dw	93		50 - 150	

Surrogates

CAS#	Parameter	Result	Expect Value	QUAL	Recovery	Unit	Limits	Analyst
321-60-8	2-Fluorobiphenyl	0.159	0.165		96	%	30 - 170	TZ
321-60-8	2-Fluorobiphenyl	0.157	0.165		95	%	30 - 170	TZ

Surrogates

CAS#	Parameter	Result	Expect Value	QUAL	Recovery	Unit	Limits	Analyst
4165-60-0	Nitrobenzene-d5	0.151	0.165		91	%	30 - 170	TZ
4165-60-0	Nitrobenzene-d5	0.153	0.165		93	%	30 - 170	TZ
1718-51-0	p-Terphenyl-d14	0.163	0.165		99	%	30 - 170	TZ
1718-51-0	p-Terphenyl-d14	0.154	0.165		94	%	30 - 170	TZ

Millennium Laboratories Inc. - CERTIFICATE OF RESULTS

ML #:011500025
Matrix: LQM-Soil
Percent Solids: 100 % Lab Filtered: No
Field Ident: LCS/LCSD
Preservative: none
Report Code: S7471A-Hg
Instrument : MET-HG-01
Site Name:
Date Collected:
SOP : MLME-0011
Method: EPA 7471A Mercury (Hg)
Date Prepared:2015-01-23 12:54:00
Batch ID:012315HS1
Date Analyzed: 2015-01-23 16:19:00

Laboratory Control Samples

Parameters	Spike Result	QUAL	LB Result	Expect Value	Units	Spike % Recovery	Spike %RPD	Accuracy Limit	Precision Limit
Mercury	0.525		0.0100U	0.500	mg/Kg dw	105	2.9	90 - 110	10
Mercury	0.510		0.0100U	0.500	mg/Kg dw	102		90 - 110	

Millennium Laboratories Inc. - CERTIFICATE OF RESULTS

ML #:011500025
Matrix: LQM-Soil
Percent Solids: 100 % Lab Filtered: No

Field Ident: LCS/LCSD
Preservative: none
Report Code: S6010B-RCRA7
Instrument : MET-ICP-01

Site Name:
Date Collected:
SOP : MLME-0008, MLME-0005

Method: EPA 6010B RCRA7
Date Prepared:2015-01-20 18:22:00

Batch ID:012015CS1
Date Analyzed: 2015-01-22 18:28:51

Laboratory Control Samples

Parameters	Spike Result	QUAL	LB Result	Expect Value	Units	Spike % Recovery	Spike %RPD	Accuracy Limit	Precision Limit
Lead	36.4		0.500U	40.0	mg/Kg dw	91	0.49	80 - 120	20
Lead	36.6		0.500U	40.0	mg/Kg dw	91		80 - 120	
Silver	19.3		0.200U	20.0	mg/Kg dw	97	1.5	80 - 120	20
Silver	19.0		0.200U	20.0	mg/Kg dw	95		80 - 120	
Arsenic	38.5		0.440U	40.0	mg/Kg dw	96	1.5	80 - 120	20
Arsenic	39.1		0.440U	40.0	mg/Kg dw	98		80 - 120	
Barium	18.9		0.200U	20.0	mg/Kg dw	94	0.37	80 - 120	20
Barium	18.9		0.200U	20.0	mg/Kg dw	95		80 - 120	
Cadmium	19.3		0.200U	20.0	mg/Kg dw	96	1.3	80 - 120	20
Cadmium	19.0		0.200U	20.0	mg/Kg dw	95		80 - 120	
Chromium (Total)	19.4		0.400U	20.0	mg/Kg dw	97	0.00	80 - 120	20
Chromium (Total)	19.4		0.400U	20.0	mg/Kg dw	97		80 - 120	
Selenium	74.2		0.500U	80.0	mg/Kg dw	93	0.16	80 - 120	20
Selenium	74.3		0.500U	80.0	mg/Kg dw	93		80 - 120	

Millennium Laboratories Inc. - CERTIFICATE OF RESULTS

ML #:011500025[011500023--0305] Field Ident: MS/MSD Site Name:
Matrix: LQM-Soil Preservative: None Date Collected:2015-01-14 10:35:00
Percent Solids: 98.74 % Lab Filtered: No Report Code: S8270C-LL SOP : MLSM-0004 MLSM-0005
Instrument : SMB5973
Method: EPA 8270C Low Level PAH Batch ID:012115Q
Date Prepared:2015-01-21 10:00:00 Date Analyzed: 2015-01-24 18:47:00

Matrix Spike Samples

Parameters	Spike Result	QUAL	Parent Result	Expect Value	Units	Spike % Recovery	Spike %RPD	Accuracy Limit	Precision Limit
1-Methylnaphthalene	0.141		0.00515U	0.167	mg/Kg dw	84	0.50	50 - 150	30
1-Methylnaphthalene	0.142		0.00515U	0.167	mg/Kg dw	85		50 - 150	
2-Methylnaphthalene	0.126		0.00364U	0.167	mg/Kg dw	75	0.43	50 - 150	30
2-Methylnaphthalene	0.126		0.00364U	0.167	mg/Kg dw	76		50 - 150	
Acenaphthene	0.133		0.000687U	0.167	mg/Kg dw	79	1.3	50 - 150	30
Acenaphthene	0.135		0.000687U	0.167	mg/Kg dw	81		50 - 150	
Acenaphthylene	0.142		0.00131U	0.167	mg/Kg dw	85	1.6	50 - 150	30
Acenaphthylene	0.144		0.00131U	0.167	mg/Kg dw	86		50 - 150	
Anthracene	0.156		0.000505U	0.167	mg/Kg dw	93	0.060	50 - 150	30
Anthracene	0.156		0.000505U	0.167	mg/Kg dw	93		50 - 150	
Benz(a)Anthracene	0.150		0.00111U	0.167	mg/Kg dw	90	3.0	50 - 150	30
Benz(a)Anthracene	0.155		0.00111U	0.167	mg/Kg dw	93		50 - 150	
Benzo(a)pyrene	0.151		0.00121U	0.167	mg/Kg dw	90	0.97	50 - 150	30
Benzo(a)pyrene	0.153		0.00121U	0.167	mg/Kg dw	91		50 - 150	
Benzo(b)fluoranthene	0.146		0.00202U	0.167	mg/Kg dw	87	4.6	50 - 150	30
Benzo(b)fluoranthene	0.153		0.00202U	0.167	mg/Kg dw	91		50 - 150	
Benzo(g,h,i)perylene	0.156		0.00364U	0.167	mg/Kg dw	93	4.7	50 - 150	30
Benzo(g,h,i)perylene	0.163		0.00364U	0.167	mg/Kg dw	98		50 - 150	
Benzo(k)fluoranthene	0.150		0.00192U	0.167	mg/Kg dw	90	4.6	50 - 150	30
Benzo(k)fluoranthene	0.157		0.00192U	0.167	mg/Kg dw	94		50 - 150	
Chrysene	0.157		0.00101U	0.167	mg/Kg dw	94	2.1	50 - 150	30
Chrysene	0.154		0.00101U	0.167	mg/Kg dw	92		50 - 150	
Dibenz(a,h)Anthracene	0.160		0.00374U	0.167	mg/Kg dw	96	6.0	50 - 150	30
Dibenz(a,h)Anthracene	0.151		0.00374U	0.167	mg/Kg dw	90		50 - 150	
Fluoranthene	0.153		0.00172U	0.167	mg/Kg dw	92	4.4	50 - 150	30
Fluoranthene	0.160		0.00172U	0.167	mg/Kg dw	96		50 - 150	
Fluorene	0.145		0.000838U	0.167	mg/Kg dw	87	5.4	50 - 150	30
Fluorene	0.153		0.000838U	0.167	mg/Kg dw	91		50 - 150	
Indeno(1,2,3-cd)pyrene	0.156		0.00242U	0.167	mg/Kg dw	94	4.6	50 - 150	30
Indeno(1,2,3-cd)pyrene	0.149		0.00242U	0.167	mg/Kg dw	89		50 - 150	
Naphthalene	0.135		0.000384U	0.167	mg/Kg dw	81	0.75	50 - 150	30
Naphthalene	0.134		0.000384U	0.167	mg/Kg dw	80		50 - 150	
Phenanthrene	0.139		0.000778U	0.167	mg/Kg dw	83	7.9	50 - 150	30
Phenanthrene	0.150		0.000778U	0.167	mg/Kg dw	90		50 - 150	
Pyrene	0.150		0.00424U	0.167	mg/Kg dw	90	0.99	50 - 150	30
Pyrene	0.152		0.00424U	0.167	mg/Kg dw	91		50 - 150	

Surrogates

CAS#	Parameter	Result	Expect Value	QUAL	Recovery	Unit	Limits	Analyst
321-60-8	2-Fluorobiphenyl	0.153	0.165		92	%	30 - 170	TZ
321-60-8	2-Fluorobiphenyl	0.152	0.165		92	%	30 - 170	TZ

Millennium Laboratories Inc. - CERTIFICATE OF RESULTS

Surrogates

CAS#	Parameter	Result	Expect Value	QUAL	Recovery	Unit	Limits	Analyst
4165-60-0	Nitrobenzene-d5	0.134	0.165		81	%	30 - 170	TZ
4165-60-0	Nitrobenzene-d5	0.129	0.165		78	%	30 - 170	TZ
1718-51-0	p-Terphenyl-d14	0.150	0.165		91	%	30 - 170	TZ
1718-51-0	p-Terphenyl-d14	0.156	0.165		95	%	30 - 170	TZ

Millennium Laboratories Inc. - CERTIFICATE OF RESULTS

ML #:011500025[011500025--0106] Field Ident: MS/MSD Site Name:
Matrix: LQM-Soil Preservative: None Date Collected:2015-01-13 14:40:00
Percent Solids: 96.93 % Lab Filtered: No Report Code: S7471A-Hg SOP : MLME-0011
Instrument : MET-HG-01
Method: EPA 7471A Mercury (Hg) Batch ID:012315HS1
Date Prepared:2015-01-23 12:54:00 Date Analyzed: 2015-01-23 16:19:00

Matrix Spike Samples

Parameters	Spike Result	QUAL	Parent Result	Expect Value	Units	Spike % Recovery	Spike %RPD	Accuracy Limit	Precision Limit
Mercury	0.361		0.00800I	0.364	mg/Kg dw	97	7.5	85 - 115	10
Mercury	0.389		0.00800I	0.364	mg/Kg dw	105		85 - 115	

Millennium Laboratories Inc. - CERTIFICATE OF RESULTS

ML #:011500025[011500023--0306] Field Ident: MS/MSD Site Name:
Matrix: LQM-Soil Preservative: None Date Collected:2015-01-14 10:35:00
Percent Solids: 98.74 % Lab Filtered: No Report Code: S7471A-Hg SOP : MLME-0011
Instrument : MET-HG-01
Method: EPA 7471A Mercury (Hg) Batch ID:012315HS1
Date Prepared:2015-01-23 12:54:00 Date Analyzed: 2015-01-23 16:19:00

Matrix Spike Samples

Parameters	Spike Result	QUAL	Parent Result	Expect Value	Units	Spike % Recovery	Spike %RPD	Accuracy Limit	Precision Limit
Mercury	0.357		0.0120I	0.351	mg/Kg dw	98	4.1	85 - 115	10
Mercury	0.372		0.0120I	0.351	mg/Kg dw	103		85 - 115	

Millennium Laboratories Inc. - CERTIFICATE OF RESULTS

ML #:011500025[011500024--0606] Field Ident: MS/MSD Site Name:
Matrix: LQM-Soil Preservative: None Date Collected:2015-01-13 13:55:00
Percent Solids: 97.29 % Lab Filtered: No Report Code: S6010B-RCRA7 SOP : MLME-0008, MLME-0005
Instrument : MET-ICP-01
Method: EPA 6010B RCRA7 Batch ID:012015CS1
Date Prepared:2015-01-20 18:22:00 Date Analyzed: 2015-01-22 18:47:59

Matrix Spike Samples

Parameters	Spike Result	QUAL	Parent Result	Expect Value	Units	Spike % Recovery	Spike %RPD	Accuracy Limit	Precision Limit
Lead	29.0		0.622	30.8	mg/Kg dw	92	0.93	75 - 125	20
Lead	28.8		0.622	30.8	mg/Kg dw	91		75 - 125	
Silver	14.9		0.154U	15.4	mg/Kg dw	97	0.34	75 - 125	20
Silver	14.9		0.154U	15.4	mg/Kg dw	97		75 - 125	
Arsenic	29.6		0.442I	30.8	mg/Kg dw	95	1.2	75 - 125	20
Arsenic	29.2		0.442I	30.8	mg/Kg dw	93		75 - 125	
Barium	15.0		0.182I	15.4	mg/Kg dw	96	1.6	75 - 125	20
Barium	14.7		0.182I	15.4	mg/Kg dw	94		75 - 125	
Cadmium	14.9		0.154U	15.4	mg/Kg dw	97	1.0	75 - 125	20
Cadmium	14.8		0.154U	15.4	mg/Kg dw	96		75 - 125	
Chromium (Total)	15.1		0.308U	15.4	mg/Kg dw	98	0.20	75 - 125	20
Chromium (Total)	15.2		0.308U	15.4	mg/Kg dw	99		75 - 125	
Selenium	58.1		0.385U	61.6	mg/Kg dw	94	1.2	75 - 125	20
Selenium	57.4		0.385U	61.6	mg/Kg dw	93		75 - 125	

Millennium Laboratories Inc. - CERTIFICATE OF RESULTS

ML #:011500025[011500024--0906] Field Ident: MS/MSD Site Name:
Matrix: LQM-Soil Preservative: None Date Collected:2015-01-13 14:30:00
Percent Solids: 97.65 % Lab Filtered: No Report Code: S6010B-RCRA7 SOP : MLME-0008, MLME-0005
Instrument : MET-ICP-01
Method: EPA 6010B RCRA7 Batch ID:012015CS1
Date Prepared:2015-01-20 18:22:00 Date Analyzed: 2015-01-22 19:08:31

Matrix Spike Samples

Parameters	Spike Result	QUAL	Parent Result	Expect Value	Units	Spike % Recovery	Spike %RPD	Accuracy Limit	Precision Limit
Lead	26.0		0.356U	28.5	mg/Kg dw	91	1.3	75 - 125	20
Lead	26.4		0.356U	28.5	mg/Kg dw	92		75 - 125	
Silver	13.6		0.143U	14.3	mg/Kg dw	95	3.0	75 - 125	20
Silver	14.0		0.143U	14.3	mg/Kg dw	98		75 - 125	
Arsenic	27.5		0.314U	28.5	mg/Kg dw	96	1.6	75 - 125	20
Arsenic	27.9		0.314U	28.5	mg/Kg dw	98		75 - 125	
Barium	13.8		0.143U	14.3	mg/Kg dw	97	1.7	75 - 125	20
Barium	14.0		0.143U	14.3	mg/Kg dw	98		75 - 125	
Cadmium	13.8		0.143U	14.3	mg/Kg dw	97	1.4	75 - 125	20
Cadmium	14.0		0.143U	14.3	mg/Kg dw	98		75 - 125	
Chromium (Total)	13.8		0.285U	14.3	mg/Kg dw	97	0.58	75 - 125	20
Chromium (Total)	13.9		0.285U	14.3	mg/Kg dw	97		75 - 125	
Selenium	52.5		0.356U	57.1	mg/Kg dw	92	1.7	75 - 125	20
Selenium	53.4		0.356U	57.1	mg/Kg dw	94		75 - 125	

Data Flag Summary and Definitions of Qualifiers

A =	Result reported is the mean (average) of 2 or more discrete and separate determinations.
D =	Surrogate or matrix spike diluted out.
I =	The reported value is between the laboratory limit of detection (LOD) and the laboratory limit of quantitation(LOQ).
J =	Estimated value - may not be accurate. Use of this code requires justification as follows:
	1. Exceedance of surrogate recovery limits.
	2. Existence of no quality control criteria for a component.
	3. Failure to meet established precision and accuracy criteria.
	4. Matrix interference.
	5. Questionable data due to improper field or lab protocols.
	"J" values are exclusive and are not used in conjunction with other codes.
K =	Indicates off scale low and the actual value is known to be less than the value listed. Used if the value is less than the lowest calibration standard when the calibration curve is known to be non-linear. Can also be used if the actual value is known to be less than the reported value based on sample size or dilution.
L =	Off-scale high and the actual value is known to be greater than the reported value. Used when the sample concentration of the analyte exceeds the linear range or highest calibration standard and the calibration curve is known to exhibit a negative deflection.
M =	To be used for chemical analysis: the presence of the analyte is verified but not quantified and the actual value is less than the value reported.
N =	Presumptive evidence of presence of compound. To be used when the compound has been determined by TIC (Mass spectral library search) or if presence of the compound cannot be confirmed using alternate procedures.
O =	Indicates that the analysis was lost or not performed.
P =	The concentration determined by the second column confirmation exceeded 40%D. The presence/absence of the compound can not be confirmed by GC/MS due to the low concentration. However, in the analyst's opinion, the compound is present in the sample and affected by matrix interference on one GC column. The concentration most appropriate to the sample matrix has been reported.
Q =	Indicates that the sample was prepared or analyzed after the holding time had expired.
S =	Analyte presence/absence has been determined using a historical relative retention time and mass spectral library search. If the analyte was determined to be absent, it is reported as the PQL qualified with a U. If the analyte was determined to be present, the estimated concentration is determined using a historical calibration factor.
T =	Reported value is less than the laboratory limit of detection (LOD). The value is reported for informational purposes only and is not used in statistical analysis.
U =	Indicates that a specific compound was analyzed for but not detected. The reported value shall be the laboratory limit of detection (LOD).
V =	Indicates blank contamination (i.e. the compound was detected in the sample and the associated method blanks).
X =	The spiking solution was inadvertently omitted during the extraction procedure.
Y =	Laboratory analysis was performed on sample that was unpreserved or improperly preserved; therefore, the data may be inaccurate.
? =	Indicates that the data should not be used since some or all of the quality control data for the analyte fall outside limits and the presence or absence of the analyte cannot be determined from the data.
* =	Analysis was not performed due to interference.
NS =	Not spiked - Surrogate or spike solution was inadvertently omitted.
Hierarchy = ? *,O Y V K L M I U T A N Q J S P X.	

Abbreviation Definitions and Acronyms

%REC = Percent Recovery %RPD = Relative Percent Difference DL= Dilution1 DD= Dilution2 TD = Dilution3 QD = Dilution4
DUP = Duplicate LCS/LCSD = Laboratory Control Spike/Duplicate MS/MSD = Matrix Spike/Duplicate QUAL = Qualifier
DF|QF = Dilution|Quantitation Factor LOQ [PQL] = Practical Quantitation Limit
LOD [MDL] = Limit Of Detection/Method Detection Limit. The minimum concentration of an analyte of interest that can be measured and reported with 99 % confidence that the analyte concentration is greater than zero. The LOD for an analyte is determined from the preparation and analysis of a sample in a given matrix containing the analyte. LODs have been determined following the procedure specified in "New and Alternative Analytical Laboratory Methods", DEP-QA-001/01 (September 1, 2003) which is incorporated by reference in Rule 62-160.800, F.A.C., unless otherwise specified by a mandated test method for which the laboratory is certified.
HCL(1:1)=Hydrochloric Acid HNO3(1:1)=Nitric Acid H2SO4(1:1)=Sulfuric Acid Na2S2O3=Sodium Thiosulfate HgCl2=Mercuric Chloride
MCA=Monochloroacetic Acid

Subcontracted Laboratory Certification Information

No Subcontracted Laboratories were used for these samples.

END CERTIFICATE OF RESULTS

CHAIN OF CUSTODY RECORD / ANALYSIS REQUEST FORM

11714

Site K

MILLENNIUM LABORATORIES INC

MILLENNIUM LABORATORIES, INC.

12721 RACE TRACK RD., TAMPA, FL 33626

813 925-3871 VOICE 813 925-3872 FAX

PROJECT NAME: ~~Wave Street Car~~	PROJECT NO.	PROJECT LOCATION (STATE): FL	
SAMPLERS SIGNATURE: Leah Zihlman	P.O. NUMBER		
CLIENT CONTACT: Leah Zihlman	CLIENT PHONE: 904-828-3900	CLIENT FAX	
CLIENT NAME: Kimley-Horn	CLIENT EMAIL: Leah.Zihlman@kimley-horn.com		
CLIENT ADDRESS: Jacksonville FL			

PAGE 2 OF 3

STANDARD REPORT DELIVERY: X

DATE DUE:

EXPEDITED REPORT DELIVERY (SURCHARGE): O

DATE DUE:

NUMBER OF COOLERS SUBMITTED PER SHIPMENT:

SAMPLE DATE	SAMPLE TIME	SAMPLE IDENTIFICATION	MATRIX: COMPOSITE (C) OR GRAB (G) INDICATE	AQUEOUS (WATER)	SOLID OR SEMISOLID	AIR	NONAQUEOUS LIQUID (OIL, SOLVENT)	REQUIRED ANALYSIS: B200 (Full)	B270 (PAH)	8RCRA	NUMBER OF CONTAINERS SUBMITTED: PRESERVATIVE	REMARKS
1/13/15	2:40	SB-2 (2)	G		X			X	X	X		
	2:40	SB-2 (4)						X	X	X		
	3:00	SB-3 (0.5)						X	X	X		
	3:00	SB-3 (4)						X	X	X		
	3:50	SB-1 (4)						X	X	X		
	1:10	SB-9 (4)						X	X	X		
	3:00	SB-3 (2)						X	X	X		
	1:50	SB-1 (0.5)						X	X	X		

RELINQUISHED BY: (SIGNATURE) Kathy Sheffield	DATE 1/9/15	TIME 1100	RELINQUISHED BY: (SIGNATURE) Leah Zihlman	DATE 1/14/15	TIME	RELINQUISHED BY: (SIGNATURE) Fedex	DATE	TIME
RECEIVED BY: (SIGNATURE) EMPTY CONTAINERS	DATE	TIME	RECEIVED BY: (SIGNATURE)	DATE	TIME	RECEIVED BY: (SIGNATURE)	DATE	TIME

INTERNAL LABORATORY USE ONLY

RECEIVED FOR LABORATORY BY: (SIGNATURE)	DATE	TIME	CUSTODY INTACT YES / NO		LOG NO.	LABORATORY REMARKS:
AHman	1-16-15	10:55	YES X NO O		011500025	3 °

Original - Return to Laboratory with Sample(s)

City of Fort Lauderdale
Bid 12139-983

Millennium Laboratories Inc.
12721 Race Track Road
Tampa, FL 33626-1314
Voice Phone: (813) 925-3871
Fax Phone: (813) 925-3872
Email: ksheffield@mlabs-fl.com

Florida Department of Health Certification Number E84899 Expires: July 01, 2015

CERTIFICATE OF RESULTS

TRACKING Number:2603.0 DATE OF ISSUE:2015-02-04 11:21:29

Client Project ID: Site K
Lab Project ID: 011500026

This Certificate of Results is provided for:
Ms. Leah Zihlman
Kimley-Horn and Associates
12740 Gran Bay Parkway, Suite 2350
Jacksonville, Florida 32258
904-828-3900

Kathy Sheffield - Lab Director/Project-Mgr.

Kathy Sheffield - CIO - QAQC

This Certificate of Results meets all the requirements of 2003-NELAC Specifications unless otherwise specified within this report. This Certificate shall not be reproduced except in full, without the written consent of Millennium Laboratories. This Certificate of Results relates only to items tested or to the samples as received by Millennium Laboratories Inc. The estimated uncertainty of these test results is based on statistics that can be furnished upon request. If you have obtained possession of this Certificate of Results and you are not the intended recipient, as indicated above, please preserve the confidential nature of this report and notify Millennium Laboratories using the contact information above. Millennium Laboratories retains ownership of this document until properly delivered to the intended recipient.

Case Narrative - Observations, Opinions and Interpretations

Five liquid samples and a trip blank were received on January 16, 2015 in good condition. The sample cooler temperature was 5ºC upon receipt, with wet ice present. The samples were analyzed for volatile organics by EPA Method 8260 and for total and filtered RCRA metals by EPA Method 6010/7470. Two of the samples were also analyzed for Low-Level PAHs by EPA Method 8270. Laboratory SOPs MLVM-0002, MLSM-0004, MLSM-0005, MLME-0005, and MLME-0010 were used for the analyses.

No QA/QC issues were encountered. All spikes and surrogates were recovered within established limits. All method-specified holding times were met.

Please contact Kathy Sheffield at (813) 925-3871 or ksheffield@mlabs-fl.com if you have any questions or require additional information.

The client`s chain of custody form and the invoice have been attached to the laboratory`s Certificate of Results.

Sample Information:		
ML Sample Number:	**Client Sample ID:**	**Date Collected:**
011500026-01	MW-5	2015-01-14 10:40:00
011500026-02	GP-2	2015-01-14 09:30:00
011500026-03	GP-3	2015-01-14 12:10:00
011500026-04	MW-2	2015-01-12 14:36:00
011500026-05	MW-3	2015-01-12 13:09:00
011500026-06	MW-5 filtered	2015-01-14 10:40:00
011500026-07	GP-2 filtered	2015-01-14 09:30:00
011500026-08	GP-3 filtered	2015-01-14 12:10:00
011500026-09	MW-2 filtered	2015-01-12 14:36:00
011500026-10	MW-3 filtered	2015-01-12 13:09:00
011500026-11	Trip Blank	

Matrix Spike Information:			
Analysis Performed:	**Identifier MS/MSD:**	**ML Sample # MS/MSD:**	**ML Batch ID:**
A8260B	MW-5	011500026--0102	1L012615
A8270C-LL	Batch	011500022--0105	012015D
A7470A-Hg	Batch	011500021--0103	012015HW1
A7470A-Hg	MW-5 filtered	011500026--0601	012015HW1
A6010B-RCRA7	Batch	011500021--0103	012015CW1
A6010B-RCRA7	GP-2	011500026--0205	012015CW1
A6010B-RCRA7	MW-3 filtered	011500026--1001	012015CW1

Millennium Laboratories Inc. - CERTIFICATE OF RESULTS

ML#:011500026-01 container [01] Field Ident: MW-5 Site Name: Site K
Matrix: LQM-Non-Potable Water Preservative: HCL(1:1) Date Collected:2015-01-14 10:40:00
Lab Filtered: No Report Code: A8260B SOP : MLVM-0002
Instrument : VMB-5975

Method: EPA 8260B Volatile Organics Batch ID:1L012615
Date Prepared: Date Analyzed: 2015-01-27 00:59:00

CAS#	Parameter	Result	QUAL	Units	LOD(MDL)	LOQ(PQL)	DF|QF	Analyst
630-20-6	1,1,1,2-Tetrachloroethane	0.27	U	ug/L	0.27	1.0	1.00	KC
71-55-6	1,1,1-Trichloroethane	0.24	U	ug/L	0.24	1.0	1.00	KC
79-34-5	1,1,2,2-Tetrachloroethane	0.17	U	ug/L	0.17	1.0	1.00	KC
79-00-5	1,1,2-Trichloroethane	0.35	U	ug/L	0.35	1.0	1.00	KC
75-34-3	1,1-Dichloroethane	0.22	U	ug/L	0.22	1.0	1.00	KC
75-35-4	1,1-Dichloroethene	0.38	U	ug/L	0.38	1.0	1.00	KC
563-58-6	1,1-Dichloropropene	0.31	U	ug/L	0.31	1.0	1.00	KC
87-61-6	1,2,3-Trichlorobenzene	0.39	U	ug/L	0.39	5.0	1.00	KC
96-18-4	1,2,3-Trichloropropane	0.34	U	ug/L	0.34	1.0	1.00	KC
120-82-1	1,2,4-Trichlorobenzene	0.42	U	ug/L	0.42	5.0	1.00	KC
95-63-6	1,2,4-Trimethylbenzene	0.32	U	ug/L	0.32	1.0	1.00	KC
96-12-8	1,2-Dibromo-3-Chloropropane	0.81	U	ug/L	0.81	4.0	1.00	KC
106-93-4	1,2-Dibromoethane	0.34	U	ug/L	0.34	2.0	1.00	KC
95-50-1	1,2-Dichlorobenzene	0.28	U	ug/L	0.28	1.0	1.00	KC
107-06-2	1,2-Dichloroethane	0.29	U	ug/L	0.29	1.0	1.00	KC
78-87-5	1,2-Dichloropropane	0.29	U	ug/L	0.29	1.0	1.00	KC
108-67-8	1,3,5-Trimethylbenzene	0.25	U	ug/L	0.25	1.0	1.00	KC
541-73-1	1,3-Dichlorobenzene	0.48	U	ug/L	0.48	1.0	1.00	KC
142-28-9	1,3-Dichloropropane	0.19	U	ug/L	0.19	1.0	1.00	KC
106-46-7	1,4-Dichlorobenzene	0.46	U	ug/L	0.46	1.0	1.00	KC
594-20-7	2,2-Dichloropropane	0.40	U	ug/L	0.40	1.0	1.00	KC
78-93-3	2-Butanone	9.5	U	ug/L	9.5	10	1.00	KC
110-75-8	2-Chloroethyl vinyl ether	2.9	U	ug/L	2.9	10	1.00	KC
95-49-8	2-Chlorotoluene	0.27	U	ug/L	0.27	1.0	1.00	KC
591-78-6	2-Hexanone	1.3	U	ug/L	1.3	10	1.00	KC
106-43-4	4-Chlorotoluene	0.26	U	ug/L	0.26	1.0	1.00	KC
99-87-6	4-Isopropyltoluene	0.33	U	ug/L	0.33	1.0	1.00	KC
108-10-1	4-Methyl-2-Pentanone	3.8	U	ug/L	3.8	20	1.00	KC
67-64-1	Acetone	20	U	ug/L	20	50	1.00	KC
75-05-8	Acetonitrile	20	U	ug/L	20	20	1.00	KC
71-43-2	Benzene	0.45	U	ug/L	0.45	1.0	1.00	KC
108-86-1	Bromobenzene	0.45	U	ug/L	0.45	1.0	1.00	KC
74-97-5	Bromochloromethane	0.29	U	ug/L	0.29	1.0	1.00	KC
75-27-4	Bromodichloromethane	0.19	U	ug/L	0.19	1.0	1.00	KC
75-25-2	Bromoform	0.60	U	ug/L	0.60	1.0	1.00	KC
74-83-9	Bromomethane	0.53	U	ug/L	0.53	2.0	1.00	KC
75-15-0	Carbon Disulfide	0.37	U	ug/L	0.37	1.0	1.00	KC
56-23-5	Carbon Tetrachloride	0.27	U	ug/L	0.27	1.0	1.00	KC
108-90-7	Chlorobenzene	0.51	U	ug/L	0.51	1.0	1.00	KC
75-00-3	Chloroethane	0.28	U	ug/L	0.28	2.0	1.00	KC
67-66-3	Chloroform	0.60	U	ug/L	0.60	1.0	1.00	KC
74-87-3	Chloromethane	1.2	U	ug/L	1.2	2.0	1.00	KC
156-59-2	cis-1,2-Dichloroethene	0.34	U	ug/L	0.34	1.0	1.00	KC
10061-01-5	cis-1,3-Dichloropropene	0.16	U	ug/L	0.16	1.0	1.00	KC

Millennium Laboratories Inc. - CERTIFICATE OF RESULTS

CAS#	Parameter	Result	QUAL	Units	LOD(MDL)	LOQ(PQL)	DF|QF	Analyst
124-48-1	Dibromochloromethane	0.32	U	ug/L	0.32	1.0	1.00	KC
74-95-3	Dibromomethane	0.30	U	ug/L	0.30	2.0	1.00	KC
75-71-8	Dichlorodifluoromethane	2.5	U	ug/L	2.5	5.0	1.00	KC
97-63-2	Ethyl methacrylate	0.16	U	ug/L	0.16	1.0	1.00	KC
100-41-4	Ethylbenzene	0.23	U	ug/L	0.23	1.0	1.00	KC
87-68-3	Hexachlorobutadiene	0.64	U	ug/L	0.64	2.0	1.00	KC
74-88-4	Iodomethane	1.7	U	ug/L	1.7	2.0	1.00	KC
78-83-1	Isobutanol	26	U	ug/L	26	100	1.00	KC
98-82-8	Isopropylbenzene	0.28	U	ug/L	0.28	1.0	1.00	KC
136777-61-2	m + p Xylene	0.60	U	ug/L	0.60	1.0	1.00	KC
80-62-6	Methyl methacrylate	1.1	U	ug/L	1.1	10	1.00	KC
1634-04-4	Methyl tert-Butyl Ether	0.41	U	ug/L	0.41	1.0	1.00	KC
75-09-2	Methylene Chloride	3.6	U	ug/L	3.6	5.0	1.00	KC
104-51-8	n-Butylbenzene	0.28	U	ug/L	0.28	1.0	1.00	KC
103-65-1	N-Propylbenzene	0.36	U	ug/L	0.36	1.0	1.00	KC
91-20-3	Naphthalene	1.0	U	ug/L	1.0	2.0	1.00	KC
95-47-6	o-Xylene	0.30	U	ug/L	0.30	1.0	1.00	KC
76-01-7	Pentachloroethane	0.52	U	ug/L	0.52	1.0	1.00	KC
107-12-0	Propionitrile	13	U	ug/L	13	50	1.00	KC
135-98-8	sec-Butylbenzene	0.31	U	ug/L	0.31	1.0	1.00	KC
100-42-5	Styrene	0.22	U	ug/L	0.22	1.0	1.00	KC
98-06-6	tert-Butylbenzene	0.36	U	ug/L	0.36	1.0	1.00	KC
127-18-4	Tetrachloroethene	0.45	U	ug/L	0.45	1.0	1.00	KC
108-88-3	Toluene	0.70	U	ug/L	0.70	1.0	1.00	KC
156-60-5	trans-1,2-Dichloroethene	0.23	U	ug/L	0.23	1.0	1.00	KC
10061-02-6	trans-1,3-Dichloropropene	0.18	U	ug/L	0.18	1.0	1.00	KC
110-57-6	trans-1,4-Dichloro-2-butene	1.2	U	ug/L	1.2	2.0	1.00	KC
79-01-6	Trichloroethene	0.30	U	ug/L	0.30	1.0	1.00	KC
75-69-4	Trichlorofluoromethane	0.20	U	ug/L	0.20	1.0	1.00	KC
108-05-4	Vinyl Acetate	2.1	U	ug/L	2.1	10	1.00	KC
75-01-4	Vinyl Chloride	0.50	U	ug/L	0.50	1.0	1.00	KC

Surrogates

CAS#	Parameter	Result	Expect Value	QUAL	Recovery	Unit	Limits	Analyst
17060-07-0	1,2-Dichloroethane-d4	49.3	40.0		123	%	70 - 170	KC
460-00-4	p-Bromofluorobenzene	42.9	40.0		107	%	72 - 150	KC
2037-26-5	Toluene-d8	44.6	40.0		111	%	74 - 150	KC

Millennium Laboratories Inc. - CERTIFICATE OF RESULTS

ML#:011500026-02 container [01] Field Ident: GP-2 Site Name: Site K
Matrix: LQM-Non-Potable Water Preservative: HCL(1:1) Date Collected:2015-01-14 09:30:00
Lab Filtered: No Report Code: A8260B SOP : MLVM-0002
Instrument : VMB-5975

Method: EPA 8260B Volatile Organics Batch ID:1L012615
Date Prepared: Date Analyzed: 2015-01-27 01:26:00

CAS#	Parameter	Result	QUAL	Units	LOD(MDL)	LOQ(PQL)	DF|QF	Analyst
630-20-6	1,1,1,2-Tetrachloroethane	0.27	U	ug/L	0.27	1.0	1.00	KC
71-55-6	1,1,1-Trichloroethane	0.24	U	ug/L	0.24	1.0	1.00	KC
79-34-5	1,1,2,2-Tetrachloroethane	0.17	U	ug/L	0.17	1.0	1.00	KC
79-00-5	1,1,2-Trichloroethane	0.35	U	ug/L	0.35	1.0	1.00	KC
75-34-3	1,1-Dichloroethane	0.22	U	ug/L	0.22	1.0	1.00	KC
75-35-4	1,1-Dichloroethene	0.38	U	ug/L	0.38	1.0	1.00	KC
563-58-6	1,1-Dichloropropene	0.31	U	ug/L	0.31	1.0	1.00	KC
87-61-6	1,2,3-Trichlorobenzene	0.39	U	ug/L	0.39	5.0	1.00	KC
96-18-4	1,2,3-Trichloropropane	0.34	U	ug/L	0.34	1.0	1.00	KC
120-82-1	1,2,4-Trichlorobenzene	0.42	U	ug/L	0.42	5.0	1.00	KC
95-63-6	1,2,4-Trimethylbenzene	0.32	U	ug/L	0.32	1.0	1.00	KC
96-12-8	1,2-Dibromo-3-Chloropropane	0.81	U	ug/L	0.81	4.0	1.00	KC
106-93-4	1,2-Dibromoethane	0.34	U	ug/L	0.34	2.0	1.00	KC
95-50-1	1,2-Dichlorobenzene	0.28	U	ug/L	0.28	1.0	1.00	KC
107-06-2	1,2-Dichloroethane	0.29	U	ug/L	0.29	1.0	1.00	KC
78-87-5	1,2-Dichloropropane	0.29	U	ug/L	0.29	1.0	1.00	KC
108-67-8	1,3,5-Trimethylbenzene	0.25	U	ug/L	0.25	1.0	1.00	KC
541-73-1	1,3-Dichlorobenzene	0.48	U	ug/L	0.48	1.0	1.00	KC
142-28-9	1,3-Dichloropropane	0.19	U	ug/L	0.19	1.0	1.00	KC
106-46-7	1,4-Dichlorobenzene	0.46	U	ug/L	0.46	1.0	1.00	KC
594-20-7	2,2-Dichloropropane	0.40	U	ug/L	0.40	1.0	1.00	KC
78-93-3	2-Butanone	9.5	U	ug/L	9.5	10	1.00	KC
110-75-8	2-Chloroethyl vinyl ether	2.9	U	ug/L	2.9	10	1.00	KC
95-49-8	2-Chlorotoluene	0.27	U	ug/L	0.27	1.0	1.00	KC
591-78-6	2-Hexanone	1.3	U	ug/L	1.3	10	1.00	KC
106-43-4	4-Chlorotoluene	0.26	U	ug/L	0.26	1.0	1.00	KC
99-87-6	4-Isopropyltoluene	0.33	U	ug/L	0.33	1.0	1.00	KC
108-10-1	4-Methyl-2-Pentanone	3.8	U	ug/L	3.8	20	1.00	KC
67-64-1	Acetone	20	U	ug/L	20	50	1.00	KC
75-05-8	Acetonitrile	20	U	ug/L	20	20	1.00	KC
71-43-2	Benzene	0.45	U	ug/L	0.45	1.0	1.00	KC
108-86-1	Bromobenzene	0.45	U	ug/L	0.45	1.0	1.00	KC
74-97-5	Bromochloromethane	0.29	U	ug/L	0.29	1.0	1.00	KC
75-27-4	Bromodichloromethane	0.19	U	ug/L	0.19	1.0	1.00	KC
75-25-2	Bromoform	0.60	U	ug/L	0.60	1.0	1.00	KC
74-83-9	Bromomethane	0.53	U	ug/L	0.53	2.0	1.00	KC
75-15-0	Carbon Disulfide	0.37	U	ug/L	0.37	1.0	1.00	KC
56-23-5	Carbon Tetrachloride	0.27	U	ug/L	0.27	1.0	1.00	KC
108-90-7	Chlorobenzene	0.51	U	ug/L	0.51	1.0	1.00	KC
75-00-3	Chloroethane	0.28	U	ug/L	0.28	2.0	1.00	KC
67-66-3	Chloroform	0.60	U	ug/L	0.60	1.0	1.00	KC
74-87-3	Chloromethane	1.2	U	ug/L	1.2	2.0	1.00	KC
156-59-2	cis-1,2-Dichloroethene	0.34	U	ug/L	0.34	1.0	1.00	KC
10061-01-5	cis-1,3-Dichloropropene	0.16	U	ug/L	0.16	1.0	1.00	KC

Millennium Laboratories Inc. - CERTIFICATE OF RESULTS

CAS#	Parameter	Result	QUAL	Units	LOD(MDL)	LOQ(PQL)	DF|QF	Analyst
124-48-1	Dibromochloromethane	0.32	U	ug/L	0.32	1.0	1.00	KC
74-95-3	Dibromomethane	0.30	U	ug/L	0.30	2.0	1.00	KC
75-71-8	Dichlorodifluoromethane	2.5	U	ug/L	2.5	5.0	1.00	KC
97-63-2	Ethyl methacrylate	0.16	U	ug/L	0.16	1.0	1.00	KC
100-41-4	Ethylbenzene	0.23	U	ug/L	0.23	1.0	1.00	KC
87-68-3	Hexachlorobutadiene	0.64	U	ug/L	0.64	2.0	1.00	KC
74-88-4	Iodomethane	1.7	U	ug/L	1.7	2.0	1.00	KC
78-83-1	Isobutanol	26	U	ug/L	26	100	1.00	KC
98-82-8	Isopropylbenzene	0.28	U	ug/L	0.28	1.0	1.00	KC
136777-61-2	m + p Xylene	0.60	U	ug/L	0.60	1.0	1.00	KC
80-62-6	Methyl methacrylate	1.1	U	ug/L	1.1	10	1.00	KC
1634-04-4	Methyl tert-Butyl Ether	0.41	U	ug/L	0.41	1.0	1.00	KC
75-09-2	Methylene Chloride	3.6	U	ug/L	3.6	5.0	1.00	KC
104-51-8	n-Butylbenzene	0.28	U	ug/L	0.28	1.0	1.00	KC
103-65-1	N-Propylbenzene	0.36	U	ug/L	0.36	1.0	1.00	KC
91-20-3	Naphthalene	1.0	U	ug/L	1.0	2.0	1.00	KC
95-47-6	o-Xylene	0.30	U	ug/L	0.30	1.0	1.00	KC
76-01-7	Pentachloroethane	0.52	U	ug/L	0.52	1.0	1.00	KC
107-12-0	Propionitrile	13	U	ug/L	13	50	1.00	KC
135-98-8	sec-Butylbenzene	0.31	U	ug/L	0.31	1.0	1.00	KC
100-42-5	Styrene	0.22	U	ug/L	0.22	1.0	1.00	KC
98-06-6	tert-Butylbenzene	0.36	U	ug/L	0.36	1.0	1.00	KC
127-18-4	Tetrachloroethene	0.45	U	ug/L	0.45	1.0	1.00	KC
108-88-3	Toluene	0.70	U	ug/L	0.70	1.0	1.00	KC
156-60-5	trans-1,2-Dichloroethene	0.23	U	ug/L	0.23	1.0	1.00	KC
10061-02-6	trans-1,3-Dichloropropene	0.18	U	ug/L	0.18	1.0	1.00	KC
110-57-6	trans-1,4-Dichloro-2-butene	1.2	U	ug/L	1.2	2.0	1.00	KC
79-01-6	Trichloroethene	0.30	U	ug/L	0.30	1.0	1.00	KC
75-69-4	Trichlorofluoromethane	0.20	U	ug/L	0.20	1.0	1.00	KC
108-05-4	Vinyl Acetate	2.1	U	ug/L	2.1	10	1.00	KC
75-01-4	Vinyl Chloride	0.50	U	ug/L	0.50	1.0	1.00	KC

Surrogates

CAS#	Parameter	Result	Expect Value	QUAL	Recovery	Unit	Limits	Analyst
17060-07-0	1,2-Dichloroethane-d4	50.4	40.0		126	%	70 - 170	KC
460-00-4	p-Bromofluorobenzene	43.4	40.0		109	%	72 - 150	KC
2037-26-5	Toluene-d8	43.2	40.0		108	%	74 - 150	KC

Millennium Laboratories Inc. - CERTIFICATE OF RESULTS

ML#:011500026-03 container [01] Field Ident: GP-3 Site Name: Site K
Matrix: LQM-Non-Potable Water Preservative: HCL(1:1) Date Collected:2015-01-14 12:10:00
Lab Filtered: No Report Code: A8260B SOP : MLVM-0002
Instrument : VMB-5975

Method: EPA 8260B Volatile Organics Batch ID:1L012615
Date Prepared: Date Analyzed: 2015-01-27 01:53:00

CAS#	Parameter	Result	QUAL	Units	LOD(MDL)	LOQ(PQL)	DF|QF	Analyst
630-20-6	1,1,1,2-Tetrachloroethane	0.27	U	ug/L	0.27	1.0	1.00	KC
71-55-6	1,1,1-Trichloroethane	0.24	U	ug/L	0.24	1.0	1.00	KC
79-34-5	1,1,2,2-Tetrachloroethane	0.17	U	ug/L	0.17	1.0	1.00	KC
79-00-5	1,1,2-Trichloroethane	0.35	U	ug/L	0.35	1.0	1.00	KC
75-34-3	1,1-Dichloroethane	0.22	U	ug/L	0.22	1.0	1.00	KC
75-35-4	1,1-Dichloroethene	0.38	U	ug/L	0.38	1.0	1.00	KC
563-58-6	1,1-Dichloropropene	0.31	U	ug/L	0.31	1.0	1.00	KC
87-61-6	1,2,3-Trichlorobenzene	0.39	U	ug/L	0.39	5.0	1.00	KC
96-18-4	1,2,3-Trichloropropane	0.34	U	ug/L	0.34	1.0	1.00	KC
120-82-1	1,2,4-Trichlorobenzene	0.42	U	ug/L	0.42	5.0	1.00	KC
95-63-6	1,2,4-Trimethylbenzene	0.32	U	ug/L	0.32	1.0	1.00	KC
96-12-8	1,2-Dibromo-3-Chloropropane	0.81	U	ug/L	0.81	4.0	1.00	KC
106-93-4	1,2-Dibromoethane	0.34	U	ug/L	0.34	2.0	1.00	KC
95-50-1	1,2-Dichlorobenzene	0.28	U	ug/L	0.28	1.0	1.00	KC
107-06-2	1,2-Dichloroethane	0.29	U	ug/L	0.29	1.0	1.00	KC
78-87-5	1,2-Dichloropropane	0.29	U	ug/L	0.29	1.0	1.00	KC
108-67-8	1,3,5-Trimethylbenzene	0.25	U	ug/L	0.25	1.0	1.00	KC
541-73-1	1,3-Dichlorobenzene	0.48	U	ug/L	0.48	1.0	1.00	KC
142-28-9	1,3-Dichloropropane	0.19	U	ug/L	0.19	1.0	1.00	KC
106-46-7	1,4-Dichlorobenzene	0.46	U	ug/L	0.46	1.0	1.00	KC
594-20-7	2,2-Dichloropropane	0.40	U	ug/L	0.40	1.0	1.00	KC
78-93-3	2-Butanone	9.5	U	ug/L	9.5	10	1.00	KC
110-75-8	2-Chloroethyl vinyl ether	2.9	U	ug/L	2.9	10	1.00	KC
95-49-8	2-Chlorotoluene	0.27	U	ug/L	0.27	1.0	1.00	KC
591-78-6	2-Hexanone	1.3	U	ug/L	1.3	10	1.00	KC
106-43-4	4-Chlorotoluene	0.26	U	ug/L	0.26	1.0	1.00	KC
99-87-6	4-Isopropyltoluene	0.33	U	ug/L	0.33	1.0	1.00	KC
108-10-1	4-Methyl-2-Pentanone	3.8	U	ug/L	3.8	20	1.00	KC
67-64-1	Acetone	20	U	ug/L	20	50	1.00	KC
75-05-8	Acetonitrile	20	U	ug/L	20	20	1.00	KC
71-43-2	Benzene	0.45	U	ug/L	0.45	1.0	1.00	KC
108-86-1	Bromobenzene	0.45	U	ug/L	0.45	1.0	1.00	KC
74-97-5	Bromochloromethane	0.29	U	ug/L	0.29	1.0	1.00	KC
75-27-4	Bromodichloromethane	0.19	U	ug/L	0.19	1.0	1.00	KC
75-25-2	Bromoform	0.60	U	ug/L	0.60	1.0	1.00	KC
74-83-9	Bromomethane	0.53	U	ug/L	0.53	2.0	1.00	KC
75-15-0	Carbon Disulfide	0.37	U	ug/L	0.37	1.0	1.00	KC
56-23-5	Carbon Tetrachloride	0.27	U	ug/L	0.27	1.0	1.00	KC
108-90-7	Chlorobenzene	0.51	U	ug/L	0.51	1.0	1.00	KC
75-00-3	Chloroethane	0.28	U	ug/L	0.28	2.0	1.00	KC
67-66-3	Chloroform	0.60	U	ug/L	0.60	1.0	1.00	KC
74-87-3	Chloromethane	1.2	U	ug/L	1.2	2.0	1.00	KC
156-59-2	cis-1,2-Dichloroethene	0.34	U	ug/L	0.34	1.0	1.00	KC
10061-01-5	cis-1,3-Dichloropropene	0.16	U	ug/L	0.16	1.0	1.00	KC

Millennium Laboratories Inc. - CERTIFICATE OF RESULTS

CAS#	Parameter	Result	QUAL	Units	LOD(MDL)	LOQ(PQL)	DF|QF	Analyst
124-48-1	Dibromochloromethane	0.32	U	ug/L	0.32	1.0	1.00	KC
74-95-3	Dibromomethane	0.30	U	ug/L	0.30	2.0	1.00	KC
75-71-8	Dichlorodifluoromethane	2.5	U	ug/L	2.5	5.0	1.00	KC
97-63-2	Ethyl methacrylate	0.16	U	ug/L	0.16	1.0	1.00	KC
100-41-4	Ethylbenzene	0.23	U	ug/L	0.23	1.0	1.00	KC
87-68-3	Hexachlorobutadiene	0.64	U	ug/L	0.64	2.0	1.00	KC
74-88-4	Iodomethane	1.7	U	ug/L	1.7	2.0	1.00	KC
78-83-1	Isobutanol	26	U	ug/L	26	100	1.00	KC
98-82-8	Isopropylbenzene	0.28	U	ug/L	0.28	1.0	1.00	KC
136777-61-2	m + p Xylene	0.60	U	ug/L	0.60	1.0	1.00	KC
80-62-6	Methyl methacrylate	1.1	U	ug/L	1.1	10	1.00	KC
1634-04-4	Methyl tert-Butyl Ether	0.41	U	ug/L	0.41	1.0	1.00	KC
75-09-2	Methylene Chloride	3.6	U	ug/L	3.6	5.0	1.00	KC
104-51-8	n-Butylbenzene	0.28	U	ug/L	0.28	1.0	1.00	KC
103-65-1	N-Propylbenzene	0.36	U	ug/L	0.36	1.0	1.00	KC
91-20-3	Naphthalene	1.0	U	ug/L	1.0	2.0	1.00	KC
95-47-6	o-Xylene	0.30	U	ug/L	0.30	1.0	1.00	KC
76-01-7	Pentachloroethane	0.52	U	ug/L	0.52	1.0	1.00	KC
107-12-0	Propionitrile	13	U	ug/L	13	50	1.00	KC
135-98-8	sec-Butylbenzene	0.31	U	ug/L	0.31	1.0	1.00	KC
100-42-5	Styrene	0.22	U	ug/L	0.22	1.0	1.00	KC
98-06-6	tert-Butylbenzene	0.36	U	ug/L	0.36	1.0	1.00	KC
127-18-4	Tetrachloroethene	0.45	U	ug/L	0.45	1.0	1.00	KC
108-88-3	Toluene	0.70	U	ug/L	0.70	1.0	1.00	KC
156-60-5	trans-1,2-Dichloroethene	0.23	U	ug/L	0.23	1.0	1.00	KC
10061-02-6	trans-1,3-Dichloropropene	0.18	U	ug/L	0.18	1.0	1.00	KC
110-57-6	trans-1,4-Dichloro-2-butene	1.2	U	ug/L	1.2	2.0	1.00	KC
79-01-6	Trichloroethene	0.30	U	ug/L	0.30	1.0	1.00	KC
75-69-4	Trichlorofluoromethane	0.20	U	ug/L	0.20	1.0	1.00	KC
108-05-4	Vinyl Acetate	2.1	U	ug/L	2.1	10	1.00	KC
75-01-4	Vinyl Chloride	0.50	U	ug/L	0.50	1.0	1.00	KC

Surrogates

CAS#	Parameter	Result	Expect Value	QUAL	Recovery	Unit	Limits	Analyst
17060-07-0	1,2-Dichloroethane-d4	50.5	40.0		126	%	70 - 170	KC
460-00-4	p-Bromofluorobenzene	42.9	40.0		107	%	72 - 150	KC
2037-26-5	Toluene-d8	43.8	40.0		109	%	74 - 150	KC

Millennium Laboratories Inc. - CERTIFICATE OF RESULTS

ML#:011500026-04 container [01] Field Ident: MW-2 Site Name: Site K
Matrix: LQM-Non-Potable Water Preservative: HCL(1:1) Date Collected:2015-01-12 14:36:00
Lab Filtered: No Report Code: A8260B SOP : MLVM-0002
Instrument : VMB-5975

Method: EPA 8260B Volatile Organics Batch ID:1L012615
Date Prepared: Date Analyzed: 2015-01-26 22:37:00

CAS#	Parameter	Result	QUAL	Units	LOD(MDL)	LOQ(PQL)	DF|QF	Analyst
630-20-6	1,1,1,2-Tetrachloroethane	0.27	U	ug/L	0.27	1.0	1.00	KC
71-55-6	1,1,1-Trichloroethane	0.24	U	ug/L	0.24	1.0	1.00	KC
79-34-5	1,1,2,2-Tetrachloroethane	0.17	U	ug/L	0.17	1.0	1.00	KC
79-00-5	1,1,2-Trichloroethane	0.35	U	ug/L	0.35	1.0	1.00	KC
75-34-3	1,1-Dichloroethane	0.22	U	ug/L	0.22	1.0	1.00	KC
75-35-4	1,1-Dichloroethene	0.38	U	ug/L	0.38	1.0	1.00	KC
563-58-6	1,1-Dichloropropene	0.31	U	ug/L	0.31	1.0	1.00	KC
87-61-6	1,2,3-Trichlorobenzene	0.39	U	ug/L	0.39	5.0	1.00	KC
96-18-4	1,2,3-Trichloropropane	0.34	U	ug/L	0.34	1.0	1.00	KC
120-82-1	1,2,4-Trichlorobenzene	0.42	U	ug/L	0.42	5.0	1.00	KC
95-63-6	1,2,4-Trimethylbenzene	0.32	U	ug/L	0.32	1.0	1.00	KC
96-12-8	1,2-Dibromo-3-Chloropropane	0.81	U	ug/L	0.81	4.0	1.00	KC
106-93-4	1,2-Dibromoethane	0.34	U	ug/L	0.34	2.0	1.00	KC
95-50-1	1,2-Dichlorobenzene	0.28	U	ug/L	0.28	1.0	1.00	KC
107-06-2	1,2-Dichloroethane	0.29	U	ug/L	0.29	1.0	1.00	KC
78-87-5	1,2-Dichloropropane	0.29	U	ug/L	0.29	1.0	1.00	KC
108-67-8	1,3,5-Trimethylbenzene	0.25	U	ug/L	0.25	1.0	1.00	KC
541-73-1	1,3-Dichlorobenzene	0.48	U	ug/L	0.48	1.0	1.00	KC
142-28-9	1,3-Dichloropropane	0.19	U	ug/L	0.19	1.0	1.00	KC
106-46-7	1,4-Dichlorobenzene	0.46	U	ug/L	0.46	1.0	1.00	KC
594-20-7	2,2-Dichloropropane	0.40	U	ug/L	0.40	1.0	1.00	KC
78-93-3	2-Butanone	9.5	U	ug/L	9.5	10	1.00	KC
110-75-8	2-Chloroethyl vinyl ether	2.9	U	ug/L	2.9	10	1.00	KC
95-49-8	2-Chlorotoluene	0.27	U	ug/L	0.27	1.0	1.00	KC
591-78-6	2-Hexanone	1.3	U	ug/L	1.3	10	1.00	KC
106-43-4	4-Chlorotoluene	0.26	U	ug/L	0.26	1.0	1.00	KC
99-87-6	4-Isopropyltoluene	0.33	U	ug/L	0.33	1.0	1.00	KC
108-10-1	4-Methyl-2-Pentanone	3.8	U	ug/L	3.8	20	1.00	KC
67-64-1	Acetone	20	U	ug/L	20	50	1.00	KC
75-05-8	Acetonitrile	20	U	ug/L	20	20	1.00	KC
71-43-2	Benzene	0.45	U	ug/L	0.45	1.0	1.00	KC
108-86-1	Bromobenzene	0.45	U	ug/L	0.45	1.0	1.00	KC
74-97-5	Bromochloromethane	0.29	U	ug/L	0.29	1.0	1.00	KC
75-27-4	Bromodichloromethane	0.19	U	ug/L	0.19	1.0	1.00	KC
75-25-2	Bromoform	0.60	U	ug/L	0.60	1.0	1.00	KC
74-83-9	Bromomethane	0.53	U	ug/L	0.53	2.0	1.00	KC
75-15-0	Carbon Disulfide	0.37	U	ug/L	0.37	1.0	1.00	KC
56-23-5	Carbon Tetrachloride	0.27	U	ug/L	0.27	1.0	1.00	KC
108-90-7	Chlorobenzene	0.51	U	ug/L	0.51	1.0	1.00	KC
75-00-3	Chloroethane	0.28	U	ug/L	0.28	2.0	1.00	KC
67-66-3	Chloroform	0.60	U	ug/L	0.60	1.0	1.00	KC
74-87-3	Chloromethane	1.2	U	ug/L	1.2	2.0	1.00	KC
156-59-2	cis-1,2-Dichloroethene	0.34	U	ug/L	0.34	1.0	1.00	KC
10061-01-5	cis-1,3-Dichloropropene	0.16	U	ug/L	0.16	1.0	1.00	KC

Millennium Laboratories Inc. - CERTIFICATE OF RESULTS

CAS#	Parameter	Result	QUAL	Units	LOD(MDL)	LOQ(PQL)	DF|QF	Analyst
124-48-1	Dibromochloromethane	0.32	U	ug/L	0.32	1.0	1.00	KC
74-95-3	Dibromomethane	0.30	U	ug/L	0.30	2.0	1.00	KC
75-71-8	Dichlorodifluoromethane	2.5	U	ug/L	2.5	5.0	1.00	KC
97-63-2	Ethyl methacrylate	0.16	U	ug/L	0.16	1.0	1.00	KC
100-41-4	Ethylbenzene	0.23	U	ug/L	0.23	1.0	1.00	KC
87-68-3	Hexachlorobutadiene	0.64	U	ug/L	0.64	2.0	1.00	KC
74-88-4	Iodomethane	1.7	U	ug/L	1.7	2.0	1.00	KC
78-83-1	Isobutanol	26	U	ug/L	26	100	1.00	KC
98-82-8	Isopropylbenzene	0.28	U	ug/L	0.28	1.0	1.00	KC
136777-61-2	m + p Xylene	0.60	U	ug/L	0.60	1.0	1.00	KC
80-62-6	Methyl methacrylate	1.1	U	ug/L	1.1	10	1.00	KC
1634-04-4	Methyl tert-Butyl Ether	0.41	U	ug/L	0.41	1.0	1.00	KC
75-09-2	Methylene Chloride	3.6	U	ug/L	3.6	5.0	1.00	KC
104-51-8	n-Butylbenzene	0.28	U	ug/L	0.28	1.0	1.00	KC
103-65-1	N-Propylbenzene	0.36	U	ug/L	0.36	1.0	1.00	KC
91-20-3	Naphthalene	1.0	U	ug/L	1.0	2.0	1.00	KC
95-47-6	o-Xylene	0.30	U	ug/L	0.30	1.0	1.00	KC
76-01-7	Pentachloroethane	0.52	U	ug/L	0.52	1.0	1.00	KC
107-12-0	Propionitrile	13	U	ug/L	13	50	1.00	KC
135-98-8	sec-Butylbenzene	0.31	U	ug/L	0.31	1.0	1.00	KC
100-42-5	Styrene	0.22	U	ug/L	0.22	1.0	1.00	KC
98-06-6	tert-Butylbenzene	0.36	U	ug/L	0.36	1.0	1.00	KC
127-18-4	Tetrachloroethene	0.45	U	ug/L	0.45	1.0	1.00	KC
108-88-3	Toluene	0.70	U	ug/L	0.70	1.0	1.00	KC
156-60-5	trans-1,2-Dichloroethene	0.23	U	ug/L	0.23	1.0	1.00	KC
10061-02-6	trans-1,3-Dichloropropene	0.18	U	ug/L	0.18	1.0	1.00	KC
110-57-6	trans-1,4-Dichloro-2-butene	1.2	U	ug/L	1.2	2.0	1.00	KC
79-01-6	Trichloroethene	0.30	U	ug/L	0.30	1.0	1.00	KC
75-69-4	Trichlorofluoromethane	0.20	U	ug/L	0.20	1.0	1.00	KC
108-05-4	Vinyl Acetate	2.1	U	ug/L	2.1	10	1.00	KC
75-01-4	Vinyl Chloride	0.50	U	ug/L	0.50	1.0	1.00	KC

Surrogates

CAS#	Parameter	Result	Expect Value	QUAL	Recovery	Unit	Limits	Analyst
17060-07-0	1,2-Dichloroethane-d4	44.3	40.0		111	%	70 - 170	KC
460-00-4	p-Bromofluorobenzene	40.6	40.0		102	%	72 - 150	KC
2037-26-5	Toluene-d8	41.7	40.0		104	%	74 - 150	KC

Millennium Laboratories Inc. - CERTIFICATE OF RESULTS

ML#:011500026-05 container [01] Field Ident: MW-3 Site Name: Site K
Matrix: LQM-Non-Potable Water Preservative: HCL(1:1) Date Collected:2015-01-12 13:09:00
Lab Filtered: No Report Code: A8260B SOP : MLVM-0002
Instrument : VMB-5975

Method: EPA 8260B Volatile Organics Batch ID:1L012615
Date Prepared: Date Analyzed: 2015-01-26 23:03:00

CAS#	Parameter	Result	QUAL	Units	LOD(MDL)	LOQ(PQL)	DF|QF	Analyst
630-20-6	1,1,1,2-Tetrachloroethane	0.27	U	ug/L	0.27	1.0	1.00	KC
71-55-6	1,1,1-Trichloroethane	0.24	U	ug/L	0.24	1.0	1.00	KC
79-34-5	1,1,2,2-Tetrachloroethane	0.17	U	ug/L	0.17	1.0	1.00	KC
79-00-5	1,1,2-Trichloroethane	0.35	U	ug/L	0.35	1.0	1.00	KC
75-34-3	1,1-Dichloroethane	0.22	U	ug/L	0.22	1.0	1.00	KC
75-35-4	1,1-Dichloroethene	0.38	U	ug/L	0.38	1.0	1.00	KC
563-58-6	1,1-Dichloropropene	0.31	U	ug/L	0.31	1.0	1.00	KC
87-61-6	1,2,3-Trichlorobenzene	0.39	U	ug/L	0.39	5.0	1.00	KC
96-18-4	1,2,3-Trichloropropane	0.34	U	ug/L	0.34	1.0	1.00	KC
120-82-1	1,2,4-Trichlorobenzene	0.42	U	ug/L	0.42	5.0	1.00	KC
95-63-6	1,2,4-Trimethylbenzene	0.32	U	ug/L	0.32	1.0	1.00	KC
96-12-8	1,2-Dibromo-3-Chloropropane	0.81	U	ug/L	0.81	4.0	1.00	KC
106-93-4	1,2-Dibromoethane	0.34	U	ug/L	0.34	2.0	1.00	KC
95-50-1	1,2-Dichlorobenzene	0.28	U	ug/L	0.28	1.0	1.00	KC
107-06-2	1,2-Dichloroethane	0.29	U	ug/L	0.29	1.0	1.00	KC
78-87-5	1,2-Dichloropropane	0.29	U	ug/L	0.29	1.0	1.00	KC
108-67-8	1,3,5-Trimethylbenzene	0.25	U	ug/L	0.25	1.0	1.00	KC
541-73-1	1,3-Dichlorobenzene	0.48	U	ug/L	0.48	1.0	1.00	KC
142-28-9	1,3-Dichloropropane	0.19	U	ug/L	0.19	1.0	1.00	KC
106-46-7	1,4-Dichlorobenzene	0.46	U	ug/L	0.46	1.0	1.00	KC
594-20-7	2,2-Dichloropropane	0.40	U	ug/L	0.40	1.0	1.00	KC
78-93-3	2-Butanone	9.5	U	ug/L	9.5	10	1.00	KC
110-75-8	2-Chloroethyl vinyl ether	2.9	U	ug/L	2.9	10	1.00	KC
95-49-8	2-Chlorotoluene	0.27	U	ug/L	0.27	1.0	1.00	KC
591-78-6	2-Hexanone	1.3	U	ug/L	1.3	10	1.00	KC
106-43-4	4-Chlorotoluene	0.26	U	ug/L	0.26	1.0	1.00	KC
99-87-6	4-Isopropyltoluene	0.33	U	ug/L	0.33	1.0	1.00	KC
108-10-1	4-Methyl-2-Pentanone	3.8	U	ug/L	3.8	20	1.00	KC
67-64-1	Acetone	20	U	ug/L	20	50	1.00	KC
75-05-8	Acetonitrile	20	U	ug/L	20	20	1.00	KC
71-43-2	Benzene	0.45	U	ug/L	0.45	1.0	1.00	KC
108-86-1	Bromobenzene	0.45	U	ug/L	0.45	1.0	1.00	KC
74-97-5	Bromochloromethane	0.29	U	ug/L	0.29	1.0	1.00	KC
75-27-4	Bromodichloromethane	0.19	U	ug/L	0.19	1.0	1.00	KC
75-25-2	Bromoform	0.60	U	ug/L	0.60	1.0	1.00	KC
74-83-9	Bromomethane	0.53	U	ug/L	0.53	2.0	1.00	KC
75-15-0	Carbon Disulfide	0.37	U	ug/L	0.37	1.0	1.00	KC
56-23-5	Carbon Tetrachloride	0.27	U	ug/L	0.27	1.0	1.00	KC
108-90-7	Chlorobenzene	0.51	U	ug/L	0.51	1.0	1.00	KC
75-00-3	Chloroethane	0.28	U	ug/L	0.28	2.0	1.00	KC
67-66-3	Chloroform	0.60	U	ug/L	0.60	1.0	1.00	KC
74-87-3	Chloromethane	1.2	U	ug/L	1.2	2.0	1.00	KC
156-59-2	cis-1,2-Dichloroethene	0.34	U	ug/L	0.34	1.0	1.00	KC
10061-01-5	cis-1,3-Dichloropropene	0.16	U	ug/L	0.16	1.0	1.00	KC

Millennium Laboratories Inc. - CERTIFICATE OF RESULTS

CAS#	Parameter	Result	QUAL	Units	LOD(MDL)	LOQ(PQL)	DF|QF	Analyst
124-48-1	Dibromochloromethane	0.32	U	ug/L	0.32	1.0	1.00	KC
74-95-3	Dibromomethane	0.30	U	ug/L	0.30	2.0	1.00	KC
75-71-8	Dichlorodifluoromethane	2.5	U	ug/L	2.5	5.0	1.00	KC
97-63-2	Ethyl methacrylate	0.16	U	ug/L	0.16	1.0	1.00	KC
100-41-4	Ethylbenzene	0.23	U	ug/L	0.23	1.0	1.00	KC
87-68-3	Hexachlorobutadiene	0.64	U	ug/L	0.64	2.0	1.00	KC
74-88-4	Iodomethane	1.7	U	ug/L	1.7	2.0	1.00	KC
78-83-1	Isobutanol	26	U	ug/L	26	100	1.00	KC
98-82-8	Isopropylbenzene	0.28	U	ug/L	0.28	1.0	1.00	KC
136777-61-2	m + p Xylene	0.60	U	ug/L	0.60	1.0	1.00	KC
80-62-6	Methyl methacrylate	1.1	U	ug/L	1.1	10	1.00	KC
1634-04-4	Methyl tert-Butyl Ether	0.41	U	ug/L	0.41	1.0	1.00	KC
75-09-2	Methylene Chloride	3.6	U	ug/L	3.6	5.0	1.00	KC
104-51-8	n-Butylbenzene	0.28	U	ug/L	0.28	1.0	1.00	KC
103-65-1	N-Propylbenzene	0.36	U	ug/L	0.36	1.0	1.00	KC
91-20-3	Naphthalene	1.0	U	ug/L	1.0	2.0	1.00	KC
95-47-6	o-Xylene	0.30	U	ug/L	0.30	1.0	1.00	KC
76-01-7	Pentachloroethane	0.52	U	ug/L	0.52	1.0	1.00	KC
107-12-0	Propionitrile	13	U	ug/L	13	50	1.00	KC
135-98-8	sec-Butylbenzene	0.31	U	ug/L	0.31	1.0	1.00	KC
100-42-5	Styrene	0.22	U	ug/L	0.22	1.0	1.00	KC
98-06-6	tert-Butylbenzene	0.36	U	ug/L	0.36	1.0	1.00	KC
127-18-4	Tetrachloroethene	0.45	U	ug/L	0.45	1.0	1.00	KC
108-88-3	Toluene	0.70	U	ug/L	0.70	1.0	1.00	KC
156-60-5	trans-1,2-Dichloroethene	0.23	U	ug/L	0.23	1.0	1.00	KC
10061-02-6	trans-1,3-Dichloropropene	0.18	U	ug/L	0.18	1.0	1.00	KC
110-57-6	trans-1,4-Dichloro-2-butene	1.2	U	ug/L	1.2	2.0	1.00	KC
79-01-6	Trichloroethene	0.30	U	ug/L	0.30	1.0	1.00	KC
75-69-4	Trichlorofluoromethane	0.20	U	ug/L	0.20	1.0	1.00	KC
108-05-4	Vinyl Acetate	2.1	U	ug/L	2.1	10	1.00	KC
75-01-4	Vinyl Chloride	0.50	U	ug/L	0.50	1.0	1.00	KC

Surrogates

CAS#	Parameter	Result	Expect Value	QUAL	Recovery	Unit	Limits	Analyst
17060-07-0	1,2-Dichloroethane-d4	43.9	40.0		110	%	70 - 170	KC
460-00-4	p-Bromofluorobenzene	39.6	40.0		99	%	72 - 150	KC
2037-26-5	Toluene-d8	40.9	40.0		102	%	74 - 150	KC

Millennium Laboratories Inc. - CERTIFICATE OF RESULTS

ML#:011500026-11 container [01] Field Ident: Trip Blank Site Name: Site K
Matrix: LQM-Non-Potable Water Preservative: HCL(1:1) Date Collected:
Lab Filtered: No Report Code: A8260B SOP : MLVM-0002
Instrument : VMB-5975

Method: EPA 8260B Volatile Organics Batch ID:1L012615
Date Prepared: Date Analyzed: 2015-01-26 23:30:00

CAS#	Parameter	Result	QUAL	Units	LOD(MDL)	LOQ(PQL)	DF|QF	Analyst
630-20-6	1,1,1,2-Tetrachloroethane	0.27	U	ug/L	0.27	1.0	1.00	KC
71-55-6	1,1,1-Trichloroethane	0.24	U	ug/L	0.24	1.0	1.00	KC
79-34-5	1,1,2,2-Tetrachloroethane	0.17	U	ug/L	0.17	1.0	1.00	KC
79-00-5	1,1,2-Trichloroethane	0.35	U	ug/L	0.35	1.0	1.00	KC
75-34-3	1,1-Dichloroethane	0.22	U	ug/L	0.22	1.0	1.00	KC
75-35-4	1,1-Dichloroethene	0.38	U	ug/L	0.38	1.0	1.00	KC
563-58-6	1,1-Dichloropropene	0.31	U	ug/L	0.31	1.0	1.00	KC
87-61-6	1,2,3-Trichlorobenzene	0.39	U	ug/L	0.39	5.0	1.00	KC
96-18-4	1,2,3-Trichloropropane	0.34	U	ug/L	0.34	1.0	1.00	KC
120-82-1	1,2,4-Trichlorobenzene	0.42	U	ug/L	0.42	5.0	1.00	KC
95-63-6	1,2,4-Trimethylbenzene	0.32	U	ug/L	0.32	1.0	1.00	KC
96-12-8	1,2-Dibromo-3-Chloropropane	0.81	U	ug/L	0.81	4.0	1.00	KC
106-93-4	1,2-Dibromoethane	0.34	U	ug/L	0.34	2.0	1.00	KC
95-50-1	1,2-Dichlorobenzene	0.28	U	ug/L	0.28	1.0	1.00	KC
107-06-2	1,2-Dichloroethane	0.29	U	ug/L	0.29	1.0	1.00	KC
78-87-5	1,2-Dichloropropane	0.29	U	ug/L	0.29	1.0	1.00	KC
108-67-8	1,3,5-Trimethylbenzene	0.25	U	ug/L	0.25	1.0	1.00	KC
541-73-1	1,3-Dichlorobenzene	0.48	U	ug/L	0.48	1.0	1.00	KC
142-28-9	1,3-Dichloropropane	0.19	U	ug/L	0.19	1.0	1.00	KC
106-46-7	1,4-Dichlorobenzene	0.46	U	ug/L	0.46	1.0	1.00	KC
594-20-7	2,2-Dichloropropane	0.40	U	ug/L	0.40	1.0	1.00	KC
78-93-3	2-Butanone	9.5	U	ug/L	9.5	10	1.00	KC
110-75-8	2-Chloroethyl vinyl ether	2.9	U	ug/L	2.9	10	1.00	KC
95-49-8	2-Chlorotoluene	0.27	U	ug/L	0.27	1.0	1.00	KC
591-78-6	2-Hexanone	1.3	U	ug/L	1.3	10	1.00	KC
106-43-4	4-Chlorotoluene	0.26	U	ug/L	0.26	1.0	1.00	KC
99-87-6	4-Isopropyltoluene	0.33	U	ug/L	0.33	1.0	1.00	KC
108-10-1	4-Methyl-2-Pentanone	3.8	U	ug/L	3.8	20	1.00	KC
67-64-1	Acetone	20	U	ug/L	20	50	1.00	KC
75-05-8	Acetonitrile	20	U	ug/L	20	20	1.00	KC
71-43-2	Benzene	0.45	U	ug/L	0.45	1.0	1.00	KC
108-86-1	Bromobenzene	0.45	U	ug/L	0.45	1.0	1.00	KC
74-97-5	Bromochloromethane	0.29	U	ug/L	0.29	1.0	1.00	KC
75-27-4	Bromodichloromethane	0.19	U	ug/L	0.19	1.0	1.00	KC
75-25-2	Bromoform	0.60	U	ug/L	0.60	1.0	1.00	KC
74-83-9	Bromomethane	0.53	U	ug/L	0.53	2.0	1.00	KC
75-15-0	Carbon Disulfide	0.37	U	ug/L	0.37	1.0	1.00	KC
56-23-5	Carbon Tetrachloride	0.27	U	ug/L	0.27	1.0	1.00	KC
108-90-7	Chlorobenzene	0.51	U	ug/L	0.51	1.0	1.00	KC
75-00-3	Chloroethane	0.28	U	ug/L	0.28	2.0	1.00	KC
67-66-3	Chloroform	0.60	U	ug/L	0.60	1.0	1.00	KC
74-87-3	Chloromethane	1.2	U	ug/L	1.2	2.0	1.00	KC
156-59-2	cis-1,2-Dichloroethene	0.34	U	ug/L	0.34	1.0	1.00	KC
10061-01-5	cis-1,3-Dichloropropene	0.16	U	ug/L	0.16	1.0	1.00	KC

Millennium Laboratories Inc. - CERTIFICATE OF RESULTS

CAS#	Parameter	Result	QUAL	Units	LOD(MDL)	LOQ(PQL)	DF|QF	Analyst
124-48-1	Dibromochloromethane	0.32	U	ug/L	0.32	1.0	1.00	KC
74-95-3	Dibromomethane	0.30	U	ug/L	0.30	2.0	1.00	KC
75-71-8	Dichlorodifluoromethane	2.5	U	ug/L	2.5	5.0	1.00	KC
97-63-2	Ethyl methacrylate	0.16	U	ug/L	0.16	1.0	1.00	KC
100-41-4	Ethylbenzene	0.23	U	ug/L	0.23	1.0	1.00	KC
87-68-3	Hexachlorobutadiene	0.64	U	ug/L	0.64	2.0	1.00	KC
74-88-4	Iodomethane	1.7	U	ug/L	1.7	2.0	1.00	KC
78-83-1	Isobutanol	26	U	ug/L	26	100	1.00	KC
98-82-8	Isopropylbenzene	0.28	U	ug/L	0.28	1.0	1.00	KC
136777-61-2	m + p Xylene	0.60	U	ug/L	0.60	1.0	1.00	KC
80-62-6	Methyl methacrylate	1.1	U	ug/L	1.1	10	1.00	KC
1634-04-4	Methyl tert-Butyl Ether	0.41	U	ug/L	0.41	1.0	1.00	KC
75-09-2	Methylene Chloride	3.6	U	ug/L	3.6	5.0	1.00	KC
104-51-8	n-Butylbenzene	0.28	U	ug/L	0.28	1.0	1.00	KC
103-65-1	N-Propylbenzene	0.36	U	ug/L	0.36	1.0	1.00	KC
91-20-3	Naphthalene	1.0	U	ug/L	1.0	2.0	1.00	KC
95-47-6	o-Xylene	0.30	U	ug/L	0.30	1.0	1.00	KC
76-01-7	Pentachloroethane	0.52	U	ug/L	0.52	1.0	1.00	KC
107-12-0	Propionitrile	13	U	ug/L	13	50	1.00	KC
135-98-8	sec-Butylbenzene	0.31	U	ug/L	0.31	1.0	1.00	KC
100-42-5	Styrene	0.22	U	ug/L	0.22	1.0	1.00	KC
98-06-6	tert-Butylbenzene	0.36	U	ug/L	0.36	1.0	1.00	KC
127-18-4	Tetrachloroethene	0.45	U	ug/L	0.45	1.0	1.00	KC
108-88-3	Toluene	0.70	U	ug/L	0.70	1.0	1.00	KC
156-60-5	trans-1,2-Dichloroethene	0.23	U	ug/L	0.23	1.0	1.00	KC
10061-02-6	trans-1,3-Dichloropropene	0.18	U	ug/L	0.18	1.0	1.00	KC
110-57-6	trans-1,4-Dichloro-2-butene	1.2	U	ug/L	1.2	2.0	1.00	KC
79-01-6	Trichloroethene	0.30	U	ug/L	0.30	1.0	1.00	KC
75-69-4	Trichlorofluoromethane	0.20	U	ug/L	0.20	1.0	1.00	KC
108-05-4	Vinyl Acetate	2.1	U	ug/L	2.1	10	1.00	KC
75-01-4	Vinyl Chloride	0.50	U	ug/L	0.50	1.0	1.00	KC

Surrogates

CAS#	Parameter	Result	Expect Value	QUAL	Recovery	Unit	Limits	Analyst
17060-07-0	1,2-Dichloroethane-d4	43.6	40.0		109	%	70 - 170	KC
460-00-4	p-Bromofluorobenzene	40.8	40.0		102	%	72 - 150	KC
2037-26-5	Toluene-d8	41.7	40.0		104	%	74 - 150	KC

Millennium Laboratories Inc. - CERTIFICATE OF RESULTS

ML#:011500026-02 container [04] Field Ident: GP-2 Site Name: Site K
Matrix: LQM-Non-Potable Water Preservative: None Date Collected:2015-01-14 09:30:00
Lab Filtered: No Report Code: A8270C-LL SOP : MLSM-0004 MLSM-0005
Instrument : SMB5973
Method: EPA 8270C Low Level PAH Batch ID:012015D
Date Prepared:2015-01-20 10:00:00 Date Analyzed: 2015-01-22 16:59:00

CAS#	Parameter	Result	QUAL	Units	LOD(MDL)	LOQ(PQL)	DF|QF	Analyst
90-12-0	1-Methylnaphthalene	0.17	U	ug/L	0.17	1.0	1.00	TZ
91-57-6	2-Methylnaphthalene	0.19	U	ug/L	0.19	1.0	1.00	TZ
83-32-9	Acenaphthene	0.16	U	ug/L	0.16	1.0	1.00	TZ
208-96-8	Acenaphthylene	0.15	U	ug/L	0.15	1.0	1.00	TZ
120-12-7	Anthracene	0.11	U	ug/L	0.11	0.20	1.00	TZ
56-55-3	Benz(a)Anthracene	0.10	U	ug/L	0.10	0.20	1.00	TZ
50-32-8	Benzo(a)pyrene	0.10	U	ug/L	0.10	0.20	1.00	TZ
205-99-2	Benzo(b)fluoranthene	0.080	U	ug/L	0.080	0.20	1.00	TZ
191-24-2	Benzo(g,h,i)perylene	0.050	U	ug/L	0.050	0.50	1.00	TZ
207-08-9	Benzo(k)fluoranthene	0.18	U	ug/L	0.18	0.20	1.00	TZ
218-01-9	Chrysene	0.10	U	ug/L	0.10	0.20	1.00	TZ
53-70-3	Dibenz(a,h)Anthracene	0.15	U	ug/L	0.15	0.20	1.00	TZ
206-44-0	Fluoranthene	0.11	U	ug/L	0.11	0.50	1.00	TZ
86-73-7	Fluorene	0.19	U	ug/L	0.19	0.50	1.00	TZ
193-39-5	Indeno(1,2,3-cd)pyrene	0.060	U	ug/L	0.060	0.20	1.00	TZ
91-20-3	Naphthalene	0.16	U	ug/L	0.16	1.0	1.00	TZ
85-01-8	Phenanthrene	0.14	U	ug/L	0.14	0.20	1.00	TZ
129-00-0	Pyrene	0.19	U	ug/L	0.19	0.50	1.00	TZ

Surrogates

CAS#	Parameter	Result	Expect Value	QUAL	Recovery	Unit	Limits	Analyst
321-60-8	2-Fluorobiphenyl	3.44	5.00		69	%	30 - 170	TZ
4165-60-0	Nitrobenzene-d5	3.08	5.00		62	%	30 - 170	TZ
1718-51-0	p-Terphenyl-d14	3.71	5.00		74	%	30 - 170	TZ

Millennium Laboratories Inc. - CERTIFICATE OF RESULTS

ML#:011500026-03 container [04] Field Ident: GP-3 Site Name: Site K
Matrix: LQM-Non-Potable Water Preservative: None Date Collected:2015-01-14 12:10:00
Lab Filtered: No Report Code: A8270C-LL SOP : MLSM-0004 MLSM-0005
Instrument : SMB5973
Method: EPA 8270C Low Level PAH Batch ID:012015D
Date Prepared:2015-01-20 10:00:00 Date Analyzed: 2015-01-22 17:30:00

CAS#	Parameter	Result	QUAL	Units	LOD(MDL)	LOQ(PQL)	DF|QF	Analyst
90-12-0	1-Methylnaphthalene	0.17	U	ug/L	0.17	1.0	1.00	TZ
91-57-6	2-Methylnaphthalene	0.19	U	ug/L	0.19	1.0	1.00	TZ
83-32-9	Acenaphthene	0.16	U	ug/L	0.16	1.0	1.00	TZ
208-96-8	Acenaphthylene	0.15	U	ug/L	0.15	1.0	1.00	TZ
120-12-7	Anthracene	0.11	U	ug/L	0.11	0.20	1.00	TZ
56-55-3	Benz(a)Anthracene	0.10	U	ug/L	0.10	0.20	1.00	TZ
50-32-8	Benzo(a)pyrene	0.10	U	ug/L	0.10	0.20	1.00	TZ
205-99-2	Benzo(b)fluoranthene	0.080	U	ug/L	0.080	0.20	1.00	TZ
191-24-2	Benzo(g,h,i)perylene	0.050	U	ug/L	0.050	0.50	1.00	TZ
207-08-9	Benzo(k)fluoranthene	0.18	U	ug/L	0.18	0.20	1.00	TZ
218-01-9	Chrysene	0.10	U	ug/L	0.10	0.20	1.00	TZ
53-70-3	Dibenz(a,h)Anthracene	0.15	U	ug/L	0.15	0.20	1.00	TZ
206-44-0	Fluoranthene	0.11	U	ug/L	0.11	0.50	1.00	TZ
86-73-7	Fluorene	0.19	U	ug/L	0.19	0.50	1.00	TZ
193-39-5	Indeno(1,2,3-cd)pyrene	0.060	U	ug/L	0.060	0.20	1.00	TZ
91-20-3	Naphthalene	0.16	U	ug/L	0.16	1.0	1.00	TZ
85-01-8	Phenanthrene	0.14	U	ug/L	0.14	0.20	1.00	TZ
129-00-0	Pyrene	0.19	U	ug/L	0.19	0.50	1.00	TZ

Surrogates

CAS#	Parameter	Result	Expect Value	QUAL	Recovery	Unit	Limits	Analyst
321-60-8	2-Fluorobiphenyl	4.98	5.00		100	%	30 - 170	TZ
4165-60-0	Nitrobenzene-d5	4.57	5.00		91	%	30 - 170	TZ
1718-51-0	p-Terphenyl-d14	4.35	5.00		87	%	30 - 170	TZ

Millennium Laboratories Inc. - CERTIFICATE OF RESULTS

ML#:011500026-01 container [05]
Matrix: LQM-Non-Potable Water
Lab Filtered: No
Field Ident: MW-5
Preservative: HNO3(1:1)
Report Code: A7470A-Hg
Instrument : MET-HG-01
Site Name: Site K
Date Collected:2015-01-14 10:40:00
SOP : MLME-0010
Method: EPA 7470A Mercury (Hg)
Date Prepared:2015-01-20 11:37:00
Batch ID:012015HW1
Date Analyzed: 2015-01-20 18:57:00

CAS#	Parameter	Result	QUAL	Units	LOD(MDL)	LOQ(PQL)	DF|QF	Analyst
7439-97-6	Mercury	0.00010	U	mg/L	0.00010	0.00020	1.00	PSS

Millennium Laboratories Inc. - CERTIFICATE OF RESULTS

ML#:011500026-02 container [05]
Matrix: LQM-Non-Potable Water
Lab Filtered: No
Field Ident: GP-2
Preservative: HNO3(1:1)
Report Code: A7470A-Hg
Instrument : MET-HG-01
Site Name: Site K
Date Collected:2015-01-14 09:30:00
SOP : MLME-0010
Method: EPA 7470A Mercury (Hg)
Date Prepared:2015-01-20 11:37:00
Batch ID:012015HW1
Date Analyzed: 2015-01-20 18:57:00

CAS#	Parameter	Result	QUAL	Units	LOD(MDL)	LOQ(PQL)	DF|QF	Analyst
7439-97-6	Mercury	0.00010	U	mg/L	0.00010	0.00020	1.00	PSS

Millennium Laboratories Inc. - CERTIFICATE OF RESULTS

ML#:011500026-03 container [05]
Matrix: LQM-Non-Potable Water
Lab Filtered: No
Field Ident: GP-3
Preservative: HNO3(1:1)
Report Code: A7470A-Hg
Instrument : MET-HG-01
Site Name: Site K
Date Collected:2015-01-14 12:10:00
SOP : MLME-0010
Method: EPA 7470A Mercury (Hg)
Date Prepared:2015-01-20 11:37:00
Batch ID:012015HW1
Date Analyzed: 2015-01-20 18:57:00

CAS#	Parameter	Result	QUAL	Units	LOD(MDL)	LOQ(PQL)	DF|QF	Analyst
7439-97-6	Mercury	0.00010	U	mg/L	0.00010	0.00020	1.00	PSS

Millennium Laboratories Inc. - CERTIFICATE OF RESULTS

ML#:011500026-04 container [02]
Matrix: LQM-Non-Potable Water
Lab Filtered: No
Field Ident: MW-2
Preservative: HNO3(1:1)
Report Code: A7470A-Hg
Instrument : MET-HG-01
Site Name: Site K
Date Collected:2015-01-12 14:36:00
SOP : MLME-0010
Method: EPA 7470A Mercury (Hg)
Date Prepared:2015-01-20 11:37:00
Batch ID:012015HW1
Date Analyzed: 2015-01-20 18:57:00

CAS#	Parameter	Result	QUAL	Units	LOD(MDL)	LOQ(PQL)	DF|QF	Analyst
7439-97-6	Mercury	0.00010	U	mg/L	0.00010	0.00020	1.00	PSS

Millennium Laboratories Inc. - CERTIFICATE OF RESULTS

ML#:011500026-05 container [05]
Matrix: LQM-Non-Potable Water
Lab Filtered: No
Field Ident: MW-3
Preservative: HNO3(1:1)
Report Code: A7470A-Hg
Instrument : MET-HG-01
Site Name: Site K
Date Collected:2015-01-12 13:09:00
SOP : MLME-0010
Method: EPA 7470A Mercury (Hg)
Date Prepared:2015-01-20 11:37:00
Batch ID:012015HW1
Date Analyzed: 2015-01-20 18:57:00

CAS#	Parameter	Result	QUAL	Units	LOD(MDL)	LOQ(PQL)	DF|QF	Analyst
7439-97-6	Mercury	0.00010	U	mg/L	0.00010	0.00020	1.00	PSS

Millennium Laboratories Inc. - CERTIFICATE OF RESULTS

ML#:011500026-06 container [01]
Matrix: LQM-Non-Potable Water
Lab Filtered: No
Field Ident: MW-5 filtered
Preservative: HNO3(1:1)
Report Code: A7470A-Hg
Instrument : MET-HG-01
Site Name: Site K
Date Collected:2015-01-14 10:40:00
SOP : MLME-0010

Method: EPA 7470A Mercury (Hg)
Date Prepared:2015-01-20 11:37:00
Batch ID:012015HW1
Date Analyzed: 2015-01-20 18:57:00

CAS#	Parameter	Result	QUAL	Units	LOD(MDL)	LOQ(PQL)	DF|QF	Analyst
7439-97-6	Mercury	0.00010	U	mg/L	0.00010	0.00020	1.00	PSS

Millennium Laboratories Inc. - CERTIFICATE OF RESULTS

ML#:011500026-07 container [01] Field Ident: GP-2 filtered Site Name: Site K
Matrix: LQM-Non-Potable Water Preservative: HNO3(1:1) Date Collected:2015-01-14 09:30:00
Lab Filtered: No Report Code: A7470A-Hg SOP : MLME-0010
Instrument : MET-HG-01
Method: EPA 7470A Mercury (Hg) Batch ID:012015HW1
Date Prepared:2015-01-20 11:37:00 Date Analyzed: 2015-01-20 18:57:00

CAS#	Parameter	Result	QUAL	Units	LOD(MDL)	LOQ(PQL)	DF|QF	Analyst
7439-97-6	Mercury	0.00010	U	mg/L	0.00010	0.00020	1.00	PSS

Millennium Laboratories Inc. - CERTIFICATE OF RESULTS

ML#:011500026-08 container [01] Field Ident: GP-3 filtered Site Name: Site K
Matrix: LQM-Non-Potable Water Preservative: HNO3(1:1) Date Collected:2015-01-14 12:10:00
Lab Filtered: No Report Code: A7470A-Hg SOP : MLME-0010
Instrument : MET-HG-01
Method: EPA 7470A Mercury (Hg) Batch ID:012015HW1
Date Prepared:2015-01-20 11:37:00 Date Analyzed: 2015-01-20 18:57:00

CAS#	Parameter	Result	QUAL	Units	LOD(MDL)	LOQ(PQL)	DF|QF	Analyst
7439-97-6	Mercury	0.00010	U	mg/L	0.00010	0.00020	1.00	PSS

Millennium Laboratories Inc. - CERTIFICATE OF RESULTS

ML#:011500026-09 container [01] Field Ident: MW-2 filtered Site Name: Site K
Matrix: LQM-Non-Potable Water Preservative: HNO3(1:1) Date Collected:2015-01-12 14:36:00
Lab Filtered: No Report Code: A7470A-Hg SOP : MLME-0010
Instrument : MET-HG-01
Method: EPA 7470A Mercury (Hg) Batch ID:012015HW1
Date Prepared:2015-01-20 11:37:00 Date Analyzed: 2015-01-20 18:57:00

CAS#	Parameter	Result	QUAL	Units	LOD(MDL)	LOQ(PQL)	DF|QF	Analyst
7439-97-6	Mercury	0.00010	U	mg/L	0.00010	0.00020	1.00	PSS

Millennium Laboratories Inc. - CERTIFICATE OF RESULTS

ML#:011500026-10 container [01]
Matrix: LQM-Non-Potable Water
Lab Filtered: No
Field Ident: MW-3 filtered
Preservative: HNO3(1:1)
Report Code: A7470A-Hg
Instrument : MET-HG-01
Site Name: Site K
Date Collected:2015-01-12 13:09:00
SOP : MLME-0010

Method: EPA 7470A Mercury (Hg)
Date Prepared:2015-01-20 11:37:00
Batch ID:012015HW1
Date Analyzed: 2015-01-20 18:57:00

CAS#	Parameter	Result	QUAL	Units	LOD(MDL)	LOQ(PQL)	DF|QF	Analyst
7439-97-6	Mercury	0.00010	U	mg/L	0.00010	0.00020	1.00	PSS

Millennium Laboratories Inc. - CERTIFICATE OF RESULTS

ML#:011500026-01 container [05]
Matrix: LQM-Non-Potable Water
Lab Filtered: No
Field Ident: MW-5
Preservative: HNO3(1:1)
Report Code: A6010B-RCRA7
Instrument : MET-ICP-01
Site Name: Site K
Date Collected:2015-01-14 10:40:00
SOP : MLME-0006, MLME-0005
Method: EPA 6010B RCRA7
Date Prepared:2015-01-20 13:51:00
Batch ID:012015CW1
Date Analyzed: 2015-01-20 20:12:15

CAS#	Parameter	Result	QUAL	Units	LOD(MDL)	LOQ(PQL)	DF|QF	Analyst
7439-92-1	Lead	0.0040	U	mg/L	0.0040	0.0080	1.00	PSS
7440-22-4	Silver	0.0010	U	mg/L	0.0010	0.0020	1.00	PSS
7440-38-2	Arsenic	**0.013**		mg/L	0.0040	0.0080	1.00	PSS
7440-39-3	Barium	**0.0089**		mg/L	0.0010	0.0020	1.00	PSS
7440-43-9	Cadmium	0.0010	U	mg/L	0.0010	0.0020	1.00	PSS
7440-47-3	Chromium (Total)	**0.0027**	**I**	mg/L	0.0020	0.0040	1.00	PSS
7782-49-2	Selenium	0.0040	U	mg/L	0.0040	0.0080	1.00	PSS

Millennium Laboratories Inc. - CERTIFICATE OF RESULTS

ML#:011500026-02 container [05]
Matrix: LQM-Non-Potable Water
Lab Filtered: No
Field Ident: GP-2
Preservative: HNO3(1:1)
Report Code: A6010B-RCRA7
Instrument : MET-ICP-01
Site Name: Site K
Date Collected:2015-01-14 09:30:00
SOP : MLME-0006, MLME-0005
Method: EPA 6010B RCRA7
Date Prepared:2015-01-20 13:51:00
Batch ID:012015CW1
Date Analyzed: 2015-01-20 20:18:59

CAS#	Parameter	Result	QUAL	Units	LOD(MDL)	LOQ(PQL)	DF|QF	Analyst
7439-92-1	Lead	0.0040	U	mg/L	0.0040	0.0080	1.00	PSS
7440-22-4	Silver	0.0010	U	mg/L	0.0010	0.0020	1.00	PSS
7440-38-2	Arsenic	**0.0070**	**I**	mg/L	0.0040	0.0080	1.00	PSS
7440-39-3	Barium	**0.0070**		mg/L	0.0010	0.0020	1.00	PSS
7440-43-9	Cadmium	0.0010	U	mg/L	0.0010	0.0020	1.00	PSS
7440-47-3	Chromium (Total)	0.0020	U	mg/L	0.0020	0.0040	1.00	PSS
7782-49-2	Selenium	0.0040	U	mg/L	0.0040	0.0080	1.00	PSS

Millennium Laboratories Inc. - CERTIFICATE OF RESULTS

ML#:011500026-03 container [05]
Matrix: LQM-Non-Potable Water
Lab Filtered: No
Field Ident: GP-3
Preservative: HNO3(1:1)
Report Code: A6010B-RCRA7
Instrument : MET-ICP-01
Site Name: Site K
Date Collected:2015-01-14 12:10:00
SOP : MLME-0006, MLME-0005
Method: EPA 6010B RCRA7
Date Prepared:2015-01-20 13:51:00
Batch ID:012015CW1
Date Analyzed: 2015-01-20 20:37:49

CAS#	Parameter	Result	QUAL	Units	LOD(MDL)	LOQ(PQL)	DF|QF	Analyst
7439-92-1	Lead	0.0040	U	mg/L	0.0040	0.0080	1.00	PSS
7440-22-4	Silver	0.0010	U	mg/L	0.0010	0.0020	1.00	PSS
7440-38-2	Arsenic	0.0040	U	mg/L	0.0040	0.0080	1.00	PSS
7440-39-3	Barium	**0.011**		mg/L	0.0010	0.0020	1.00	PSS
7440-43-9	Cadmium	0.0010	U	mg/L	0.0010	0.0020	1.00	PSS
7440-47-3	Chromium (Total)	**0.011**		mg/L	0.0020	0.0040	1.00	PSS
7782-49-2	Selenium	0.0040	U	mg/L	0.0040	0.0080	1.00	PSS

Millennium Laboratories Inc. - CERTIFICATE OF RESULTS

ML#:011500026-04 container [02]
Matrix: LQM-Non-Potable Water
Lab Filtered: No
Field Ident: MW-2
Preservative: HNO3(1:1)
Report Code: A6010B-RCRA7
Instrument : MET-ICP-01
Site Name: Site K
Date Collected:2015-01-12 14:36:00
SOP : MLME-0006, MLME-0005
Method: EPA 6010B RCRA7
Date Prepared:2015-01-20 13:51:00
Batch ID:012015CW1
Date Analyzed: 2015-01-20 21:12:03

CAS#	Parameter	Result	QUAL	Units	LOD(MDL)	LOQ(PQL)	DF|QF	Analyst
7439-92-1	Lead	0.0040	U	mg/L	0.0040	0.0080	1.00	PSS
7440-22-4	Silver	0.0010	U	mg/L	0.0010	0.0020	1.00	PSS
7440-38-2	Arsenic	**0.31**		mg/L	0.0040	0.0080	1.00	PSS
7440-39-3	Barium	**0.0054**		mg/L	0.0010	0.0020	1.00	PSS
7440-43-9	Cadmium	0.0010	U	mg/L	0.0010	0.0020	1.00	PSS
7440-47-3	Chromium (Total)	0.0020	U	mg/L	0.0020	0.0040	1.00	PSS
7782-49-2	Selenium	0.0040	U	mg/L	0.0040	0.0080	1.00	PSS

Millennium Laboratories Inc. - CERTIFICATE OF RESULTS

ML#:011500026-05 container [05]
Matrix: LQM-Non-Potable Water
Lab Filtered: No
Field Ident: MW-3
Preservative: HNO3(1:1)
Report Code: A6010B-RCRA7
Instrument : MET-ICP-01
Site Name: Site K
Date Collected:2015-01-12 13:09:00
SOP : MLME-0006, MLME-0005
Method: EPA 6010B RCRA7
Date Prepared:2015-01-20 13:51:00
Batch ID:012015CW1
Date Analyzed: 2015-01-20 21:18:42

CAS#	Parameter	Result	QUAL	Units	LOD(MDL)	LOQ(PQL)	DF|QF	Analyst
7439-92-1	Lead	0.0040	U	mg/L	0.0040	0.0080	1.00	PSS
7440-22-4	Silver	0.0010	U	mg/L	0.0010	0.0020	1.00	PSS
7440-38-2	Arsenic	**0.017**		mg/L	0.0040	0.0080	1.00	PSS
7440-39-3	Barium	**0.0084**		mg/L	0.0010	0.0020	1.00	PSS
7440-43-9	Cadmium	0.0010	U	mg/L	0.0010	0.0020	1.00	PSS
7440-47-3	Chromium (Total)	0.0020	U	mg/L	0.0020	0.0040	1.00	PSS
7782-49-2	Selenium	0.0040	U	mg/L	0.0040	0.0080	1.00	PSS

Millennium Laboratories Inc. - CERTIFICATE OF RESULTS

ML#:011500026-06 container [01]
Matrix: LQM-Non-Potable Water
Lab Filtered: No
Field Ident: MW-5 filtered
Preservative: HNO3(1:1)
Report Code: A6010B-RCRA7
Instrument : MET-ICP-01
Site Name: Site K
Date Collected:2015-01-14 10:40:00
SOP : MLME-0006, MLME-0005
Method: EPA 6010B RCRA7
Date Prepared:2015-01-20 13:51:00
Batch ID:012015CW1
Date Analyzed: 2015-01-20 21:25:22

CAS#	Parameter	Result	QUAL	Units	LOD(MDL)	LOQ(PQL)	DF|QF	Analyst
7439-92-1	Lead	0.0040	U	mg/L	0.0040	0.0080	1.00	PSS
7440-22-4	Silver	0.0010	U	mg/L	0.0010	0.0020	1.00	PSS
7440-38-2	Arsenic	**0.011**		mg/L	0.0040	0.0080	1.00	PSS
7440-39-3	Barium	**0.0075**		mg/L	0.0010	0.0020	1.00	PSS
7440-43-9	Cadmium	0.0010	U	mg/L	0.0010	0.0020	1.00	PSS
7440-47-3	Chromium (Total)	0.0020	U	mg/L	0.0020	0.0040	1.00	PSS
7782-49-2	Selenium	0.0040	U	mg/L	0.0040	0.0080	1.00	PSS

Millennium Laboratories Inc. - CERTIFICATE OF RESULTS

ML#:011500026-07 container [01] | Field Ident: GP-2 filtered | Site Name: Site K
Matrix: LQM-Non-Potable Water | Preservative: HNO3(1:1) | Date Collected:2015-01-14 09:30:00
Lab Filtered: No | Report Code: A6010B-RCRA7 | SOP : MLME-0006, MLME-0005
Instrument : MET-ICP-01
Method: EPA 6010B RCRA7 | Batch ID:012015CW1
Date Prepared:2015-01-20 13:51:00 | Date Analyzed: 2015-01-20 21:32:06

CAS#	Parameter	Result	QUAL	Units	LOD(MDL)	LOQ(PQL)	DF|QF	Analyst
7439-92-1	Lead	0.0040	U	mg/L	0.0040	0.0080	1.00	PSS
7440-22-4	Silver	0.0010	U	mg/L	0.0010	0.0020	1.00	PSS
7440-38-2	Arsenic	**0.0070**	**I**	mg/L	0.0040	0.0080	1.00	PSS
7440-39-3	Barium	**0.0073**		mg/L	0.0010	0.0020	1.00	PSS
7440-43-9	Cadmium	0.0010	U	mg/L	0.0010	0.0020	1.00	PSS
7440-47-3	Chromium (Total)	0.0020	U	mg/L	0.0020	0.0040	1.00	PSS
7782-49-2	Selenium	0.0040	U	mg/L	0.0040	0.0080	1.00	PSS

Millennium Laboratories Inc. - CERTIFICATE OF RESULTS

ML#:011500026-08 container [01]
Matrix: LQM-Non-Potable Water
Lab Filtered: No
Field Ident: GP-3 filtered
Preservative: HNO3(1:1)
Report Code: A6010B-RCRA7
Instrument : MET-ICP-01
Site Name: Site K
Date Collected:2015-01-14 12:10:00
SOP : MLME-0006, MLME-0005
Method: EPA 6010B RCRA7
Date Prepared:2015-01-20 13:51:00
Batch ID:012015CW1
Date Analyzed: 2015-01-20 21:38:52

CAS#	Parameter	Result	QUAL	Units	LOD(MDL)	LOQ(PQL)	DF|QF	Analyst
7439-92-1	Lead	0.0040	U	mg/L	0.0040	0.0080	1.00	PSS
7440-22-4	Silver	0.0010	U	mg/L	0.0010	0.0020	1.00	PSS
7440-38-2	Arsenic	0.0040	U	mg/L	0.0040	0.0080	1.00	PSS
7440-39-3	Barium	**0.0061**		mg/L	0.0010	0.0020	1.00	PSS
7440-43-9	Cadmium	0.0010	U	mg/L	0.0010	0.0020	1.00	PSS
7440-47-3	Chromium (Total)	0.0020	U	mg/L	0.0020	0.0040	1.00	PSS
7782-49-2	Selenium	0.0040	U	mg/L	0.0040	0.0080	1.00	PSS

Millennium Laboratories Inc. - CERTIFICATE OF RESULTS

ML#:011500026-09 container [01]
Matrix: LQM-Non-Potable Water
Lab Filtered: No
Field Ident: MW-2 filtered
Preservative: HNO3(1:1)
Report Code: A6010B-RCRA7
Instrument : MET-ICP-01
Site Name: Site K
Date Collected:2015-01-12 14:36:00
SOP : MLME-0006, MLME-0005
Method: EPA 6010B RCRA7
Date Prepared:2015-01-20 13:51:00
Batch ID:012015CW1
Date Analyzed: 2015-01-20 21:45:35

CAS#	Parameter	Result	QUAL	Units	LOD(MDL)	LOQ(PQL)	DF|QF	Analyst
7439-92-1	Lead	0.0040	U	mg/L	0.0040	0.0080	1.00	PSS
7440-22-4	Silver	0.0010	U	mg/L	0.0010	0.0020	1.00	PSS
7440-38-2	Arsenic	**0.28**		mg/L	0.0040	0.0080	1.00	PSS
7440-39-3	Barium	**0.0056**		mg/L	0.0010	0.0020	1.00	PSS
7440-43-9	Cadmium	0.0010	U	mg/L	0.0010	0.0020	1.00	PSS
7440-47-3	Chromium (Total)	0.0020	U	mg/L	0.0020	0.0040	1.00	PSS
7782-49-2	Selenium	0.0040	U	mg/L	0.0040	0.0080	1.00	PSS

Millennium Laboratories Inc. - CERTIFICATE OF RESULTS

ML#:011500026-10 container [01]
Matrix: LQM-Non-Potable Water
Lab Filtered: No
Field Ident: MW-3 filtered
Preservative: HNO3(1:1)
Report Code: A6010B-RCRA7
Instrument : MET-ICP-01
Site Name: Site K
Date Collected:2015-01-12 13:09:00
SOP : MLME-0006, MLME-0005
Method: EPA 6010B RCRA7
Date Prepared:2015-01-20 13:51:00
Batch ID:012015CW1
Date Analyzed: 2015-01-20 21:52:20

CAS#	Parameter	Result	QUAL	Units	LOD(MDL)	LOQ(PQL)	DF|QF	Analyst
7439-92-1	Lead	0.0040	U	mg/L	0.0040	0.0080	1.00	PSS
7440-22-4	Silver	0.0010	U	mg/L	0.0010	0.0020	1.00	PSS
7440-38-2	Arsenic	**0.015**		mg/L	0.0040	0.0080	1.00	PSS
7440-39-3	Barium	**0.0089**		mg/L	0.0010	0.0020	1.00	PSS
7440-43-9	Cadmium	0.0010	U	mg/L	0.0010	0.0020	1.00	PSS
7440-47-3	Chromium (Total)	0.0020	U	mg/L	0.0020	0.0040	1.00	PSS
7782-49-2	Selenium	0.0040	U	mg/L	0.0040	0.0080	1.00	PSS

Millennium Laboratories Inc. - CERTIFICATE OF RESULTS

ML#:011500026 Field Ident: Lab Blank Site Name:
Matrix: LQM-Non-Potable Water Preservative: none Date Collected:
Lab Filtered: No Report Code: A8260B SOP : MLVM-0002
Instrument : VMB-5975

Method: EPA 8260B Volatile Organics Batch ID:1L012615
Date Prepared: Date Analyzed: 2015-01-26 22:11:00

CAS#	Parameter	Result	QUAL	Units	LOD(MDL)	LOQ(PQL)	DF|QF	Analyst
630-20-6	1,1,1,2-Tetrachloroethane	0.27	U	ug/L	0.27	1.0	1.00	KC
71-55-6	1,1,1-Trichloroethane	0.24	U	ug/L	0.24	1.0	1.00	KC
79-34-5	1,1,2,2-Tetrachloroethane	0.17	U	ug/L	0.17	1.0	1.00	KC
79-00-5	1,1,2-Trichloroethane	0.35	U	ug/L	0.35	1.0	1.00	KC
75-34-3	1,1-Dichloroethane	0.22	U	ug/L	0.22	1.0	1.00	KC
75-35-4	1,1-Dichloroethene	0.38	U	ug/L	0.38	1.0	1.00	KC
563-58-6	1,1-Dichloropropene	0.31	U	ug/L	0.31	1.0	1.00	KC
87-61-6	1,2,3-Trichlorobenzene	0.39	U	ug/L	0.39	5.0	1.00	KC
96-18-4	1,2,3-Trichloropropane	0.34	U	ug/L	0.34	1.0	1.00	KC
120-82-1	1,2,4-Trichlorobenzene	0.42	U	ug/L	0.42	5.0	1.00	KC
95-63-6	1,2,4-Trimethylbenzene	0.32	U	ug/L	0.32	1.0	1.00	KC
96-12-8	1,2-Dibromo-3-Chloropropane	0.81	U	ug/L	0.81	4.0	1.00	KC
106-93-4	1,2-Dibromoethane	0.34	U	ug/L	0.34	2.0	1.00	KC
95-50-1	1,2-Dichlorobenzene	0.28	U	ug/L	0.28	1.0	1.00	KC
107-06-2	1,2-Dichloroethane	0.29	U	ug/L	0.29	1.0	1.00	KC
78-87-5	1,2-Dichloropropane	0.29	U	ug/L	0.29	1.0	1.00	KC
108-67-8	1,3,5-Trimethylbenzene	0.25	U	ug/L	0.25	1.0	1.00	KC
541-73-1	1,3-Dichlorobenzene	0.48	U	ug/L	0.48	1.0	1.00	KC
142-28-9	1,3-Dichloropropane	0.19	U	ug/L	0.19	1.0	1.00	KC
106-46-7	1,4-Dichlorobenzene	0.46	U	ug/L	0.46	1.0	1.00	KC
594-20-7	2,2-Dichloropropane	0.40	U	ug/L	0.40	1.0	1.00	KC
78-93-3	2-Butanone	9.5	U	ug/L	9.5	10	1.00	KC
110-75-8	2-Chloroethyl vinyl ether	2.9	U	ug/L	2.9	10	1.00	KC
95-49-8	2-Chlorotoluene	0.27	U	ug/L	0.27	1.0	1.00	KC
591-78-6	2-Hexanone	1.3	U	ug/L	1.3	10	1.00	KC
106-43-4	4-Chlorotoluene	0.26	U	ug/L	0.26	1.0	1.00	KC
99-87-6	4-Isopropyltoluene	0.33	U	ug/L	0.33	1.0	1.00	KC
108-10-1	4-Methyl-2-Pentanone	3.8	U	ug/L	3.8	20	1.00	KC
67-64-1	Acetone	20	U	ug/L	20	50	1.00	KC
75-05-8	Acetonitrile	20	U	ug/L	20	20	1.00	KC
71-43-2	Benzene	0.45	U	ug/L	0.45	1.0	1.00	KC
108-86-1	Bromobenzene	0.45	U	ug/L	0.45	1.0	1.00	KC
74-97-5	Bromochloromethane	0.29	U	ug/L	0.29	1.0	1.00	KC
75-27-4	Bromodichloromethane	0.19	U	ug/L	0.19	1.0	1.00	KC
75-25-2	Bromoform	0.60	U	ug/L	0.60	1.0	1.00	KC
74-83-9	Bromomethane	0.53	U	ug/L	0.53	2.0	1.00	KC
75-15-0	Carbon Disulfide	0.37	U	ug/L	0.37	1.0	1.00	KC
56-23-5	Carbon Tetrachloride	0.27	U	ug/L	0.27	1.0	1.00	KC
108-90-7	Chlorobenzene	0.51	U	ug/L	0.51	1.0	1.00	KC
75-00-3	Chloroethane	0.28	U	ug/L	0.28	2.0	1.00	KC
67-66-3	Chloroform	0.60	U	ug/L	0.60	1.0	1.00	KC
74-87-3	Chloromethane	1.2	U	ug/L	1.2	2.0	1.00	KC
156-59-2	cis-1,2-Dichloroethene	0.34	U	ug/L	0.34	1.0	1.00	KC
10061-01-5	cis-1,3-Dichloropropene	0.16	U	ug/L	0.16	1.0	1.00	KC

Millennium Laboratories Inc. - CERTIFICATE OF RESULTS

CAS#	Parameter	Result	QUAL	Units	LOD(MDL)	LOQ(PQL)	DF|QF	Analyst
124-48-1	Dibromochloromethane	0.32	U	ug/L	0.32	1.0	1.00	KC
74-95-3	Dibromomethane	0.30	U	ug/L	0.30	2.0	1.00	KC
75-71-8	Dichlorodifluoromethane	2.5	U	ug/L	2.5	5.0	1.00	KC
97-63-2	Ethyl methacrylate	0.16	U	ug/L	0.16	1.0	1.00	KC
100-41-4	Ethylbenzene	0.23	U	ug/L	0.23	1.0	1.00	KC
87-68-3	Hexachlorobutadiene	0.64	U	ug/L	0.64	2.0	1.00	KC
74-88-4	Iodomethane	1.7	U	ug/L	1.7	2.0	1.00	KC
78-83-1	Isobutanol	26	U	ug/L	26	100	1.00	KC
98-82-8	Isopropylbenzene	0.28	U	ug/L	0.28	1.0	1.00	KC
136777-61-2	m + p Xylene	0.60	U	ug/L	0.60	1.0	1.00	KC
80-62-6	Methyl methacrylate	1.1	U	ug/L	1.1	10	1.00	KC
1634-04-4	Methyl tert-Butyl Ether	0.41	U	ug/L	0.41	1.0	1.00	KC
75-09-2	Methylene Chloride	3.6	U	ug/L	3.6	5.0	1.00	KC
104-51-8	n-Butylbenzene	0.28	U	ug/L	0.28	1.0	1.00	KC
103-65-1	N-Propylbenzene	0.36	U	ug/L	0.36	1.0	1.00	KC
91-20-3	Naphthalene	1.0	U	ug/L	1.0	2.0	1.00	KC
95-47-6	o-Xylene	0.30	U	ug/L	0.30	1.0	1.00	KC
76-01-7	Pentachloroethane	0.52	U	ug/L	0.52	1.0	1.00	KC
107-12-0	Propionitrile	13	U	ug/L	13	50	1.00	KC
135-98-8	sec-Butylbenzene	0.31	U	ug/L	0.31	1.0	1.00	KC
100-42-5	Styrene	0.22	U	ug/L	0.22	1.0	1.00	KC
98-06-6	tert-Butylbenzene	0.36	U	ug/L	0.36	1.0	1.00	KC
127-18-4	Tetrachloroethene	0.45	U	ug/L	0.45	1.0	1.00	KC
108-88-3	Toluene	0.70	U	ug/L	0.70	1.0	1.00	KC
156-60-5	trans-1,2-Dichloroethene	0.23	U	ug/L	0.23	1.0	1.00	KC
10061-02-6	trans-1,3-Dichloropropene	0.18	U	ug/L	0.18	1.0	1.00	KC
110-57-6	trans-1,4-Dichloro-2-butene	1.2	U	ug/L	1.2	2.0	1.00	KC
79-01-6	Trichloroethene	0.30	U	ug/L	0.30	1.0	1.00	KC
75-69-4	Trichlorofluoromethane	0.20	U	ug/L	0.20	1.0	1.00	KC
108-05-4	Vinyl Acetate	2.1	U	ug/L	2.1	10	1.00	KC
75-01-4	Vinyl Chloride	0.50	U	ug/L	0.50	1.0	1.00	KC

Surrogates

CAS#	Parameter	Result	Expect Value	QUAL	Recovery	Unit	Limits	Analyst
17060-07-0	1,2-Dichloroethane-d4	43.2	40.0		108	%	70 - 170	KC
460-00-4	p-Bromofluorobenzene	40.2	40.0		101	%	72 - 150	KC
2037-26-5	Toluene-d8	41.4	40.0		103	%	74 - 150	KC

Millennium Laboratories Inc. - CERTIFICATE OF RESULTS

ML#:011500026 Field Ident: Lab Blank Site Name:
Matrix: LQM-Non-Potable Water Preservative: none Date Collected:
Lab Filtered: No Report Code: A8270C-LL SOP : MLSM-0004 MLSM-0005
Instrument : SMB5973

Method: EPA 8270C Low Level PAH Batch ID:012015D
Date Prepared:2015-01-20 10:00:00 Date Analyzed: 2015-01-22 13:49:00

CAS#	Parameter	Result	QUAL	Units	LOD(MDL)	LOQ(PQL)	DF|QF	Analyst
90-12-0	1-Methylnaphthalene	0.17	U	ug/L	0.17	1.0	1.00	TZ
91-57-6	2-Methylnaphthalene	0.19	U	ug/L	0.19	1.0	1.00	TZ
83-32-9	Acenaphthene	0.16	U	ug/L	0.16	1.0	1.00	TZ
208-96-8	Acenaphthylene	0.15	U	ug/L	0.15	1.0	1.00	TZ
120-12-7	Anthracene	0.11	U	ug/L	0.11	0.20	1.00	TZ
56-55-3	Benz(a)Anthracene	0.10	U	ug/L	0.10	0.20	1.00	TZ
50-32-8	Benzo(a)pyrene	0.10	U	ug/L	0.10	0.20	1.00	TZ
205-99-2	Benzo(b)fluoranthene	0.080	U	ug/L	0.080	0.20	1.00	TZ
191-24-2	Benzo(g,h,i)perylene	0.050	U	ug/L	0.050	0.50	1.00	TZ
207-08-9	Benzo(k)fluoranthene	0.18	U	ug/L	0.18	0.20	1.00	TZ
218-01-9	Chrysene	0.10	U	ug/L	0.10	0.20	1.00	TZ
53-70-3	Dibenz(a,h)Anthracene	0.15	U	ug/L	0.15	0.20	1.00	TZ
206-44-0	Fluoranthene	0.11	U	ug/L	0.11	0.50	1.00	TZ
86-73-7	Fluorene	0.19	U	ug/L	0.19	0.50	1.00	TZ
193-39-5	Indeno(1,2,3-cd)pyrene	0.060	U	ug/L	0.060	0.20	1.00	TZ
91-20-3	Naphthalene	0.16	U	ug/L	0.16	1.0	1.00	TZ
85-01-8	Phenanthrene	0.14	U	ug/L	0.14	0.20	1.00	TZ
129-00-0	Pyrene	0.19	U	ug/L	0.19	0.50	1.00	TZ

Surrogates

CAS#	Parameter	Result	Expect Value	QUAL	Recovery	Unit	Limits	Analyst
321-60-8	2-Fluorobiphenyl	5.19	5.00		104	%	30 - 170	TZ
4165-60-0	Nitrobenzene-d5	4.62	5.00		92	%	30 - 170	TZ
1718-51-0	p-Terphenyl-d14	5.35	5.00		107	%	30 - 170	TZ

Millennium Laboratories Inc. - CERTIFICATE OF RESULTS

ML#:011500026
Matrix: LQM-Non-Potable Water
Lab Filtered: No
Field Ident: Lab Blank
Preservative: none
Report Code: A7470A-Hg
Instrument : MET-HG-01
Site Name:
Date Collected:
SOP : MLME-0010
Method: EPA 7470A Mercury (Hg)
Date Prepared:2015-01-20 11:37:00
Batch ID:012015HW1
Date Analyzed: 2015-01-20 18:57:00

CAS#	Parameter	Result	QUAL	Units	LOD(MDL)	LOQ(PQL)	DF|QF	Analyst
7439-97-6	Mercury	0.00010	U	mg/L	0.00010	0.00020	1.00	PSS

Millennium Laboratories Inc. - CERTIFICATE OF RESULTS

ML#:011500026
Matrix: LQM-Non-Potable Water
Lab Filtered: No

Field Ident: Lab Blank
Preservative: none
Report Code: A6010B-RCRA7
Instrument : MET-ICP-01

Site Name:
Date Collected:
SOP : MLME-0006, MLME-0005

Method: EPA 6010B RCRA7
Date Prepared:2015-01-20 13:51:00

Batch ID:012015CW1
Date Analyzed: 2015-01-20 18:29:31

CAS#	Parameter	Result	QUAL	Units	LOD(MDL)	LOQ(PQL)	DF|QF	Analyst
7439-92-1	Lead	0.0040	U	mg/L	0.0040	0.0080	1.00	PSS
7440-22-4	Silver	0.0010	U	mg/L	0.0010	0.0020	1.00	PSS
7440-38-2	Arsenic	0.0040	U	mg/L	0.0040	0.0080	1.00	PSS
7440-39-3	Barium	0.0010	U	mg/L	0.0010	0.0020	1.00	PSS
7440-43-9	Cadmium	0.0010	U	mg/L	0.0010	0.0020	1.00	PSS
7440-47-3	Chromium (Total)	0.0020	U	mg/L	0.0020	0.0040	1.00	PSS
7782-49-2	Selenium	0.0040	U	mg/L	0.0040	0.0080	1.00	PSS

Millennium Laboratories Inc. - CERTIFICATE OF RESULTS

ML #:011500026 Field Ident: LCS/LCSD Site Name:
Matrix: LQM-Non-Potable Water Preservative: none Date Collected:
Lab Filtered: No Report Code: A8260B SOP : MLVM-0002
Instrument : VMB-5975
Method: EPA 8260B Volatile Organics Batch ID:1L012615
Date Prepared: Date Analyzed: 2015-01-26 20:41:00

Laboratory Control Samples

Parameters	Spike Result	QUAL	LB Result	Expect Value	Units	Spike % Recovery	Spike %RPD	Accuracy Limit	Precision Limit
1,1-Dichloroethene	44.1		0.380U	40.0	ug/L	110	2.2	80 - 174	34
1,1-Dichloroethene	43.2		0.380U	40.0	ug/L	108		80 - 174	
Benzene	37.5		0.450U	40.0	ug/L	94	0.19	79 - 131	23
Benzene	37.5		0.450U	40.0	ug/L	94		79 - 131	
Chlorobenzene	38.5		0.510U	40.0	ug/L	96	0.52	80 - 127	18
Chlorobenzene	38.3		0.510U	40.0	ug/L	96		80 - 127	
Toluene	38.7		0.700U	40.0	ug/L	97	3.3	74 - 130	27
Toluene	40.0		0.700U	40.0	ug/L	100		74 - 130	
Trichloroethene	38.9		0.300U	40.0	ug/L	97	3.0	77 - 140	21
Trichloroethene	40.1		0.300U	40.0	ug/L	100		77 - 140	

Surrogates

CAS#	Parameter	Result	Expect Value	QUAL	Recovery	Unit	Limits	Analyst
17060-07-0	1,2-Dichloroethane-d4	42.4	40.0		106	%	70 - 170	KC
17060-07-0	1,2-Dichloroethane-d4	41.5	40.0		104	%	70 - 170	KC
460-00-4	p-Bromofluorobenzene	39.6	40.0		99	%	72 - 150	KC
460-00-4	p-Bromofluorobenzene	39.2	40.0		98	%	72 - 150	KC
2037-26-5	Toluene-d8	42.0	40.0		105	%	74 - 150	KC
2037-26-5	Toluene-d8	42.9	40.0		107	%	74 - 150	KC

Millennium Laboratories Inc. - CERTIFICATE OF RESULTS

ML #:011500026 Field Ident: LCS/LCSD Site Name:
Matrix: LQM-Non-Potable Water Preservative: none Date Collected:
Lab Filtered: No Report Code: A8270C-LL SOP : MLSM-0004 MLSM-0005
Instrument : SMB5973
Method: EPA 8270C Low Level PAH Batch ID:012015D
Date Prepared:2015-01-20 10:00:00 Date Analyzed: 2015-01-22 14:20:00

Laboratory Control Samples

Parameters	Spike Result	QUAL	LB Result	Expect Value	Units	Spike % Recovery	Spike %RPD	Accuracy Limit	Precision Limit
1-Methylnaphthalene	4.61		0.170U	5.00	ug/L	92	0.13	50 - 150	30
1-Methylnaphthalene	4.61		0.170U	5.00	ug/L	92		50 - 150	
2-Methylnaphthalene	3.30		0.190U	5.00	ug/L	66	1.2	50 - 150	30
2-Methylnaphthalene	3.27		0.190U	5.00	ug/L	65		50 - 150	
Acenaphthene	4.27		0.160U	5.00	ug/L	85	1.1	50 - 150	30
Acenaphthene	4.31		0.160U	5.00	ug/L	86		50 - 150	
Acenaphthylene	4.49		0.150U	5.00	ug/L	90	0.66	50 - 150	30
Acenaphthylene	4.52		0.150U	5.00	ug/L	90		50 - 150	
Anthracene	4.96		0.110U	5.00	ug/L	99	2.5	50 - 150	30
Anthracene	4.83		0.110U	5.00	ug/L	97		50 - 150	
Benz(a)Anthracene	3.40		0.100U	5.00	ug/L	68	4.6	50 - 150	30
Benz(a)Anthracene	3.25		0.100U	5.00	ug/L	65		50 - 150	
Benzo(a)pyrene	4.77		0.100U	5.00	ug/L	95	1.3	50 - 150	30
Benzo(a)pyrene	4.71		0.100U	5.00	ug/L	94		50 - 150	
Benzo(b)fluoranthene	3.92		0.0800U	5.00	ug/L	78	2.1	50 - 150	30
Benzo(b)fluoranthene	3.84		0.0800U	5.00	ug/L	77		50 - 150	
Benzo(g,h,i)perylene	3.73		0.0500U	5.00	ug/L	75	7.6	50 - 150	30
Benzo(g,h,i)perylene	3.45		0.0500U	5.00	ug/L	69		50 - 150	
Benzo(k)fluoranthene	4.12		0.180U	5.00	ug/L	82	7.3	50 - 150	30
Benzo(k)fluoranthene	4.44		0.180U	5.00	ug/L	89		50 - 150	
Chrysene	5.82		0.100U	5.00	ug/L	116	0.22	50 - 150	30
Chrysene	5.81		0.100U	5.00	ug/L	116		50 - 150	
Dibenz(a,h)Anthracene	3.27		0.150U	5.00	ug/L	65	6.9	50 - 150	30
Dibenz(a,h)Anthracene	3.05		0.150U	5.00	ug/L	61		50 - 150	
Fluoranthene	4.76		0.110U	5.00	ug/L	95	3.2	50 - 150	30
Fluoranthene	4.62		0.110U	5.00	ug/L	92		50 - 150	
Fluorene	4.63		0.190U	5.00	ug/L	93	1.1	50 - 150	30
Fluorene	4.58		0.190U	5.00	ug/L	92		50 - 150	
Indeno(1,2,3-cd)pyrene	5.42		0.0600U	5.00	ug/L	108	9.6	50 - 150	30
Indeno(1,2,3-cd)pyrene	4.92		0.0600U	5.00	ug/L	98		50 - 150	
Naphthalene	4.42		0.160U	5.00	ug/L	88	0.13	50 - 150	30
Naphthalene	4.42		0.160U	5.00	ug/L	88		50 - 150	
Phenanthrene	3.87		0.140U	5.00	ug/L	77	4.3	50 - 150	30
Phenanthrene	3.71		0.140U	5.00	ug/L	74		50 - 150	
Pyrene	4.93		0.190U	5.00	ug/L	99	1.1	50 - 150	30
Pyrene	4.88		0.190U	5.00	ug/L	98		50 - 150	

Surrogates

CAS#	Parameter	Result	Expect Value	QUAL	Recovery	Unit	Limits	Analyst
321-60-8	2-Fluorobiphenyl	5.27	5.00		105	%	30 - 170	TZ
321-60-8	2-Fluorobiphenyl	5.31	5.00		106	%	30 - 170	TZ

Surrogates

CAS#	Parameter	Result	Expect Value	QUAL	Recovery	Unit	Limits	Analyst
4165-60-0	Nitrobenzene-d5	5.01	5.00		100	%	30 - 170	TZ
4165-60-0	Nitrobenzene-d5	5.01	5.00		100	%	30 - 170	TZ
1718-51-0	p-Terphenyl-d14	4.40	5.00		88	%	30 - 170	TZ
1718-51-0	p-Terphenyl-d14	4.32	5.00		86	%	30 - 170	TZ

Millennium Laboratories Inc. - CERTIFICATE OF RESULTS

ML #:011500026 Field Ident: LCS/LCSD Site Name:
Matrix: LQM-Non-Potable Water Preservative: none Date Collected:
Lab Filtered: No Report Code: A7470A-Hg SOP : MLME-0010
Instrument : MET-HG-01
Method: EPA 7470A Mercury (Hg) Batch ID:012015HW1
Date Prepared:2015-01-20 11:37:00 Date Analyzed: 2015-01-20 18:57:00

Laboratory Control Samples

Parameters	Spike Result	QUAL	LB Result	Expect Value	Units	Spike % Recovery	Spike %RPD	Accuracy Limit	Precision Limit
Mercury	0.00498		0.000100U	0.00500	mg/L	100	4.1	90 - 110	10
Mercury	0.00478		0.000100U	0.00500	mg/L	96		90 - 110	

Millennium Laboratories Inc. - CERTIFICATE OF RESULTS

ML #:011500026
Matrix: LQM-Non-Potable Water
Lab Filtered: No
Field Ident: LCS/LCSD
Preservative: none
Report Code: A6010B-RCRA7
Instrument : MET-ICP-01
Site Name:
Date Collected:
SOP : MLME-0006, MLME-0005

Method: EPA 6010B RCRA7
Date Prepared:2015-01-20 13:51:00
Batch ID:012015CW1
Date Analyzed: 2015-01-20 18:35:29

Laboratory Control Samples

Parameters	Spike Result	QUAL	LB Result	Expect Value	Units	Spike % Recovery	Spike %RPD	Accuracy Limit	Precision Limit
Lead	0.372		0.00400U	0.400	mg/L	93	2.9	80 - 120	20
Lead	0.361		0.00400U	0.400	mg/L	90		80 - 120	
Silver	0.191		0.00100U	0.200	mg/L	96	2.1	80 - 120	20
Silver	0.187		0.00100U	0.200	mg/L	94		80 - 120	
Arsenic	0.400		0.00400U	0.400	mg/L	100	4.2	80 - 120	20
Arsenic	0.383		0.00400U	0.400	mg/L	96		80 - 120	
Barium	0.192		0.00100U	0.200	mg/L	96	3.8	80 - 120	20
Barium	0.185		0.00100U	0.200	mg/L	92		80 - 120	
Cadmium	0.196		0.00100U	0.200	mg/L	98	2.0	80 - 120	20
Cadmium	0.192		0.00100U	0.200	mg/L	96		80 - 120	
Chromium (Total)	0.196		0.00200U	0.200	mg/L	98	4.5	80 - 120	20
Chromium (Total)	0.188		0.00200U	0.200	mg/L	94		80 - 120	
Selenium	0.800		0.00400U	0.800	mg/L	100	3.0	80 - 120	20
Selenium	0.776		0.00400U	0.800	mg/L	97		80 - 120	

Millennium Laboratories Inc. - CERTIFICATE OF RESULTS

ML #:011500026[011500026--0102] Field Ident: MS/MSD Site Name:
Matrix: LQM-Non-Potable Water Preservative: HCL(1:1) Date Collected:2015-01-14 10:40:00
Lab Filtered: No Report Code: A8260B SOP : MLVM-0002
Instrument : VMB-5975
Method: EPA 8260B Volatile Organics Batch ID:1L012615
Date Prepared: Date Analyzed: 2015-01-27 04:04:00

Matrix Spike Samples

Parameters	Spike Result	QUAL	Parent Result	Expect Value	Units	Spike % Recovery	Spike %RPD	Accuracy Limit	Precision Limit
1,1-Dichloroethene	47.5		0.380U	40.0	ug/L	119	1.0	80 - 174	34
1,1-Dichloroethene	47.0		0.380U	40.0	ug/L	118		80 - 174	
Benzene	36.6		0.450U	40.0	ug/L	92	1.1	79 - 131	23
Benzene	37.0		0.450U	40.0	ug/L	93		79 - 131	
Chlorobenzene	38.4		0.510U	40.0	ug/L	96	1.8	82 - 127	18
Chlorobenzene	39.1		0.510U	40.0	ug/L	98		82 - 127	
Toluene	38.7		0.700U	40.0	ug/L	97	0.46	74 - 130	27
Toluene	38.8		0.700U	40.0	ug/L	97		74 - 130	
Trichloroethene	40.2		0.300U	40.0	ug/L	100	1.5	77 - 140	21
Trichloroethene	40.8		0.300U	40.0	ug/L	102		77 - 140	

Surrogates

CAS#	Parameter	Result	Expect Value	QUAL	Recovery	Unit	Limits	Analyst
17060-07-0	1,2-Dichloroethane-d4	53.4	40.0		133	%	70 - 170	KC
17060-07-0	1,2-Dichloroethane-d4	51.8	40.0		129	%	70 - 170	KC
460-00-4	p-Bromofluorobenzene	43.7	40.0		109	%	72 - 150	KC
460-00-4	p-Bromofluorobenzene	43.9	40.0		110	%	72 - 150	KC
2037-26-5	Toluene-d8	44.7	40.0		112	%	74 - 150	KC
2037-26-5	Toluene-d8	45.0	40.0		112	%	74 - 150	KC

Millennium Laboratories Inc. - CERTIFICATE OF RESULTS

ML #:011500026[011500022--0105]
Matrix: LQM-Non-Potable Water
Lab Filtered: No
Field Ident: MS/MSD
Preservative: None
Report Code: A8270C-LL
Instrument : SMB5973
Site Name:
Date Collected:2015-01-14 16:12:00
SOP : MLSM-0004 MLSM-0005
Method: EPA 8270C Low Level PAH
Date Prepared:2015-01-20 10:00:00
Batch ID:012015D
Date Analyzed: 2015-01-22 15:55:00

Matrix Spike Samples

Parameters	Spike Result	QUAL	Parent Result	Expect Value	Units	Spike % Recovery	Spike %RPD	Accuracy Limit	Precision Limit
1-Methylnaphthalene	3.89		0.170U	5.00	ug/L	78	2.1	50 - 150	30
1-Methylnaphthalene	3.97		0.170U	5.00	ug/L	79		50 - 150	
2-Methylnaphthalene	2.93		0.190U	5.00	ug/L	59	4.9	50 - 150	30
2-Methylnaphthalene	3.08		0.190U	5.00	ug/L	62		50 - 150	
Acenaphthene	3.17		0.160U	5.00	ug/L	63	12	50 - 150	30
Acenaphthene	3.59		0.160U	5.00	ug/L	72		50 - 150	
Acenaphthylene	3.37		0.150U	5.00	ug/L	67	10	50 - 150	30
Acenaphthylene	3.74		0.150U	5.00	ug/L	75		50 - 150	
Anthracene	3.78		0.110U	5.00	ug/L	76	8.0	50 - 150	30
Anthracene	4.09		0.110U	5.00	ug/L	82		50 - 150	
Benz(a)Anthracene	2.88		0.100U	5.00	ug/L	58	7.2	50 - 150	30
Benz(a)Anthracene	3.10		0.100U	5.00	ug/L	62		50 - 150	
Benzo(a)pyrene	4.17		0.100U	5.00	ug/L	83	8.2	50 - 150	30
Benzo(a)pyrene	3.84		0.100U	5.00	ug/L	77		50 - 150	
Benzo(b)fluoranthene	3.25		0.0800U	5.00	ug/L	65	0.38	50 - 150	30
Benzo(b)fluoranthene	3.27		0.0800U	5.00	ug/L	65		50 - 150	
Benzo(g,h,i)perylene	3.07		0.0500U	5.00	ug/L	61	3.0	50 - 150	30
Benzo(g,h,i)perylene	2.98		0.0500U	5.00	ug/L	60		50 - 150	
Benzo(k)fluoranthene	4.37		0.180U	5.00	ug/L	87	21	50 - 150	30
Benzo(k)fluoranthene	3.53		0.180U	5.00	ug/L	71		50 - 150	
Chrysene	3.87		0.100U	5.00	ug/L	77	6.5	50 - 150	30
Chrysene	4.13		0.100U	5.00	ug/L	83		50 - 150	
Dibenz(a,h)Anthracene	2.68		0.150U	5.00	ug/L	54	0.25	50 - 150	30
Dibenz(a,h)Anthracene	2.68		0.150U	5.00	ug/L	54		50 - 150	
Fluoranthene	3.60		0.110U	5.00	ug/L	72	2.6	50 - 150	30
Fluoranthene	3.70		0.110U	5.00	ug/L	74		50 - 150	
Fluorene	3.55		0.190U	5.00	ug/L	71	6.7	50 - 150	30
Fluorene	3.79		0.190U	5.00	ug/L	76		50 - 150	
Indeno(1,2,3-cd)pyrene	3.79		0.0600U	5.00	ug/L	76	3.5	50 - 150	30
Indeno(1,2,3-cd)pyrene	3.66		0.0600U	5.00	ug/L	73		50 - 150	
Naphthalene	3.65		0.160U	5.00	ug/L	73	2.0	50 - 150	30
Naphthalene	3.57		0.160U	5.00	ug/L	71		50 - 150	
Phenanthrene	3.27		0.140U	5.00	ug/L	65	9.4	50 - 150	30
Phenanthrene	3.59		0.140U	5.00	ug/L	72		50 - 150	
Pyrene	3.64		0.190U	5.00	ug/L	73	15	50 - 150	30
Pyrene	4.24		0.190U	5.00	ug/L	85		50 - 150	

Surrogates

CAS#	Parameter	Result	Expect Value	QUAL	Recovery	Unit	Limits	Analyst
321-60-8	2-Fluorobiphenyl	3.97	5.00		79	%	30 - 170	TZ
321-60-8	2-Fluorobiphenyl	4.48	5.00		90	%	30 - 170	TZ

Surrogates

CAS#	Parameter	Result	Expect Value	QUAL	Recovery	Unit	Limits	Analyst
4165-60-0	Nitrobenzene-d5	3.82	5.00		76	%	30 - 170	TZ
4165-60-0	Nitrobenzene-d5	4.17	5.00		83	%	30 - 170	TZ
1718-51-0	p-Terphenyl-d14	2.81	5.00		56	%	30 - 170	TZ
1718-51-0	p-Terphenyl-d14	3.16	5.00		63	%	30 - 170	TZ

Millennium Laboratories Inc. - CERTIFICATE OF RESULTS

ML #:011500026[011500021--0103]
Matrix: LQM-Non-Potable Water
Lab Filtered: No
Field Ident: MS/MSD
Preservative: HNO3(1:1)
Report Code: A7470A-Hg
Instrument : MET-HG-01
Site Name:
Date Collected:2015-01-13 11:32:00
SOP : MLME-0010
Method: EPA 7470A Mercury (Hg)
Date Prepared:2015-01-20 11:37:00
Batch ID:012015HW1
Date Analyzed: 2015-01-20 18:57:00

Matrix Spike Samples

Parameters	Spike Result	QUAL	Parent Result	Expect Value	Units	Spike % Recovery	Spike %RPD	Accuracy Limit	Precision Limit
Mercury	0.00488		0.000100U	0.00500	mg/L	98	1.2	85 - 115	10
Mercury	0.00482		0.000100U	0.00500	mg/L	96		85 - 115	

Millennium Laboratories Inc. - CERTIFICATE OF RESULTS

ML #:011500026[011500026--0601]
Matrix: LQM-Non-Potable Water
Lab Filtered: No
Field Ident: MS/MSD
Preservative: HNO3(1:1)
Report Code: A7470A-Hg
Instrument : MET-HG-01
Site Name:
Date Collected:2015-01-14 10:40:00
SOP : MLME-0010
Method: EPA 7470A Mercury (Hg)
Date Prepared:2015-01-20 11:37:00
Batch ID:012015HW1
Date Analyzed: 2015-01-20 18:57:00

Matrix Spike Samples

Parameters	Spike Result	QUAL	Parent Result	Expect Value	Units	Spike % Recovery	Spike %RPD	Accuracy Limit	Precision Limit
Mercury	0.00502		0.000100U	0.00500	mg/L	100	3.3	85 - 115	10
Mercury	0.00486		0.000100U	0.00500	mg/L	97		85 - 115	

Millennium Laboratories Inc. - CERTIFICATE OF RESULTS

ML #:011500026[011500021--0103]
Matrix: LQM-Non-Potable Water
Lab Filtered: No
Field Ident: MS/MSD
Preservative: HNO3(1:1)
Report Code: A6010B-RCRA7
Instrument : MET-ICP-01
Site Name:
Date Collected:2015-01-13 11:32:00
SOP : MLME-0006, MLME-0005
Method: EPA 6010B RCRA7
Date Prepared:2015-01-20 13:51:00
Batch ID:012015CW1
Date Analyzed: 2015-01-20 18:52:45

Matrix Spike Samples

Parameters	Spike Result	QUAL	Parent Result	Expect Value	Units	Spike % Recovery	Spike %RPD	Accuracy Limit	Precision Limit
Lead	0.369		0.00400U	0.400	mg/L	92	0.87	75 - 125	20
Lead	0.365		0.00400U	0.400	mg/L	91		75 - 125	
Silver	0.190		0.00100U	0.200	mg/L	95	1.4	75 - 125	20
Silver	0.187		0.00100U	0.200	mg/L	93		75 - 125	
Arsenic	0.408		0.00400U	0.400	mg/L	102	2.6	75 - 125	20
Arsenic	0.398		0.00400U	0.400	mg/L	99		75 - 125	
Barium	0.225		0.0369	0.200	mg/L	94	0.71	75 - 125	20
Barium	0.223		0.0369	0.200	mg/L	93		75 - 125	
Cadmium	0.192		0.00100U	0.200	mg/L	96	0.26	75 - 125	20
Cadmium	0.191		0.00100U	0.200	mg/L	96		75 - 125	
Chromium (Total)	0.194		0.00200U	0.200	mg/L	97	1.2	75 - 125	20
Chromium (Total)	0.196		0.00200U	0.200	mg/L	98		75 - 125	
Selenium	0.808		0.00400U	0.800	mg/L	101	0.55	75 - 125	20
Selenium	0.803		0.00400U	0.800	mg/L	100		75 - 125	

Millennium Laboratories Inc. - CERTIFICATE OF RESULTS

ML #:011500026[011500026--0205]
Matrix: LQM-Non-Potable Water
Lab Filtered: No
Field Ident: MS/MSD
Preservative: HNO3(1:1)
Report Code: A6010B-RCRA7
Instrument : MET-ICP-01
Site Name:
Date Collected:2015-01-14 09:30:00
SOP : MLME-0006, MLME-0005
Method: EPA 6010B RCRA7
Date Prepared:2015-01-20 13:51:00
Batch ID:012015CW1
Date Analyzed: 2015-01-20 20:24:33

Matrix Spike Samples

Parameters	Spike Result	QUAL	Parent Result	Expect Value	Units	Spike % Recovery	Spike %RPD	Accuracy Limit	Precision Limit
Lead	0.369		0.00400U	0.400	mg/L	92	2.4	75 - 125	20
Lead	0.360		0.00400U	0.400	mg/L	90		75 - 125	
Silver	0.185		0.00100U	0.200	mg/L	92	0.70	75 - 125	20
Silver	0.186		0.00100U	0.200	mg/L	93		75 - 125	
Arsenic	0.405		0.00698I	0.400	mg/L	99	4.8	75 - 125	20
Arsenic	0.386		0.00698I	0.400	mg/L	95		75 - 125	
Barium	0.192		0.00704	0.200	mg/L	93	1.9	75 - 125	20
Barium	0.189		0.00704	0.200	mg/L	91		75 - 125	
Cadmium	0.196		0.00100U	0.200	mg/L	98	4.1	75 - 125	20
Cadmium	0.188		0.00100U	0.200	mg/L	94		75 - 125	
Chromium (Total)	0.194		0.00200U	0.200	mg/L	97	5.1	75 - 125	20
Chromium (Total)	0.184		0.00200U	0.200	mg/L	92		75 - 125	
Selenium	0.793		0.00400U	0.800	mg/L	99	2.5	75 - 125	20
Selenium	0.773		0.00400U	0.800	mg/L	97		75 - 125	

Millennium Laboratories Inc. - CERTIFICATE OF RESULTS

ML #:011500026[011500026--1001]
Matrix: LQM-Non-Potable Water
Lab Filtered: No
Field Ident: MS/MSD
Preservative: HNO3(1:1)
Report Code: A6010B-RCRA7
Instrument : MET-ICP-01
Site Name:
Date Collected:2015-01-12 13:09:00
SOP : MLME-0006, MLME-0005
Method: EPA 6010B RCRA7
Date Prepared:2015-01-20 13:51:00
Batch ID:012015CW1
Date Analyzed: 2015-01-20 21:58:55

Matrix Spike Samples

Parameters	Spike Result	QUAL	Parent Result	Expect Value	Units	Spike % Recovery	Spike %RPD	Accuracy Limit	Precision Limit
Lead	0.365		0.00400U	0.400	mg/L	91	0.80	75 - 125	20
Lead	0.362		0.00400U	0.400	mg/L	91		75 - 125	
Silver	0.180		0.00100U	0.200	mg/L	90	0.50	75 - 125	20
Silver	0.181		0.00100U	0.200	mg/L	91		75 - 125	
Arsenic	0.411		0.0152	0.400	mg/L	99	2.0	75 - 125	20
Arsenic	0.403		0.0152	0.400	mg/L	97		75 - 125	
Barium	0.199		0.00894	0.200	mg/L	95	3.5	75 - 125	20
Barium	0.192		0.00894	0.200	mg/L	92		75 - 125	
Cadmium	0.193		0.00100U	0.200	mg/L	96	0.052	75 - 125	20
Cadmium	0.193		0.00100U	0.200	mg/L	96		75 - 125	
Chromium (Total)	0.193		0.00200U	0.200	mg/L	96	2.2	75 - 125	20
Chromium (Total)	0.189		0.00200U	0.200	mg/L	94		75 - 125	
Selenium	0.791		0.00400U	0.800	mg/L	99	2.3	75 - 125	20
Selenium	0.774		0.00400U	0.800	mg/L	97		75 - 125	

Data Flag Summary and Definitions of Qualifiers

A =	Result reported is the mean (average) of 2 or more discrete and separate determinations.
D =	Surrogate or matrix spike diluted out.
I =	The reported value is between the laboratory limit of detection (LOD) and the laboratory limit of quantitation(LOQ).
J =	Estimated value - may not be accurate. Use of this code requires justification as follows:
	1. Exceedance of surrogate recovery limits.
	2. Existence of no quality control criteria for a component.
	3. Failure to meet established precision and accuracy criteria.
	4. Matrix interference.
	5. Questionable data due to improper field or lab protocols.
	"J" values are exclusive and are not used in conjunction with other codes.
K =	Indicates off scale low and the actual value is known to be less than the value listed. Used if the value is less than the lowest calibration standard when the calibration curve is known to be non-linear. Can also be used if the actual value is known to be less than the reported value based on sample size or dilution.
L =	Off-scale high and the actual value is known to be greater than the reported value. Used when the sample concentration of the analyte exceeds the linear range or highest calibration standard and the calibration curve is known to exhibit a negative deflection.
M =	To be used for chemical analysis: the presence of the analyte is verified but not quantified and the actual value is less than the value reported.
N =	Presumptive evidence of presence of compound. To be used when the compound has been determined by TIC (Mass spectral library search) or if presence of the compound cannot be confirmed using alternate procedures.
O =	Indicates that the analysis was lost or not performed.
P =	The concentration determined by the second column confirmation exceeded 40%D. The presence/absence of the compound can not be confirmed by GC/MS due to the low concentration. However, in the analyst's opinion, the compound is present in the sample and affected by matrix interference on one GC column. The concentration most appropriate to the sample matrix has been reported.
Q =	Indicates that the sample was prepared or analyzed after the holding time had expired.
S =	Analyte presence/absence has been determined using a historical relative retention time and mass spectral library search. If the analyte was determined to be absent, it is reported as the PQL qualified with a U. If the analyte was determined to be present, the estimated concentration is determined using a historical calibration factor.
T =	Reported value is less than the laboratory limit of detection (LOD). The value is reported for informational purposes only and is not used in statistical analysis.
U =	Indicates that a specific compound was analyzed for but not detected. The reported value shall be the laboratory limit of detection (LOD).
V =	Indicates blank contamination (i.e. the compound was detected in the sample and the associated method blanks).
X =	The spiking solution was inadvertently omitted during the extraction procedure.
Y =	Laboratory analysis was performed on sample that was unpreserved or improperly preserved; therefore, the data may be inaccurate.
? =	Indicates that the data should not be used since some or all of the quality control data for the analyte fall outside limits and the presence or absence of the analyte cannot be determined from the data.
* =	Analysis was not performed due to interference.
NS =	Not spiked - Surrogate or spike solution was inadvertently omitted.
Hierarchy = ? *,O Y V K L M I U T A N Q J S P X.	

Abbreviation Definitions and Acronyms

%REC = Percent Recovery %RPD = Relative Percent Difference DL= Dilution1 DD= Dilution2 TD = Dilution3 QD = Dilution4
DUP = Duplicate LCS/LCSD = Laboratory Control Spike/Duplicate MS/MSD = Matrix Spike/Duplicate QUAL = Qualifier
DF|QF = Dilution|Quantitation Factor LOQ [PQL] = Practical Quantitation Limit
LOD [MDL] = Limit Of Detection/Method Detection Limit. The minimum concentration of an analyte of interest that can be measured and reported with 99 % confidence that the analyte concentration is greater than zero. The LOD for an analyte is determined from the preparation and analysis of a sample in a given matrix containing the analyte. LODs have been determined following the procedure specified in "New and Alternative Analytical Laboratory Methods", DEP-QA-001/01 (September 1, 2003) which is incorporated by reference in Rule 62-160.800, F.A.C., unless otherwise specified by a mandated test method for which the laboratory is certified.
HCL(1:1)=Hydrochloric Acid HNO3(1:1)=Nitric Acid H2SO4(1:1)=Sulfuric Acid Na2S2O3=Sodium Thiosulfate HgCl2=Mercuric Chloride
MCA=Monochloroacetic Acid

Subcontracted Laboratory Certification Information

No Subcontracted Laboratories were used for these samples.

END CERTIFICATE OF RESULTS

11716

CHAIN OF CUSTODY RECORD / ANALYSIS REQUEST FORM

MILLENNIUM LABORATORIES, INC.
MILLENNIUM LABORATORIES INC
12721 RACE TRACK RD., TAMPA, FL 33626
813 925-3871 VOICE 813 925-3872 FAX

PROJECT NAME: Site K	PROJECT NO.	PROJECT LOCATION (STATE): FL
SAMPLERS SIGNATURE: [signature]	P.O. NUMBER	
CLIENT CONTACT: Leon Zihlman	CLIENT PHONE: 904 528 3900	CLIENT FAX
CLIENT NAME: Kimley-Horn	CLIENT EMAIL: leon.zihlman@kimley-horn.com	
CLIENT ADDRESS: Jacksonville, FL.		

PAGE ___ OF ___

STANDARD REPORT DELIVERY ○ DATE DUE ___

EXPEDITED REPORT DELIVERY (SURCHARGE) ○ DATE DUE ___

NUMBER OF COOLERS SUBMITTED PER SHIPMENT:

MATRIX TYPE: COMPOSITE (C) OR GRAB (G) INDICATE; AQUEOUS (WATER); SOLID OR SEMISOLID; AIR; NONAQUEOUS LIQUID (OIL, SOLVENT)

REQUIRED ANALYSIS: 8260 (Full); 8270 (PAHs); 8RCRA Total; 8RCRA Dissolved

PRESERVATIVE

NUMBER OF CONTAINERS SUBMITTED

SAMPLE DATE	SAMPLE TIME	SAMPLE IDENTIFICATION	COMPOSITE (C) OR GRAB (G) INDICATE	AQUEOUS (WATER)	SOLID OR SEMISOLID	AIR	NONAQUEOUS LIQUID (OIL, SOLVENT)	8260 (Full)	8270 (PAHs)	8RCRA Total	8RCRA Dissolved	REMARKS
1/14/15	10:40	MW-5		X				X		X	X	
1/14/15	9:30	GP2		X				X	X	X	X	
1/14/15	12:10	GP3		X				X	X	X	X	
1/12/15	14:36	MW-2		X				X		X	X	
1/12/15	13:09	MW-3		X				X		X	X	

RELINQUISHED BY: (SIGNATURE)	DATE	TIME	RELINQUISHED BY: (SIGNATURE)	DATE	TIME	RELINQUISHED BY: (SIGNATURE)	DATE	TIME
Kathy Sheffield	1/9/15	1500	[signature]	1/14/15		Fedex.		
RECEIVED BY: (SIGNATURE)	DATE	TIME	RECEIVED BY: (SIGNATURE)	DATE	TIME	RECEIVED BY: (SIGNATURE)	DATE	TIME

EMPTY CONTAINERS

INTERNAL LABORATORY USE ONLY

RECEIVED FOR LABORATORY BY: (SIGNATURE)	DATE	TIME	CUSTODY INTACT YES NO	LOG NO.	LABORATORY REMARKS:
A Amman	1-16-15	11:45	8	011500026	5

Original - Return to Laboratory with Sample(s)

Millennium Laboratories Inc.
12721 Race Track Road
Tampa, FL 33626-1314
Voice Phone: (813) 925-3871
Fax Phone: (813) 925-3872
Email: ksheffield@mlabs-fl.com

Florida Department of Health Certification Number E84899 Expires: July 01, 2015

CERTIFICATE OF RESULTS

TRACKING Number:2604.0 DATE OF ISSUE:2015-01-30 05:05:18

Client Project ID: Site K
Lab Project ID: 011500027

This Certificate of Results is provided for:
Ms. Leah Zihlman
Kimley-Horn and Associates
12740 Gran Bay Parkway, Suite 2350
Jacksonville, Florida 32258
904-828-3900

Kathy Sheffield - Lab Director/Project-Mgr.

Kathy Sheffield - CIO - QAQC

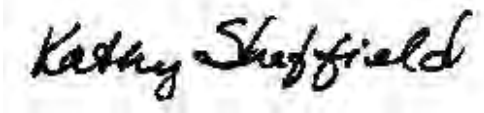

This Certificate of Results meets all the requirements of 2003-NELAC Specifications unless otherwise specified within this report. This Certificate shall not be reproduced except in full, without the written consent of Millennium Laboratories. This Certificate of Results relates only to items tested or to the samples as received by Millennium Laboratories Inc. The estimated uncertainty of these test results is based on statistics that can be furnished upon request. If you have obtained possession of this Certificate of Results and you are not the intended recipient, as indicated above, please preserve the confidential nature of this report and notify Millennium Laboratories using the contact information above. Millennium Laboratories retains ownership of this document until properly delivered to the intended recipient.

Case Narrative - Observations, Opinions and Interpretations

Twelve soil samples were received on January 16, 2015 in good condition. The sample cooler temperature was 5ºC upon receipt, with wet ice present. The samples were analyzed for Low-Level PAHs by EPA Method 8270 and for RCRA metals by EPA Method 6010/7471. Laboratory SOPs MLSM-0004, MLSM-0005, MLME-0005, and MLME-0011 were used for the analyses.

The client had also requested analysis for volatile organics by EPA Method 8260 on all of the samples. This analysis was not completed within the 14-day holding time due to an instrument failure, which could not be resolved prior to the holding time exceedance. The client was notified of the issue on January 29, 2015. Per client request, the EPA Method 8260 analysis was held from the report pending resampling at a later date.

EPA Method 8270 - One of the samples required dilution due to the abundance of target analytes. The surrogates were diluted out when the sample was analyzed at the dilution.

No additional QA/QC issues were encountered. All spikes and surrogates were recovered within established limits, except as noted above. All method-specified holding times were met, except as noted above.

Please contact Kathy Sheffield at (813) 925-3871 or ksheffield@mlabs-fl.com if you have any questions or require additional information.

The client`s chain of custody form and the invoice have been attached to the laboratory`s Certificate of Results.

Sample Information:		
ML Sample Number:	**Client Sample ID:**	**Date Collected:**
011500027-01	SB-2 (0.5)	2015-01-13 14:40:00
011500027-02	SB-13 (2)	2015-01-13 10:55:00
011500027-03	SB-1 (2)	2015-01-13 13:50:00
011500027-04	SB-9 (2)	2015-01-13 13:10:00
011500027-05	SB-10 (4)	2015-01-13 12:25:00
011500027-06	SB-10 (0.5)	2015-01-13 12:25:00
011500027-07	SB-10 (2)	2015-01-13 12:25:00
011500027-08	SB-11 (4)	2015-01-13 11:45:00
011500027-09	SB-11 (0.5)	2015-01-13 11:45:00
011500027-10	SB-13 (4)	2015-01-13 10:55:00
011500027-11	SB-11 (2)	2015-01-13 11:45:00
011500027-12	SB-13 (0.5)	2015-01-13 10:55:00

Matrix Spike Information:			
Analysis Performed:	**Identifier MS/MSD:**	**ML Sample # MS/MSD:**	**ML Batch ID:**
S8270C-LL	SB-13 (4)	011500027--1005	012215Q
S7471A-Hg	SB-1 (2)	011500027--0306	012315HS2
S7471A-Hg	SB-13 (4)	011500027--1006	012715HS1

Matrix Spike Information:			
Analysis Performed:	**Identifier MS/MSD:**	**ML Sample # MS/MSD:**	**ML Batch ID:**
S7471A-Hg	Batch	011500024--0906	012715HS1
S6010B-RCRA7	Batch	011500023--0306	012215CS1
S6010B-RCRA7	Batch	011500023--0606	012215CS1
S6010B-RCRA7	SB-1 (2)	011500027--0306	012215CS2
S6010B-RCRA7	SB-10 (4)	011500027--0506	012215CS2
S6010B-RCRA7	SB-13 (4)	011500027--1006	012215CS3

Millennium Laboratories Inc. - CERTIFICATE OF RESULTS

Solids Determination

Analytical Test: % Solids | **Method: SOP MLEX-0005 based on method 2540G**

Batch ID	MLI #	Sample ID	Result	Units	LOD(MDL)	Date/Time Analyzed	Analyst
011915PS1	011500027--01	SB-2 (0.5)	**95.2**	%	0.10	2015-01-19 09:55:00	AA
011915PS1	011500027--02	SB-13 (2)	**94.8**	%	0.10	2015-01-19 09:55:00	AA
011915PS1	011500027--03	SB-1 (2)	**97.8**	%	0.10	2015-01-19 09:55:00	AA
011915PS1	011500027--04	SB-9 (2)	**96.6**	%	0.10	2015-01-19 09:55:00	AA
011915PS1	011500027--05	SB-10 (4)	**96.6**	%	0.10	2015-01-19 09:55:00	AA
011915PS1	011500027--06	SB-10 (0.5)	**93.8**	%	0.10	2015-01-19 09:55:00	AA
011915PS1	011500027--07	SB-10 (2)	**94.9**	%	0.10	2015-01-19 09:55:00	AA
011915PS1	011500027--08	SB-11 (4)	**92.7**	%	0.10	2015-01-19 09:55:00	AA
011915PS1	011500027--09	SB-11 (0.5)	**86.9**	%	0.10	2015-01-19 09:55:00	AA
011915PS1	011500027--10	SB-13 (4)	**97.7**	%	0.10	2015-01-19 09:55:00	AA
011915PS1	011500027--11	SB-11 (2)	**93.1**	%	0.10	2015-01-19 09:55:00	AA
011915PS1	011500027--12	SB-13 (0.5)	**91.9**	%	0.10	2015-01-19 09:55:00	AA

Laboratory Duplicates

Batch ID	MLI #	Sample ID	Result	Units	% RPD	Precision Limit
011915PS1	011500027--03	SB-1 (2)	**97.8**	%	0.051	10
011915PS1	011500027QC03	SB-1 (2)	**97.9**	%		

Millennium Laboratories Inc. - CERTIFICATE OF RESULTS

ML#:011500027-01 container [05]
Matrix: LQM-Soil
Percent Solids: 95.2 % Lab Filtered: No

Field Ident: SB-2 (0.5)
Preservative: None
Report Code: S8270C-LL
Instrument : SMB5973

Site Name: Site K
Date Collected:2015-01-13 14:40:00
SOP : MLSM-0004 MLSM-0005

Method: EPA 8270C Low Level PAH
Date Prepared:2015-01-22 10:00:00

Batch ID:012215Q
Date Analyzed: 2015-01-25 17:25:00

CAS#	Parameter	Result	QUAL	Units	LOD(MDL)	LOQ(PQL)	DF|QF	Analyst
90-12-0	1-Methylnaphthalene	0.0054	U	mg/Kg dw	0.0054	0.035	1.05	TZ
91-57-6	2-Methylnaphthalene	0.0038	U	mg/Kg dw	0.0038	0.035	1.05	TZ
83-32-9	Acenaphthene	0.00071	U	mg/Kg dw	0.00071	0.035	1.05	TZ
208-96-8	Acenaphthylene	0.0014	U	mg/Kg dw	0.0014	0.035	1.05	TZ
120-12-7	Anthracene	0.00053	U	mg/Kg dw	0.00053	0.0070	1.05	TZ
56-55-3	Benz(a)Anthracene	0.0012	U	mg/Kg dw	0.0012	0.0070	1.05	TZ
50-32-8	Benzo(a)pyrene	**0.018**		mg/Kg dw	0.0013	0.0070	1.05	TZ
205-99-2	Benzo(b)fluoranthene	0.0021	U	mg/Kg dw	0.0021	0.0070	1.05	TZ
191-24-2	Benzo(g,h,i)perylene	0.0038	U	mg/Kg dw	0.0038	0.018	1.05	TZ
207-08-9	Benzo(k)fluoranthene	0.0020	U	mg/Kg dw	0.0020	0.0070	1.05	TZ
218-01-9	Chrysene	**0.010**		mg/Kg dw	0.0011	0.0070	1.05	TZ
53-70-3	Dibenz(a,h)Anthracene	0.0039	U	mg/Kg dw	0.0039	0.0070	1.05	TZ
206-44-0	Fluoranthene	**0.026**		mg/Kg dw	0.0018	0.018	1.05	TZ
86-73-7	Fluorene	0.00087	U	mg/Kg dw	0.00087	0.018	1.05	TZ
193-39-5	Indeno(1,2,3-cd)pyrene	0.0025	U	mg/Kg dw	0.0025	0.0070	1.05	TZ
91-20-3	Naphthalene	0.00040	U	mg/Kg dw	0.00040	0.035	1.05	TZ
85-01-8	Phenanthrene	0.00081	U	mg/Kg dw	0.00081	0.0070	1.05	TZ
129-00-0	Pyrene	**0.034**		mg/Kg dw	0.0044	0.018	1.05	TZ

Surrogates

CAS#	Parameter	Result	Expect Value	QUAL	Recovery	Unit	Limits	Analyst
321-60-8	2-Fluorobiphenyl	0.107	0.165		65	%	30 - 170	TZ
4165-60-0	Nitrobenzene-d5	0.0986	0.165		60	%	30 - 170	TZ
1718-51-0	p-Terphenyl-d14	0.160	0.165		97	%	30 - 170	TZ

Millennium Laboratories Inc. - CERTIFICATE OF RESULTS

ML#:011500027-02 container [05]
Matrix: LQM-Soil
Percent Solids: 94.8 % Lab Filtered: No

Field Ident: SB-13 (2)
Preservative: None
Report Code: S8270C-LL
Instrument : SMB5973

Site Name: Site K
Date Collected:2015-01-13 10:55:00
SOP : MLSM-0004 MLSM-0005

Method: EPA 8270C Low Level PAH
Date Prepared:2015-01-22 10:00:00

Batch ID:012215Q
Date Analyzed: 2015-01-25 17:57:00

CAS#	Parameter	Result	QUAL	Units	LOD(MDL)	LOQ(PQL)	DF|QF	Analyst
90-12-0	1-Methylnaphthalene	0.0054	U	mg/Kg dw	0.0054	0.035	1.05	TZ
91-57-6	2-Methylnaphthalene	0.0038	U	mg/Kg dw	0.0038	0.035	1.05	TZ
83-32-9	Acenaphthene	0.00071	U	mg/Kg dw	0.00071	0.035	1.05	TZ
208-96-8	Acenaphthylene	0.0014	U	mg/Kg dw	0.0014	0.035	1.05	TZ
120-12-7	Anthracene	0.00053	U	mg/Kg dw	0.00053	0.0070	1.05	TZ
56-55-3	Benz(a)Anthracene	0.0012	U	mg/Kg dw	0.0012	0.0070	1.05	TZ
50-32-8	Benzo(a)pyrene	**0.019**		mg/Kg dw	0.0013	0.0070	1.05	TZ
205-99-2	Benzo(b)fluoranthene	0.0021	U	mg/Kg dw	0.0021	0.0070	1.05	TZ
191-24-2	Benzo(g,h,i)perylene	0.0038	U	mg/Kg dw	0.0038	0.018	1.05	TZ
207-08-9	Benzo(k)fluoranthene	0.0020	U	mg/Kg dw	0.0020	0.0070	1.05	TZ
218-01-9	Chrysene	**0.0026**	**I**	mg/Kg dw	0.0011	0.0070	1.05	TZ
53-70-3	Dibenz(a,h)Anthracene	0.0039	U	mg/Kg dw	0.0039	0.0070	1.05	TZ
206-44-0	Fluoranthene	**0.016**	**I**	mg/Kg dw	0.0018	0.018	1.05	TZ
86-73-7	Fluorene	0.00087	U	mg/Kg dw	0.00087	0.018	1.05	TZ
193-39-5	Indeno(1,2,3-cd)pyrene	0.0025	U	mg/Kg dw	0.0025	0.0070	1.05	TZ
91-20-3	Naphthalene	0.00040	U	mg/Kg dw	0.00040	0.035	1.05	TZ
85-01-8	Phenanthrene	0.00081	U	mg/Kg dw	0.00081	0.0070	1.05	TZ
129-00-0	Pyrene	**0.019**		mg/Kg dw	0.0044	0.018	1.05	TZ

Surrogates

CAS#	Parameter	Result	Expect Value	QUAL	Recovery	Unit	Limits	Analyst
321-60-8	2-Fluorobiphenyl	0.117	0.165		71	%	30 - 170	TZ
4165-60-0	Nitrobenzene-d5	0.110	0.165		67	%	30 - 170	TZ
1718-51-0	p-Terphenyl-d14	0.163	0.165		99	%	30 - 170	TZ

Millennium Laboratories Inc. - CERTIFICATE OF RESULTS

ML#:011500027-03 container [05] Field Ident: SB-1 (2) Site Name: Site K
Matrix: LQM-Soil Preservative: None Date Collected:2015-01-13 13:50:00
Percent Solids: 97.8 % Lab Filtered: No Report Code: S8270C-LL SOP : MLSM-0004 MLSM-0005
Instrument : SMB5973
Method: EPA 8270C Low Level PAH Batch ID:012215Q
Date Prepared:2015-01-22 10:00:00 Date Analyzed: 2015-01-25 18:29:00

CAS#	Parameter	Result	QUAL	Units	LOD(MDL)	LOQ(PQL)	DF|QF	Analyst
90-12-0	1-Methylnaphthalene	0.0052	U	mg/Kg dw	0.0052	0.034	1.02	TZ
91-57-6	2-Methylnaphthalene	0.0037	U	mg/Kg dw	0.0037	0.034	1.02	TZ
83-32-9	Acenaphthene	0.00069	U	mg/Kg dw	0.00069	0.034	1.02	TZ
208-96-8	Acenaphthylene	0.0013	U	mg/Kg dw	0.0013	0.034	1.02	TZ
120-12-7	Anthracene	0.00051	U	mg/Kg dw	0.00051	0.0068	1.02	TZ
56-55-3	Benz(a)Anthracene	0.0011	U	mg/Kg dw	0.0011	0.0068	1.02	TZ
50-32-8	Benzo(a)pyrene	0.0012	U	mg/Kg dw	0.0012	0.0068	1.02	TZ
205-99-2	Benzo(b)fluoranthene	0.0020	U	mg/Kg dw	0.0020	0.0068	1.02	TZ
191-24-2	Benzo(g,h,i)perylene	0.0037	U	mg/Kg dw	0.0037	0.017	1.02	TZ
207-08-9	Benzo(k)fluoranthene	0.0019	U	mg/Kg dw	0.0019	0.0068	1.02	TZ
218-01-9	Chrysene	0.0010	U	mg/Kg dw	0.0010	0.0068	1.02	TZ
53-70-3	Dibenz(a,h)Anthracene	0.0038	U	mg/Kg dw	0.0038	0.0068	1.02	TZ
206-44-0	Fluoranthene	0.0017	U	mg/Kg dw	0.0017	0.017	1.02	TZ
86-73-7	Fluorene	0.00085	U	mg/Kg dw	0.00085	0.017	1.02	TZ
193-39-5	Indeno(1,2,3-cd)pyrene	0.0024	U	mg/Kg dw	0.0024	0.0068	1.02	TZ
91-20-3	Naphthalene	0.00039	U	mg/Kg dw	0.00039	0.034	1.02	TZ
85-01-8	Phenanthrene	0.00079	U	mg/Kg dw	0.00079	0.0068	1.02	TZ
129-00-0	Pyrene	0.0043	U	mg/Kg dw	0.0043	0.017	1.02	TZ

Surrogates

CAS#	Parameter	Result	Expect Value	QUAL	Recovery	Unit	Limits	Analyst
321-60-8	2-Fluorobiphenyl	0.131	0.165		79	%	30 - 170	TZ
4165-60-0	Nitrobenzene-d5	0.109	0.165		66	%	30 - 170	TZ
1718-51-0	p-Terphenyl-d14	0.159	0.165		97	%	30 - 170	TZ

Millennium Laboratories Inc. - CERTIFICATE OF RESULTS

ML#:011500027-04 container [05]
Matrix: LQM-Soil
Percent Solids: 96.6 % Lab Filtered: No

Field Ident: SB-9 (2)
Preservative: None
Report Code: S8270C-LL
Instrument : SMB5973

Site Name: Site K
Date Collected:2015-01-13 13:10:00
SOP : MLSM-0004 MLSM-0005

Method: EPA 8270C Low Level PAH
Date Prepared:2015-01-22 10:00:00

Batch ID:012215Q
Date Analyzed: 2015-01-25 19:00:00

CAS#	Parameter	Result	QUAL	Units	LOD(MDL)	LOQ(PQL)	DF|QF	Analyst
90-12-0	1-Methylnaphthalene	0.0053	U	mg/Kg dw	0.0053	0.034	1.03	TZ
91-57-6	2-Methylnaphthalene	0.0037	U	mg/Kg dw	0.0037	0.034	1.03	TZ
83-32-9	Acenaphthene	0.00070	U	mg/Kg dw	0.00070	0.034	1.03	TZ
208-96-8	Acenaphthylene	0.0013	U	mg/Kg dw	0.0013	0.034	1.03	TZ
120-12-7	Anthracene	0.00052	U	mg/Kg dw	0.00052	0.0069	1.03	TZ
56-55-3	Benz(a)Anthracene	0.0011	U	mg/Kg dw	0.0011	0.0069	1.03	TZ
50-32-8	Benzo(a)pyrene	0.0012	U	mg/Kg dw	0.0012	0.0069	1.03	TZ
205-99-2	Benzo(b)fluoranthene	0.0021	U	mg/Kg dw	0.0021	0.0069	1.03	TZ
191-24-2	Benzo(g,h,i)perylene	0.0037	U	mg/Kg dw	0.0037	0.018	1.03	TZ
207-08-9	Benzo(k)fluoranthene	0.0020	U	mg/Kg dw	0.0020	0.0069	1.03	TZ
218-01-9	Chrysene	0.0010	U	mg/Kg dw	0.0010	0.0069	1.03	TZ
53-70-3	Dibenz(a,h)Anthracene	0.0038	U	mg/Kg dw	0.0038	0.0069	1.03	TZ
206-44-0	Fluoranthene	**0.010**	**I**	mg/Kg dw	0.0018	0.018	1.03	TZ
86-73-7	Fluorene	0.00085	U	mg/Kg dw	0.00085	0.018	1.03	TZ
193-39-5	Indeno(1,2,3-cd)pyrene	0.0025	U	mg/Kg dw	0.0025	0.0069	1.03	TZ
91-20-3	Naphthalene	0.00039	U	mg/Kg dw	0.00039	0.034	1.03	TZ
85-01-8	Phenanthrene	0.00079	U	mg/Kg dw	0.00079	0.0069	1.03	TZ
129-00-0	Pyrene	**0.0096**	**I**	mg/Kg dw	0.0043	0.018	1.03	TZ

Surrogates

CAS#	Parameter	Result	Expect Value	QUAL	Recovery	Unit	Limits	Analyst
321-60-8	2-Fluorobiphenyl	0.126	0.165		76	%	30 - 170	TZ
4165-60-0	Nitrobenzene-d5	0.110	0.165		67	%	30 - 170	TZ
1718-51-0	p-Terphenyl-d14	0.156	0.165		95	%	30 - 170	TZ

Millennium Laboratories Inc. - CERTIFICATE OF RESULTS

ML#:011500027-05 container [05]
Matrix: LQM-Soil
Percent Solids: 96.6 % Lab Filtered: No

Field Ident: SB-10 (4)
Preservative: None
Report Code: S8270C-LL
Instrument : SMB5973

Site Name: Site K
Date Collected:2015-01-13 12:25:00
SOP : MLSM-0004 MLSM-0005

Method: EPA 8270C Low Level PAH
Date Prepared:2015-01-22 10:00:00

Batch ID:012215Q
Date Analyzed: 2015-01-25 19:32:00

CAS#	Parameter	Result	QUAL	Units	LOD(MDL)	LOQ(PQL)	DF|QF	Analyst
90-12-0	1-Methylnaphthalene	0.0053	U	mg/Kg dw	0.0053	0.034	1.04	TZ
91-57-6	2-Methylnaphthalene	0.0037	U	mg/Kg dw	0.0037	0.034	1.04	TZ
83-32-9	Acenaphthene	0.00071	U	mg/Kg dw	0.00071	0.034	1.04	TZ
208-96-8	Acenaphthylene	0.0014	U	mg/Kg dw	0.0014	0.034	1.04	TZ
120-12-7	Anthracene	0.00052	U	mg/Kg dw	0.00052	0.0070	1.04	TZ
56-55-3	Benz(a)Anthracene	0.0011	U	mg/Kg dw	0.0011	0.0070	1.04	TZ
50-32-8	Benzo(a)pyrene	0.0012	U	mg/Kg dw	0.0012	0.0070	1.04	TZ
205-99-2	Benzo(b)fluoranthene	0.0021	U	mg/Kg dw	0.0021	0.0070	1.04	TZ
191-24-2	Benzo(g,h,i)perylene	0.0037	U	mg/Kg dw	0.0037	0.018	1.04	TZ
207-08-9	Benzo(k)fluoranthene	0.0020	U	mg/Kg dw	0.0020	0.0070	1.04	TZ
218-01-9	Chrysene	0.0010	U	mg/Kg dw	0.0010	0.0070	1.04	TZ
53-70-3	Dibenz(a,h)Anthracene	0.0038	U	mg/Kg dw	0.0038	0.0070	1.04	TZ
206-44-0	Fluoranthene	**0.0033**	**I**	mg/Kg dw	0.0018	0.018	1.04	TZ
86-73-7	Fluorene	0.00086	U	mg/Kg dw	0.00086	0.018	1.04	TZ
193-39-5	Indeno(1,2,3-cd)pyrene	0.0025	U	mg/Kg dw	0.0025	0.0070	1.04	TZ
91-20-3	Naphthalene	0.00040	U	mg/Kg dw	0.00040	0.034	1.04	TZ
85-01-8	Phenanthrene	0.00080	U	mg/Kg dw	0.00080	0.0070	1.04	TZ
129-00-0	Pyrene	0.0044	U	mg/Kg dw	0.0044	0.018	1.04	TZ

Surrogates

CAS#	Parameter	Result	Expect Value	QUAL	Recovery	Unit	Limits	Analyst
321-60-8	2-Fluorobiphenyl	0.133	0.165		81	%	30 - 170	TZ
4165-60-0	Nitrobenzene-d5	0.104	0.165		63	%	30 - 170	TZ
1718-51-0	p-Terphenyl-d14	0.138	0.165		83	%	30 - 170	TZ

Millennium Laboratories Inc. - CERTIFICATE OF RESULTS

ML#:011500027-06 container [05]
Matrix: LQM-Soil
Percent Solids: 93.8 % Lab Filtered: No

Field Ident: SB-10 (0.5)
Preservative: None
Report Code: S8270C-LL
Instrument : SMB5973

Site Name: Site K
Date Collected:2015-01-13 12:25:00
SOP : MLSM-0004 MLSM-0005

Method: EPA 8270C Low Level PAH
Date Prepared:2015-01-22 10:00:00

Batch ID:012215Q
Date Analyzed: 2015-01-25 20:03:00

CAS#	Parameter	Result	QUAL	Units	LOD(MDL)	LOQ(PQL)	DF|QF	Analyst
90-12-0	1-Methylnaphthalene	0.0055	U	mg/Kg dw	0.0055	0.035	1.07	TZ
91-57-6	2-Methylnaphthalene	0.0039	U	mg/Kg dw	0.0039	0.035	1.07	TZ
83-32-9	Acenaphthene	0.00073	U	mg/Kg dw	0.00073	0.035	1.07	TZ
208-96-8	Acenaphthylene	0.0014	U	mg/Kg dw	0.0014	0.035	1.07	TZ
120-12-7	Anthracene	0.00054	U	mg/Kg dw	0.00054	0.0072	1.07	TZ
56-55-3	Benz(a)Anthracene	0.0012	U	mg/Kg dw	0.0012	0.0072	1.07	TZ
50-32-8	Benzo(a)pyrene	0.0013	U	mg/Kg dw	0.0013	0.0072	1.07	TZ
205-99-2	Benzo(b)fluoranthene	0.0021	U	mg/Kg dw	0.0021	0.0072	1.07	TZ
191-24-2	Benzo(g,h,i)perylene	0.0039	U	mg/Kg dw	0.0039	0.018	1.07	TZ
207-08-9	Benzo(k)fluoranthene	0.0020	U	mg/Kg dw	0.0020	0.0072	1.07	TZ
218-01-9	Chrysene	0.0011	U	mg/Kg dw	0.0011	0.0072	1.07	TZ
53-70-3	Dibenz(a,h)Anthracene	0.0040	U	mg/Kg dw	0.0040	0.0072	1.07	TZ
206-44-0	Fluoranthene	0.0018	U	mg/Kg dw	0.0018	0.018	1.07	TZ
86-73-7	Fluorene	0.00089	U	mg/Kg dw	0.00089	0.018	1.07	TZ
193-39-5	Indeno(1,2,3-cd)pyrene	0.0026	U	mg/Kg dw	0.0026	0.0072	1.07	TZ
91-20-3	Naphthalene	0.00041	U	mg/Kg dw	0.00041	0.035	1.07	TZ
85-01-8	Phenanthrene	0.00082	U	mg/Kg dw	0.00082	0.0072	1.07	TZ
129-00-0	Pyrene	0.0045	U	mg/Kg dw	0.0045	0.018	1.07	TZ

Surrogates

CAS#	Parameter	Result	Expect Value	QUAL	Recovery	Unit	Limits	Analyst
321-60-8	2-Fluorobiphenyl	0.129	0.165		78	%	30 - 170	TZ
4165-60-0	Nitrobenzene-d5	0.118	0.165		72	%	30 - 170	TZ
1718-51-0	p-Terphenyl-d14	0.152	0.165		92	%	30 - 170	TZ

Millennium Laboratories Inc. - CERTIFICATE OF RESULTS

ML#:011500027-07 container [05]
Matrix: LQM-Soil
Percent Solids: 94.9 % Lab Filtered: No

Field Ident: SB-10 (2)
Preservative: None
Report Code: S8270C-LL
Instrument : SMB5973

Site Name: Site K
Date Collected:2015-01-13 12:25:00
SOP : MLSM-0004 MLSM-0005

Method: EPA 8270C Low Level PAH
Date Prepared:2015-01-22 10:00:00

Batch ID:012215Q
Date Analyzed: 2015-01-25 20:35:00

CAS#	Parameter	Result	QUAL	Units	LOD(MDL)	LOQ(PQL)	DF|QF	Analyst
90-12-0	1-Methylnaphthalene	0.0054	U	mg/Kg dw	0.0054	0.035	1.05	TZ
91-57-6	2-Methylnaphthalene	0.0038	U	mg/Kg dw	0.0038	0.035	1.05	TZ
83-32-9	Acenaphthene	0.00071	U	mg/Kg dw	0.00071	0.035	1.05	TZ
208-96-8	Acenaphthylene	0.0014	U	mg/Kg dw	0.0014	0.035	1.05	TZ
120-12-7	Anthracene	0.00053	U	mg/Kg dw	0.00053	0.0070	1.05	TZ
56-55-3	Benz(a)Anthracene	0.0012	U	mg/Kg dw	0.0012	0.0070	1.05	TZ
50-32-8	Benzo(a)pyrene	0.0013	U	mg/Kg dw	0.0013	0.0070	1.05	TZ
205-99-2	Benzo(b)fluoranthene	0.0021	U	mg/Kg dw	0.0021	0.0070	1.05	TZ
191-24-2	Benzo(g,h,i)perylene	0.0038	U	mg/Kg dw	0.0038	0.018	1.05	TZ
207-08-9	Benzo(k)fluoranthene	0.0020	U	mg/Kg dw	0.0020	0.0070	1.05	TZ
218-01-9	Chrysene	0.0011	U	mg/Kg dw	0.0011	0.0070	1.05	TZ
53-70-3	Dibenz(a,h)Anthracene	0.0039	U	mg/Kg dw	0.0039	0.0070	1.05	TZ
206-44-0	Fluoranthene	**0.0063**	**I**	mg/Kg dw	0.0018	0.018	1.05	TZ
86-73-7	Fluorene	0.00087	U	mg/Kg dw	0.00087	0.018	1.05	TZ
193-39-5	Indeno(1,2,3-cd)pyrene	0.0025	U	mg/Kg dw	0.0025	0.0070	1.05	TZ
91-20-3	Naphthalene	0.00040	U	mg/Kg dw	0.00040	0.035	1.05	TZ
85-01-8	Phenanthrene	0.00081	U	mg/Kg dw	0.00081	0.0070	1.05	TZ
129-00-0	Pyrene	**0.0049**	**I**	mg/Kg dw	0.0044	0.018	1.05	TZ

Surrogates

CAS#	Parameter	Result	Expect Value	QUAL	Recovery	Unit	Limits	Analyst
321-60-8	2-Fluorobiphenyl	0.122	0.165		74	%	30 - 170	TZ
4165-60-0	Nitrobenzene-d5	0.101	0.165		61	%	30 - 170	TZ
1718-51-0	p-Terphenyl-d14	0.165	0.165		100	%	30 - 170	TZ

Millennium Laboratories Inc. - CERTIFICATE OF RESULTS

ML#:011500027-08 container [05]
Matrix: LQM-Soil
Percent Solids: 92.7 % Lab Filtered: No

Field Ident: SB-11 (4)
Preservative: None
Report Code: S8270C-LL
Instrument : SMB5973

Site Name: Site K
Date Collected:2015-01-13 11:45:00
SOP : MLSM-0004 MLSM-0005

Method: EPA 8270C Low Level PAH
Date Prepared:2015-01-22 10:00:00

Batch ID:012215Q
Date Analyzed: 2015-01-25 21:06:00

CAS#	Parameter	Result	QUAL	Units	LOD(MDL)	LOQ(PQL)	DF|QF	Analyst
90-12-0	1-Methylnaphthalene	0.0055	U	mg/Kg dw	0.0055	0.036	1.08	TZ
91-57-6	2-Methylnaphthalene	0.0039	U	mg/Kg dw	0.0039	0.036	1.08	TZ
83-32-9	Acenaphthene	0.00073	U	mg/Kg dw	0.00073	0.036	1.08	TZ
208-96-8	Acenaphthylene	0.0014	U	mg/Kg dw	0.0014	0.036	1.08	TZ
120-12-7	Anthracene	0.00054	U	mg/Kg dw	0.00054	0.0072	1.08	TZ
56-55-3	Benz(a)Anthracene	0.0012	U	mg/Kg dw	0.0012	0.0072	1.08	TZ
50-32-8	Benzo(a)pyrene	0.0013	U	mg/Kg dw	0.0013	0.0072	1.08	TZ
205-99-2	Benzo(b)fluoranthene	0.0022	U	mg/Kg dw	0.0022	0.0072	1.08	TZ
191-24-2	Benzo(g,h,i)perylene	0.0039	U	mg/Kg dw	0.0039	0.018	1.08	TZ
207-08-9	Benzo(k)fluoranthene	0.0021	U	mg/Kg dw	0.0021	0.0072	1.08	TZ
218-01-9	Chrysene	0.0011	U	mg/Kg dw	0.0011	0.0072	1.08	TZ
53-70-3	Dibenz(a,h)Anthracene	0.0040	U	mg/Kg dw	0.0040	0.0072	1.08	TZ
206-44-0	Fluoranthene	**0.0050**	**I**	mg/Kg dw	0.0018	0.018	1.08	TZ
86-73-7	Fluorene	0.00090	U	mg/Kg dw	0.00090	0.018	1.08	TZ
193-39-5	Indeno(1,2,3-cd)pyrene	0.0026	U	mg/Kg dw	0.0026	0.0072	1.08	TZ
91-20-3	Naphthalene	0.00041	U	mg/Kg dw	0.00041	0.036	1.08	TZ
85-01-8	Phenanthrene	0.00083	U	mg/Kg dw	0.00083	0.0072	1.08	TZ
129-00-0	Pyrene	0.0045	U	mg/Kg dw	0.0045	0.018	1.08	TZ

Surrogates

CAS#	Parameter	Result	Expect Value	QUAL	Recovery	Unit	Limits	Analyst
321-60-8	2-Fluorobiphenyl	0.121	0.165		74	%	30 - 170	TZ
4165-60-0	Nitrobenzene-d5	0.103	0.165		62	%	30 - 170	TZ
1718-51-0	p-Terphenyl-d14	0.144	0.165		87	%	30 - 170	TZ

Millennium Laboratories Inc. - CERTIFICATE OF RESULTS

ML#:011500027-09 container [05]
Matrix: LQM-Soil
Percent Solids: 86.9 % Lab Filtered: No

Field Ident: SB-11 (0.5)
Preservative: None
Report Code: S8270C-LL
Instrument : SMB5973

Site Name: Site K
Date Collected:2015-01-13 11:45:00
SOP : MLSM-0004 MLSM-0005

Method: EPA 8270C Low Level PAH
Date Prepared:2015-01-22 10:00:00

Batch ID:012215Q
Date Analyzed: 2015-01-25 21:38:00

CAS#	Parameter	Result	QUAL	Units	LOD(MDL)	LOQ(PQL)	DF|QF	Analyst
90-12-0	1-Methylnaphthalene	0.0059	U	mg/Kg dw	0.0059	0.038	1.15	TZ
91-57-6	2-Methylnaphthalene	0.0041	U	mg/Kg dw	0.0041	0.038	1.15	TZ
83-32-9	Acenaphthene	0.00078	U	mg/Kg dw	0.00078	0.038	1.15	TZ
208-96-8	Acenaphthylene	0.0015	U	mg/Kg dw	0.0015	0.038	1.15	TZ
120-12-7	Anthracene	**0.046**		mg/Kg dw	0.00058	0.0077	1.15	TZ
56-55-3	Benz(a)Anthracene	**0.090**		mg/Kg dw	0.0013	0.0077	1.15	TZ
50-32-8	Benzo(a)pyrene	0.0014	U	mg/Kg dw	0.0014	0.0077	1.15	TZ
205-99-2	Benzo(b)fluoranthene	0.0023	U	mg/Kg dw	0.0023	0.0077	1.15	TZ
191-24-2	Benzo(g,h,i)perylene	0.0041	U	mg/Kg dw	0.0041	0.020	1.15	TZ
207-08-9	Benzo(k)fluoranthene	0.0022	U	mg/Kg dw	0.0022	0.0077	1.15	TZ
218-01-9	Chrysene	**0.12**		mg/Kg dw	0.0012	0.0077	1.15	TZ
53-70-3	Dibenz(a,h)Anthracene	0.0043	U	mg/Kg dw	0.0043	0.0077	1.15	TZ
206-44-0	Fluoranthene	**0.44**		mg/Kg dw	0.0020	0.020	1.15	TZ
86-73-7	Fluorene	0.00095	U	mg/Kg dw	0.00095	0.020	1.15	TZ
193-39-5	Indeno(1,2,3-cd)pyrene	0.0028	U	mg/Kg dw	0.0028	0.0077	1.15	TZ
91-20-3	Naphthalene	0.00044	U	mg/Kg dw	0.00044	0.038	1.15	TZ
85-01-8	Phenanthrene	**0.16**		mg/Kg dw	0.00089	0.0077	1.15	TZ
129-00-0	Pyrene	**0.48**		mg/Kg dw	0.0048	0.020	1.15	TZ

Surrogates

CAS#	Parameter	Result	Expect Value	QUAL	Recovery	Unit	Limits	Analyst
321-60-8	2-Fluorobiphenyl	0.145	0.165		88	%	30 - 170	TZ
4165-60-0	Nitrobenzene-d5	0.136	0.165		82	%	30 - 170	TZ
1718-51-0	p-Terphenyl-d14	0.157	0.165		95	%	30 - 170	TZ

Millennium Laboratories Inc. - CERTIFICATE OF RESULTS

ML#:011500027-10 container [05]
Matrix: LQM-Soil
Percent Solids: 97.7 % Lab Filtered: No

Field Ident: SB-13 (4)
Preservative: None
Report Code: S8270C-LL
Instrument : SMB5973

Site Name: Site K
Date Collected:2015-01-13 10:55:00
SOP : MLSM-0004 MLSM-0005

Method: EPA 8270C Low Level PAH
Date Prepared:2015-01-22 10:00:00

Batch ID:012215Q
Date Analyzed: 2015-01-25 15:51:00

CAS#	Parameter	Result	QUAL	Units	LOD(MDL)	LOQ(PQL)	DF|QF	Analyst
90-12-0	1-Methylnaphthalene	0.0052	U	mg/Kg dw	0.0052	0.034	1.02	TZ
91-57-6	2-Methylnaphthalene	0.0037	U	mg/Kg dw	0.0037	0.034	1.02	TZ
83-32-9	Acenaphthene	0.00069	U	mg/Kg dw	0.00069	0.034	1.02	TZ
208-96-8	Acenaphthylene	0.0013	U	mg/Kg dw	0.0013	0.034	1.02	TZ
120-12-7	Anthracene	0.00051	U	mg/Kg dw	0.00051	0.0068	1.02	TZ
56-55-3	Benz(a)Anthracene	0.0011	U	mg/Kg dw	0.0011	0.0068	1.02	TZ
50-32-8	Benzo(a)pyrene	0.0012	U	mg/Kg dw	0.0012	0.0068	1.02	TZ
205-99-2	Benzo(b)fluoranthene	0.0020	U	mg/Kg dw	0.0020	0.0068	1.02	TZ
191-24-2	Benzo(g,h,i)perylene	0.0037	U	mg/Kg dw	0.0037	0.017	1.02	TZ
207-08-9	Benzo(k)fluoranthene	0.0019	U	mg/Kg dw	0.0019	0.0068	1.02	TZ
218-01-9	Chrysene	0.0010	U	mg/Kg dw	0.0010	0.0068	1.02	TZ
53-70-3	Dibenz(a,h)Anthracene	0.0038	U	mg/Kg dw	0.0038	0.0068	1.02	TZ
206-44-0	Fluoranthene	0.0017	U	mg/Kg dw	0.0017	0.017	1.02	TZ
86-73-7	Fluorene	0.00085	U	mg/Kg dw	0.00085	0.017	1.02	TZ
193-39-5	Indeno(1,2,3-cd)pyrene	0.0024	U	mg/Kg dw	0.0024	0.0068	1.02	TZ
91-20-3	Naphthalene	0.00039	U	mg/Kg dw	0.00039	0.034	1.02	TZ
85-01-8	Phenanthrene	0.00079	U	mg/Kg dw	0.00079	0.0068	1.02	TZ
129-00-0	Pyrene	0.0043	U	mg/Kg dw	0.0043	0.017	1.02	TZ

Surrogates

CAS#	Parameter	Result	Expect Value	QUAL	Recovery	Unit	Limits	Analyst
321-60-8	2-Fluorobiphenyl	0.140	0.165		85	%	30 - 170	TZ
4165-60-0	Nitrobenzene-d5	0.111	0.165		67	%	30 - 170	TZ
1718-51-0	p-Terphenyl-d14	0.151	0.165		92	%	30 - 170	TZ

Millennium Laboratories Inc. - CERTIFICATE OF RESULTS

ML#:011500027-11 container [05]
Matrix: LQM-Soil
Percent Solids: 93.1 % Lab Filtered: No

Field Ident: SB-11 (2)
Preservative: None
Report Code: S8270C-LL
Instrument : SMB5973

Site Name: Site K
Date Collected:2015-01-13 11:45:00
SOP : MLSM-0004 MLSM-0005

Method: EPA 8270C Low Level PAH
Date Prepared:2015-01-22 10:00:00

Batch ID:012215Q
Date Analyzed: 2015-01-25 22:10:00

CAS#	Parameter	Result	QUAL	Units	LOD(MDL)	LOQ(PQL)	DF|QF	Analyst
90-12-0	1-Methylnaphthalene	0.0055	U	mg/Kg dw	0.0055	0.035	1.07	TZ
91-57-6	2-Methylnaphthalene	0.0039	U	mg/Kg dw	0.0039	0.035	1.07	TZ
83-32-9	Acenaphthene	0.00073	U	mg/Kg dw	0.00073	0.035	1.07	TZ
208-96-8	Acenaphthylene	0.0014	U	mg/Kg dw	0.0014	0.035	1.07	TZ
120-12-7	Anthracene	0.00054	U	mg/Kg dw	0.00054	0.0072	1.07	TZ
56-55-3	Benz(a)Anthracene	0.0012	U	mg/Kg dw	0.0012	0.0072	1.07	TZ
50-32-8	Benzo(a)pyrene	0.0013	U	mg/Kg dw	0.0013	0.0072	1.07	TZ
205-99-2	Benzo(b)fluoranthene	0.0021	U	mg/Kg dw	0.0021	0.0072	1.07	TZ
191-24-2	Benzo(g,h,i)perylene	0.0039	U	mg/Kg dw	0.0039	0.018	1.07	TZ
207-08-9	Benzo(k)fluoranthene	0.0020	U	mg/Kg dw	0.0020	0.0072	1.07	TZ
218-01-9	Chrysene	0.0011	U	mg/Kg dw	0.0011	0.0072	1.07	TZ
53-70-3	Dibenz(a,h)Anthracene	0.0040	U	mg/Kg dw	0.0040	0.0072	1.07	TZ
206-44-0	Fluoranthene	**0.0033**	**I**	mg/Kg dw	0.0018	0.018	1.07	TZ
86-73-7	Fluorene	0.00089	U	mg/Kg dw	0.00089	0.018	1.07	TZ
193-39-5	Indeno(1,2,3-cd)pyrene	0.0026	U	mg/Kg dw	0.0026	0.0072	1.07	TZ
91-20-3	Naphthalene	0.00041	U	mg/Kg dw	0.00041	0.035	1.07	TZ
85-01-8	Phenanthrene	0.00082	U	mg/Kg dw	0.00082	0.0072	1.07	TZ
129-00-0	Pyrene	0.0045	U	mg/Kg dw	0.0045	0.018	1.07	TZ

Surrogates

CAS#	Parameter	Result	Expect Value	QUAL	Recovery	Unit	Limits	Analyst
321-60-8	2-Fluorobiphenyl	0.143	0.165		87	%	30 - 170	TZ
4165-60-0	Nitrobenzene-d5	0.120	0.165		72	%	30 - 170	TZ
1718-51-0	p-Terphenyl-d14	0.152	0.165		92	%	30 - 170	TZ

Millennium Laboratories Inc. - CERTIFICATE OF RESULTS

ML#:011500027-12 container [05]
Matrix: LQM-Soil
Percent Solids: 91.9 % Lab Filtered: No

Field Ident: SB-13 (0.5)
Preservative: None
Report Code: S8270C-LL
Instrument : SMB5973

Site Name: Site K
Date Collected:2015-01-13 10:55:00
SOP : MLSM-0004 MLSM-0005

Method: EPA 8270C Low Level PAH
Date Prepared:2015-01-22 10:00:00

Batch ID:012215Q
Date Analyzed: 2015-01-25 22:41:00

CAS#	Parameter	Result	QUAL	Units	LOD(MDL)	LOQ(PQL)	DF|QF	Analyst
90-12-0	1-Methylnaphthalene	0.0063	U	mg/Kg dw	0.0063	0.041	1.24	TZ
91-57-6	2-Methylnaphthalene	0.0045	U	mg/Kg dw	0.0045	0.041	1.24	TZ
83-32-9	Acenaphthene	**0.0033**	**I**	mg/Kg dw	0.00084	0.041	1.24	TZ
208-96-8	Acenaphthylene	**0.0082**	**I**	mg/Kg dw	0.0016	0.041	1.24	TZ
120-12-7	Anthracene	**0.10**		mg/Kg dw	0.00062	0.0083	1.24	TZ
56-55-3	Benz(a)Anthracene	**2.0**	**L**	mg/Kg dw	0.0014	0.0083	1.24	TZ
50-32-8	Benzo(a)pyrene	**1.3**	**L**	mg/Kg dw	0.0015	0.0083	1.24	TZ
205-99-2	Benzo(b)fluoranthene	0.0025	U	mg/Kg dw	0.0025	0.0083	1.24	TZ
191-24-2	Benzo(g,h,i)perylene	**2.0**	**L**	mg/Kg dw	0.0045	0.021	1.24	TZ
207-08-9	Benzo(k)fluoranthene	**1.3**	**L**	mg/Kg dw	0.0024	0.0083	1.24	TZ
218-01-9	Chrysene	**2.5**	**L**	mg/Kg dw	0.0012	0.0083	1.24	TZ
53-70-3	Dibenz(a,h)Anthracene	0.0046	U	mg/Kg dw	0.0046	0.0083	1.24	TZ
206-44-0	Fluoranthene	**1.8**	**L**	mg/Kg dw	0.0021	0.021	1.24	TZ
86-73-7	Fluorene	**0.0065**	**I**	mg/Kg dw	0.0010	0.021	1.24	TZ
193-39-5	Indeno(1,2,3-cd)pyrene	**2.1**	**L**	mg/Kg dw	0.0030	0.0083	1.24	TZ
91-20-3	Naphthalene	0.00047	U	mg/Kg dw	0.00047	0.041	1.24	TZ
85-01-8	Phenanthrene	**0.44**		mg/Kg dw	0.00095	0.0083	1.24	TZ
129-00-0	Pyrene	**5.2**	**L**	mg/Kg dw	0.0052	0.021	1.24	TZ

Surrogates

CAS#	Parameter	Result	Expect Value	QUAL	Recovery	Unit	Limits	Analyst
321-60-8	2-Fluorobiphenyl	0.143	0.165		87	%	30 - 170	TZ
4165-60-0	Nitrobenzene-d5	0.124	0.165		75	%	30 - 170	TZ
1718-51-0	p-Terphenyl-d14	0.121	0.165		73	%	30 - 170	TZ

Millennium Laboratories Inc. - CERTIFICATE OF RESULTS

ML#:011500027-12 DL container [05] Field Ident: SB-13 (0.5) Site Name: Site K
Matrix: LQM-Soil Preservative: None Date Collected:2015-01-13 10:55:00
Percent Solids: 91.9 % Lab Filtered: No Report Code: S8270C-LL SOP : MLSM-0004 MLSM-0005
Instrument : SMB5973
Method: EPA 8270C Low Level PAH Batch ID:012215Q
Date Prepared:2015-01-22 10:00:00 Date Analyzed: 2015-01-26 17:10:00

CAS#	Parameter	Result	QUAL	Units	LOD(MDL)	LOQ(PQL)	DF|QF	Analyst
56-55-3	Benz(a)Anthracene	**2.2**		mg/Kg dw	0.014	0.083	12.4	TZ
50-32-8	Benzo(a)pyrene	**2.7**		mg/Kg dw	0.015	0.083	12.4	TZ
191-24-2	Benzo(g,h,i)perylene	**3.6**		mg/Kg dw	0.045	0.21	12.4	TZ
207-08-9	Benzo(k)fluoranthene	**2.5**		mg/Kg dw	0.024	0.083	12.4	TZ
218-01-9	Chrysene	**1.9**		mg/Kg dw	0.012	0.083	12.4	TZ
206-44-0	Fluoranthene	**3.1**		mg/Kg dw	0.021	0.21	12.4	TZ
193-39-5	Indeno(1,2,3-cd)pyrene	**3.8**		mg/Kg dw	0.030	0.083	12.4	TZ
129-00-0	Pyrene	**5.0**		mg/Kg dw	0.052	0.21	12.4	TZ

Surrogates

CAS#	Parameter	Result	Expect Value	QUAL	Recovery	Unit	Limits	Analyst
321-60-8	2-Fluorobiphenyl	D	0.165	J1	D	%	30 - 170	TZ
4165-60-0	Nitrobenzene-d5	D	0.165	J1	D	%	30 - 170	TZ
1718-51-0	p-Terphenyl-d14	D	0.165	J1	D	%	30 - 170	TZ

Millennium Laboratories Inc. - CERTIFICATE OF RESULTS

ML#:011500027-01 container [06]
Matrix: LQM-Soil
Percent Solids: 95.2 % Lab Filtered: No

Field Ident: SB-2 (0.5)
Preservative: None
Report Code: S7471A-Hg
Instrument : MET-HG-01

Site Name: Site K
Date Collected:2015-01-13 14:40:00
SOP : MLME-0011

Method: EPA 7471A Mercury (Hg)
Date Prepared:2015-01-23 12:54:00

Batch ID:012315HS2
Date Analyzed: 2015-01-23 18:38:00

CAS#	Parameter	Result	QUAL	Units	LOD(MDL)	LOQ(PQL)	DF|QF	Analyst
7439-97-6	Mercury	0.0073	U	mg/Kg dw	0.0073	0.015	0.730	PSS

Millennium Laboratories Inc. - CERTIFICATE OF RESULTS

ML#:011500027-02 container [06]
Matrix: LQM-Soil
Percent Solids: 94.8 % Lab Filtered: No

Field Ident: SB-13 (2)
Preservative: None
Report Code: S7471A-Hg
Instrument : MET-HG-01

Site Name: Site K
Date Collected:2015-01-13 10:55:00
SOP : MLME-0011

Method: EPA 7471A Mercury (Hg)
Date Prepared:2015-01-23 12:54:00

Batch ID:012315HS2
Date Analyzed: 2015-01-23 18:38:00

CAS#	Parameter	Result	QUAL	Units	LOD(MDL)	LOQ(PQL)	DF|QF	Analyst
7439-97-6	Mercury	0.0073	U	mg/Kg dw	0.0073	0.015	0.730	PSS

Millennium Laboratories Inc. - CERTIFICATE OF RESULTS

ML#:011500027-03 container [06]
Matrix: LQM-Soil
Percent Solids: 97.8 % Lab Filtered: No

Field Ident: SB-1 (2)
Preservative: None
Report Code: S7471A-Hg
Instrument : MET-HG-01

Site Name: Site K
Date Collected:2015-01-13 13:50:00
SOP : MLME-0011

Method: EPA 7471A Mercury (Hg)
Date Prepared:2015-01-23 12:54:00

Batch ID:012315HS2
Date Analyzed: 2015-01-23 18:38:00

CAS#	Parameter	Result	QUAL	Units	LOD(MDL)	LOQ(PQL)	DF|QF	Analyst
7439-97-6	Mercury	0.0072	U	mg/Kg dw	0.0072	0.014	0.720	PSS

Millennium Laboratories Inc. - CERTIFICATE OF RESULTS

ML#:011500027-04 container [06]
Matrix: LQM-Soil
Percent Solids: 96.6 % Lab Filtered: No

Field Ident: SB-9 (2)
Preservative: None
Report Code: S7471A-Hg
Instrument : MET-HG-01

Site Name: Site K
Date Collected:2015-01-13 13:10:00
SOP : MLME-0011

Method: EPA 7471A Mercury (Hg)
Date Prepared:2015-01-23 12:54:00

Batch ID:012315HS2
Date Analyzed: 2015-01-23 18:38:00

CAS#	Parameter	Result	QUAL	Units	LOD(MDL)	LOQ(PQL)	DF|QF	Analyst
7439-97-6	Mercury	0.0067	U	mg/Kg dw	0.0067	0.013	0.670	PSS

Millennium Laboratories Inc. - CERTIFICATE OF RESULTS

ML#:011500027-05 container [06]
Matrix: LQM-Soil
Percent Solids: 96.6 % Lab Filtered: No

Field Ident: SB-10 (4)
Preservative: None
Report Code: S7471A-Hg
Instrument : MET-HG-01

Site Name: Site K
Date Collected:2015-01-13 12:25:00
SOP : MLME-0011

Method: EPA 7471A Mercury (Hg)
Date Prepared:2015-01-23 12:54:00

Batch ID:012315HS2
Date Analyzed: 2015-01-23 18:38:00

CAS#	Parameter	Result	QUAL	Units	LOD(MDL)	LOQ(PQL)	DF|QF	Analyst
7439-97-6	Mercury	0.0073	U	mg/Kg dw	0.0073	0.015	0.730	PSS

Millennium Laboratories Inc. - CERTIFICATE OF RESULTS

ML#:011500027-06 container [06]
Matrix: LQM-Soil
Percent Solids: 93.8 % Lab Filtered: No

Field Ident: SB-10 (0.5)
Preservative: None
Report Code: S7471A-Hg
Instrument : MET-HG-01

Site Name: Site K
Date Collected:2015-01-13 12:25:00
SOP : MLME-0011

Method: EPA 7471A Mercury (Hg)
Date Prepared:2015-01-23 12:54:00

Batch ID:012315HS2
Date Analyzed: 2015-01-23 18:38:00

CAS#	Parameter	Result	QUAL	Units	LOD(MDL)	LOQ(PQL)	DF|QF	Analyst
7439-97-6	Mercury	0.0075	U	mg/Kg dw	0.0075	0.015	0.750	PSS

Millennium Laboratories Inc. - CERTIFICATE OF RESULTS

ML#:011500027-07 container [06]
Matrix: LQM-Soil
Percent Solids: 94.9 % Lab Filtered: No

Field Ident: SB-10 (2)
Preservative: None
Report Code: S7471A-Hg
Instrument : MET-HG-01

Site Name: Site K
Date Collected:2015-01-13 12:25:00
SOP : MLME-0011

Method: EPA 7471A Mercury (Hg)
Date Prepared:2015-01-27 17:10:00

Batch ID:012715HS1
Date Analyzed: 2015-01-28 16:26:00

CAS#	Parameter	Result	QUAL	Units	LOD(MDL)	LOQ(PQL)	DF|QF	Analyst
7439-97-6	Mercury	**0.010**	**I**	mg/Kg dw	0.0074	0.015	0.740	PSS

Millennium Laboratories Inc. - CERTIFICATE OF RESULTS

ML#:011500027-08 container [06]
Matrix: LQM-Soil
Percent Solids: 92.7 % Lab Filtered: No

Field Ident: SB-11 (4)
Preservative: None
Report Code: S7471A-Hg
Instrument : MET-HG-01

Site Name: Site K
Date Collected:2015-01-13 11:45:00
SOP : MLME-0011

Method: EPA 7471A Mercury (Hg)
Date Prepared:2015-01-27 17:10:00

Batch ID:012715HS1
Date Analyzed: 2015-01-28 16:26:00

CAS#	Parameter	Result	QUAL	Units	LOD(MDL)	LOQ(PQL)	DF|QF	Analyst
7439-97-6	Mercury	**0.012**	**I**	mg/Kg dw	0.0069	0.014	0.690	PSS

Millennium Laboratories Inc. - CERTIFICATE OF RESULTS

ML#:011500027-09 container [06]
Matrix: LQM-Soil
Percent Solids: 86.9 % Lab Filtered: No

Field Ident: SB-11 (0.5)
Preservative: None
Report Code: S7471A-Hg
Instrument : MET-HG-01

Site Name: Site K
Date Collected:2015-01-13 11:45:00
SOP : MLME-0011

Method: EPA 7471A Mercury (Hg)
Date Prepared:2015-01-27 17:10:00

Batch ID:012715HS1
Date Analyzed: 2015-01-28 16:26:00

CAS#	Parameter	Result	QUAL	Units	LOD(MDL)	LOQ(PQL)	DF|QF	Analyst
7439-97-6	Mercury	0.0058	U	mg/Kg dw	0.0058	0.012	0.580	PSS

Millennium Laboratories Inc. - CERTIFICATE OF RESULTS

ML#:011500027-10 container [06]
Matrix: LQM-Soil
Percent Solids: 97.7 % Lab Filtered: No

Field Ident: SB-13 (4)
Preservative: None
Report Code: S7471A-Hg
Instrument : MET-HG-01

Site Name: Site K
Date Collected:2015-01-13 10:55:00
SOP : MLME-0011

Method: EPA 7471A Mercury (Hg)
Date Prepared:2015-01-27 17:10:00

Batch ID:012715HS1
Date Analyzed: 2015-01-28 16:26:00

CAS#	Parameter	Result	QUAL	Units	LOD(MDL)	LOQ(PQL)	DF|QF	Analyst
7439-97-6	Mercury	0.0082	U	mg/Kg dw	0.0082	0.016	0.820	PSS

Millennium Laboratories Inc. - CERTIFICATE OF RESULTS

ML#:011500027-11 container [06]
Matrix: LQM-Soil
Percent Solids: 93.1 % Lab Filtered: No

Field Ident: SB-11 (2)
Preservative: None
Report Code: S7471A-Hg
Instrument : MET-HG-01

Site Name: Site K
Date Collected:2015-01-13 11:45:00
SOP : MLME-0011

Method: EPA 7471A Mercury (Hg)
Date Prepared:2015-01-27 17:10:00

Batch ID:012715HS1
Date Analyzed: 2015-01-28 16:26:00

CAS#	Parameter	Result	QUAL	Units	LOD(MDL)	LOQ(PQL)	DF|QF	Analyst
7439-97-6	Mercury	0.0063	U	mg/Kg dw	0.0063	0.013	0.630	PSS

Millennium Laboratories Inc. - CERTIFICATE OF RESULTS

ML#:011500027-12 container [06]
Matrix: LQM-Soil
Percent Solids: 91.9 % Lab Filtered: No

Field Ident: SB-13 (0.5)
Preservative: None
Report Code: S7471A-Hg
Instrument : MET-HG-01

Site Name: Site K
Date Collected:2015-01-13 10:55:00
SOP : MLME-0011

Method: EPA 7471A Mercury (Hg)
Date Prepared:2015-01-27 17:10:00

Batch ID:012715HS1
Date Analyzed: 2015-01-28 16:26:00

CAS#	Parameter	Result	QUAL	Units	LOD(MDL)	LOQ(PQL)	DF|QF	Analyst
7439-97-6	Mercury	0.0063	U	mg/Kg dw	0.0063	0.013	0.630	PSS

Millennium Laboratories Inc. - CERTIFICATE OF RESULTS

ML#:011500027-01 container [06]
Matrix: LQM-Soil
Percent Solids: 95.2 % Lab Filtered: No

Field Ident: SB-2 (0.5)
Preservative: None
Report Code: S6010B-RCRA7
Instrument : MET-ICP-01

Site Name: Site K
Date Collected:2015-01-13 14:40:00
SOP : MLME-0008, MLME-0005

Method: EPA 6010B RCRA7
Date Prepared:2015-01-22 15:12:00

Batch ID:012215CS1
Date Analyzed: 2015-01-24 12:32:21

CAS#	Parameter	Result	QUAL	Units	LOD(MDL)	LOQ(PQL)	DF|QF	Analyst
7439-92-1	Lead	**3.3**		mg/Kg dw	0.35	0.57	0.708	PSS
7440-22-4	Silver	0.14	U	mg/Kg dw	0.14	0.35	0.708	PSS
7440-38-2	Arsenic	**1.1**		mg/Kg dw	0.31	0.57	0.708	PSS
7440-39-3	Barium	**6.8**		mg/Kg dw	0.14	0.28	0.708	PSS
7440-43-9	Cadmium	0.14	U	mg/Kg dw	0.14	0.28	0.708	PSS
7440-47-3	Chromium (Total)	**5.7**		mg/Kg dw	0.28	0.57	0.708	PSS
7782-49-2	Selenium	0.35	U	mg/Kg dw	0.35	0.71	0.708	PSS

Millennium Laboratories Inc. - CERTIFICATE OF RESULTS

ML#:011500027-02 container [06]
Matrix: LQM-Soil
Percent Solids: 94.8 % Lab Filtered: No

Field Ident: SB-13 (2)
Preservative: None
Report Code: S6010B-RCRA7
Instrument : MET-ICP-01

Site Name: Site K
Date Collected:2015-01-13 10:55:00
SOP : MLME-0008, MLME-0005

Method: EPA 6010B RCRA7
Date Prepared:2015-01-22 15:12:00

Batch ID:012215CS1
Date Analyzed: 2015-01-24 12:44:23

CAS#	Parameter	Result	QUAL	Units	LOD(MDL)	LOQ(PQL)	DF|QF	Analyst
7439-92-1	Lead	**4.1**		mg/Kg dw	0.37	0.60	0.745	PSS
7440-22-4	Silver	0.15	U	mg/Kg dw	0.15	0.37	0.745	PSS
7440-38-2	Arsenic	**0.47**	**I**	mg/Kg dw	0.33	0.60	0.745	PSS
7440-39-3	Barium	**2.2**		mg/Kg dw	0.15	0.30	0.745	PSS
7440-43-9	Cadmium	0.15	U	mg/Kg dw	0.15	0.30	0.745	PSS
7440-47-3	Chromium (Total)	**2.0**		mg/Kg dw	0.30	0.60	0.745	PSS
7782-49-2	Selenium	0.37	U	mg/Kg dw	0.37	0.75	0.745	PSS

Millennium Laboratories Inc. - CERTIFICATE OF RESULTS

ML#:011500027-03 container [06]
Matrix: LQM-Soil
Percent Solids: 97.8 % Lab Filtered: No

Field Ident: SB-1 (2)
Preservative: None
Report Code: S6010B-RCRA7
Instrument : MET-ICP-01

Site Name: Site K
Date Collected:2015-01-13 13:50:00
SOP : MLME-0008, MLME-0005

Method: EPA 6010B RCRA7
Date Prepared:2015-01-22 18:30:00

Batch ID:012215CS2
Date Analyzed: 2015-01-27 17:57:45

CAS#	Parameter	Result	QUAL	Units	LOD(MDL)	LOQ(PQL)	DF|QF	Analyst
7439-92-1	Lead	**0.58**	I	mg/Kg dw	0.39	0.62	0.775	PSS
7440-22-4	Silver	**0.16**	I	mg/Kg dw	0.16	0.39	0.775	PSS
7440-38-2	Arsenic	**0.44**	I	mg/Kg dw	0.34	0.62	0.775	PSS
7440-39-3	Barium	**0.56**		mg/Kg dw	0.16	0.31	0.775	PSS
7440-43-9	Cadmium	0.16	U	mg/Kg dw	0.16	0.31	0.775	PSS
7440-47-3	Chromium (Total)	**0.46**	I	mg/Kg dw	0.31	0.62	0.775	PSS
7782-49-2	Selenium	**0.80**		mg/Kg dw	0.39	0.78	0.775	PSS

Millennium Laboratories Inc. - CERTIFICATE OF RESULTS

ML#:011500027-04 container [06]
Matrix: LQM-Soil
Percent Solids: 96.6 % Lab Filtered: No

Field Ident: SB-9 (2)
Preservative: None
Report Code: S6010B-RCRA7
Instrument : MET-ICP-01

Site Name: Site K
Date Collected:2015-01-13 13:10:00
SOP : MLME-0008, MLME-0005

Method: EPA 6010B RCRA7
Date Prepared:2015-01-22 15:12:00

Batch ID:012215CS1
Date Analyzed: 2015-01-24 12:56:23

CAS#	Parameter	Result	QUAL	Units	LOD(MDL)	LOQ(PQL)	DF|QF	Analyst
7439-92-1	Lead	**1.8**		mg/Kg dw	0.35	0.56	0.694	PSS
7440-22-4	Silver	0.14	U	mg/Kg dw	0.14	0.35	0.694	PSS
7440-38-2	Arsenic	0.31	U	mg/Kg dw	0.31	0.56	0.694	PSS
7440-39-3	Barium	**1.0**		mg/Kg dw	0.14	0.28	0.694	PSS
7440-43-9	Cadmium	0.14	U	mg/Kg dw	0.14	0.28	0.694	PSS
7440-47-3	Chromium (Total)	**0.58**		mg/Kg dw	0.28	0.56	0.694	PSS
7782-49-2	Selenium	0.35	U	mg/Kg dw	0.35	0.69	0.694	PSS

Millennium Laboratories Inc. - CERTIFICATE OF RESULTS

ML#:011500027-05 container [06]
Matrix: LQM-Soil
Percent Solids: 96.6 % Lab Filtered: No

Field Ident: SB-10 (4)
Preservative: None
Report Code: S6010B-RCRA7
Instrument : MET-ICP-01

Site Name: Site K
Date Collected:2015-01-13 12:25:00
SOP : MLME-0008, MLME-0005

Method: EPA 6010B RCRA7
Date Prepared:2015-01-22 18:30:00

Batch ID:012215CS2
Date Analyzed: 2015-01-27 18:19:46

CAS#	Parameter	Result	QUAL	Units	LOD(MDL)	LOQ(PQL)	DF|QF	Analyst
7439-92-1	Lead	**0.36**	**I**	mg/Kg dw	0.33	0.52	0.656	PSS
7440-22-4	Silver	0.13	U	mg/Kg dw	0.13	0.33	0.656	PSS
7440-38-2	Arsenic	**0.34**	**I**	mg/Kg dw	0.29	0.52	0.656	PSS
7440-39-3	Barium	**0.22**	**I**	mg/Kg dw	0.13	0.26	0.656	PSS
7440-43-9	Cadmium	0.13	U	mg/Kg dw	0.13	0.26	0.656	PSS
7440-47-3	Chromium (Total)	0.26	U	mg/Kg dw	0.26	0.52	0.656	PSS
7782-49-2	Selenium	0.33	U	mg/Kg dw	0.33	0.66	0.656	PSS

Millennium Laboratories Inc. - CERTIFICATE OF RESULTS

ML#:011500027-06 container [06]
Matrix: LQM-Soil
Percent Solids: 93.8 % Lab Filtered: No

Field Ident: SB-10 (0.5)
Preservative: None
Report Code: S6010B-RCRA7
Instrument : MET-ICP-01

Site Name: Site K
Date Collected:2015-01-13 12:25:00
SOP : MLME-0008, MLME-0005

Method: EPA 6010B RCRA7
Date Prepared:2015-01-22 15:12:00

Batch ID:012215CS1
Date Analyzed: 2015-01-24 01:35:58

CAS#	Parameter	Result	QUAL	Units	LOD(MDL)	LOQ(PQL)	DF|QF	Analyst
7439-92-1	Lead	**2.8**		mg/Kg dw	0.38	0.61	0.763	PSS
7440-22-4	Silver	0.15	U	mg/Kg dw	0.15	0.38	0.763	PSS
7440-38-2	Arsenic	**8.7**		mg/Kg dw	0.34	0.61	0.763	PSS
7440-39-3	Barium	**5.1**		mg/Kg dw	0.15	0.31	0.763	PSS
7440-43-9	Cadmium	0.15	U	mg/Kg dw	0.15	0.31	0.763	PSS
7440-47-3	Chromium (Total)	**2.9**		mg/Kg dw	0.31	0.61	0.763	PSS
7782-49-2	Selenium	0.38	U	mg/Kg dw	0.38	0.76	0.763	PSS

Millennium Laboratories Inc. - CERTIFICATE OF RESULTS

ML#:011500027-07 container [06]
Matrix: LQM-Soil
Percent Solids: 94.9 % Lab Filtered: No

Field Ident: SB-10 (2)
Preservative: None
Report Code: S6010B-RCRA7
Instrument : MET-ICP-01

Site Name: Site K
Date Collected:2015-01-13 12:25:00
SOP : MLME-0008, MLME-0005

Method: EPA 6010B RCRA7
Date Prepared:2015-01-22 18:30:00

Batch ID:012215CS3
Date Analyzed: 2015-01-23 18:49:47

CAS#	Parameter	Result	QUAL	Units	LOD(MDL)	LOQ(PQL)	DF|QF	Analyst
7439-92-1	Lead	**2.3**		mg/Kg dw	0.34	0.55	0.686	PSS
7440-22-4	Silver	0.14	U	mg/Kg dw	0.14	0.34	0.686	PSS
7440-38-2	Arsenic	**52**		mg/Kg dw	0.30	0.55	0.686	PSS
7440-39-3	Barium	**3.0**		mg/Kg dw	0.14	0.27	0.686	PSS
7440-43-9	Cadmium	0.14	U	mg/Kg dw	0.14	0.27	0.686	PSS
7440-47-3	Chromium (Total)	**5.4**		mg/Kg dw	0.27	0.55	0.686	PSS
7782-49-2	Selenium	0.34	U	mg/Kg dw	0.34	0.69	0.686	PSS

Millennium Laboratories Inc. - CERTIFICATE OF RESULTS

ML#:011500027-08 container [06]
Matrix: LQM-Soil
Percent Solids: 92.7 % Lab Filtered: No

Field Ident: SB-11 (4)
Preservative: None
Report Code: S6010B-RCRA7
Instrument : MET-ICP-01

Site Name: Site K
Date Collected:2015-01-13 11:45:00
SOP : MLME-0008, MLME-0005

Method: EPA 6010B RCRA7
Date Prepared:2015-01-22 18:30:00

Batch ID:012215CS3
Date Analyzed: 2015-01-23 19:19:58

CAS#	Parameter	Result	QUAL	Units	LOD(MDL)	LOQ(PQL)	DF|QF	Analyst
7439-92-1	Lead	**57**		mg/Kg dw	0.35	0.56	0.699	PSS
7440-22-4	Silver	0.14	U	mg/Kg dw	0.14	0.35	0.699	PSS
7440-38-2	Arsenic	**0.36**	**I**	mg/Kg dw	0.31	0.56	0.699	PSS
7440-39-3	Barium	**5.0**		mg/Kg dw	0.14	0.28	0.699	PSS
7440-43-9	Cadmium	0.14	U	mg/Kg dw	0.14	0.28	0.699	PSS
7440-47-3	Chromium (Total)	**1.4**		mg/Kg dw	0.28	0.56	0.699	PSS
7782-49-2	Selenium	0.35	U	mg/Kg dw	0.35	0.70	0.699	PSS

Millennium Laboratories Inc. - CERTIFICATE OF RESULTS

ML#:011500027-09 container [06]
Matrix: LQM-Soil
Percent Solids: 86.9 % Lab Filtered: No

Field Ident: SB-11 (0.5)
Preservative: None
Report Code: S6010B-RCRA7
Instrument : MET-ICP-01

Site Name: Site K
Date Collected:2015-01-13 11:45:00
SOP : MLME-0008, MLME-0005

Method: EPA 6010B RCRA7
Date Prepared:2015-01-22 18:30:00

Batch ID:012215CS3
Date Analyzed: 2015-01-23 19:28:17

CAS#	Parameter	Result	QUAL	Units	LOD(MDL)	LOQ(PQL)	DF|QF	Analyst
7439-92-1	Lead	**2.2**		mg/Kg dw	0.29	0.47	0.586	PSS
7440-22-4	Silver	0.12	U	mg/Kg dw	0.12	0.29	0.586	PSS
7440-38-2	Arsenic	**0.32**	**I**	mg/Kg dw	0.26	0.47	0.586	PSS
7440-39-3	Barium	**3.1**		mg/Kg dw	0.12	0.23	0.586	PSS
7440-43-9	Cadmium	0.12	U	mg/Kg dw	0.12	0.23	0.586	PSS
7440-47-3	Chromium (Total)	**1.9**		mg/Kg dw	0.23	0.47	0.586	PSS
7782-49-2	Selenium	0.29	U	mg/Kg dw	0.29	0.59	0.586	PSS

Millennium Laboratories Inc. - CERTIFICATE OF RESULTS

ML#:011500027-10 container [06]
Matrix: LQM-Soil
Percent Solids: 97.7 % Lab Filtered: No

Field Ident: SB-13 (4)
Preservative: None
Report Code: S6010B-RCRA7
Instrument : MET-ICP-01

Site Name: Site K
Date Collected:2015-01-13 10:55:00
SOP : MLME-0008, MLME-0005

Method: EPA 6010B RCRA7
Date Prepared:2015-01-22 18:30:00

Batch ID:012215CS3
Date Analyzed: 2015-01-23 18:28:52

CAS#	Parameter	Result	QUAL	Units	LOD(MDL)	LOQ(PQL)	DF|QF	Analyst
7439-92-1	Lead	0.37	U	mg/Kg dw	0.37	0.60	0.746	PSS
7440-22-4	Silver	0.15	U	mg/Kg dw	0.15	0.37	0.746	PSS
7440-38-2	Arsenic	0.33	U	mg/Kg dw	0.33	0.60	0.746	PSS
7440-39-3	Barium	**0.16**	**I**	mg/Kg dw	0.15	0.30	0.746	PSS
7440-43-9	Cadmium	0.15	U	mg/Kg dw	0.15	0.30	0.746	PSS
7440-47-3	Chromium (Total)	0.30	U	mg/Kg dw	0.30	0.60	0.746	PSS
7782-49-2	Selenium	0.37	U	mg/Kg dw	0.37	0.75	0.746	PSS

Millennium Laboratories Inc. - CERTIFICATE OF RESULTS

ML#:011500027-11 container [06]
Matrix: LQM-Soil
Percent Solids: 93.1 % Lab Filtered: No

Field Ident: SB-11 (2)
Preservative: None
Report Code: S6010B-RCRA7
Instrument : MET-ICP-01

Site Name: Site K
Date Collected:2015-01-13 11:45:00
SOP : MLME-0008, MLME-0005

Method: EPA 6010B RCRA7
Date Prepared:2015-01-22 18:30:00

Batch ID:012215CS3
Date Analyzed: 2015-01-23 19:39:36

CAS#	Parameter	Result	QUAL	Units	LOD(MDL)	LOQ(PQL)	DF|QF	Analyst
7439-92-1	Lead	**2.5**		mg/Kg dw	0.35	0.56	0.698	PSS
7440-22-4	Silver	0.14	U	mg/Kg dw	0.14	0.35	0.698	PSS
7440-38-2	Arsenic	**0.41**	**I**	mg/Kg dw	0.31	0.56	0.698	PSS
7440-39-3	Barium	**3.2**		mg/Kg dw	0.14	0.28	0.698	PSS
7440-43-9	Cadmium	0.14	U	mg/Kg dw	0.14	0.28	0.698	PSS
7440-47-3	Chromium (Total)	**2.1**		mg/Kg dw	0.28	0.56	0.698	PSS
7782-49-2	Selenium	0.35	U	mg/Kg dw	0.35	0.70	0.698	PSS

Millennium Laboratories Inc. - CERTIFICATE OF RESULTS

ML#:011500027-12 container [06]
Matrix: LQM-Soil
Percent Solids: 91.9 % Lab Filtered: No

Field Ident: SB-13 (0.5)
Preservative: None
Report Code: S6010B-RCRA7
Instrument : MET-ICP-01

Site Name: Site K
Date Collected:2015-01-13 10:55:00
SOP : MLME-0008, MLME-0005

Method: EPA 6010B RCRA7
Date Prepared:2015-01-22 18:30:00

Batch ID:012215CS3
Date Analyzed: 2015-01-23 19:50:54

CAS#	Parameter	Result	QUAL	Units	LOD(MDL)	LOQ(PQL)	DF|QF	Analyst
7439-92-1	Lead	**2.6**		mg/Kg dw	0.36	0.58	0.720	PSS
7440-22-4	Silver	0.14	U	mg/Kg dw	0.14	0.36	0.720	PSS
7440-38-2	Arsenic	**0.56**	**I**	mg/Kg dw	0.32	0.58	0.720	PSS
7440-39-3	Barium	**5.0**		mg/Kg dw	0.14	0.29	0.720	PSS
7440-43-9	Cadmium	0.14	U	mg/Kg dw	0.14	0.29	0.720	PSS
7440-47-3	Chromium (Total)	**2.9**		mg/Kg dw	0.29	0.58	0.720	PSS
7782-49-2	Selenium	0.36	U	mg/Kg dw	0.36	0.72	0.720	PSS

Millennium Laboratories Inc. - CERTIFICATE OF RESULTS

ML#:011500027
Matrix: LQM-Soil
Percent Solids: 100 % Lab Filtered: No

Field Ident: Lab Blank
Preservative: none
Report Code: S8270C-LL
Instrument : SMB5973

Site Name:
Date Collected:
SOP : MLSM-0004 MLSM-0005

Method: EPA 8270C Low Level PAH
Date Prepared:2015-01-22 10:00:00

Batch ID:012215Q
Date Analyzed: 2015-01-25 14:16:00

CAS#	Parameter	Result	QUAL	Units	LOD(MDL)	LOQ(PQL)	DF|QF	Analyst
90-12-0	1-Methylnaphthalene	0.0051	U	mg/Kg dw	0.0051	0.033	1.00	TZ
91-57-6	2-Methylnaphthalene	0.0036	U	mg/Kg dw	0.0036	0.033	1.00	TZ
83-32-9	Acenaphthene	0.00068	U	mg/Kg dw	0.00068	0.033	1.00	TZ
208-96-8	Acenaphthylene	0.0013	U	mg/Kg dw	0.0013	0.033	1.00	TZ
120-12-7	Anthracene	0.00050	U	mg/Kg dw	0.00050	0.0067	1.00	TZ
56-55-3	Benz(a)Anthracene	0.0011	U	mg/Kg dw	0.0011	0.0067	1.00	TZ
50-32-8	Benzo(a)pyrene	0.0012	U	mg/Kg dw	0.0012	0.0067	1.00	TZ
205-99-2	Benzo(b)fluoranthene	0.0020	U	mg/Kg dw	0.0020	0.0067	1.00	TZ
191-24-2	Benzo(g,h,i)perylene	0.0036	U	mg/Kg dw	0.0036	0.017	1.00	TZ
207-08-9	Benzo(k)fluoranthene	0.0019	U	mg/Kg dw	0.0019	0.0067	1.00	TZ
218-01-9	Chrysene	0.0010	U	mg/Kg dw	0.0010	0.0067	1.00	TZ
53-70-3	Dibenz(a,h)Anthracene	0.0037	U	mg/Kg dw	0.0037	0.0067	1.00	TZ
206-44-0	Fluoranthene	0.0017	U	mg/Kg dw	0.0017	0.017	1.00	TZ
86-73-7	Fluorene	0.00083	U	mg/Kg dw	0.00083	0.017	1.00	TZ
193-39-5	Indeno(1,2,3-cd)pyrene	0.0024	U	mg/Kg dw	0.0024	0.0067	1.00	TZ
91-20-3	Naphthalene	0.00038	U	mg/Kg dw	0.00038	0.033	1.00	TZ
85-01-8	Phenanthrene	0.00077	U	mg/Kg dw	0.00077	0.0067	1.00	TZ
129-00-0	Pyrene	0.0042	U	mg/Kg dw	0.0042	0.017	1.00	TZ

Surrogates

CAS#	Parameter	Result	Expect Value	QUAL	Recovery	Unit	Limits	Analyst
321-60-8	2-Fluorobiphenyl	0.160	0.165		97	%	30 - 170	TZ
4165-60-0	Nitrobenzene-d5	0.138	0.165		84	%	30 - 170	TZ
1718-51-0	p-Terphenyl-d14	0.184	0.165		112	%	30 - 170	TZ

Millennium Laboratories Inc. - CERTIFICATE OF RESULTS

ML#:011500027
Matrix: LQM-Soil
Percent Solids: 100 % Lab Filtered: No

Field Ident: Lab Blank
Preservative: none
Report Code: S7471A-Hg
Instrument : MET-HG-01

Site Name:
Date Collected:
SOP : MLME-0011

Method: EPA 7471A Mercury (Hg)
Date Prepared:2015-01-23 12:54:00

Batch ID:012315HS2
Date Analyzed: 2015-01-23 18:38:00

CAS#	Parameter	Result	QUAL	Units	LOD(MDL)	LOQ(PQL)	DF|QF	Analyst
7439-97-6	Mercury	0.010	U	mg/Kg dw	0.010	0.020	1.00	PSS

Millennium Laboratories Inc. - CERTIFICATE OF RESULTS

ML#:011500027
Matrix: LQM-Soil
Percent Solids: 100 % Lab Filtered: No

Field Ident: Lab Blank
Preservative: none
Report Code: S7471A-Hg
Instrument : MET-HG-01

Site Name:
Date Collected:
SOP : MLME-0011

Method: EPA 7471A Mercury (Hg)
Date Prepared:2015-01-27 17:10:00

Batch ID:012715HS1
Date Analyzed: 2015-01-28 16:26:00

CAS#	Parameter	Result	QUAL	Units	LOD(MDL)	LOQ(PQL)	DF|QF	Analyst
7439-97-6	Mercury	0.010	U	mg/Kg dw	0.010	0.020	1.00	PSS

Millennium Laboratories Inc. - CERTIFICATE OF RESULTS

ML#:011500027
Matrix: LQM-Soil
Percent Solids: 100 % Lab Filtered: No

Field Ident: Lab Blank
Preservative: none
Report Code: S6010B-RCRA7
Instrument : MET-ICP-01

Site Name:
Date Collected:
SOP : MLME-0008, MLME-0005

Method: EPA 6010B RCRA7
Date Prepared:2015-01-22 15:12:00

Batch ID:012215CS1
Date Analyzed: 2015-01-23 20:02:16

CAS#	Parameter	Result	QUAL	Units	LOD(MDL)	LOQ(PQL)	DF|QF	Analyst
7439-92-1	Lead	0.50	U	mg/Kg dw	0.50	0.80	1.00	PSS
7440-22-4	Silver	0.20	U	mg/Kg dw	0.20	0.50	1.00	PSS
7440-38-2	Arsenic	0.44	U	mg/Kg dw	0.44	0.80	1.00	PSS
7440-39-3	Barium	0.20	U	mg/Kg dw	0.20	0.40	1.00	PSS
7440-43-9	Cadmium	0.20	U	mg/Kg dw	0.20	0.40	1.00	PSS
7440-47-3	Chromium (Total)	0.40	U	mg/Kg dw	0.40	0.80	1.00	PSS
7782-49-2	Selenium	0.50	U	mg/Kg dw	0.50	1.0	1.00	PSS

Millennium Laboratories Inc. - CERTIFICATE OF RESULTS

ML#:011500027
Matrix: LQM-Soil
Percent Solids: 100 % Lab Filtered: No

Field Ident: Lab Blank
Preservative: none
Report Code: S6010B-RCRA7
Instrument : MET-ICP-01

Site Name:
Date Collected:
SOP : MLME-0008, MLME-0005

Method: EPA 6010B RCRA7
Date Prepared:2015-01-22 18:30:00

Batch ID:012215CS2
Date Analyzed: 2015-01-27 17:36:19

CAS#	Parameter	Result	QUAL	Units	LOD(MDL)	LOQ(PQL)	DF|QF	Analyst
7439-92-1	Lead	0.50	U	mg/Kg dw	0.50	0.80	1.00	PSS
7440-22-4	Silver	0.20	U	mg/Kg dw	0.20	0.50	1.00	PSS
7440-38-2	Arsenic	0.44	U	mg/Kg dw	0.44	0.80	1.00	PSS
7440-39-3	Barium	0.20	U	mg/Kg dw	0.20	0.40	1.00	PSS
7440-43-9	Cadmium	0.20	U	mg/Kg dw	0.20	0.40	1.00	PSS
7440-47-3	Chromium (Total)	0.40	U	mg/Kg dw	0.40	0.80	1.00	PSS
7782-49-2	Selenium	0.50	U	mg/Kg dw	0.50	1.0	1.00	PSS

Millennium Laboratories Inc. - CERTIFICATE OF RESULTS

ML#:011500027
Matrix: LQM-Soil
Percent Solids: 100 % Lab Filtered: No

Field Ident: Lab Blank
Preservative: none
Report Code: S6010B-RCRA7
Instrument : MET-ICP-01

Site Name:
Date Collected:
SOP : MLME-0008, MLME-0005

Method: EPA 6010B RCRA7
Date Prepared:2015-01-22 18:30:00

Batch ID:012215CS3
Date Analyzed: 2015-01-23 18:06:34

CAS#	Parameter	Result	QUAL	Units	LOD(MDL)	LOQ(PQL)	DF|QF	Analyst
7439-92-1	Lead	0.50	U	mg/Kg dw	0.50	0.80	1.00	PSS
7440-22-4	Silver	0.20	U	mg/Kg dw	0.20	0.50	1.00	PSS
7440-38-2	Arsenic	0.44	U	mg/Kg dw	0.44	0.80	1.00	PSS
7440-39-3	Barium	0.20	U	mg/Kg dw	0.20	0.40	1.00	PSS
7440-43-9	Cadmium	0.20	U	mg/Kg dw	0.20	0.40	1.00	PSS
7440-47-3	Chromium (Total)	0.40	U	mg/Kg dw	0.40	0.80	1.00	PSS
7782-49-2	Selenium	0.50	U	mg/Kg dw	0.50	1.0	1.00	PSS

Millennium Laboratories Inc. - CERTIFICATE OF RESULTS

ML #:011500027
Matrix: LQM-Soil
Percent Solids: 100 % Lab Filtered: No

Field Ident: LCS/LCSD
Preservative: none
Report Code: S8270C-LL
Instrument : SMB5973

Site Name:
Date Collected:
SOP : MLSM-0004 MLSM-0005

Method: EPA 8270C Low Level PAH
Date Prepared:2015-01-22 10:00:00

Batch ID:012215Q
Date Analyzed: 2015-01-25 14:47:00

Laboratory Control Samples

Parameters	Spike Result	QUAL	LB Result	Expect Value	Units	Spike % Recovery	Spike %RPD	Accuracy Limit	Precision Limit
1-Methylnaphthalene	0.148		0.00510U	0.165	mg/Kg dw	90	3.5	50 - 150	30
1-Methylnaphthalene	0.154		0.00510U	0.165	mg/Kg dw	93		50 - 150	
2-Methylnaphthalene	0.128		0.00360U	0.165	mg/Kg dw	77	6.8	50 - 150	30
2-Methylnaphthalene	0.119		0.00360U	0.165	mg/Kg dw	72		50 - 150	
Acenaphthene	0.131		0.000680U	0.165	mg/Kg dw	79	1.3	50 - 150	30
Acenaphthene	0.133		0.000680U	0.165	mg/Kg dw	80		50 - 150	
Acenaphthylene	0.143		0.00130U	0.165	mg/Kg dw	86	1.4	50 - 150	30
Acenaphthylene	0.141		0.00130U	0.165	mg/Kg dw	85		50 - 150	
Anthracene	0.155		0.000500U	0.165	mg/Kg dw	94	0.22	50 - 150	30
Anthracene	0.154		0.000500U	0.165	mg/Kg dw	94		50 - 150	
Benz(a)Anthracene	0.159		0.00110U	0.165	mg/Kg dw	97	1.4	50 - 150	30
Benz(a)Anthracene	0.157		0.00110U	0.165	mg/Kg dw	95		50 - 150	
Benzo(a)pyrene	0.165		0.00120U	0.165	mg/Kg dw	100	5.4	50 - 150	30
Benzo(a)pyrene	0.156		0.00120U	0.165	mg/Kg dw	95		50 - 150	
Benzo(b)fluoranthene	0.157		0.00200U	0.165	mg/Kg dw	95	1.8	50 - 150	30
Benzo(b)fluoranthene	0.155		0.00200U	0.165	mg/Kg dw	94		50 - 150	
Benzo(g,h,i)perylene	0.155		0.00360U	0.165	mg/Kg dw	94	1.3	50 - 150	30
Benzo(g,h,i)perylene	0.153		0.00360U	0.165	mg/Kg dw	93		50 - 150	
Benzo(k)fluoranthene	0.159		0.00190U	0.165	mg/Kg dw	96	0.29	50 - 150	30
Benzo(k)fluoranthene	0.159		0.00190U	0.165	mg/Kg dw	96		50 - 150	
Chrysene	0.164		0.00100U	0.165	mg/Kg dw	100	9.0	50 - 150	30
Chrysene	0.150		0.00100U	0.165	mg/Kg dw	91		50 - 150	
Dibenz(a,h)Anthracene	0.149		0.00370U	0.165	mg/Kg dw	90	5.0	50 - 150	30
Dibenz(a,h)Anthracene	0.156		0.00370U	0.165	mg/Kg dw	95		50 - 150	
Fluoranthene	0.124		0.00170U	0.165	mg/Kg dw	75	8.2	50 - 150	30
Fluoranthene	0.114		0.00170U	0.165	mg/Kg dw	69		50 - 150	
Fluorene	0.152		0.000830U	0.165	mg/Kg dw	92	1.0	50 - 150	30
Fluorene	0.150		0.000830U	0.165	mg/Kg dw	91		50 - 150	
Indeno(1,2,3-cd)pyrene	0.160		0.00240U	0.165	mg/Kg dw	97	3.8	50 - 150	30
Indeno(1,2,3-cd)pyrene	0.154		0.00240U	0.165	mg/Kg dw	94		50 - 150	
Naphthalene	0.138		0.000380U	0.165	mg/Kg dw	83	2.0	50 - 150	30
Naphthalene	0.140		0.000380U	0.165	mg/Kg dw	85		50 - 150	
Phenanthrene	0.135		0.000770U	0.165	mg/Kg dw	82	5.1	50 - 150	30
Phenanthrene	0.128		0.000770U	0.165	mg/Kg dw	78		50 - 150	
Pyrene	0.165		0.00420U	0.165	mg/Kg dw	100	7.9	50 - 150	30
Pyrene	0.152		0.00420U	0.165	mg/Kg dw	92		50 - 150	

Surrogates

CAS#	Parameter	Result	Expect Value	QUAL	Recovery	Unit	Limits	Analyst
321-60-8	2-Fluorobiphenyl	0.156	0.165		94	%	30 - 170	TZ
321-60-8	2-Fluorobiphenyl	0.155	0.165		94	%	30 - 170	TZ

Surrogates

CAS#	Parameter	Result	Expect Value	QUAL	Recovery	Unit	Limits	Analyst
4165-60-0	Nitrobenzene-d5	0.132	0.165		80	%	30 - 170	TZ
4165-60-0	Nitrobenzene-d5	0.126	0.165		76	%	30 - 170	TZ
1718-51-0	p-Terphenyl-d14	0.181	0.165		110	%	30 - 170	TZ
1718-51-0	p-Terphenyl-d14	0.268	0.165		162	%	30 - 170	TZ

Millennium Laboratories Inc. - CERTIFICATE OF RESULTS

ML #:011500027
Matrix: LQM-Soil
Percent Solids: 100 % Lab Filtered: No
Field Ident: LCS/LCSD
Preservative: none
Report Code: S7471A-Hg
Instrument : MET-HG-01
Site Name:
Date Collected:
SOP : MLME-0011
Method: EPA 7471A Mercury (Hg)
Date Prepared:2015-01-23 12:54:00
Batch ID:012315HS2
Date Analyzed: 2015-01-23 18:38:00

Laboratory Control Samples

Parameters	Spike Result	QUAL	LB Result	Expect Value	Units	Spike % Recovery	Spike %RPD	Accuracy Limit	Precision Limit
Mercury	0.526		0.0100U	0.500	mg/Kg dw	105	1.1	90 - 110	10
Mercury	0.532		0.0100U	0.500	mg/Kg dw	106		90 - 110	

Millennium Laboratories Inc. - CERTIFICATE OF RESULTS

ML #:011500027
Matrix: LQM-Soil
Percent Solids: 100 % Lab Filtered: No

Field Ident: LCS/LCSD
Preservative: none
Report Code: S7471A-Hg
Instrument : MET-HG-01

Site Name:
Date Collected:
SOP : MLME-0011

Method: EPA 7471A Mercury (Hg)
Date Prepared:2015-01-27 17:10:00

Batch ID:012715HS1
Date Analyzed: 2015-01-28 16:26:00

Laboratory Control Samples

Parameters	Spike Result	QUAL	LB Result	Expect Value	Units	Spike % Recovery	Spike %RPD	Accuracy Limit	Precision Limit
Mercury	0.525		0.0100U	0.500	mg/Kg dw	105	2.1	90 - 110	10
Mercury	0.514		0.0100U	0.500	mg/Kg dw	103		90 - 110	

Millennium Laboratories Inc. - CERTIFICATE OF RESULTS

ML #:011500027
Matrix: LQM-Soil
Percent Solids: 100 % Lab Filtered: No

Field Ident: LCS/LCSD
Preservative: none
Report Code: S6010B-RCRA7
Instrument : MET-ICP-01

Site Name:
Date Collected:
SOP : MLME-0008, MLME-0005

Method: EPA 6010B RCRA7
Date Prepared:2015-01-22 15:12:00

Batch ID:012215CS1
Date Analyzed: 2015-01-23 20:07:53

Laboratory Control Samples

Parameters	Spike Result	QUAL	LB Result	Expect Value	Units	Spike % Recovery	Spike %RPD	Accuracy Limit	Precision Limit
Lead	38.5		0.500U	40.0	mg/Kg dw	96	0.26	80 - 120	20
Lead	38.4		0.500U	40.0	mg/Kg dw	96		80 - 120	
Silver	19.4		0.200U	20.0	mg/Kg dw	97	2.0	80 - 120	20
Silver	19.8		0.200U	20.0	mg/Kg dw	99		80 - 120	
Arsenic	40.8		0.440U	40.0	mg/Kg dw	102	0.94	80 - 120	20
Arsenic	40.4		0.440U	40.0	mg/Kg dw	101		80 - 120	
Barium	20.8		0.200U	20.0	mg/Kg dw	104	2.0	80 - 120	20
Barium	20.4		0.200U	20.0	mg/Kg dw	102		80 - 120	
Cadmium	19.7		0.200U	20.0	mg/Kg dw	98	0.71	80 - 120	20
Cadmium	19.6		0.200U	20.0	mg/Kg dw	98		80 - 120	
Chromium (Total)	20.4		0.400U	20.0	mg/Kg dw	102	0.15	80 - 120	20
Chromium (Total)	20.4		0.400U	20.0	mg/Kg dw	102		80 - 120	
Selenium	79.2		0.500U	80.0	mg/Kg dw	99	1.3	80 - 120	20
Selenium	78.2		0.500U	80.0	mg/Kg dw	98		80 - 120	

Millennium Laboratories Inc. - CERTIFICATE OF RESULTS

ML #:011500027
Matrix: LQM-Soil
Percent Solids: 100 % Lab Filtered: No

Field Ident: LCS/LCSD
Preservative: none
Report Code: S6010B-RCRA7
Instrument : MET-ICP-01

Site Name:
Date Collected:
SOP : MLME-0008, MLME-0005

Method: EPA 6010B RCRA7
Date Prepared:2015-01-22 18:30:00

Batch ID:012215CS2
Date Analyzed: 2015-01-27 17:41:53

Laboratory Control Samples

Parameters	Spike Result	QUAL	LB Result	Expect Value	Units	Spike % Recovery	Spike %RPD	Accuracy Limit	Precision Limit
Lead	37.1		0.500U	40.0	mg/Kg dw	93	1.3	80 - 120	20
Lead	37.6		0.500U	40.0	mg/Kg dw	94		80 - 120	
Silver	19.4		0.200U	20.0	mg/Kg dw	97	3.6	80 - 120	20
Silver	20.1		0.200U	20.0	mg/Kg dw	100		80 - 120	
Arsenic	38.7		0.440U	40.0	mg/Kg dw	97	0.078	80 - 120	20
Arsenic	38.7		0.440U	40.0	mg/Kg dw	97		80 - 120	
Barium	19.1		0.200U	20.0	mg/Kg dw	96	1.5	80 - 120	20
Barium	19.4		0.200U	20.0	mg/Kg dw	97		80 - 120	
Cadmium	19.7		0.200U	20.0	mg/Kg dw	98	1.4	80 - 120	20
Cadmium	19.4		0.200U	20.0	mg/Kg dw	97		80 - 120	
Chromium (Total)	19.2		0.400U	20.0	mg/Kg dw	96	1.8	80 - 120	20
Chromium (Total)	19.6		0.400U	20.0	mg/Kg dw	98		80 - 120	
Selenium	75.0		0.500U	80.0	mg/Kg dw	94	0.23	80 - 120	20
Selenium	75.2		0.500U	80.0	mg/Kg dw	94		80 - 120	

Millennium Laboratories Inc. - CERTIFICATE OF RESULTS

ML #:011500027
Matrix: LQM-Soil
Percent Solids: 100 % Lab Filtered: No

Field Ident: LCS/LCSD
Preservative: none
Report Code: S6010B-RCRA7
Instrument : MET-ICP-01

Site Name:
Date Collected:
SOP : MLME-0008, MLME-0005

Method: EPA 6010B RCRA7
Date Prepared:2015-01-22 18:30:00

Batch ID:012215CS3
Date Analyzed: 2015-01-23 18:12:28

Laboratory Control Samples

Parameters	Spike Result	QUAL	LB Result	Expect Value	Units	Spike % Recovery	Spike %RPD	Accuracy Limit	Precision Limit
Lead	36.4		0.500U	40.0	mg/Kg dw	91	4.7	80 - 120	20
Lead	38.1		0.500U	40.0	mg/Kg dw	95		80 - 120	
Silver	19.0		0.200U	20.0	mg/Kg dw	95	0.99	80 - 120	20
Silver	19.2		0.200U	20.0	mg/Kg dw	96		80 - 120	
Arsenic	38.7		0.440U	40.0	mg/Kg dw	97	2.2	80 - 120	20
Arsenic	39.5		0.440U	40.0	mg/Kg dw	99		80 - 120	
Barium	19.3		0.200U	20.0	mg/Kg dw	97	3.1	80 - 120	20
Barium	19.9		0.200U	20.0	mg/Kg dw	100		80 - 120	
Cadmium	18.5		0.200U	20.0	mg/Kg dw	92	3.3	80 - 120	20
Cadmium	19.1		0.200U	20.0	mg/Kg dw	96		80 - 120	
Chromium (Total)	19.4		0.400U	20.0	mg/Kg dw	97	1.8	80 - 120	20
Chromium (Total)	19.8		0.400U	20.0	mg/Kg dw	99		80 - 120	
Selenium	75.2		0.500U	80.0	mg/Kg dw	94	2.1	80 - 120	20
Selenium	76.8		0.500U	80.0	mg/Kg dw	96		80 - 120	

Millennium Laboratories Inc. - CERTIFICATE OF RESULTS

ML #:011500027[011500027--1005] Field Ident: MS/MSD Site Name:
Matrix: LQM-Soil Preservative: None Date Collected:2015-01-13 10:55:00
Percent Solids: 97.73 % Lab Filtered: No Report Code: S8270C-LL SOP : MLSM-0004 MLSM-0005
Instrument : SMB5973
Method: EPA 8270C Low Level PAH Batch ID:012215Q
Date Prepared:2015-01-22 10:00:00 Date Analyzed: 2015-01-25 16:22:00

Matrix Spike Samples

Parameters	Spike Result	QUAL	Parent Result	Expect Value	Units	Spike % Recovery	Spike %RPD	Accuracy Limit	Precision Limit
1-Methylnaphthalene	0.147		0.00520U	0.169	mg/Kg dw	87	1.9	50 - 150	30
1-Methylnaphthalene	0.150		0.00520U	0.169	mg/Kg dw	89		50 - 150	
2-Methylnaphthalene	0.124		0.00367U	0.169	mg/Kg dw	74	0.17	50 - 150	30
2-Methylnaphthalene	0.125		0.00367U	0.169	mg/Kg dw	74		50 - 150	
Acenaphthene	0.130		0.000694U	0.169	mg/Kg dw	77	0.65	50 - 150	30
Acenaphthene	0.131		0.000694U	0.169	mg/Kg dw	77		50 - 150	
Acenaphthylene	0.140		0.00133U	0.169	mg/Kg dw	83	0.10	50 - 150	30
Acenaphthylene	0.139		0.00133U	0.169	mg/Kg dw	83		50 - 150	
Anthracene	0.154		0.000510U	0.169	mg/Kg dw	91	1.6	50 - 150	30
Anthracene	0.151		0.000510U	0.169	mg/Kg dw	90		50 - 150	
Benz(a)Anthracene	0.150		0.00112U	0.169	mg/Kg dw	89	0.36	50 - 150	30
Benz(a)Anthracene	0.150		0.00112U	0.169	mg/Kg dw	89		50 - 150	
Benzo(a)pyrene	0.165		0.00122U	0.169	mg/Kg dw	97	1.6	50 - 150	30
Benzo(a)pyrene	0.162		0.00122U	0.169	mg/Kg dw	96		50 - 150	
Benzo(b)fluoranthene	0.157		0.00204U	0.169	mg/Kg dw	93	1.7	50 - 150	30
Benzo(b)fluoranthene	0.155		0.00204U	0.169	mg/Kg dw	92		50 - 150	
Benzo(g,h,i)perylene	0.144		0.00367U	0.169	mg/Kg dw	85	3.6	50 - 150	30
Benzo(g,h,i)perylene	0.139		0.00367U	0.169	mg/Kg dw	82		50 - 150	
Benzo(k)fluoranthene	0.159		0.00194U	0.169	mg/Kg dw	94	6.0	50 - 150	30
Benzo(k)fluoranthene	0.149		0.00194U	0.169	mg/Kg dw	89		50 - 150	
Chrysene	0.145		0.00102U	0.169	mg/Kg dw	86	8.0	50 - 150	30
Chrysene	0.157		0.00102U	0.169	mg/Kg dw	93		50 - 150	
Dibenz(a,h)Anthracene	0.145		0.00377U	0.169	mg/Kg dw	86	5.1	50 - 150	30
Dibenz(a,h)Anthracene	0.153		0.00377U	0.169	mg/Kg dw	91		50 - 150	
Fluoranthene	0.124		0.00173U	0.169	mg/Kg dw	73	2.5	50 - 150	30
Fluoranthene	0.127		0.00173U	0.169	mg/Kg dw	75		50 - 150	
Fluorene	0.149		0.000847U	0.169	mg/Kg dw	88	0.24	50 - 150	30
Fluorene	0.150		0.000847U	0.169	mg/Kg dw	89		50 - 150	
Indeno(1,2,3-cd)pyrene	0.160		0.00245U	0.169	mg/Kg dw	95	1.3	50 - 150	30
Indeno(1,2,3-cd)pyrene	0.158		0.00245U	0.169	mg/Kg dw	94		50 - 150	
Naphthalene	0.135		0.000388U	0.169	mg/Kg dw	80	0.73	50 - 150	30
Naphthalene	0.136		0.000388U	0.169	mg/Kg dw	81		50 - 150	
Phenanthrene	0.135		0.000785U	0.169	mg/Kg dw	80	0.34	50 - 150	30
Phenanthrene	0.136		0.000785U	0.169	mg/Kg dw	80		50 - 150	
Pyrene	0.153		0.00428U	0.169	mg/Kg dw	91	1.4	50 - 150	30
Pyrene	0.151		0.00428U	0.169	mg/Kg dw	89		50 - 150	

Surrogates

CAS#	Parameter	Result	Expect Value	QUAL	Recovery	Unit	Limits	Analyst
321-60-8	2-Fluorobiphenyl	0.145	0.165		88	%	30 - 170	TZ
321-60-8	2-Fluorobiphenyl	0.146	0.165		89	%	30 - 170	TZ

Surrogates

CAS#	Parameter	Result	Expect Value	QUAL	Recovery	Unit	Limits	Analyst
4165-60-0	Nitrobenzene-d5	0.109	0.165		66	%	30 - 170	TZ
4165-60-0	Nitrobenzene-d5	0.107	0.165		65	%	30 - 170	TZ
1718-51-0	p-Terphenyl-d14	0.156	0.165		95	%	30 - 170	TZ
1718-51-0	p-Terphenyl-d14	0.157	0.165		95	%	30 - 170	TZ

Millennium Laboratories Inc. - CERTIFICATE OF RESULTS

ML #:011500027[011500027--0306] Field Ident: MS/MSD Site Name:
Matrix: LQM-Soil Preservative: None Date Collected:2015-01-13 13:50:00
Percent Solids: 97.82 % Lab Filtered: No Report Code: S7471A-Hg SOP : MLME-0011
Instrument : MET-HG-01
Method: EPA 7471A Mercury (Hg) Batch ID:012315HS2
Date Prepared:2015-01-23 12:54:00 Date Analyzed: 2015-01-23 18:38:00

Matrix Spike Samples

Parameters	Spike Result	QUAL	Parent Result	Expect Value	Units	Spike % Recovery	Spike %RPD	Accuracy Limit	Precision Limit
Mercury	0.367		0.00720U	0.359	mg/Kg dw	102	1.1	85 - 115	10
Mercury	0.371		0.00720U	0.359	mg/Kg dw	103		85 - 115	

Millennium Laboratories Inc. - CERTIFICATE OF RESULTS

ML #:011500027[011500027--1006] Field Ident: MS/MSD Site Name:
Matrix: LQM-Soil Preservative: None Date Collected:2015-01-13 10:55:00
Percent Solids: 97.73 % Lab Filtered: No Report Code: S7471A-Hg SOP : MLME-0011
Instrument : MET-HG-01
Method: EPA 7471A Mercury (Hg) Batch ID:012715HS1
Date Prepared:2015-01-27 17:10:00 Date Analyzed: 2015-01-28 16:26:00

Matrix Spike Samples

Parameters	Spike Result	QUAL	Parent Result	Expect Value	Units	Spike % Recovery	Spike %RPD	Accuracy Limit	Precision Limit
Mercury	0.434		0.00820U	0.410	mg/Kg dw	106	1.6	85 - 115	10
Mercury	0.427		0.00820U	0.410	mg/Kg dw	104		85 - 115	

Millennium Laboratories Inc. - CERTIFICATE OF RESULTS

ML #:011500027[011500024--0906] Field Ident: MS/MSD Site Name:
Matrix: LQM-Soil Preservative: None Date Collected:2015-01-13 14:30:00
Percent Solids: 97.65 % Lab Filtered: No Report Code: S7471A-Hg SOP : MLME-0011
Instrument : MET-HG-01
Method: EPA 7471A Mercury (Hg) Batch ID:012715HS1
Date Prepared:2015-01-27 17:10:00 Date Analyzed: 2015-01-28 16:26:00

Matrix Spike Samples

Parameters	Spike Result	QUAL	Parent Result	Expect Value	Units	Spike % Recovery	Spike %RPD	Accuracy Limit	Precision Limit
Mercury	0.365		0.0100I	0.361	mg/Kg dw	98	5.6	85 - 115	10
Mercury	0.345		0.0100I	0.361	mg/Kg dw	93		85 - 115	

Millennium Laboratories Inc. - CERTIFICATE OF RESULTS

ML #:011500027[011500023--0306] Field Ident: MS/MSD Site Name:
Matrix: LQM-Soil Preservative: None Date Collected:2015-01-14 10:35:00
Percent Solids: 98.74 % Lab Filtered: No Report Code: S6010B-RCRA7 SOP : MLME-0008, MLME-0005
Instrument : MET-ICP-01
Method: EPA 6010B RCRA7 Batch ID:012215CS1
Date Prepared:2015-01-22 15:12:00 Date Analyzed: 2015-01-23 20:32:57

Matrix Spike Samples

Parameters	Spike Result	QUAL	Parent Result	Expect Value	Units	Spike % Recovery	Spike %RPD	Accuracy Limit	Precision Limit
Lead	27.6		0.364U	29.0	mg/Kg dw	95	1.2	75 - 125	20
Lead	27.3		0.364U	29.0	mg/Kg dw	94		75 - 125	
Silver	14.1		0.145U	14.5	mg/Kg dw	97	1.1	75 - 125	20
Silver	14.0		0.145U	14.5	mg/Kg dw	96		75 - 125	
Arsenic	28.5		0.320U	29.0	mg/Kg dw	98	0.88	75 - 125	20
Arsenic	28.3		0.320U	29.0	mg/Kg dw	98		75 - 125	
Barium	14.8		0.168I	14.5	mg/Kg dw	101	1.4	75 - 125	20
Barium	14.6		0.168I	14.5	mg/Kg dw	100		75 - 125	
Cadmium	14.1		0.145U	14.5	mg/Kg dw	97	1.9	75 - 125	20
Cadmium	13.8		0.145U	14.5	mg/Kg dw	95		75 - 125	
Chromium (Total)	14.7		0.291U	14.5	mg/Kg dw	101	0.48	75 - 125	20
Chromium (Total)	14.6		0.291U	14.5	mg/Kg dw	101		75 - 125	
Selenium	55.5		0.364U	58.0	mg/Kg dw	96	0.51	75 - 125	20
Selenium	55.2		0.364U	58.0	mg/Kg dw	95		75 - 125	

Millennium Laboratories Inc. - CERTIFICATE OF RESULTS

ML #:011500027[011500023--0606] Field Ident: MS/MSD Site Name:
Matrix: LQM-Soil Preservative: None Date Collected:2015-01-14 11:51:00
Percent Solids: 98.82 % Lab Filtered: No Report Code: S6010B-RCRA7 SOP : MLME-0008, MLME-0005
Instrument : MET-ICP-01
Method: EPA 6010B RCRA7 Batch ID:012215CS1
Date Prepared:2015-01-22 15:12:00 Date Analyzed: 2015-01-23 21:17:35

Matrix Spike Samples

Parameters	Spike Result	QUAL	Parent Result	Expect Value	Units	Spike % Recovery	Spike %RPD	Accuracy Limit	Precision Limit
Lead	25.4		0.336U	26.9	mg/Kg dw	94	2.0	75 - 125	20
Lead	24.9		0.336U	26.9	mg/Kg dw	93		75 - 125	
Silver	12.0		0.135U	13.4	mg/Kg dw	90	5.8	75 - 125	20
Silver	12.8		0.135U	13.4	mg/Kg dw	95		75 - 125	
Arsenic	26.2		0.296U	26.9	mg/Kg dw	97	0.19	75 - 125	20
Arsenic	26.3		0.296U	26.9	mg/Kg dw	98		75 - 125	
Barium	13.4		0.138I	13.4	mg/Kg dw	98	2.0	75 - 125	20
Barium	13.6		0.138I	13.4	mg/Kg dw	100		75 - 125	
Cadmium	13.0		0.135U	13.4	mg/Kg dw	97	2.4	75 - 125	20
Cadmium	12.7		0.135U	13.4	mg/Kg dw	94		75 - 125	
Chromium (Total)	13.6		0.269U	13.4	mg/Kg dw	101	0.22	75 - 125	20
Chromium (Total)	13.5		0.269U	13.4	mg/Kg dw	101		75 - 125	
Selenium	51.1		0.336U	53.8	mg/Kg dw	95	1.1	75 - 125	20
Selenium	51.6		0.336U	53.8	mg/Kg dw	96		75 - 125	

Millennium Laboratories Inc. - CERTIFICATE OF RESULTS

ML #:011500027[011500027--0306] Field Ident: MS/MSD Site Name:
Matrix: LQM-Soil Preservative: None Date Collected:2015-01-13 13:50:00
Percent Solids: 97.82 % Lab Filtered: No Report Code: S6010B-RCRA7 SOP : MLME-0008, MLME-0005
Instrument : MET-ICP-01
Method: EPA 6010B RCRA7 Batch ID:012215CS2
Date Prepared:2015-01-22 18:30:00 Date Analyzed: 2015-01-27 18:03:46

Matrix Spike Samples

Parameters	Spike Result	QUAL	Parent Result	Expect Value	Units	Spike % Recovery	Spike %RPD	Accuracy Limit	Precision Limit
Lead	29.7		0.581I	31.0	mg/Kg dw	94	1.9	75 - 125	20
Lead	30.3		0.581I	31.0	mg/Kg dw	96		75 - 125	
Silver	15.8		0.165I	15.5	mg/Kg dw	101	1.1	75 - 125	20
Silver	16.0		0.165I	15.5	mg/Kg dw	102		75 - 125	
Arsenic	30.9		0.442I	31.0	mg/Kg dw	98	0.64	75 - 125	20
Arsenic	31.1		0.442I	31.0	mg/Kg dw	99		75 - 125	
Barium	15.8		0.557	15.5	mg/Kg dw	99	2.7	75 - 125	20
Barium	16.2		0.557	15.5	mg/Kg dw	101		75 - 125	
Cadmium	15.8		0.155U	15.5	mg/Kg dw	102	0.95	75 - 125	20
Cadmium	15.6		0.155U	15.5	mg/Kg dw	101		75 - 125	
Chromium (Total)	15.8		0.460I	15.5	mg/Kg dw	99	0.38	75 - 125	20
Chromium (Total)	15.9		0.460I	15.5	mg/Kg dw	99		75 - 125	
Selenium	60.2		0.802	62.0	mg/Kg dw	96	0.12	75 - 125	20
Selenium	60.3		0.802	62.0	mg/Kg dw	96		75 - 125	

Millennium Laboratories Inc. - CERTIFICATE OF RESULTS

ML #:011500027[011500027--0506] Field Ident: MS/MSD Site Name:
Matrix: LQM-Soil Preservative: None Date Collected:2015-01-13 12:25:00
Percent Solids: 96.58 % Lab Filtered: No Report Code: S6010B-RCRA7 SOP : MLME-0008, MLME-0005
Instrument : MET-ICP-01
Method: EPA 6010B RCRA7 Batch ID:012215CS2
Date Prepared:2015-01-22 18:30:00 Date Analyzed: 2015-01-27 18:26:33

Matrix Spike Samples

Parameters	Spike Result	QUAL	Parent Result	Expect Value	Units	Spike % Recovery	Spike %RPD	Accuracy Limit	Precision Limit
Lead	24.7		0.362I	26.3	mg/Kg dw	93	2.0	75 - 125	20
Lead	24.2		0.362I	26.3	mg/Kg dw	91		75 - 125	
Silver	12.9		0.131U	13.1	mg/Kg dw	98	1.8	75 - 125	20
Silver	12.7		0.131U	13.1	mg/Kg dw	96		75 - 125	
Arsenic	25.6		0.340I	26.3	mg/Kg dw	96	0.67	75 - 125	20
Arsenic	25.4		0.340I	26.3	mg/Kg dw	95		75 - 125	
Barium	12.5		0.221I	13.1	mg/Kg dw	94	2.0	75 - 125	20
Barium	12.8		0.221I	13.1	mg/Kg dw	96		75 - 125	
Cadmium	12.8		0.131U	13.1	mg/Kg dw	97	2.0	75 - 125	20
Cadmium	12.5		0.131U	13.1	mg/Kg dw	95		75 - 125	
Chromium (Total)	12.8		0.262U	13.1	mg/Kg dw	97	0.16	75 - 125	20
Chromium (Total)	12.8		0.262U	13.1	mg/Kg dw	97		75 - 125	
Selenium	49.5		0.328U	52.6	mg/Kg dw	94	0.71	75 - 125	20
Selenium	49.2		0.328U	52.6	mg/Kg dw	94		75 - 125	

Millennium Laboratories Inc. - CERTIFICATE OF RESULTS

ML #:011500027[011500027--1006] Field Ident: MS/MSD Site Name:
Matrix: LQM-Soil Preservative: None Date Collected:2015-01-13 10:55:00
Percent Solids: 97.73 % Lab Filtered: No Report Code: S6010B-RCRA7 SOP : MLME-0008, MLME-0005
Instrument : MET-ICP-01
Method: EPA 6010B RCRA7 Batch ID:012215CS3
Date Prepared:2015-01-22 18:30:00 Date Analyzed: 2015-01-23 18:35:34

Matrix Spike Samples

Parameters	Spike Result	QUAL	Parent Result	Expect Value	Units	Spike % Recovery	Spike %RPD	Accuracy Limit	Precision Limit
Lead	28.5		0.373U	29.8	mg/Kg dw	96	1.8	75 - 125	20
Lead	28.0		0.373U	29.8	mg/Kg dw	94		75 - 125	
Silver	14.4		0.149U	14.9	mg/Kg dw	97	2.4	75 - 125	20
Silver	14.1		0.149U	14.9	mg/Kg dw	95		75 - 125	
Arsenic	29.4		0.328U	29.8	mg/Kg dw	99	0.96	75 - 125	20
Arsenic	29.1		0.328U	29.8	mg/Kg dw	98		75 - 125	
Barium	14.9		0.157I	14.9	mg/Kg dw	99	1.2	75 - 125	20
Barium	14.7		0.157I	14.9	mg/Kg dw	97		75 - 125	
Cadmium	14.1		0.149U	14.9	mg/Kg dw	95	1.6	75 - 125	20
Cadmium	13.9		0.149U	14.9	mg/Kg dw	93		75 - 125	
Chromium (Total)	14.8		0.298U	14.9	mg/Kg dw	100	1.6	75 - 125	20
Chromium (Total)	14.6		0.298U	14.9	mg/Kg dw	98		75 - 125	
Selenium	57.5		0.373U	59.6	mg/Kg dw	96	2.7	75 - 125	20
Selenium	56.0		0.373U	59.6	mg/Kg dw	94		75 - 125	

Data Flag Summary and Definitions of Qualifiers

A =	Result reported is the mean (average) of 2 or more discrete and separate determinations.
D =	Surrogate or matrix spike diluted out.
I =	The reported value is between the laboratory limit of detection (LOD) and the laboratory limit of quantitation(LOQ).
J =	Estimated value - may not be accurate. Use of this code requires justification as follows:
	1. Exceedance of surrogate recovery limits.
	2. Existence of no quality control criteria for a component.
	3. Failure to meet established precision and accuracy criteria.
	4. Matrix interference.
	5. Questionable data due to improper field or lab protocols.
	"J" values are exclusive and are not used in conjunction with other codes.
K =	Indicates off scale low and the actual value is known to be less than the value listed. Used if the value is less than the lowest calibration standard when the calibration curve is known to be non-linear. Can also be used if the actual value is known to be less than the reported value based on sample size or dilution.
L =	Off-scale high and the actual value is known to be greater than the reported value. Used when the sample concentration of the analyte exceeds the linear range or highest calibration standard and the calibration curve is known to exhibit a negative deflection.
M =	To be used for chemical analysis: the presence of the analyte is verified but not quantified and the actual value is less than the value reported.
N =	Presumptive evidence of presence of compound. To be used when the compound has been determined by TIC (Mass spectral library search) or if presence of the compound cannot be confirmed using alternate procedures.
O =	Indicates that the analysis was lost or not performed.
P =	The concentration determined by the second column confirmation exceeded 40%D. The presence/absence of the compound can not be confirmed by GC/MS due to the low concentration. However, in the analyst's opinion, the compound is present in the sample and affected by matrix interference on one GC column. The concentration most appropriate to the sample matrix has been reported.
Q =	Indicates that the sample was prepared or analyzed after the holding time had expired.
S =	Analyte presence/absence has been determined using a historical relative retention time and mass spectral library search. If the analyte was determined to be absent, it is reported as the PQL qualified with a U. If the analyte was determined to be present, the estimated concentration is determined using a historical calibration factor.
T =	Reported value is less than the laboratory limit of detection (LOD). The value is reported for informational purposes only and is not used in statistical analysis.
U =	Indicates that a specific compound was analyzed for but not detected. The reported value shall be the laboratory limit of detection (LOD).
V =	Indicates blank contamination (i.e. the compound was detected in the sample and the associated method blanks).
X =	The spiking solution was inadvertently omitted during the extraction procedure.
Y =	Laboratory analysis was performed on sample that was unpreserved or improperly preserved; therefore, the data may be inaccurate.
? =	Indicates that the data should not be used since some or all of the quality control data for the analyte fall outside limits and the presence or absence of the analyte cannot be determined from the data.
* =	Analysis was not performed due to interference.
NS =	Not spiked - Surrogate or spike solution was inadvertently omitted.
Hierarchy = ? *,O Y V K L M I U T A N Q J S P X.	

Abbreviation Definitions and Acronyms

%REC = Percent Recovery %RPD = Relative Percent Difference DL= Dilution1 DD= Dilution2 TD = Dilution3 QD = Dilution4
DUP = Duplicate LCS/LCSD = Laboratory Control Spike/Duplicate MS/MSD = Matrix Spike/Duplicate QUAL = Qualifier
DF|QF = Dilution|Quantitation Factor LOQ [PQL] = Practical Quantitation Limit
LOD [MDL] = Limit Of Detection/Method Detection Limit. The minimum concentration of an analyte of interest that can be measured and reported with 99 % confidence that the analyte concentration is greater than zero. The LOD for an analyte is determined from the preparation and analysis of a sample in a given matrix containing the analyte. LODs have been determined following the procedure specified in "New and Alternative Analytical Laboratory Methods", DEP-QA-001/01 (September 1, 2003) which is incorporated by reference in Rule 62-160.800, F.A.C., unless otherwise specified by a mandated test method for which the laboratory is certified.
HCL(1:1)=Hydrochloric Acid HNO3(1:1)=Nitric Acid H2SO4(1:1)=Sulfuric Acid Na2S2O3=Sodium Thiosulfate HgCl2=Mercuric Chloride
MCA=Monochloroacetic Acid

Subcontracted Laboratory Certification Information

No Subcontracted Laboratories were used for these samples.

END CERTIFICATE OF RESULTS

5/10/2018 5:38 AM

CHAIN OF CUSTODY RECORD / ANALYSIS REQUEST FORM

11718

MILLENNIUM LABORATORIES, INC.

MILLENNIUM LABORATORIES INC

12721 RACE TRACK RD., TAMPA, FL 33626

813 925-3871 VOICE 813 925-3872 FAX

PROJECT NAME	PROJECT NO.	PROJECT LOCATION (STATE)
Site K		FL
SAMPLERS SIGNATURE	P.O. NUMBER	
CLIENT CONTACT	CLIENT PHONE	CLIENT FAX
Leah Zihlman	904	
CLIENT NAME	CLIENT EMAIL	
Kimley-Horn	leah.zihlman@kimley-horn.com	
CLIENT ADDRESS		
Jacksonville FL 32258		

SAMPLE DATE	SAMPLE TIME	SAMPLE IDENTIFICATION	MATRIX: COMPOSITE (C) OR GRAB (G) INDICATE	MATRIX: AQUEOUS (WATER)	MATRIX: SOLID OR SEMISOLID	MATRIX: AIR	MATRIX: NONAQUEOUS LIQUID (OIL, SOLVENT)	REQUIRED ANALYSIS: 8260C (full)	8270 (PAHs)	8 RCRA	NUMBER OF CONTAINERS SUBMITTED	REMARKS
1/13/15	2:40	SB-2 (0.5)	G		X			X	X	X		
2	10:55	SB-13 (2)						X	X	X		
	1:50	SB-1 (2)						X	X	X		
4	1:10	SB-9 (2)						X	X	X		
	12:25	SB-10 (4)						X	X	X		
6	12:25	SB-10 (0.5)						X	X	X		
	12:25	SB-10 (2)						X	X	X		
	11:45	SB-11 (4)						X	X	X		
	11:45	SB-11 (0.5)						X	X	X		
	10:55	SB-13 (4)						X	X	X		
	11:45	SB-11 (2)						X	X	X		
↓	10:55	SB-13 (0.5)	↓	↓	↓			X	X	X		

PRESERVATIVE

STANDARD REPORT DELIVERY ⊘

DATE DUE

EXPEDITED REPORT DELIVERY (SURCHARGE) ○

DATE DUE

NUMBER OF COOLERS SUBMITTED PER SHIPMENT:

PAGE OF

RELINQUISHED BY: (SIGNATURE)	DATE	TIME	RELINQUISHED BY: (SIGNATURE)	DATE	TIME	RELINQUISHED BY: (SIGNATURE)	DATE	TIME
Kathy Greenfield	1/9/15	1500	Leah M Zihlman	1/14/15				
RECEIVED BY: (SIGNATURE)	DATE	TIME	RECEIVED BY: (SIGNATURE)	DATE	TIME	RECEIVED BY: (SIGNATURE)	DATE	TIME
EMPTY CONTAINERS								

INTERNAL LABORATORY USE ONLY

RECEIVED FOR LABORATORY BY: (SIGNATURE)	DATE	TIME	CUSTODY INTACT	LOG NO.	LABORATORY REMARKS:
AAmaro	1-16-15	12:30	YES ○ NO ○	0115000277	5

Original - Return to Laboratory with Sample(s)

City of Fort Lauderdale

Bid 12139-983

CAM 18-0815
Exhibit 5
Page 305 of 508

p. 1605

Millennium Laboratories Inc.
12721 Race Track Road
Tampa, FL 33626-1314
Voice Phone: (813) 925-3871
Fax Phone: (813) 925-3872
Email: ksheffield@mlabs-fl.com

Florida Department of Health Certification Number E84899 Expires: July 01, 2015

CERTIFICATE OF RESULTS

TRACKING Number:2605.0 DATE OF ISSUE:2015-01-30 19:18:07

Client Project ID: Site K
Lab Project ID: 011500028

This Certificate of Results is provided for:
Ms. Leah Zihlman
Kimley-Horn and Associates
12740 Gran Bay Parkway, Suite 2350
Jacksonville, Florida 32258
904-828-3900

Kathy Sheffield - Lab Director/Project-Mgr.

Kathy Sheffield - CIO - QAQC

This Certificate of Results meets all the requirements of 2003-NELAC Specifications unless otherwise specified within this report. This Certificate shall not be reproduced except in full, without the written consent of Millennium Laboratories. This Certificate of Results relates only to items tested or to the samples as received by Millennium Laboratories Inc. The estimated uncertainty of these test results is based on statistics that can be furnished upon request. If you have obtained possession of this Certificate of Results and you are not the intended recipient, as indicated above, please preserve the confidential nature of this report and notify Millennium Laboratories using the contact information above. Millennium Laboratories retains ownership of this document until properly delivered to the intended recipient.

Case Narrative - Observations, Opinions and Interpretations

One liquid sample was received on January 16, 2015 in good condition. The sample cooler temperature was 3ºC upon receipt, with wet ice present. The sample was analyzed for volatile organics by EPA Method 8260 and for RCRA metals (total and filtered) by EPA Method 6010/7470. Laboratory SOPs MLVM-0002, MLME-0005, and MLME-0010 were used for the analyses.

No QA/QC issues were encountered. All spikes and surrogates were recovered within established limits. All method-specified holding times were met.

Please contact Kathy Sheffield at (813) 925-3871 or ksheffield@mlabs-fl.com if you have any questions or require additional information.

The client`s chain of custody form and the invoice have been attached to the laboratory`s Certificate of Results.

Sample Information:		
ML Sample Number:	**Client Sample ID:**	**Date Collected:**
011500028-01	MW-1	2015-01-15 09:44:00
011500028-02	MW-1 filtered	2015-01-15 09:44:00
011500028-03	Trip Blank	

Matrix Spike Information:			
Analysis Performed:	**Identifier MS/MSD:**	**ML Sample # MS/MSD:**	**ML Batch ID:**
A8260B	Batch	011500026--0102	1L012615
A7470A-Hg	Batch	011500021--0103	012015HW1
A7470A-Hg	Batch	011500026--0601	012015HW1
A6010B-RCRA7	Batch	011500013--0204	012215CW1
A6010B-RCRA7	MW-1	011500028--0104	012215CW1

Millennium Laboratories Inc. - CERTIFICATE OF RESULTS

ML#:011500028-01 container [01] Field Ident: MW-1 Site Name: Site K
Matrix: LQM-Non-Potable Water Preservative: HCL(1:1) Date Collected:2015-01-15 09:44:00
Lab Filtered: No Report Code: A8260B SOP : MLVM-0002
Instrument : VMB-5975

Method: EPA 8260B Volatile Organics Batch ID:1L012615
Date Prepared: Date Analyzed: 2015-01-27 02:46:00

CAS#	Parameter	Result	QUAL	Units	LOD(MDL)	LOQ(PQL)	DF|QF	Analyst
630-20-6	1,1,1,2-Tetrachloroethane	0.27	U	ug/L	0.27	1.0	1.00	KC
71-55-6	1,1,1-Trichloroethane	0.24	U	ug/L	0.24	1.0	1.00	KC
79-34-5	1,1,2,2-Tetrachloroethane	0.17	U	ug/L	0.17	1.0	1.00	KC
79-00-5	1,1,2-Trichloroethane	0.35	U	ug/L	0.35	1.0	1.00	KC
75-34-3	1,1-Dichloroethane	0.22	U	ug/L	0.22	1.0	1.00	KC
75-35-4	1,1-Dichloroethene	0.38	U	ug/L	0.38	1.0	1.00	KC
563-58-6	1,1-Dichloropropene	0.31	U	ug/L	0.31	1.0	1.00	KC
87-61-6	1,2,3-Trichlorobenzene	0.39	U	ug/L	0.39	5.0	1.00	KC
96-18-4	1,2,3-Trichloropropane	0.34	U	ug/L	0.34	1.0	1.00	KC
120-82-1	1,2,4-Trichlorobenzene	0.42	U	ug/L	0.42	5.0	1.00	KC
95-63-6	1,2,4-Trimethylbenzene	0.32	U	ug/L	0.32	1.0	1.00	KC
96-12-8	1,2-Dibromo-3-Chloropropane	0.81	U	ug/L	0.81	4.0	1.00	KC
106-93-4	1,2-Dibromoethane	0.34	U	ug/L	0.34	2.0	1.00	KC
95-50-1	1,2-Dichlorobenzene	0.28	U	ug/L	0.28	1.0	1.00	KC
107-06-2	1,2-Dichloroethane	0.29	U	ug/L	0.29	1.0	1.00	KC
78-87-5	1,2-Dichloropropane	0.29	U	ug/L	0.29	1.0	1.00	KC
108-67-8	1,3,5-Trimethylbenzene	0.25	U	ug/L	0.25	1.0	1.00	KC
541-73-1	1,3-Dichlorobenzene	0.48	U	ug/L	0.48	1.0	1.00	KC
142-28-9	1,3-Dichloropropane	0.19	U	ug/L	0.19	1.0	1.00	KC
106-46-7	1,4-Dichlorobenzene	0.46	U	ug/L	0.46	1.0	1.00	KC
594-20-7	2,2-Dichloropropane	0.40	U	ug/L	0.40	1.0	1.00	KC
78-93-3	2-Butanone	9.5	U	ug/L	9.5	10	1.00	KC
110-75-8	2-Chloroethyl vinyl ether	2.9	U	ug/L	2.9	10	1.00	KC
95-49-8	2-Chlorotoluene	0.27	U	ug/L	0.27	1.0	1.00	KC
591-78-6	2-Hexanone	1.3	U	ug/L	1.3	10	1.00	KC
106-43-4	4-Chlorotoluene	0.26	U	ug/L	0.26	1.0	1.00	KC
99-87-6	4-Isopropyltoluene	0.33	U	ug/L	0.33	1.0	1.00	KC
108-10-1	4-Methyl-2-Pentanone	3.8	U	ug/L	3.8	20	1.00	KC
67-64-1	Acetone	20	U	ug/L	20	50	1.00	KC
75-05-8	Acetonitrile	20	U	ug/L	20	20	1.00	KC
71-43-2	Benzene	0.45	U	ug/L	0.45	1.0	1.00	KC
108-86-1	Bromobenzene	0.45	U	ug/L	0.45	1.0	1.00	KC
74-97-5	Bromochloromethane	0.29	U	ug/L	0.29	1.0	1.00	KC
75-27-4	Bromodichloromethane	0.19	U	ug/L	0.19	1.0	1.00	KC
75-25-2	Bromoform	0.60	U	ug/L	0.60	1.0	1.00	KC
74-83-9	Bromomethane	0.53	U	ug/L	0.53	2.0	1.00	KC
75-15-0	Carbon Disulfide	0.37	U	ug/L	0.37	1.0	1.00	KC
56-23-5	Carbon Tetrachloride	0.27	U	ug/L	0.27	1.0	1.00	KC
108-90-7	Chlorobenzene	0.51	U	ug/L	0.51	1.0	1.00	KC
75-00-3	Chloroethane	0.28	U	ug/L	0.28	2.0	1.00	KC
67-66-3	Chloroform	0.60	U	ug/L	0.60	1.0	1.00	KC
74-87-3	Chloromethane	1.2	U	ug/L	1.2	2.0	1.00	KC
156-59-2	cis-1,2-Dichloroethene	0.34	U	ug/L	0.34	1.0	1.00	KC
10061-01-5	cis-1,3-Dichloropropene	0.16	U	ug/L	0.16	1.0	1.00	KC

Millennium Laboratories Inc. - CERTIFICATE OF RESULTS

CAS#	Parameter	Result	QUAL	Units	LOD(MDL)	LOQ(PQL)	DF|QF	Analyst
124-48-1	Dibromochloromethane	0.32	U	ug/L	0.32	1.0	1.00	KC
74-95-3	Dibromomethane	0.30	U	ug/L	0.30	2.0	1.00	KC
75-71-8	Dichlorodifluoromethane	2.5	U	ug/L	2.5	5.0	1.00	KC
97-63-2	Ethyl methacrylate	0.16	U	ug/L	0.16	1.0	1.00	KC
100-41-4	Ethylbenzene	0.23	U	ug/L	0.23	1.0	1.00	KC
87-68-3	Hexachlorobutadiene	0.64	U	ug/L	0.64	2.0	1.00	KC
74-88-4	Iodomethane	1.7	U	ug/L	1.7	2.0	1.00	KC
78-83-1	Isobutanol	26	U	ug/L	26	100	1.00	KC
98-82-8	Isopropylbenzene	0.28	U	ug/L	0.28	1.0	1.00	KC
136777-61-2	m + p Xylene	0.60	U	ug/L	0.60	1.0	1.00	KC
80-62-6	Methyl methacrylate	1.1	U	ug/L	1.1	10	1.00	KC
1634-04-4	Methyl tert-Butyl Ether	0.41	U	ug/L	0.41	1.0	1.00	KC
75-09-2	Methylene Chloride	3.6	U	ug/L	3.6	5.0	1.00	KC
104-51-8	n-Butylbenzene	0.28	U	ug/L	0.28	1.0	1.00	KC
103-65-1	N-Propylbenzene	0.36	U	ug/L	0.36	1.0	1.00	KC
91-20-3	Naphthalene	1.0	U	ug/L	1.0	2.0	1.00	KC
95-47-6	o-Xylene	0.30	U	ug/L	0.30	1.0	1.00	KC
76-01-7	Pentachloroethane	0.52	U	ug/L	0.52	1.0	1.00	KC
107-12-0	Propionitrile	13	U	ug/L	13	50	1.00	KC
135-98-8	sec-Butylbenzene	0.31	U	ug/L	0.31	1.0	1.00	KC
100-42-5	Styrene	0.22	U	ug/L	0.22	1.0	1.00	KC
98-06-6	tert-Butylbenzene	0.36	U	ug/L	0.36	1.0	1.00	KC
127-18-4	Tetrachloroethene	0.45	U	ug/L	0.45	1.0	1.00	KC
108-88-3	Toluene	0.70	U	ug/L	0.70	1.0	1.00	KC
156-60-5	trans-1,2-Dichloroethene	0.23	U	ug/L	0.23	1.0	1.00	KC
10061-02-6	trans-1,3-Dichloropropene	0.18	U	ug/L	0.18	1.0	1.00	KC
110-57-6	trans-1,4-Dichloro-2-butene	1.2	U	ug/L	1.2	2.0	1.00	KC
79-01-6	Trichloroethene	0.30	U	ug/L	0.30	1.0	1.00	KC
75-69-4	Trichlorofluoromethane	0.20	U	ug/L	0.20	1.0	1.00	KC
108-05-4	Vinyl Acetate	2.1	U	ug/L	2.1	10	1.00	KC
75-01-4	Vinyl Chloride	0.50	U	ug/L	0.50	1.0	1.00	KC

Surrogates

CAS#	Parameter	Result	Expect Value	QUAL	Recovery	Unit	Limits	Analyst
17060-07-0	1,2-Dichloroethane-d4	54.6	40.0		137	%	70 - 170	KC
460-00-4	p-Bromofluorobenzene	44.1	40.0		110	%	72 - 150	KC
2037-26-5	Toluene-d8	44.1	40.0		110	%	74 - 150	KC

Millennium Laboratories Inc. - CERTIFICATE OF RESULTS

ML#:011500028-03 container [01] Field Ident: Trip Blank Site Name: Site K
Matrix: LQM-Non-Potable Water Preservative: HCL(1:1) Date Collected:
Lab Filtered: No Report Code: A8260B SOP : MLVM-0002
Instrument : VMB-5975

Method: EPA 8260B Volatile Organics Batch ID:1L012615
Date Prepared: Date Analyzed: 2015-01-27 02:20:00

CAS#	Parameter	Result	QUAL	Units	LOD(MDL)	LOQ(PQL)	DF|QF	Analyst
630-20-6	1,1,1,2-Tetrachloroethane	0.27	U	ug/L	0.27	1.0	1.00	KC
71-55-6	1,1,1-Trichloroethane	0.24	U	ug/L	0.24	1.0	1.00	KC
79-34-5	1,1,2,2-Tetrachloroethane	0.17	U	ug/L	0.17	1.0	1.00	KC
79-00-5	1,1,2-Trichloroethane	0.35	U	ug/L	0.35	1.0	1.00	KC
75-34-3	1,1-Dichloroethane	0.22	U	ug/L	0.22	1.0	1.00	KC
75-35-4	1,1-Dichloroethene	0.38	U	ug/L	0.38	1.0	1.00	KC
563-58-6	1,1-Dichloropropene	0.31	U	ug/L	0.31	1.0	1.00	KC
87-61-6	1,2,3-Trichlorobenzene	0.39	U	ug/L	0.39	5.0	1.00	KC
96-18-4	1,2,3-Trichloropropane	0.34	U	ug/L	0.34	1.0	1.00	KC
120-82-1	1,2,4-Trichlorobenzene	0.42	U	ug/L	0.42	5.0	1.00	KC
95-63-6	1,2,4-Trimethylbenzene	0.32	U	ug/L	0.32	1.0	1.00	KC
96-12-8	1,2-Dibromo-3-Chloropropane	0.81	U	ug/L	0.81	4.0	1.00	KC
106-93-4	1,2-Dibromoethane	0.34	U	ug/L	0.34	2.0	1.00	KC
95-50-1	1,2-Dichlorobenzene	0.28	U	ug/L	0.28	1.0	1.00	KC
107-06-2	1,2-Dichloroethane	0.29	U	ug/L	0.29	1.0	1.00	KC
78-87-5	1,2-Dichloropropane	0.29	U	ug/L	0.29	1.0	1.00	KC
108-67-8	1,3,5-Trimethylbenzene	0.25	U	ug/L	0.25	1.0	1.00	KC
541-73-1	1,3-Dichlorobenzene	0.48	U	ug/L	0.48	1.0	1.00	KC
142-28-9	1,3-Dichloropropane	0.19	U	ug/L	0.19	1.0	1.00	KC
106-46-7	1,4-Dichlorobenzene	0.46	U	ug/L	0.46	1.0	1.00	KC
594-20-7	2,2-Dichloropropane	0.40	U	ug/L	0.40	1.0	1.00	KC
78-93-3	2-Butanone	9.5	U	ug/L	9.5	10	1.00	KC
110-75-8	2-Chloroethyl vinyl ether	2.9	U	ug/L	2.9	10	1.00	KC
95-49-8	2-Chlorotoluene	0.27	U	ug/L	0.27	1.0	1.00	KC
591-78-6	2-Hexanone	1.3	U	ug/L	1.3	10	1.00	KC
106-43-4	4-Chlorotoluene	0.26	U	ug/L	0.26	1.0	1.00	KC
99-87-6	4-Isopropyltoluene	0.33	U	ug/L	0.33	1.0	1.00	KC
108-10-1	4-Methyl-2-Pentanone	3.8	U	ug/L	3.8	20	1.00	KC
67-64-1	Acetone	20	U	ug/L	20	50	1.00	KC
75-05-8	Acetonitrile	20	U	ug/L	20	20	1.00	KC
71-43-2	Benzene	0.45	U	ug/L	0.45	1.0	1.00	KC
108-86-1	Bromobenzene	0.45	U	ug/L	0.45	1.0	1.00	KC
74-97-5	Bromochloromethane	0.29	U	ug/L	0.29	1.0	1.00	KC
75-27-4	Bromodichloromethane	0.19	U	ug/L	0.19	1.0	1.00	KC
75-25-2	Bromoform	0.60	U	ug/L	0.60	1.0	1.00	KC
74-83-9	Bromomethane	0.53	U	ug/L	0.53	2.0	1.00	KC
75-15-0	Carbon Disulfide	0.37	U	ug/L	0.37	1.0	1.00	KC
56-23-5	Carbon Tetrachloride	0.27	U	ug/L	0.27	1.0	1.00	KC
108-90-7	Chlorobenzene	0.51	U	ug/L	0.51	1.0	1.00	KC
75-00-3	Chloroethane	0.28	U	ug/L	0.28	2.0	1.00	KC
67-66-3	Chloroform	0.60	U	ug/L	0.60	1.0	1.00	KC
74-87-3	Chloromethane	1.2	U	ug/L	1.2	2.0	1.00	KC
156-59-2	cis-1,2-Dichloroethene	0.34	U	ug/L	0.34	1.0	1.00	KC
10061-01-5	cis-1,3-Dichloropropene	0.16	U	ug/L	0.16	1.0	1.00	KC

Millennium Laboratories Inc. - CERTIFICATE OF RESULTS

CAS#	Parameter	Result	QUAL	Units	LOD(MDL)	LOQ(PQL)	DF|QF	Analyst
124-48-1	Dibromochloromethane	0.32	U	ug/L	0.32	1.0	1.00	KC
74-95-3	Dibromomethane	0.30	U	ug/L	0.30	2.0	1.00	KC
75-71-8	Dichlorodifluoromethane	2.5	U	ug/L	2.5	5.0	1.00	KC
97-63-2	Ethyl methacrylate	0.16	U	ug/L	0.16	1.0	1.00	KC
100-41-4	Ethylbenzene	0.23	U	ug/L	0.23	1.0	1.00	KC
87-68-3	Hexachlorobutadiene	0.64	U	ug/L	0.64	2.0	1.00	KC
74-88-4	Iodomethane	1.7	U	ug/L	1.7	2.0	1.00	KC
78-83-1	Isobutanol	26	U	ug/L	26	100	1.00	KC
98-82-8	Isopropylbenzene	0.28	U	ug/L	0.28	1.0	1.00	KC
136777-61-2	m + p Xylene	0.60	U	ug/L	0.60	1.0	1.00	KC
80-62-6	Methyl methacrylate	1.1	U	ug/L	1.1	10	1.00	KC
1634-04-4	Methyl tert-Butyl Ether	0.41	U	ug/L	0.41	1.0	1.00	KC
75-09-2	Methylene Chloride	3.6	U	ug/L	3.6	5.0	1.00	KC
104-51-8	n-Butylbenzene	0.28	U	ug/L	0.28	1.0	1.00	KC
103-65-1	N-Propylbenzene	0.36	U	ug/L	0.36	1.0	1.00	KC
91-20-3	Naphthalene	1.0	U	ug/L	1.0	2.0	1.00	KC
95-47-6	o-Xylene	0.30	U	ug/L	0.30	1.0	1.00	KC
76-01-7	Pentachloroethane	0.52	U	ug/L	0.52	1.0	1.00	KC
107-12-0	Propionitrile	13	U	ug/L	13	50	1.00	KC
135-98-8	sec-Butylbenzene	0.31	U	ug/L	0.31	1.0	1.00	KC
100-42-5	Styrene	0.22	U	ug/L	0.22	1.0	1.00	KC
98-06-6	tert-Butylbenzene	0.36	U	ug/L	0.36	1.0	1.00	KC
127-18-4	Tetrachloroethene	0.45	U	ug/L	0.45	1.0	1.00	KC
108-88-3	Toluene	0.70	U	ug/L	0.70	1.0	1.00	KC
156-60-5	trans-1,2-Dichloroethene	0.23	U	ug/L	0.23	1.0	1.00	KC
10061-02-6	trans-1,3-Dichloropropene	0.18	U	ug/L	0.18	1.0	1.00	KC
110-57-6	trans-1,4-Dichloro-2-butene	1.2	U	ug/L	1.2	2.0	1.00	KC
79-01-6	Trichloroethene	0.30	U	ug/L	0.30	1.0	1.00	KC
75-69-4	Trichlorofluoromethane	0.20	U	ug/L	0.20	1.0	1.00	KC
108-05-4	Vinyl Acetate	2.1	U	ug/L	2.1	10	1.00	KC
75-01-4	Vinyl Chloride	0.50	U	ug/L	0.50	1.0	1.00	KC

Surrogates

CAS#	Parameter	Result	Expect Value	QUAL	Recovery	Unit	Limits	Analyst
17060-07-0	1,2-Dichloroethane-d4	52.3	40.0		131	%	70 - 170	KC
460-00-4	p-Bromofluorobenzene	44.4	40.0		111	%	72 - 150	KC
2037-26-5	Toluene-d8	41.1	40.0		103	%	74 - 150	KC

Millennium Laboratories Inc. - CERTIFICATE OF RESULTS

ML#:011500028-01 container [04]
Matrix: LQM-Non-Potable Water
Lab Filtered: No
Field Ident: MW-1
Preservative: HNO3(1:1)
Report Code: A7470A-Hg
Instrument : MET-HG-01
Site Name: Site K
Date Collected:2015-01-15 09:44:00
SOP : MLME-0010
Method: EPA 7470A Mercury (Hg)
Date Prepared:2015-01-20 11:37:00
Batch ID:012015HW1
Date Analyzed: 2015-01-20 18:57:00

CAS#	Parameter	Result	QUAL	Units	LOD(MDL)	LOQ(PQL)	DF|QF	Analyst
7439-97-6	Mercury	0.00010	U	mg/L	0.00010	0.00020	1.00	PSS

Millennium Laboratories Inc. - CERTIFICATE OF RESULTS

ML#:011500028-02 container [01] Field Ident: MW-1 filtered Site Name: Site K
Matrix: LQM-Non-Potable Water Preservative: HNO3(1:1) Date Collected:2015-01-15 09:44:00
Lab Filtered: No Report Code: A7470A-Hg SOP : MLME-0010
Instrument : MET-HG-01
Method: EPA 7470A Mercury (Hg) Batch ID:012015HW1
Date Prepared:2015-01-20 11:37:00 Date Analyzed: 2015-01-20 18:57:00

CAS#	Parameter	Result	QUAL	Units	LOD(MDL)	LOQ(PQL)	DF|QF	Analyst
7439-97-6	Mercury	0.00010	U	mg/L	0.00010	0.00020	1.00	PSS

Millennium Laboratories Inc. - CERTIFICATE OF RESULTS

ML#:011500028-01 container [04]
Matrix: LQM-Non-Potable Water
Lab Filtered: No
Field Ident: MW-1
Preservative: HNO3(1:1)
Report Code: A6010B-RCRA7
Instrument : MET-ICP-01
Site Name: Site K
Date Collected:2015-01-15 09:44:00
SOP : MLME-0006, MLME-0005
Method: EPA 6010B RCRA7
Date Prepared:2015-01-22 14:14:00
Batch ID:012215CW1
Date Analyzed: 2015-01-23 16:30:12

CAS#	Parameter	Result	QUAL	Units	LOD(MDL)	LOQ(PQL)	DF|QF	Analyst
7439-92-1	Lead	0.0040	U	mg/L	0.0040	0.0080	1.00	PSS
7440-22-4	Silver	0.0010	U	mg/L	0.0010	0.0020	1.00	PSS
7440-38-2	Arsenic	0.0040	U	mg/L	0.0040	0.0080	1.00	PSS
7440-39-3	Barium	**0.0056**		mg/L	0.0010	0.0020	1.00	PSS
7440-43-9	Cadmium	0.0010	U	mg/L	0.0010	0.0020	1.00	PSS
7440-47-3	Chromium (Total)	0.0020	U	mg/L	0.0020	0.0040	1.00	PSS
7782-49-2	Selenium	0.0040	U	mg/L	0.0040	0.0080	1.00	PSS

Millennium Laboratories Inc. - CERTIFICATE OF RESULTS

ML#:011500028-02 container [01] Field Ident: MW-1 filtered Site Name: Site K
Matrix: LQM-Non-Potable Water Preservative: HNO3(1:1) Date Collected:2015-01-15 09:44:00
Lab Filtered: No Report Code: A6010B-RCRA7 SOP : MLME-0006, MLME-0005
Instrument : MET-ICP-01
Method: EPA 6010B RCRA7 Batch ID:012215CW1
Date Prepared:2015-01-22 14:14:00 Date Analyzed: 2015-01-23 16:48:44

CAS#	Parameter	Result	QUAL	Units	LOD(MDL)	LOQ(PQL)	DF|QF	Analyst
7439-92-1	Lead	0.0040	U	mg/L	0.0040	0.0080	1.00	PSS
7440-22-4	Silver	0.0010	U	mg/L	0.0010	0.0020	1.00	PSS
7440-38-2	Arsenic	0.0040	U	mg/L	0.0040	0.0080	1.00	PSS
7440-39-3	Barium	**0.0052**		mg/L	0.0010	0.0020	1.00	PSS
7440-43-9	Cadmium	0.0010	U	mg/L	0.0010	0.0020	1.00	PSS
7440-47-3	Chromium (Total)	0.0020	U	mg/L	0.0020	0.0040	1.00	PSS
7782-49-2	Selenium	0.0040	U	mg/L	0.0040	0.0080	1.00	PSS

Millennium Laboratories Inc. - CERTIFICATE OF RESULTS

ML#:011500028 Field Ident: Lab Blank Site Name:
Matrix: LQM-Non-Potable Water Preservative: none Date Collected:
Lab Filtered: No Report Code: A8260B SOP : MLVM-0002
Instrument : VMB-5975

Method: EPA 8260B Volatile Organics Batch ID:1L012615
Date Prepared: Date Analyzed: 2015-01-26 22:11:00

CAS#	Parameter	Result	QUAL	Units	LOD(MDL)	LOQ(PQL)	DF|QF	Analyst
630-20-6	1,1,1,2-Tetrachloroethane	0.27	U	ug/L	0.27	1.0	1.00	KC
71-55-6	1,1,1-Trichloroethane	0.24	U	ug/L	0.24	1.0	1.00	KC
79-34-5	1,1,2,2-Tetrachloroethane	0.17	U	ug/L	0.17	1.0	1.00	KC
79-00-5	1,1,2-Trichloroethane	0.35	U	ug/L	0.35	1.0	1.00	KC
75-34-3	1,1-Dichloroethane	0.22	U	ug/L	0.22	1.0	1.00	KC
75-35-4	1,1-Dichloroethene	0.38	U	ug/L	0.38	1.0	1.00	KC
563-58-6	1,1-Dichloropropene	0.31	U	ug/L	0.31	1.0	1.00	KC
87-61-6	1,2,3-Trichlorobenzene	0.39	U	ug/L	0.39	5.0	1.00	KC
96-18-4	1,2,3-Trichloropropane	0.34	U	ug/L	0.34	1.0	1.00	KC
120-82-1	1,2,4-Trichlorobenzene	0.42	U	ug/L	0.42	5.0	1.00	KC
95-63-6	1,2,4-Trimethylbenzene	0.32	U	ug/L	0.32	1.0	1.00	KC
96-12-8	1,2-Dibromo-3-Chloropropane	0.81	U	ug/L	0.81	4.0	1.00	KC
106-93-4	1,2-Dibromoethane	0.34	U	ug/L	0.34	2.0	1.00	KC
95-50-1	1,2-Dichlorobenzene	0.28	U	ug/L	0.28	1.0	1.00	KC
107-06-2	1,2-Dichloroethane	0.29	U	ug/L	0.29	1.0	1.00	KC
78-87-5	1,2-Dichloropropane	0.29	U	ug/L	0.29	1.0	1.00	KC
108-67-8	1,3,5-Trimethylbenzene	0.25	U	ug/L	0.25	1.0	1.00	KC
541-73-1	1,3-Dichlorobenzene	0.48	U	ug/L	0.48	1.0	1.00	KC
142-28-9	1,3-Dichloropropane	0.19	U	ug/L	0.19	1.0	1.00	KC
106-46-7	1,4-Dichlorobenzene	0.46	U	ug/L	0.46	1.0	1.00	KC
594-20-7	2,2-Dichloropropane	0.40	U	ug/L	0.40	1.0	1.00	KC
78-93-3	2-Butanone	9.5	U	ug/L	9.5	10	1.00	KC
110-75-8	2-Chloroethyl vinyl ether	2.9	U	ug/L	2.9	10	1.00	KC
95-49-8	2-Chlorotoluene	0.27	U	ug/L	0.27	1.0	1.00	KC
591-78-6	2-Hexanone	1.3	U	ug/L	1.3	10	1.00	KC
106-43-4	4-Chlorotoluene	0.26	U	ug/L	0.26	1.0	1.00	KC
99-87-6	4-Isopropyltoluene	0.33	U	ug/L	0.33	1.0	1.00	KC
108-10-1	4-Methyl-2-Pentanone	3.8	U	ug/L	3.8	20	1.00	KC
67-64-1	Acetone	20	U	ug/L	20	50	1.00	KC
75-05-8	Acetonitrile	20	U	ug/L	20	20	1.00	KC
71-43-2	Benzene	0.45	U	ug/L	0.45	1.0	1.00	KC
108-86-1	Bromobenzene	0.45	U	ug/L	0.45	1.0	1.00	KC
74-97-5	Bromochloromethane	0.29	U	ug/L	0.29	1.0	1.00	KC
75-27-4	Bromodichloromethane	0.19	U	ug/L	0.19	1.0	1.00	KC
75-25-2	Bromoform	0.60	U	ug/L	0.60	1.0	1.00	KC
74-83-9	Bromomethane	0.53	U	ug/L	0.53	2.0	1.00	KC
75-15-0	Carbon Disulfide	0.37	U	ug/L	0.37	1.0	1.00	KC
56-23-5	Carbon Tetrachloride	0.27	U	ug/L	0.27	1.0	1.00	KC
108-90-7	Chlorobenzene	0.51	U	ug/L	0.51	1.0	1.00	KC
75-00-3	Chloroethane	0.28	U	ug/L	0.28	2.0	1.00	KC
67-66-3	Chloroform	0.60	U	ug/L	0.60	1.0	1.00	KC
74-87-3	Chloromethane	1.2	U	ug/L	1.2	2.0	1.00	KC
156-59-2	cis-1,2-Dichloroethene	0.34	U	ug/L	0.34	1.0	1.00	KC
10061-01-5	cis-1,3-Dichloropropene	0.16	U	ug/L	0.16	1.0	1.00	KC

Millennium Laboratories Inc. - CERTIFICATE OF RESULTS

CAS#	Parameter	Result	QUAL	Units	LOD(MDL)	LOQ(PQL)	DF|QF	Analyst
124-48-1	Dibromochloromethane	0.32	U	ug/L	0.32	1.0	1.00	KC
74-95-3	Dibromomethane	0.30	U	ug/L	0.30	2.0	1.00	KC
75-71-8	Dichlorodifluoromethane	2.5	U	ug/L	2.5	5.0	1.00	KC
97-63-2	Ethyl methacrylate	0.16	U	ug/L	0.16	1.0	1.00	KC
100-41-4	Ethylbenzene	0.23	U	ug/L	0.23	1.0	1.00	KC
87-68-3	Hexachlorobutadiene	0.64	U	ug/L	0.64	2.0	1.00	KC
74-88-4	Iodomethane	1.7	U	ug/L	1.7	2.0	1.00	KC
78-83-1	Isobutanol	26	U	ug/L	26	100	1.00	KC
98-82-8	Isopropylbenzene	0.28	U	ug/L	0.28	1.0	1.00	KC
136777-61-2	m + p Xylene	0.60	U	ug/L	0.60	1.0	1.00	KC
80-62-6	Methyl methacrylate	1.1	U	ug/L	1.1	10	1.00	KC
1634-04-4	Methyl tert-Butyl Ether	0.41	U	ug/L	0.41	1.0	1.00	KC
75-09-2	Methylene Chloride	3.6	U	ug/L	3.6	5.0	1.00	KC
104-51-8	n-Butylbenzene	0.28	U	ug/L	0.28	1.0	1.00	KC
103-65-1	N-Propylbenzene	0.36	U	ug/L	0.36	1.0	1.00	KC
91-20-3	Naphthalene	1.0	U	ug/L	1.0	2.0	1.00	KC
95-47-6	o-Xylene	0.30	U	ug/L	0.30	1.0	1.00	KC
76-01-7	Pentachloroethane	0.52	U	ug/L	0.52	1.0	1.00	KC
107-12-0	Propionitrile	13	U	ug/L	13	50	1.00	KC
135-98-8	sec-Butylbenzene	0.31	U	ug/L	0.31	1.0	1.00	KC
100-42-5	Styrene	0.22	U	ug/L	0.22	1.0	1.00	KC
98-06-6	tert-Butylbenzene	0.36	U	ug/L	0.36	1.0	1.00	KC
127-18-4	Tetrachloroethene	0.45	U	ug/L	0.45	1.0	1.00	KC
108-88-3	Toluene	0.70	U	ug/L	0.70	1.0	1.00	KC
156-60-5	trans-1,2-Dichloroethene	0.23	U	ug/L	0.23	1.0	1.00	KC
10061-02-6	trans-1,3-Dichloropropene	0.18	U	ug/L	0.18	1.0	1.00	KC
110-57-6	trans-1,4-Dichloro-2-butene	1.2	U	ug/L	1.2	2.0	1.00	KC
79-01-6	Trichloroethene	0.30	U	ug/L	0.30	1.0	1.00	KC
75-69-4	Trichlorofluoromethane	0.20	U	ug/L	0.20	1.0	1.00	KC
108-05-4	Vinyl Acetate	2.1	U	ug/L	2.1	10	1.00	KC
75-01-4	Vinyl Chloride	0.50	U	ug/L	0.50	1.0	1.00	KC

Surrogates

CAS#	Parameter	Result	Expect Value	QUAL	Recovery	Unit	Limits	Analyst
17060-07-0	1,2-Dichloroethane-d4	43.2	40.0		108	%	70 - 170	KC
460-00-4	p-Bromofluorobenzene	40.2	40.0		101	%	72 - 150	KC
2037-26-5	Toluene-d8	41.4	40.0		103	%	74 - 150	KC

Millennium Laboratories Inc. - CERTIFICATE OF RESULTS

ML#:011500028
Matrix: LQM-Non-Potable Water
Lab Filtered: No
Field Ident: Lab Blank
Preservative: none
Report Code: A7470A-Hg
Instrument : MET-HG-01
Site Name:
Date Collected:
SOP : MLME-0010
Method: EPA 7470A Mercury (Hg)
Date Prepared:2015-01-20 11:37:00
Batch ID:012015HW1
Date Analyzed: 2015-01-20 18:57:00

CAS#	Parameter	Result	QUAL	Units	LOD(MDL)	LOQ(PQL)	DF|QF	Analyst
7439-97-6	Mercury	0.00010	U	mg/L	0.00010	0.00020	1.00	PSS

Millennium Laboratories Inc. - CERTIFICATE OF RESULTS

ML#:011500028
Matrix: LQM-Non-Potable Water
Lab Filtered: No

Field Ident: Lab Blank
Preservative: none
Report Code: A6010B-RCRA7
Instrument : MET-ICP-01

Site Name:
Date Collected:
SOP : MLME-0006, MLME-0005

Method: EPA 6010B RCRA7
Date Prepared:2015-01-22 14:14:00

Batch ID:012215CW1
Date Analyzed: 2015-01-23 16:12:40

CAS#	Parameter	Result	QUAL	Units	LOD(MDL)	LOQ(PQL)	DF|QF	Analyst
7439-92-1	Lead	0.0040	U	mg/L	0.0040	0.0080	1.00	PSS
7440-22-4	Silver	0.0010	U	mg/L	0.0010	0.0020	1.00	PSS
7440-38-2	Arsenic	0.0040	U	mg/L	0.0040	0.0080	1.00	PSS
7440-39-3	Barium	0.0010	U	mg/L	0.0010	0.0020	1.00	PSS
7440-43-9	Cadmium	0.0010	U	mg/L	0.0010	0.0020	1.00	PSS
7440-47-3	Chromium (Total)	0.0020	U	mg/L	0.0020	0.0040	1.00	PSS
7782-49-2	Selenium	0.0040	U	mg/L	0.0040	0.0080	1.00	PSS

Millennium Laboratories Inc. - CERTIFICATE OF RESULTS

ML #:011500028 Field Ident: LCS/LCSD Site Name:
Matrix: LQM-Non-Potable Water Preservative: none Date Collected:
Lab Filtered: No Report Code: A8260B SOP : MLVM-0002
Instrument : VMB-5975
Method: EPA 8260B Volatile Organics Batch ID:1L012615
Date Prepared: Date Analyzed: 2015-01-26 20:41:00

Laboratory Control Samples

Parameters	Spike Result	QUAL	LB Result	Expect Value	Units	Spike % Recovery	Spike %RPD	Accuracy Limit	Precision Limit
1,1-Dichloroethene	44.1		0.380U	40.0	ug/L	110	2.2	80 - 174	34
1,1-Dichloroethene	43.2		0.380U	40.0	ug/L	108		80 - 174	
Benzene	37.5		0.450U	40.0	ug/L	94	0.19	79 - 131	23
Benzene	37.5		0.450U	40.0	ug/L	94		79 - 131	
Chlorobenzene	38.5		0.510U	40.0	ug/L	96	0.52	80 - 127	18
Chlorobenzene	38.3		0.510U	40.0	ug/L	96		80 - 127	
Toluene	38.7		0.700U	40.0	ug/L	97	3.3	74 - 130	27
Toluene	40.0		0.700U	40.0	ug/L	100		74 - 130	
Trichloroethene	38.9		0.300U	40.0	ug/L	97	3.0	77 - 140	21
Trichloroethene	40.1		0.300U	40.0	ug/L	100		77 - 140	

Surrogates

CAS#	Parameter	Result	Expect Value	QUAL	Recovery	Unit	Limits	Analyst
17060-07-0	1,2-Dichloroethane-d4	42.4	40.0		106	%	70 - 170	KC
17060-07-0	1,2-Dichloroethane-d4	41.5	40.0		104	%	70 - 170	KC
460-00-4	p-Bromofluorobenzene	39.6	40.0		99	%	72 - 150	KC
460-00-4	p-Bromofluorobenzene	39.2	40.0		98	%	72 - 150	KC
2037-26-5	Toluene-d8	42.0	40.0		105	%	74 - 150	KC
2037-26-5	Toluene-d8	42.9	40.0		107	%	74 - 150	KC

Millennium Laboratories Inc. - CERTIFICATE OF RESULTS

ML #:011500028
Matrix: LQM-Non-Potable Water
Lab Filtered: No
Field Ident: LCS/LCSD
Preservative: none
Report Code: A7470A-Hg
Instrument : MET-HG-01
Site Name:
Date Collected:
SOP : MLME-0010
Method: EPA 7470A Mercury (Hg)
Date Prepared:2015-01-20 11:37:00
Batch ID:012015HW1
Date Analyzed: 2015-01-20 18:57:00

Laboratory Control Samples

Parameters	Spike Result	QUAL	LB Result	Expect Value	Units	Spike % Recovery	Spike %RPD	Accuracy Limit	Precision Limit
Mercury	0.00498		0.000100U	0.00500	mg/L	100	4.1	90 - 110	10
Mercury	0.00478		0.000100U	0.00500	mg/L	96		90 - 110	

Millennium Laboratories Inc. - CERTIFICATE OF RESULTS

ML #:011500028
Matrix: LQM-Non-Potable Water
Lab Filtered: No
Field Ident: LCS/LCSD
Preservative: none
Report Code: A6010B-RCRA7
Instrument : MET-ICP-01
Site Name:
Date Collected:
SOP : MLME-0006, MLME-0005
Method: EPA 6010B RCRA7
Date Prepared:2015-01-22 14:14:00
Batch ID:012215CW1
Date Analyzed: 2015-01-23 16:18:05

Laboratory Control Samples

Parameters	Spike Result	QUAL	LB Result	Expect Value	Units	Spike % Recovery	Spike %RPD	Accuracy Limit	Precision Limit
Lead	0.360		0.00400U	0.400	mg/L	90	3.7	80 - 120	20
Lead	0.374		0.00400U	0.400	mg/L	93		80 - 120	
Silver	0.192		0.00100U	0.200	mg/L	96	1.4	80 - 120	20
Silver	0.194		0.00100U	0.200	mg/L	97		80 - 120	
Arsenic	0.393		0.00400U	0.400	mg/L	98	3.0	80 - 120	20
Arsenic	0.405		0.00400U	0.400	mg/L	101		80 - 120	
Barium	0.196		0.00100U	0.200	mg/L	98	0.10	80 - 120	20
Barium	0.196		0.00100U	0.200	mg/L	98		80 - 120	
Cadmium	0.188		0.00100U	0.200	mg/L	94	2.7	80 - 120	20
Cadmium	0.193		0.00100U	0.200	mg/L	97		80 - 120	
Chromium (Total)	0.194		0.00200U	0.200	mg/L	97	0.97	80 - 120	20
Chromium (Total)	0.196		0.00200U	0.200	mg/L	98		80 - 120	
Selenium	0.797		0.00400U	0.800	mg/L	100	0.29	80 - 120	20
Selenium	0.799		0.00400U	0.800	mg/L	100		80 - 120	

Millennium Laboratories Inc. - CERTIFICATE OF RESULTS

ML #:011500028[011500026--0102]
Matrix: LQM-Non-Potable Water
Lab Filtered: No
Field Ident: MS/MSD
Preservative: HCL(1:1)
Report Code: A8260B
Instrument : VMB-5975
Site Name:
Date Collected:2015-01-14 10:40:00
SOP : MLVM-0002
Method: EPA 8260B Volatile Organics
Date Prepared:
Batch ID:1L012615
Date Analyzed: 2015-01-27 04:04:00

Matrix Spike Samples

Parameters	Spike Result	QUAL	Parent Result	Expect Value	Units	Spike % Recovery	Spike %RPD	Accuracy Limit	Precision Limit
1,1-Dichloroethene	47.5		0.380U	40.0	ug/L	119	1.0	80 - 174	34
1,1-Dichloroethene	47.0		0.380U	40.0	ug/L	118		80 - 174	
Benzene	36.6		0.450U	40.0	ug/L	92	1.1	79 - 131	23
Benzene	37.0		0.450U	40.0	ug/L	93		79 - 131	
Chlorobenzene	38.4		0.510U	40.0	ug/L	96	1.8	82 - 127	18
Chlorobenzene	39.1		0.510U	40.0	ug/L	98		82 - 127	
Toluene	38.7		0.700U	40.0	ug/L	97	0.46	74 - 130	27
Toluene	38.8		0.700U	40.0	ug/L	97		74 - 130	
Trichloroethene	40.2		0.300U	40.0	ug/L	100	1.5	77 - 140	21
Trichloroethene	40.8		0.300U	40.0	ug/L	102		77 - 140	

Surrogates

CAS#	Parameter	Result	Expect Value	QUAL	Recovery	Unit	Limits	Analyst
17060-07-0	1,2-Dichloroethane-d4	53.4	40.0		133	%	70 - 170	KC
17060-07-0	1,2-Dichloroethane-d4	51.8	40.0		129	%	70 - 170	KC
460-00-4	p-Bromofluorobenzene	43.7	40.0		109	%	72 - 150	KC
460-00-4	p-Bromofluorobenzene	43.9	40.0		110	%	72 - 150	KC
2037-26-5	Toluene-d8	44.7	40.0		112	%	74 - 150	KC
2037-26-5	Toluene-d8	45.0	40.0		112	%	74 - 150	KC

Millennium Laboratories Inc. - CERTIFICATE OF RESULTS

ML #:011500028[011500021--0103]
Matrix: LQM-Non-Potable Water
Lab Filtered: No
Field Ident: MS/MSD
Preservative: HNO3(1:1)
Report Code: A7470A-Hg
Instrument : MET-HG-01
Site Name:
Date Collected:2015-01-13 11:32:00
SOP : MLME-0010
Method: EPA 7470A Mercury (Hg)
Date Prepared:2015-01-20 11:37:00
Batch ID:012015HW1
Date Analyzed: 2015-01-20 18:57:00

Matrix Spike Samples

Parameters	Spike Result	QUAL	Parent Result	Expect Value	Units	Spike % Recovery	Spike %RPD	Accuracy Limit	Precision Limit
Mercury	0.00488		0.000100U	0.00500	mg/L	98	1.2	85 - 115	10
Mercury	0.00482		0.000100U	0.00500	mg/L	96		85 - 115	

Millennium Laboratories Inc. - CERTIFICATE OF RESULTS

ML #:011500028[011500026--0601]
Matrix: LQM-Non-Potable Water
Lab Filtered: No
Field Ident: MS/MSD
Preservative: HNO3(1:1)
Report Code: A7470A-Hg
Instrument : MET-HG-01
Site Name:
Date Collected:2015-01-14 10:40:00
SOP : MLME-0010
Method: EPA 7470A Mercury (Hg)
Date Prepared:2015-01-20 11:37:00
Batch ID:012015HW1
Date Analyzed: 2015-01-20 18:57:00

Matrix Spike Samples

Parameters	Spike Result	QUAL	Parent Result	Expect Value	Units	Spike % Recovery	Spike %RPD	Accuracy Limit	Precision Limit
Mercury	0.00502		0.000100U	0.00500	mg/L	100	3.3	85 - 115	10
Mercury	0.00486		0.000100U	0.00500	mg/L	97		85 - 115	

Millennium Laboratories Inc. - CERTIFICATE OF RESULTS

ML #:011500028[011500013--0204]
Matrix: LQM-Non-Potable Water
Lab Filtered: No
Field Ident: MS/MSD
Preservative: HCL(1:1)
Report Code: A6010B-RCRA7
Instrument : MET-ICP-01
Site Name:
Date Collected:2015-01-09 11:20:00
SOP : MLME-0006, MLME-0005
Method: EPA 6010B RCRA7
Date Prepared:2015-01-22 14:14:00
Batch ID:012215CW1
Date Analyzed: 2015-01-23 17:43:14

Matrix Spike Samples

Parameters	Spike Result	QUAL	Parent Result	Expect Value	Units	Spike % Recovery	Spike %RPD	Accuracy Limit	Precision Limit
Lead	0.504		0.117	0.400	mg/L	97	6.6	75 - 125	20
Lead	0.538		0.117	0.400	mg/L	105		75 - 125	
Silver	0.195		0.0100U	0.200	mg/L	98	6.2	75 - 125	20
Silver	0.208		0.0100U	0.200	mg/L	104		75 - 125	
Arsenic	0.442		0.0400U	0.400	mg/L	110	6.4	75 - 125	20
Arsenic	0.471		0.0400U	0.400	mg/L	118		75 - 125	
Barium	0.233		0.0402	0.200	mg/L	96	6.2	75 - 125	20
Barium	0.248		0.0402	0.200	mg/L	104		75 - 125	
Cadmium	0.189		0.0100U	0.200	mg/L	95	5.7	75 - 125	20
Cadmium	0.200		0.0100U	0.200	mg/L	100		75 - 125	
Chromium (Total)	0.225		0.0237I	0.200	mg/L	101	5.7	75 - 125	20
Chromium (Total)	0.238		0.0237I	0.200	mg/L	107		75 - 125	
Selenium	0.814		0.0400U	0.800	mg/L	102	9.2	75 - 125	20
Selenium	0.893		0.0400U	0.800	mg/L	112		75 - 125	

Millennium Laboratories Inc. - CERTIFICATE OF RESULTS

ML #:011500028[011500028--0104]
Matrix: LQM-Non-Potable Water
Lab Filtered: No
Field Ident: MS/MSD
Preservative: HNO3(1:1)
Report Code: A6010B-RCRA7
Instrument : MET-ICP-01
Site Name:
Date Collected:2015-01-15 09:44:00
SOP : MLME-0006, MLME-0005
Method: EPA 6010B RCRA7
Date Prepared:2015-01-22 14:14:00
Batch ID:012215CW1
Date Analyzed: 2015-01-23 16:35:41

Matrix Spike Samples

Parameters	Spike Result	QUAL	Parent Result	Expect Value	Units	Spike % Recovery	Spike %RPD	Accuracy Limit	Precision Limit
Lead	0.357		0.00400U	0.400	mg/L	89	3.2	75 - 125	20
Lead	0.369		0.00400U	0.400	mg/L	92		75 - 125	
Silver	0.190		0.00100U	0.200	mg/L	95	3.7	75 - 125	20
Silver	0.197		0.00100U	0.200	mg/L	98		75 - 125	
Arsenic	0.389		0.00400U	0.400	mg/L	97	2.4	75 - 125	20
Arsenic	0.399		0.00400U	0.400	mg/L	100		75 - 125	
Barium	0.194		0.00563	0.200	mg/L	94	1.2	75 - 125	20
Barium	0.196		0.00563	0.200	mg/L	95		75 - 125	
Cadmium	0.183		0.00100U	0.200	mg/L	91	3.9	75 - 125	20
Cadmium	0.190		0.00100U	0.200	mg/L	95		75 - 125	
Chromium (Total)	0.188		0.00200U	0.200	mg/L	94	3.8	75 - 125	20
Chromium (Total)	0.196		0.00200U	0.200	mg/L	98		75 - 125	
Selenium	0.776		0.00400U	0.800	mg/L	97	3.6	75 - 125	20
Selenium	0.805		0.00400U	0.800	mg/L	101		75 - 125	

Data Flag Summary and Definitions of Qualifiers

A =	Result reported is the mean (average) of 2 or more discrete and separate determinations.
D =	Surrogate or matrix spike diluted out.
I =	The reported value is between the laboratory limit of detection (LOD) and the laboratory limit of quantitation(LOQ).
J =	Estimated value - may not be accurate. Use of this code requires justification as follows:
	1. Exceedance of surrogate recovery limits.
	2. Existence of no quality control criteria for a component.
	3. Failure to meet established precision and accuracy criteria.
	4. Matrix interference.
	5. Questionable data due to improper field or lab protocols.
	"J" values are exclusive and are not used in conjunction with other codes.
K =	Indicates off scale low and the actual value is known to be less than the value listed. Used if the value is less than the lowest calibration standard when the calibration curve is known to be non-linear. Can also be used if the actual value is known to be less than the reported value based on sample size or dilution.
L =	Off-scale high and the actual value is known to be greater than the reported value. Used when the sample concentration of the analyte exceeds the linear range or highest calibration standard and the calibration curve is known to exhibit a negative deflection.
M =	To be used for chemical analysis: the presence of the analyte is verified but not quantified and the actual value is less than the value reported.
N =	Presumptive evidence of presence of compound. To be used when the compound has been determined by TIC (Mass spectral library search) or if presence of the compound cannot be confirmed using alternate procedures.
O =	Indicates that the analysis was lost or not performed.
P =	The concentration determined by the second column confirmation exceeded 40%D. The presence/absence of the compound can not be confirmed by GC/MS due to the low concentration. However, in the analyst's opinion, the compound is present in the sample and affected by matrix interference on one GC column. The concentration most appropriate to the sample matrix has been reported.
Q =	Indicates that the sample was prepared or analyzed after the holding time had expired.
S =	Analyte presence/absence has been determined using a historical relative retention time and mass spectral library search. If the analyte was determined to be absent, it is reported as the PQL qualified with a U. If the analyte was determined to be present, the estimated concentration is determined using a historical calibration factor.
T =	Reported value is less than the laboratory limit of detection (LOD). The value is reported for informational purposes only and is not used in statistical analysis.
U =	Indicates that a specific compound was analyzed for but not detected. The reported value shall be the laboratory limit of detection (LOD).
V =	Indicates blank contamination (i.e. the compound was detected in the sample and the associated method blanks).
X =	The spiking solution was inadvertently omitted during the extraction procedure.
Y =	Laboratory analysis was performed on sample that was unpreserved or improperly preserved; therefore, the data may be inaccurate.
? =	Indicates that the data should not be used since some or all of the quality control data for the analyte fall outside limits and the presence or absence of the analyte cannot be determined from the data.
* =	Analysis was not performed due to interference.
NS =	Not spiked - Surrogate or spike solution was inadvertently omitted.
Hierarchy = ? *,O Y V K L M I U T A N Q J S P X.	

Abbreviation Definitions and Acronyms

%REC = Percent Recovery %RPD = Relative Percent Difference DL= Dilution1 DD= Dilution2 TD = Dilution3 QD = Dilution4
DUP = Duplicate LCS/LCSD = Laboratory Control Spike/Duplicate MS/MSD = Matrix Spike/Duplicate QUAL = Qualifier
DF|QF = Dilution|Quantitation Factor LOQ [PQL] = Practical Quantitation Limit
LOD [MDL] = Limit Of Detection/Method Detection Limit. The minimum concentration of an analyte of interest that can be measured and reported with 99 % confidence that the analyte concentration is greater than zero. The LOD for an analyte is determined from the preparation and analysis of a sample in a given matrix containing the analyte. LODs have been determined following the procedure specified in "New and Alternative Analytical Laboratory Methods", DEP-QA-001/01 (September 1, 2003) which is incorporated by reference in Rule 62-160.800, F.A.C., unless otherwise specified by a mandated test method for which the laboratory is certified.
HCL(1:1)=Hydrochloric Acid HNO3(1:1)=Nitric Acid H2SO4(1:1)=Sulfuric Acid Na2S2O3=Sodium Thiosulfate HgCl2=Mercuric Chloride
MCA=Monochloroacetic Acid

Subcontracted Laboratory Certification Information

No Subcontracted Laboratories were used for these samples.

END CERTIFICATE OF RESULTS

~~Jupiter~~ Millenium Labs
Environmental Laboratories, Inc.

~~www.jupiterlabs.com~~
~~150 S. Old Dixie Highway, Jupiter, FL 33458~~
~~(561)~~ 575-0030 • FAX (561) 575-4118 • clientservices@jupiterlabs.com

J.E.L. Log # _____
P.O. # _____
Quote # _____

Company Name Kimley-Horn
Address Jacksonville FL
City State Zip
Sampling Site Address Ft. Lauderdale
Attn: Leah Zinkman Email leah.zinkman@kimley-horn.com
Project Name Site K Project #
Sampler Name/Signature Leah M Zinkman

#	Sample Label (Client ID)	Collected Date	Collected Time	Matrix Code*	# of Cont	Pres Codes	Parameters: 8 RCRA total	8 RCRA dissolved	8260 (full)	Field Filtered (Y/N)
1	MW-1	9:44	1/15/15	G	5		X	X	X	
2										
3										
4										
5										
6										
7										
8										
9										
10										

LAB ANALYSIS

Requested Turnaround Time
Note: Rush requests subject to acceptance by the laboratory
___ Standard
___ Expedited
Due ___/___/___

Comments

Matrix Codes*
S Soil/Solid Sediment SW Surface Water
GW Ground Water SL Sludge
WW Waste Water O Other (Please Specify)
DW Drinking Water

Pres Codes
A- none I- Ice
B- HNO_3 O- Other
C- H_2SO_4 M- MeOH
D- NaOH N- $Na_2S_2O_3$
E- HCl Z- ZnAc

Relinquished by	Date	Time	Received by	Date	Time
Leah M Zinkman	1/15/15	5:30	FedEx		
			AAmmon	1-16-15	1355
			clerk in		1405
			011500028	3°	

QA/QC level with report
None ___1___2___3___ See price guide for applicable fees

FDEP Dry Cleaning ❑ FDEP UST Pre-Approval ❑
SFWMD ❑ ADaPT ❑ DOT ❑

Temp Control: _____ °C

Page ___ of ___

City of Fort Lauderdale
Bid 12139-983

Benzo(a)pyrene Conversion Table

For Direct Exposure Soil Cleanup Target Levels

Facility/Site Name: Wave Street Car
Location:
Facility/Site ID No.:

Soil Sample No. SB-2 (2)
Sample Date
Location:
Depth (ft): 2

INSTRUCTIONS: Calculate Total Benzo(a)pyrene Equivalents if at least one of the carcinogenic PAHs is detected in the sample at a concentration equal to or higher than the Method Detection Limit (MDL), whether quantified with certainty (the concentration reported has no qualifier) or estimated (the concentration reported has a "J", "T" or "I" qualifier). Enter the contaminant concentrations (in mg/kg) for all seven carcinogenic PAHs in the yellow boxes using the following criteria (and see table below):

1. If quantified with certainty, or estimated and has the "J" qualifier, enter the reported value;
2. If not detected at the MDL (the concentration reported is the MDL followed by the "U" qualifier) enter 1/2 of the reported value;
3. If detected at a concentration lower than the MDL and the concentration is estimated (has the "T" qualifier) enter the estimated value;
4. If detected at a concentration equal to or higher than the MDL but lower than the Practical Quantitation Limit (PQL) and the concentration is estimated (has the "I" qualifier) enter the estimated value;
5. If detected at a concentration equal to or higher than the MDL but lower than the PQL and it is not estimated (the concentration reported is the PQL followed by the "M" qualifier) enter 1/2 of the reported value.

Contaminant	Concentration (mg/kg)	Toxic Equivalency Factor	Benzo(a)pyrene Equivalents
Benzo(a)pyrene	0.170	1.0	0.1700
Benzo(a)anthracene	0.200	0.1	0.0200
Benzo(b)fluoranthene	0.002	0.1	0.0002
Benzo(k)fluoranthene	0.230	0.01	0.0023
Chrysene	0.240	0.001	0.0002
Dibenz(a,h)anthracene	0.004	1.0	0.0038
Indeno(1,2,3-cd)pyrene	0.150	0.1	0.0150

DE Residential = 0.1 mg/kg; DE Industrial = 0.7 mg/kg

Total Benzo(a)pyrene Equivalents = 0.2

The concentration shown EXCEEDS the Residential Direct Exposure SCTL of 0.1 mg/kg.

The concentration shown does not exceed the Industrial Direct Exposure SCTL of 0.7 mg/kg.

Summary Criteria for Table Entries			
Detection	**Concentration Reported**	**Data Qualifier**	**Enter**
Various	Quantified with certainty	None	reported value
Various	Estimated	J	reported (estimated) value
ND at MDL	MDL	U	1/2 reported value
< MDL	Estimated	T	reported (estimated) value
≥ MDL but < PQL	Estimated	I	reported (estimated) value
≥ MDL but < PQL	PQL	M	1/2 reported value

Benzo(a)pyrene Conversion Table

For Direct Exposure Soil Cleanup Target Levels

Facility/Site Name: Wave Street Car
Location:
Facility/Site ID No.:

Soil Sample No. SB012-(0.5)
Sample Date
Location:
Depth (ft): 0.5

INSTRUCTIONS: Calculate Total Benzo(a)pyrene Equivalents if at least one of the carcinogenic PAHs is detected in the sample at a concentration equal to or higher than the Method Detection Limit (MDL), whether quantified with certainty (the concentration reported has no qualifier) or estimated (the concentration reported has a "J", "T" or "I" qualifier). Enter the contaminant concentrations (in mg/kg) for all seven carcinogenic PAHs in the yellow boxes using the following criteria (and see table below):

1. If quantified with certainty, or estimated and has the "J" qualifier, enter the reported value;
2. If not detected at the MDL (the concentration reported is the MDL followed by the "U" qualifier) enter 1/2 of the reported value;
3. If detected at a concentration lower than the MDL and the concentration is estimated (has the "T" qualifier) enter the estimated value;
4. If detected at a concentration equal to or higher than the MDL but lower than the Practical Quantitation Limit (PQL) and the concentration is estimated (has the "I" qualifier) enter the estimated value;
5. If detected at a concentration equal to or higher than the MDL but lower than the PQL and it is not estimated (the concentration reported is the PQL followed by the "M" qualifier) enter 1/2 of the reported value.

Contaminant	Concentration (mg/kg)	Toxic Equivalency Factor	Benzo(a)pyrene Equivalents
Benzo(a)pyrene	0.130	1.0	0.1300
Benzo(a)anthracene	0.150	0.1	0.0150
Benzo(b)fluoranthene	0.001	0.1	0.0001
Benzo(k)fluoranthene	0.070	0.01	0.0007
Chrysene	0.140	0.001	0.0001
Dibenz(a,h)anthracene	0.002	1.0	0.0020
Indeno(1,2,3-cd)pyrene	0.005	0.1	0.0005

DE Residential = 0.1 mg/kg; DE Industrial = 0.7 mg/kg

Total Benzo(a)pyrene Equivalents = 0.1

The concentration shown does not exceed the Residential Direct Exposure SCTL of 0.1 mg/kg.

The concentration shown does not exceed the Industrial Direct Exposure SCTL of 0.7 mg/kg.

Summary Criteria for Table Entries			
Detection	**Concentration Reported**	**Data Qualifier**	**Enter**
Various	Quantified with certainty	None	reported value
Various	Estimated	J	reported (estimated) value
ND at MDL	MDL	U	1/2 reported value
< MDL	Estimated	T	reported (estimated) value
≥ MDL but < PQL	Estimated	I	reported (estimated) value
≥ MDL but < PQL	PQL	M	1/2 reported value

Benzo(a)pyrene Conversion Table

For Direct Exposure Soil Cleanup Target Levels

Facility/Site Name: Wave Street Car
Location:
Facility/Site ID No.:

Soil Sample No. SB-13 (0.5)
Sample Date
Location:
Depth (ft): 0.5

INSTRUCTIONS: Calculate Total Benzo(a)pyrene Equivalents if at least one of the carcinogenic PAHs is detected in the sample at a concentration equal to or higher than the Method Detection Limit (MDL), whether quantified with certainty (the concentration reported has no qualifier) or estimated (the concentration reported has a "J", "T" or "I" qualifier). Enter the contaminant concentrations (in mg/kg) for all seven carcinogenic PAHs in the yellow boxes using the following criteria (and see table below):

1. If quantified with certainty, or estimated and has the "J" qualifier, enter the reported value;
2. If not detected at the MDL (the concentration reported is the MDL followed by the "U" qualifier) enter 1/2 of the reported value;
3. If detected at a concentration lower than the MDL and the concentration is estimated (has the "T" qualifier) enter the estimated value;
4. If detected at a concentration equal to or higher than the MDL but lower than the Practical Quantitation Limit (PQL) and the concentration is estimated (has the "I" qualifier) enter the estimated value;
5. If detected at a concentration equal to or higher than the MDL but lower than the PQL and it is not estimated (the concentration reported is the PQL followed by the "M" qualifier) enter 1/2 of the reported value.

Contaminant	Concentration (mg/kg)	Toxic Equivalency Factor	Benzo(a)pyrene Equivalents
Benzo(a)pyrene	1.300	1.0	1.3000
Benzo(a)anthracene	0.100	0.1	0.0100
Benzo(b)fluoranthene	0.003	0.1	0.0003
Benzo(k)fluoranthene	1.300	0.01	0.0130
Chrysene	2.500	0.001	0.0025
Dibenz(a,h)anthracene	0.005	1.0	0.0046
Indeno(1,2,3-cd)pyrene	2.100	0.1	0.2100

DE Residential = 0.1 mg/kg; DE Industrial = 0.7 mg/kg

Total Benzo(a)pyrene Equivalents = 1.5

The concentration shown EXCEEDS the Residential Direct Exposure SCTL of 0.1 mg/kg.

The concentration shown EXCEEDS the Industrial Direct Exposure SCTL of 0.7 mg/kg.

Summary Criteria for Table Entries			
Detection	**Concentration Reported**	**Data Qualifier**	**Enter**
Various	Quantified with certainty	None	reported value
Various	Estimated	J	reported (estimated) value
ND at MDL	MDL	U	1/2 reported value
< MDL	Estimated	T	reported (estimated) value
≥ MDL but < PQL	Estimated	I	reported (estimated) value
≥ MDL but < PQL	PQL	M	1/2 reported value

FINAL REPORT
GEOPHYSICAL INVESTIGATION
WAVE STREET CAR SITE
FORT LAUDERDALE, FLORIDA

Prepared for Kimley-Horn and Associates, Inc.
Jacksonville, FL

Prepared by GeoView, Inc.
St. Petersburg, FL

January 22, 2015

Mr. David Goldman
Kimely-Horn and Associates, Inc.
8657 Baypine Rd.
Jacksonville, Florida 32256

Subject: Transmittal of Final Report for Geophysical Investigation
Wave Street Car Site
Fort Lauderdale, Florida
GeoView Project Number 21793

Dear Mr. Goldman,

GeoView, Inc. (GeoView) is pleased to submit the final report that summarizes and presents the results of the geophysical investigation performed at the above referenced site. Time domain electromagnetics and ground penetrating radar were used to help determine the presence of suspected underground storage tanks and buried debris that may be present within the project site. GeoView appreciates the opportunity to have assisted you on this project. If you have any questions or comments about the report, please contact us.

Sincerely,

GEOVIEW, INC.

Chris Taylor, P.G.
Vice President
Florida Professional Geologist
Number 2256

Craig A. Fusaro, REM, CSEM
Geophysicist

1.0 Introduction

A geophysical investigation was conducted at 1801 SW 1st Avenue in Fort Lauderdale, Florida. Of concern was the possible presence of buried debris and underground storage tanks (USTs) that may be present within the survey area. The geophysical investigation was conducted using time domain electromagnetics (TDEM) and ground penetrating radar (GPR). Merritt McLean and Craig Fusaro performed the investigation on 1/12/2015.

2.0 Site Description

The site was approximately 170 feet (ft) by 420 feet in size (Figure 1). A building was located within the central portion of the site. The eastern portion of the site was a lumber yard. Ground cover across this area was asphalt. Storage areas of various sizes were located within the survey area. The western 1/3 of the site was within the railway yard. Ground cover across this area was gravel, grass, and railways. Objects of potential magnetic interference, which did influence the EM-61 instrument response, were located within the survey area. These objects included metal fencing, signs, a front loader, cars, railway tracks, metal drums, garbage bins, reinforced concrete, and metal poles.

3.0 Description of Geophysical Investigation

The survey grids for the geophysical investigation were established along transect lines spaced 5 to 10 feet (ft) apart. A discussion of the limitations of the survey grid is provided in Appendix A2.1.

The TDEM survey was conducted using a Geonics EM61-MK2 Buried Metal Detector (EM-61). The EM-61 survey was conducted by towing the EM-61 throughout accessible areas of the project site. The EM-61 data was collected on transect lines spaced 5 feet apart and data readings were collected every 0.6 feet along each transect line.

The lateral sensitivity of the EM equipment to surficial metallic debris is usually 4 feet of less. In such areas, it is not possible to discriminate which portion of the instrument response is being caused by the surficial debris and which portion (if any) is being cause by buried metallic debris. Accordingly, it is usually not possible to determine if lesser quantities of buried metallic debris is present within 4 feet of areas where surficial metallic debris is present. A description of the EM-61 technique and the methods employed for buried debris studies is provided in Appendix A2.2.

The GPR survey was conducted along perpendicular transects spaced 10 feet apart. The locations of the GPR transect lines are shown on Figure 1. The GPR

data was collected using a Mala radar system with a 500-megahertz antenna. A time range setting of 67 nano-seconds was used. This time range setting provided information to an estimated depth of 5 to 7 feet below land surface (bls). A description of the GPR technique and the methods employed for buried debris studies is provided in Appendix A2.3.

4.0 Survey Results

The results of the geophysical investigation are presented in Figure 1. The contour map of the EM-61 survey is presented in Figure 2. Two suspected USTs were located within the survey boundaries. The locations of these two possible USTs are shown as A1 and A2 on Figures 1 and 2. A1 was located 30 feet south of the building. It was approximately 5 to 7 feet in length and buried at a depth of 2-4 feet bls (top). A2 was located 40 feet north of the northeast corner of the building. It was approximately 5 to 7 feet in length and buried at a depth of 3-5 feet bls (top). Both anomalies were metallic in nature as indicated by the elevated EM response across these areas.

A possible vault was also identified 40 feet east of the southeast corner of the building. The possible vault was approximately 7 x12 feet in plan dimension and located 1-3 feet bls. The lack of an elevated EM response indicated that the lid does not contain reinforced concrete.

A possible minor area of buried debris was identified west of the railroad tracks. The possible debris was at a depth of 1 to 3 ft bls and was metallic in nature as indicated by the elevated EM response. It is shown in magenta on Figures 1 and 2. Several suspected utilities were also identified at the site and are shown in magenta on Figure 1. Examples of the GPR data collected at the project site showing the possible USTs and the possible vault are provided in Appendix 1. A discussion of the limitations of the GPR and TDEM techniques in UST studies is provided in Appendix 2.

APPENDIX 1
FIGURES AND EXAMPLE OF GPR DATA

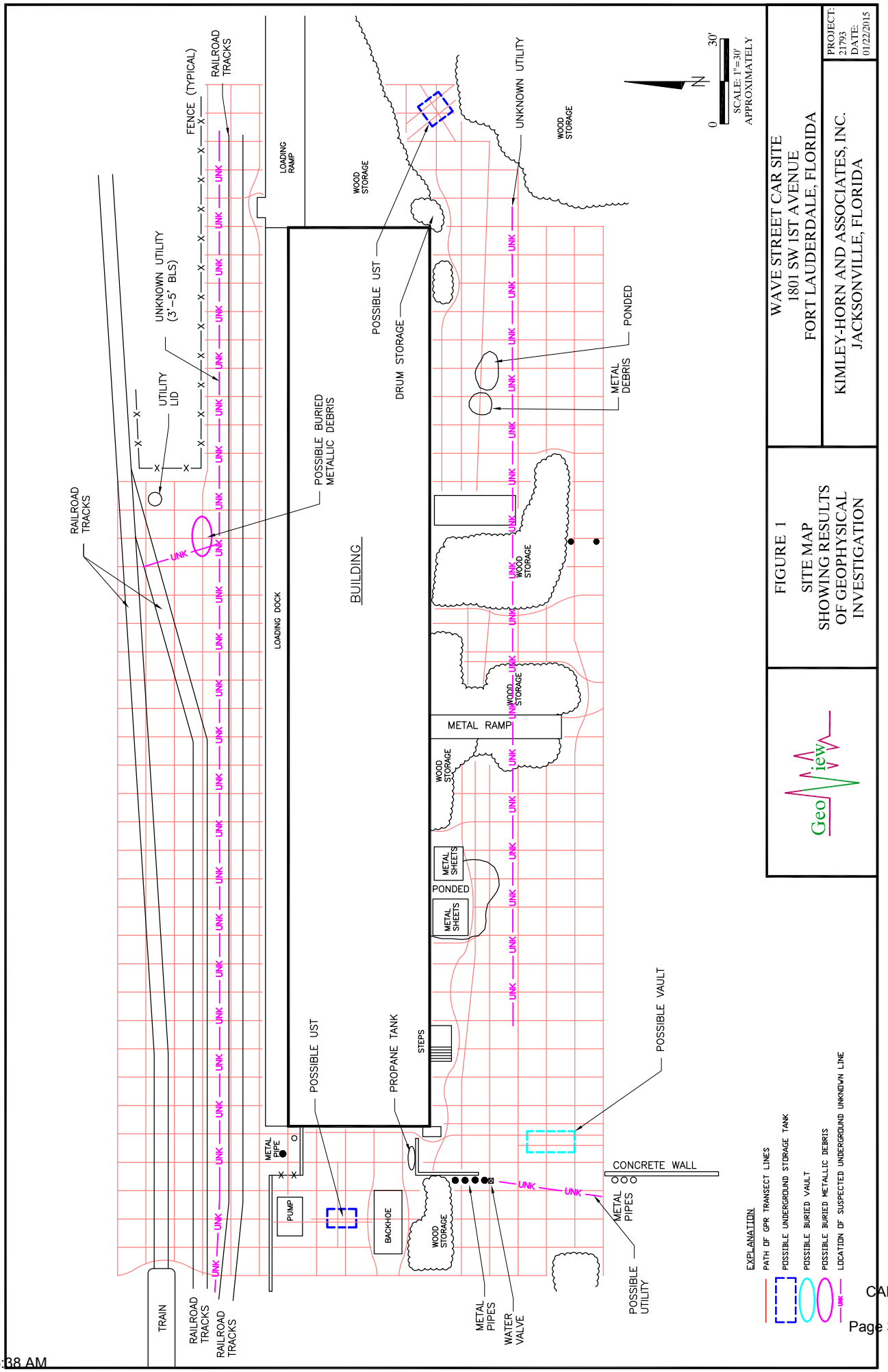
WAVE STREET CAR SITE
1801 SW 1ST AVENUE
FORT LAUDERDALE, FLORIDA
KIMLEY-HORN AND ASSOCIATES, INC.
JACKSONVILLE, FLORIDA
PROJECT: 21793
DATE: 01/22/2015
FIGURE 1
SITE MAP
SHOWING RESULTS
OF GEOPHYSICAL
INVESTIGATION
Geo iew
N
SCALE: 1"=30'
APPROXIMATELY
0
30'
BUILDING
LOADING DOCK
LOADING RAMP
STEPS
METAL RAMP
FENCE (TYPICAL)
RAILROAD TRACKS
UNKNOWN UTILITY (3'-5' BLS)
UTILITY LID
POSSIBLE BURIED METALLIC DEBRIS
POSSIBLE UST
DRUM STORAGE
UNKNOWN UTILITY
WOOD STORAGE
PONDED
METAL DEBRIS
METAL SHEETS
PROPANE TANK
POSSIBLE VAULT
CONCRETE WALL
METAL PIPES
METAL PIPE
PUMP
BACKHOE
TRAIN
WATER VALVE
POSSIBLE UTILITY
UNK
EXPLANATION
PATH OF GPR TRANSECT LINES
POSSIBLE UNDERGROUND STORAGE TANK
POSSIBLE BURIED VAULT
POSSIBLE BURIED METALLIC DEBRIS
LOCATION OF SUSPECTED UNDERGROUND UNKNOWN LINE

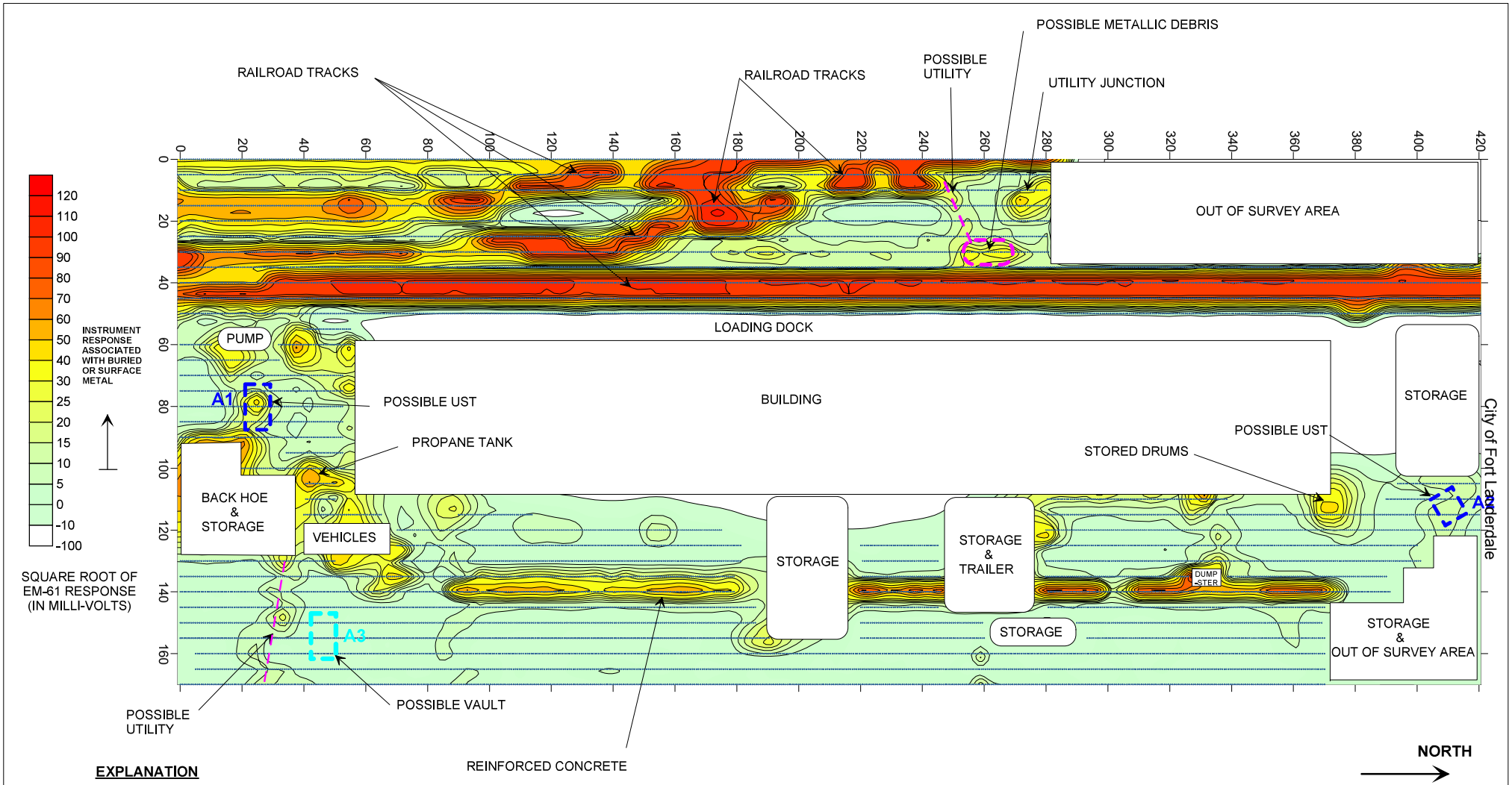

EXPLANATION

CONTOUR OF EM-61 RESPONSE (IN MILLI-VOLTS)

+ + + + + TDEM DATA STATIONS

A1 AREA OF POSSIBLE UNDERGROUND STORAGE TANK

NORTH

0 15 30

SCALE: 1"= 30'

GeoView	**FIGURE 2**	**WAVE STREET CAR SITE** **1801 SW 1ST AVENUE** **FORT LAUDERDALE, FLORIDA**
	COLOR CONTOUR MAP OF EM-61 RESPONSE	**KIMLEY-HORN AND ASSOCIATES, INC.** **JACKSONVILLE, FLORIDA**
		PROJECT: 21793 DATE: 01/22/2018

Bid 12139-983

A1-2

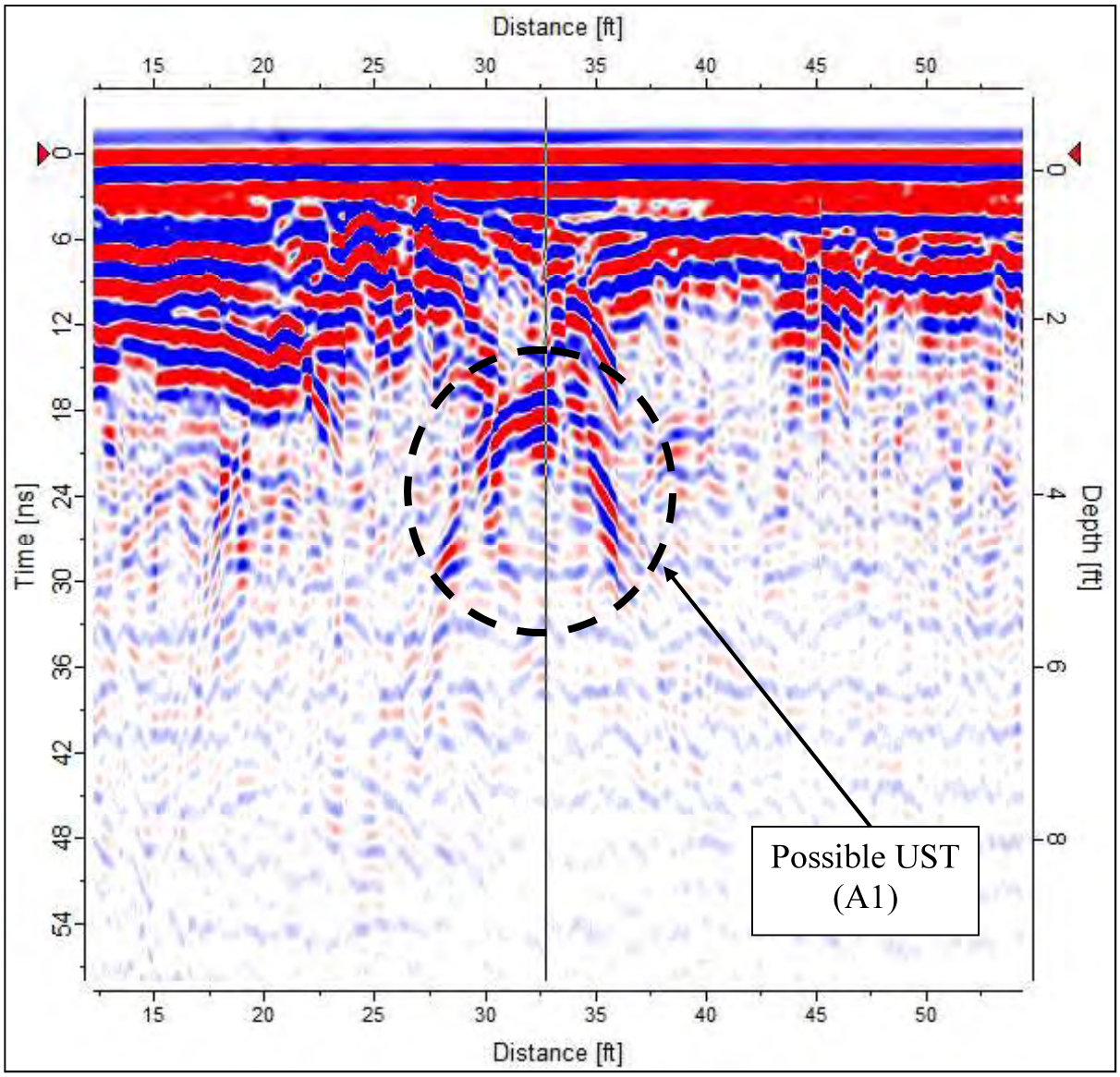

GPR TRANSECT SHOWING A POSSIBLE UST (A1)

A1-3

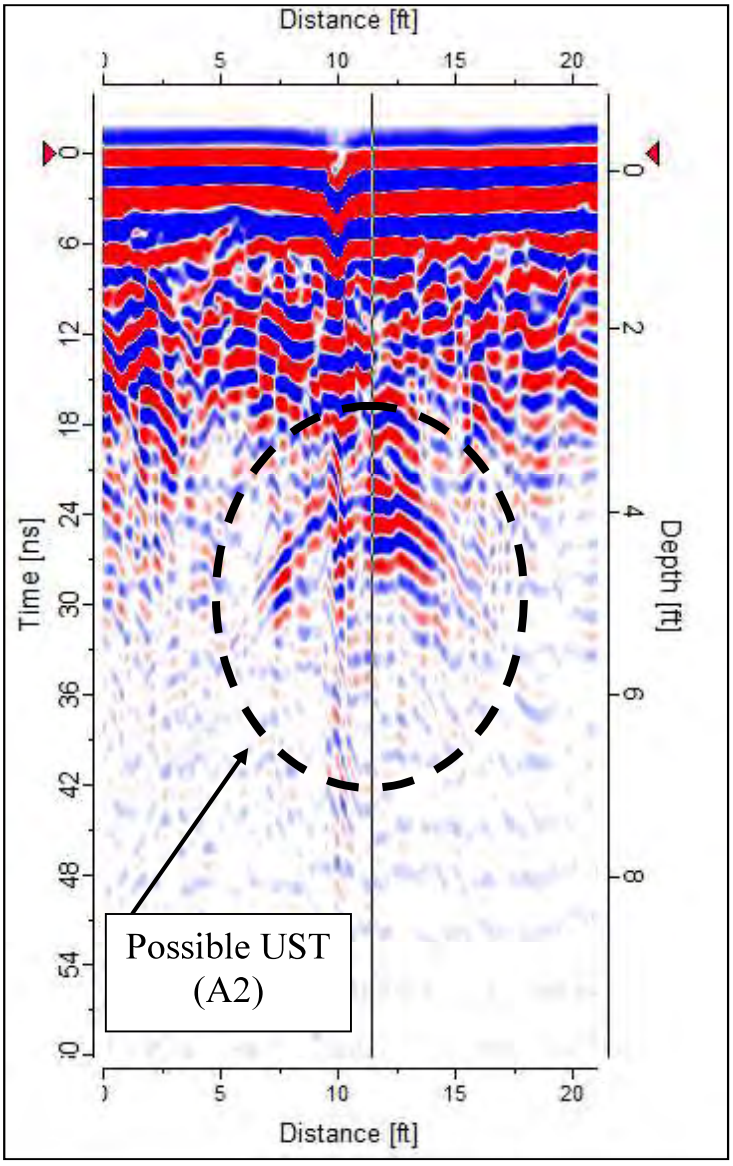

GPR TRANSECT SHOWING A POSSIBLE UST (A2)

A1-4

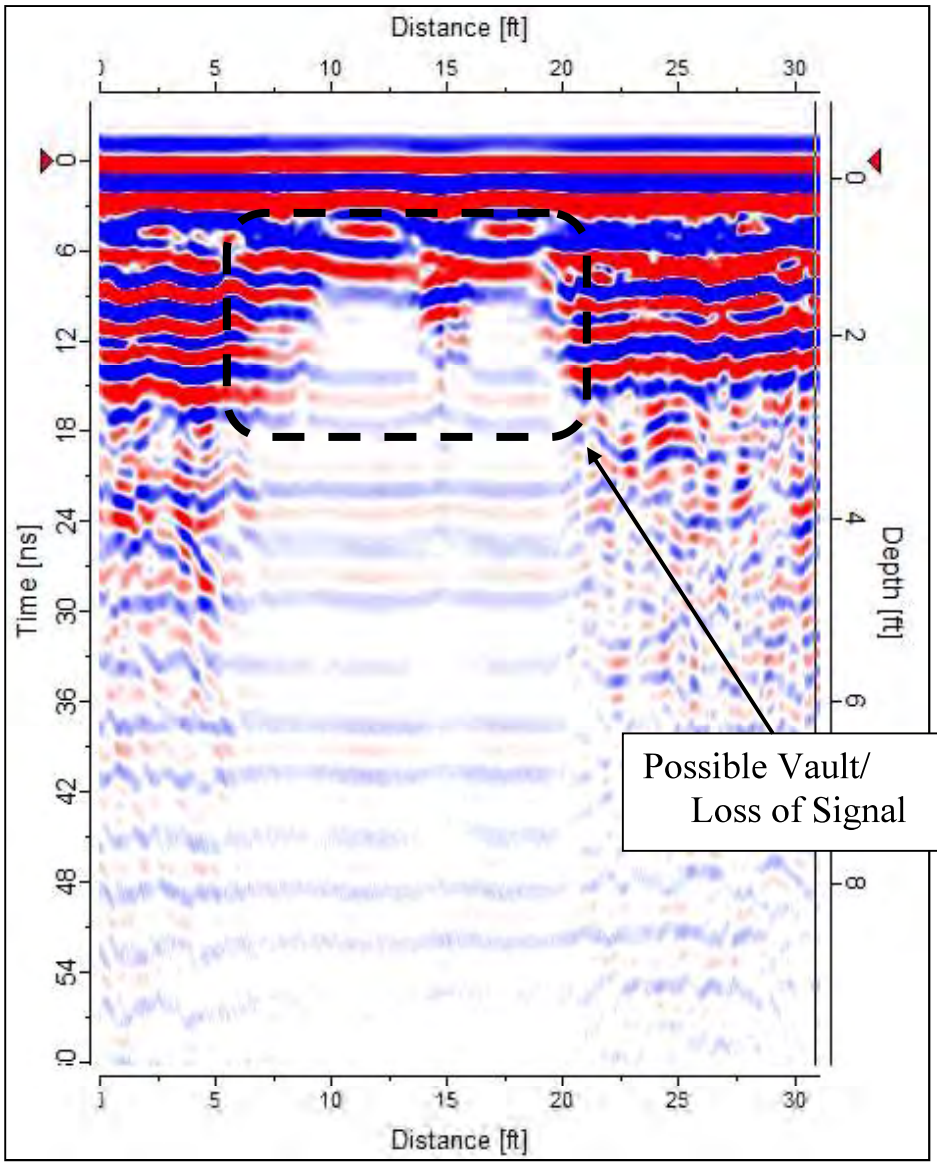

GPR TRANSECT SHOWING LOSS OF SIGNAL,
POSSIBLE VAULT

APPENDIX 2
DESCRIPTION OF GEOPHYSICAL METHODS, SURVEY METHODOLOGIES AND LIMITATIONS

A2.1 On Site Measurements

The measurements that were collected and used to create the site map were made using a fiberglass measuring tape. Right angles were estimated using the exterior walls of adjacent buildings or other features. The degree of accuracy of such an approach is typically +/- 5% for lengths and +/- 2.5 degrees for angles.

A2.2 Time Domain Electromagnetics

The TDEM (EM-61) method evaluates the magnitude of an induced (secondary) electromagnetic (EM) field caused by a primary EM field after that primary field is suddenly shut off.

During a TDEM (EM-61) sounding, an electrical current is caused to flow in a horizontal transmitter coil located near the ground. The current is maintained until a static magnetic field is established. The current in that coil is then rapidly terminated. This produces a strong electromotive force that induces eddy (secondary) currents in the ground. The eddy currents are caused by the presence of subsurface conductors. With increasing time, the strength of the eddy currents diminishes. The eddy currents, when they are still present induce a voltage in the receiver coil that is proportional to eddy current strength. The eddy current strength also depends on the amount of metal in the subsurface. The more metal present, the longer the eddy currents persist. Field measurement consists of reading the output voltage from the receiver coil registered at a particular time after field shut-off. If no metal is present near the coil, then there are no eddy currents at a late time and the reading is near zero. If metal is present near the coil, then the eddy currents persist for a longer time, and the reading is some positive number. By sensing only the response from the buried metal, the method is capable of detecting targets in highly conductive environments. For TDEM surveys the Geonics Ltd. Model EM-61 metal detection (EM-61) system is used. The EM-61 instrument response is recorded on field-portable computerized data logger (Juniper Allegro, Digital Data Logger) for subsequent data processing and contouring.

The EM-61 survey is performed along predetermined transect lines. The transect lines are typically uni-directional and oriented parallel to the long axis of the site. The spacing between transects ranges from 2 to 20 ft, depending upon the desired size of the target to be identified. Approach is typically +/-5% for both lengths and angles in degrees.

A2.3 Ground Penetrating Radar

Ground Penetrating Radar (GPR) consists of a set of integrated electronic components, which transmits high frequency (200 to 1500 megahertz [MHz]) electromagnetic waves into the ground and records the energy reflected back to the ground surface. The GPR system consists of an antenna, which serves as both a transmitter and receiver, and a profiling recorder that both processes the incoming signal and provides a graphic display of the data. The GPR data can be reviewed as both printed hard copy output or recorded on the profiling recorder's hard drive for later review. GeoView uses a Mala GPR system.

A GPR survey provides a graphic cross-sectional view of subsurface conditions. This cross-sectional view is created from the reflections of repetitive short-duration electromagnetic (EM) waves that are generated as the antenna is pulled across the ground surface. The reflections occur at the subsurface contacts between materials with differing electrical properties. The electrical property contrast that causes the reflections is the dielectric permittivity that is directly related to conductivity of a material. The GPR method is commonly used to identify such targets as underground utilities, underground storage tanks or drums, buried debris, voids, rebar or geological features.

The greater the electrical contrast between the surrounding materials (earth or concrete) and target of interest, the greater the amplitude of the reflected return signal. Unless the buried object is metal, only part of the signal energy will be reflected back to the antenna with the remaining portion of the signal continuing to propagate downward to be reflected by deeper features. If there is little or no electrical contrast between the target interest and surrounding earth materials it will be very difficult if not impossible to identify the object using GPR.

A GPR survey is conducted along survey lines (transects) that are measured paths along which the GPR antenna is moved. An integrated survey wheel electronically records the distance of the GPR system along the transect lines.

Depth estimates to the top of the debris is determined by dividing the time of travel of the GPR signal from the land surface to the top of the GPR signal reflection associated with the debris by the velocity of the GPR signal. The velocity of the GPR signal is usually obtained from published tables of the GPR signal traveling through unsaturated soils (4 to 6 nano-seconds per foot two-way travel time). The accuracy of GPR-derived depths typically ranges from 20 to 40 percent of the total depth.

The analysis and collection of GPR data is both a technical and interpretative skill. The technical aspects of the work are learned from both training and

experience. Interpretative skills for debris studies are developed by having the opportunity to compare GPR data collected in numerous settings to the results from confirmatory studies performed at the same locations.

The ability of GPR to collect interpretable information at a project site is limited by the attenuation (absorption) of the GPR signal within subsurface soil materials. Once the GPR signal has been attenuated at a particular depth, information regarding deeper features will not be obtained. GeoView can make no warranties or representations of geological conditions that may be present beyond the depth of investigation or resolving capability of the GPR equipment or in areas that were not accessible to the geophysical investigation.

GeoView can make no warranties or representations of the conditions that may be present beyond the depth of investigation or resolving capability of the TDEM or GPR equipment or in areas that were not accessible to the geophysical investigation.

APPENDIX D

SOUTH FLORIDA REGIONAL TRANSPORTATION AUTHORITY (SFRTA) WAVE MODERN STREETCAR VEHICLE MAINTENANCE AND STORAGE FACILITY BROWARD COUNTY, FLORIDA

GEOTECHNICAL REPORT FOR PROPOSED STRUCTURE AND ASSOCIATED PARKING FACILITIES

PREPARED FOR: HDR ENGINEERING, INC.

PREPARED BY: GEOSOL, INC.

OCTOBER 2, 2015

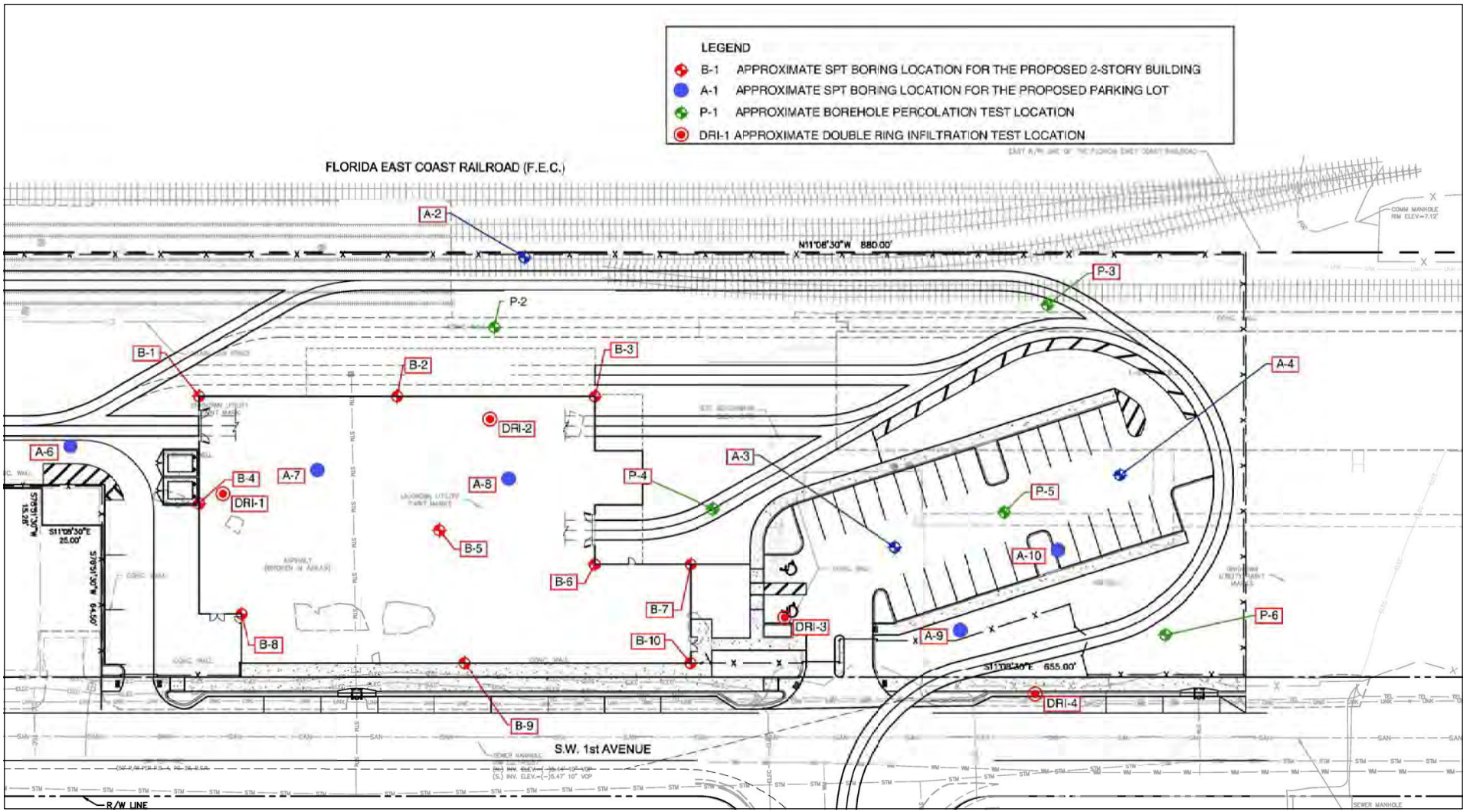

REVISIONS					
DATE	BY	DESCRIPTION	DATE	BY	DESCRIPTION

ENGINEER OF RECORD:
GEOSOL, INC.
ORACIO RICCOBONO, P.E.
P.E. LICENSE NO. 49324
5795-A NW 151ST STREET
MIAMI LAKES, FL 33014
PHONE: (305) 828-4367
CERTIFICATE OF AUTHORIZATION 8530

DRAWN BY:	S.Z. 09-15
CHECKED BY:	A.I. 09-15
DESIGNED BY:	A.I. 09-15
CHECKED BY:	O.R. 09-15

SOUTH FLORIDA REGIONAL TRANSPORTATION AUTHORITY
WAVE MODERN STREETCAR
VEHICLE MAINTENANCE AND STORAGE FACILITY
BROWARD COUNTY, FLORIDA

TEST LOCATION PLAN

SHEET NO. 3

Santiago 9/28/2015 10:45:30 AM Y:\2015\215163\BORING LOCATION PLAN.dgn

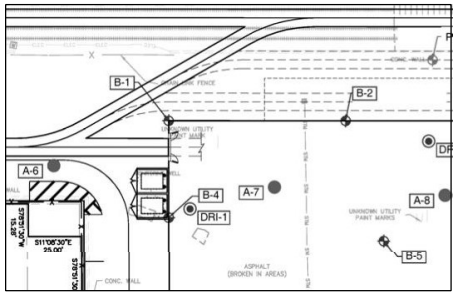

BORING LOCATION PLAN

NOTE FOR FOUNDATION CONSTRUCTION:

1) THE CONTRACTOR IS ADVISED THAT CAVING SOILS AND/OR DENSE TO VERY DENSE SOILS MAY BE ENCOUNTERED DURING FOUNDATION CONSTRUCTION.

2) THE CONTRACTOR IS ADVISED THAT THE NATURAL LIMESTONE FORMATION MAY BE DIFFICULT TO EXCAVATE, PENETRATE AND/OR DEWATER. SPECIAL EQUIPMENT MAY BE REQUIRED.

LEGEND

- ASPHALT PAVEMENT
- SAND (FILL; SP, SP-SM)
- SILTY SAND (FILL; SM)
- UPPER LIMESTONE
- SAND (SP, SP-SM)
- LOWER LIMESTONE/SANDSTONE
- WATER TABLE AT TIME OF DRILLING
- SPT BORING LOCATION
- CASING USED
- N — NUMBERS TO THE LEFT OF BORINGS INDICATE SPT VALUE FOR 12" PENETRATION (UNLESS OTHERWISE NOTED).
- NMC — NATURAL MOISTURE CONTENT (%)
- -200 — FINES PASSING THE #200 SIEVE (%)
- OC — ORGANIC CONTENT (%)

BOR # B-1
ELEV. N/A
DATE 9/11/2015
DRILLER J. Gonzalez - GEOSOL, Inc.
HAMMER Auto
RIG B-53
NORTHING 642373
EASTING 937468

N	
14	Asphalt Pavement
8	Brown Slightly Silty Fine to Medium SAND with Some Limerock Fragments (FILL; SP-SM)
8	
7	
10	Light Brown Fine to Medium SAND (FILL; SP)
11	Brown Slightly Silty Fine to Medium SAND with Trace of Limerock Fragments (FILL; SP-SM)
19	Light Brown Sandy LIMESTONE
30	Light Brown Slightly Silty Fine to Medium SAND with Some Limestone Fragments (SP-SM)
15	Light Gray Fine to Medium SAND (SP)
12	
15	
16	Brown Fine to Medium SAND (SP)
13	
18	Light Gray LIMESTONE/SANDSTONE
61	

DEPTH (FEET): 0, 5, 10, 15, 20, 25, 30, 35, 40, 45, 50, 55, 60

Boring Terminated at Depth of 60ft

Casing Length 58ft

BOR # B-2
ELEV. N/A
DATE 9/15/2015
DRILLER J. Gonzalez - GEOSOL, Inc.
HAMMER Auto
RIG B-53
NORTHING 642455
EASTING 937452

NMC=11%
-200=12%

N	
7	Asphalt Pavement
5	Brown Slightly Silty Fine to Coarse SAND with Some Limerock Fragments (FILL; SP-SM)
7	
5	
6	Light Brown Sandy LIMESTONE
10	Light Brown Slightly Silty Fine to Medium SAND with Some Limestone Fragments (SP-SM)
17	
13	Brown Fine to Medium SAND (SP)
6	
7	
9	
12	
16	Light Gray LIMESTONE/SANDSTONE
25	
54	

DEPTH (FEET): 0, 5, 10, 15, 20, 25, 30, 35, 40, 45, 50, 55, 60

Boring Terminated at Depth of 60ft

Casing Length 58ft

NOTES:

1) SPT BORINGS PERFORMED PER ASTM D-1586 WITH A HAMMER WEIGHT OF 140 LBS FALLING 30 INCHES.

ENVIRONMENTAL CLASSIFICATION:

STEEL:

SUPERSTRUCTURE: SLIGHTLY AGGRESSIVE
SUBSTRUCTURE: EXTREMELY AGGRESSIVE (RESISTIVITY = 728 OHM-CM)

CONCRETE:

SUPERSTRUCTURE: SLIGHTLY AGGRESSIVE
SUBSTRUCTURE: MODERATELY AGGRESSIVE

WATER:

pH: 7.7 SULFATE: 34 PPM
CHLORIDE: 56 PPM RESISTIVITY: 728 OHM-CM

GRANULAR MATERIALS - RELATIVE DENSITY	AUTOMATIC SPT HAMMER (BLOWS PER FOOT)
VERY LOOSE	LESS THAN 3
LOOSE	3-8
MEDIUM DENSE	8-24
DENSE	24-40
VERY DENSE	GREATER THAN 40

SILTS AND CLAYS CONSISTANCY	AUTOMATIC SPT HAMMER (BLOWS PER FOOT)
VERY SOFT	LESS THAN 1
SOFT	1-3
FIRM	3-6
STIFF	6-12
VERY STIFF	12-24
HARD	GREATER THAN 24

0 4 20
Feet
VERTICAL SCALE
HORIZONTAL SCALE: N.T.S.

REVISIONS

DATE	BY	DESCRIPTION	DATE	BY	DESCRIPTION

ENGINEER OF RECORD:
GEOSOL, INC.
ORACIO RICCOBONO, P.E.
P.E. LICENSE NO. 49324
5795-A NW 151ST STREET
MIAMI LAKES, FL 33014
PHONE: (305) 828-4367
CERTIFICATE OF AUTHORIZATION 8530

DRAWN BY: S.Z. 09-15
CHECKED BY: A.I. 09-15
DESIGNED BY: A.I. 09-15
CHECKED BY: O.R. 09-15

SOUTH FLORIDA REGIONAL TRANSPORTATION AUTHORITY
WAVE MODERN STREETCAR
VEHICLE MAINTENANCE AND STORAGE FACILITY
BROWARD COUNTY, FLORIDA

REPORT OF CORE BORINGS

SHEET NO. 4

Santiago 9/29/2015 4:06:10 PM Y:\2015\2151163\GEOTECH\B#BORING01.dgn

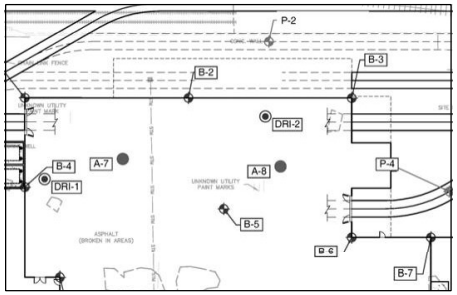

BORING LOCATION PLAN

NOTE FOR FOUNDATION CONSTRUCTION:

1) THE CONTRACTOR IS ADVISED THAT CAVING SOILS AND/OR DENSE TO VERY DENSE SOILS MAY BE ENCOUNTERED DURING FOUNDATION CONSTRUCTION.

2) THE CONTRACTOR IS ADVISED THAT THE NATURAL LIMESTONE FORMATION MAY BE DIFFICULT TO EXCAVATE, PENETRATE AND/OR DEWATER. SPECIAL EQUIPMENT MAY BE REQUIRED.

LEGEND

- ASPHALT PAVEMENT
- SAND (FILL; SP, SP-SM)
- SILTY SAND (FILL; SM)
- UPPER LIMESTONE
- SAND (SP, SP-SM)
- LOWER LIMESTONE/SANDSTONE

- ▽ WATER TABLE AT TIME OF DRILLING
- ⊕ SPT BORING LOCATION
- ‖ CASING USED
- N NUMBERS TO THE LEFT OF BORINGS INDICATE SPT VALUE FOR 12" PENETRATION (UNLESS OTHERWISE NOTED).
- NMC NATURAL MOISTURE CONTENT (%)
- -200 FINES PASSING THE #200 SIEVE (%)
- OC ORGANIC CONTENT (%)

NOTES:

1) SPT BORINGS PERFORMED PER ASTM D-1586 WITH A HAMMER WEIGHT OF 140 LBS FALLING 30 INCHES.

ENVIRONMENTAL CLASSIFICATION:

STEEL:

SUPERSTRUCTURE: SLIGHTLY AGGRESSIVE

SUBSTRUCTURE: EXTREMELY AGGRESSIVE (RESISTIVITY = 728 OHM-CM)

CONCRETE:

SUPERSTRUCTURE: SLIGHTLY AGGRESSIVE

SUBSTRUCTURE: MODERATELY AGGRESSIVE

WATER:

pH: 7.7 SULFATE: 34 PPM

CHLORIDE: 56 PPM RESISTIVITY: 728 OHM-CM

GRANULAR MATERIALS - RELATIVE DENSITY	AUTOMATIC SPT HAMMER (BLOWS PER FOOT)
VERY LOOSE	LESS THAN 3
LOOSE	3-8
MEDIUM DENSE	8-24
DENSE	24-40
VERY DENSE	GREATER THAN 40

SILTS AND CLAYS CONSISTANCY	AUTOMATIC SPT HAMMER (BLOWS PER FOOT)
VERY SOFT	LESS THAN 1
SOFT	1-3
FIRM	3-6
STIFF	6-12
VERY STIFF	12-24
HARD	GREATER THAN 24

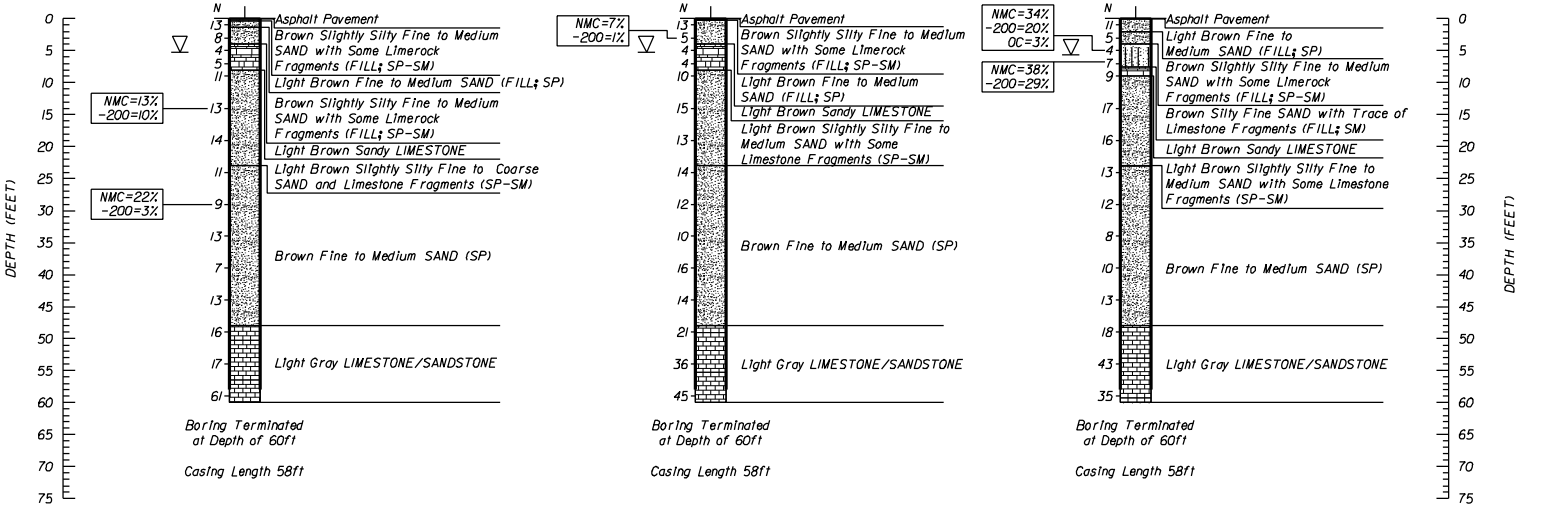

0 4 20
Feet
VERTICAL SCALE
HORIZONTAL SCALE: N.T.S.

REVISIONS					
DATE	BY	DESCRIPTION	DATE	BY	DESCRIPTION

ENGINEER OF RECORD:
GEOSOL, INC.
ORACIO RICCOBONO, P.E.
P.E. LICENSE NO. 49324
5795-A NW 151ST STREET
MIAMI LAKES, FL 33014
PHONE: (305) 828-4367
CERTIFICATE OF AUTHORIZATION 8530

DRAWN BY: S.Z. 09-15
CHECKED BY: A.I. 09-15
DESIGNED BY: A.I. 09-15
CHECKED BY: O.R. 09-15

SOUTH FLORIDA REGIONAL TRANSPORTATION AUTHORITY
WAVE MODERN STREETCAR
VEHICLE MAINTENANCE AND STORAGE FACILITY
BROWARD COUNTY, FLORIDA

REPORT OF CORE BORINGS

SHEET NO. 5

Santiago 9/29/2015 4:07:59 PM Y:\2015\2151163\GEOTECH\B#BORING02.dgn

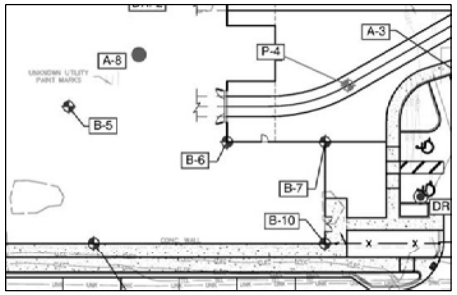

BORING LOCATION PLAN

NOTE FOR FOUNDATION CONSTRUCTION:

1) THE CONTRACTOR IS ADVISED THAT CAVING SOILS AND/OR DENSE TO VERY DENSE SOILS MAY BE ENCOUNTERED DURING FOUNDATION CONSTRUCTION.

2) THE CONTRACTOR IS ADVISED THAT THE NATURAL LIMESTONE FORMATION MAY BE DIFFICULT TO EXCAVATE, PENETRATE AND/OR DEWATER. SPECIAL EQUIPMENT MAY BE REQUIRED.

LEGEND

- ASPHALT PAVEMENT
- SAND (FILL; SP, SP-SM)
- SILTY SAND (FILL; SM)
- UPPER LIMESTONE
- SAND (SP, SP-SM)
- LOWER LIMESTONE/SANDSTONE
- WATER TABLE AT TIME OF DRILLING
- SPT BORING LOCATION
- CASING USED
- N — NUMBERS TO THE LEFT OF BORINGS INDICATE SPT VALUE FOR 12" PENETRATION (UNLESS OTHERWISE NOTED).
- NMC — NATURAL MOISTURE CONTENT (%)
- -200 — FINES PASSING THE #200 SIEVE (%)
- OC — ORGANIC CONTENT (%)

BOR # B-6
ELEV. N/A
DATE 9/8/2015
DRILLER J. Gonzalez - GEOSOL, Inc.
HAMMER Auto
RIG B-53
NORTHING 642551
EASTING 937505

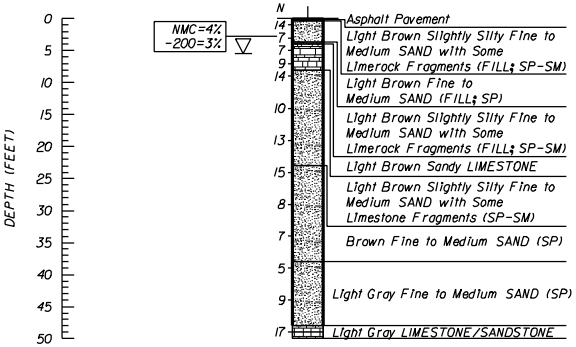

Boring Terminated at Depth of 50ft

Casing Length 48ft

BOR # B-7
ELEV. N/A
DATE 9/8/2015
DRILLER J. Gonzalez - GEOSOL, Inc.
HAMMER Auto
RIG B-53
NORTHING 642590
EASTING 937498

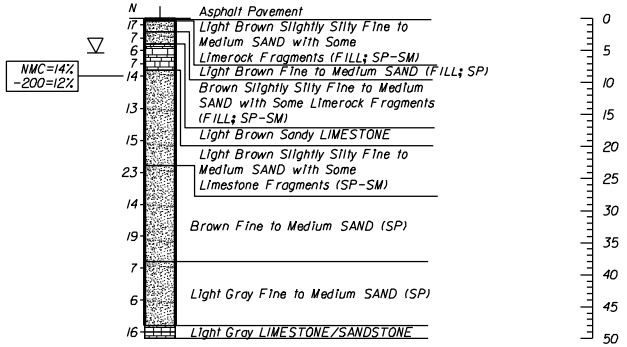

Boring Terminated at Depth of 50ft

Casing Length 48ft

0 4 20
Feet
VERTICAL SCALE
HORIZONTAL SCALE: N.T.S.

NOTES:

1) SPT BORINGS PERFORMED PER ASTM D-1586 WITH A HAMMER WEIGHT OF 140 LBS FALLING 30 INCHES.

ENVIRONMENTAL CLASSIFICATION:

STEEL:

SUPERSTRUCTURE: SLIGHTLY AGGRESSIVE
SUBSTRUCTURE: EXTREMELY AGGRESSIVE (RESISTIVITY = 728 OHM-CM)

CONCRETE:

SUPERSTRUCTURE: SLIGHTLY AGGRESSIVE
SUBSTRUCTURE: MODERATELY AGGRESSIVE

WATER:

pH: 7.7 SULFATE: 34 PPM
CHLORIDE: 56 PPM RESISTIVITY: 728 OHM-CM

GRANULAR MATERIALS - RELATIVE DENSITY	AUTOMATIC SPT HAMMER (BLOWS PER FOOT)
VERY LOOSE	LESS THAN 3
LOOSE	3-8
MEDIUM DENSE	8-24
DENSE	24-40
VERY DENSE	GREATER THAN 40
SILTS AND CLAYS CONSISTANCY	**AUTOMATIC SPT HAMMER (BLOWS PER FOOT)**
VERY SOFT	LESS THAN 1
SOFT	1-3
FIRM	3-6
STIFF	6-12
VERY STIFF	12-24
HARD	GREATER THAN 24

REVISIONS

DATE	BY	DESCRIPTION	DATE	BY	DESCRIPTION

ENGINEER OF RECORD:
GEOSOL, INC.
ORACIO RICCOBONO, P.E.
P.E. LICENSE NO. 49324
5795-A NW 151ST STREET
MIAMI LAKES, FL 33014
PHONE: (305) 828-4367
CERTIFICATE OF AUTHORIZATION 8530

DRAWN BY: S.Z. 09-15
CHECKED BY: A.I. 09-15
DESIGNED BY: A.I. 09-15
CHECKED BY: O.R. 09-15

SOUTH FLORIDA REGIONAL TRANSPORTATION AUTHORITY
WAVE MODERN STREETCAR
VEHICLE MAINTENANCE AND STORAGE FACILITY
BROWARD COUNTY, FLORIDA

REPORT OF CORE BORINGS

SHEET NO. 6

Santiago 9/29/2015 4:08:12 PM Y:\2015\2151163\GEOTECH\B#BORING03.dgn

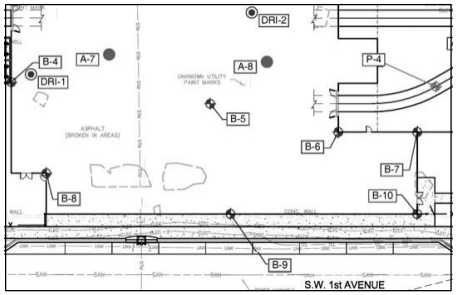

BORING LOCATION PLAN

NOTE FOR FOUNDATION CONSTRUCTION:

1) THE CONTRACTOR IS ADVISED THAT CAVING SOILS AND/OR DENSE TO VERY DENSE SOILS MAY BE ENCOUNTERED DURING FOUNDATION CONSTRUCTION.

2) THE CONTRACTOR IS ADVISED THAT THE NATURAL LIMESTONE FORMATION MAY BE DIFFICULT TO EXCAVATE, PENETRATE AND/OR DEWATER. SPECIAL EQUIPMENT MAY BE REQUIRED.

LEGEND

- ASPHALT PAVEMENT
- SAND (FILL; SP, SP-SM)
- SILTY SAND (FILL; SM)
- UPPER LIMESTONE
- SAND (SP, SP-SM)
- LOWER LIMESTONE/SANDSTONE
- WATER TABLE AT TIME OF DRILLING
- SPT BORING LOCATION
- CASING USED
- N — NUMBERS TO THE LEFT OF BORINGS INDICATE SPT VALUE FOR 12" PENETRATION (UNLESS OTHERWISE NOTED).
- NMC — NATURAL MOISTURE CONTENT (%)
- -200 — FINES PASSING THE #200 SIEVE (%)
- OC — ORGANIC CONTENT (%)

NOTES:

1) SPT BORINGS PERFORMED PER ASTM D-1586 WITH A HAMMER WEIGHT OF 140 LBS FALLING 30 INCHES.

ENVIRONMENTAL CLASSIFICATION:

STEEL:

SUPERSTRUCTURE: SLIGHTLY AGGRESSIVE

SUBSTRUCTURE: EXTREMELY AGGRESSIVE (RESISTIVITY = 728 OHM-CM)

CONCRETE:

SUPERSTRUCTURE: SLIGHTLY AGGRESSIVE

SUBSTRUCTURE: MODERATELY AGGRESSIVE

WATER:

pH: 7.7 SULFATE: 34 PPM

CHLORIDE: 56 PPM RESISTIVITY: 728 OHM-CM

BOR # B-8
ELEV. N/A
DATE 9/14/2015
DRILLER J. Gonzalez - GEOSOL, Inc.
HAMMER Auto
RIG B-53
NORTHING 642408
EASTING 937555

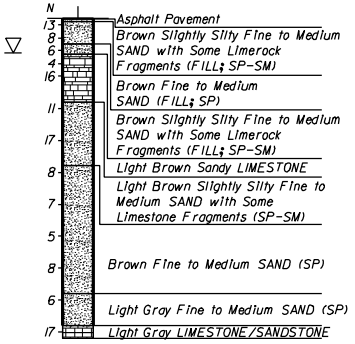

Boring Terminated at Depth of 50ft

Casing Length 48ft

BOR # B-9
ELEV. N/A
DATE 9/9/2015
DRILLER J. Gonzalez - GEOSOL, Inc.
HAMMER Auto
RIG B-53
NORTHING 642504
EASTING 937557

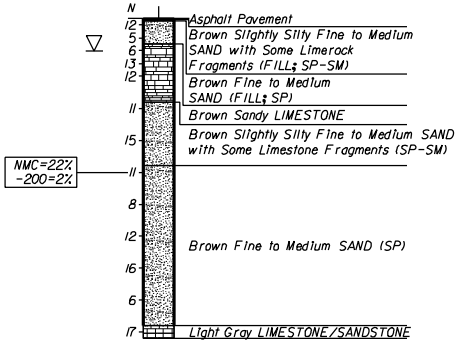

Boring Terminated at Depth of 50ft

Casing Length 48ft

BOR # B-10
ELEV. N/A
DATE 9/9/2015
DRILLER J. Gonzalez - GEOSOL, Inc.
HAMMER Auto
RIG B-53
NORTHING 642598
EASTING 937538

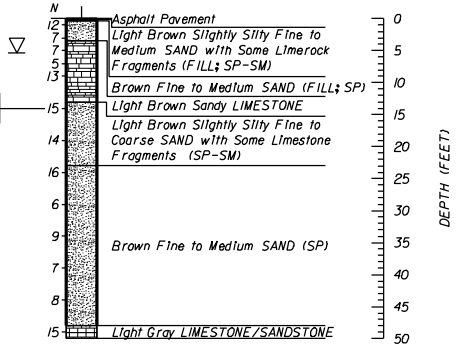

Boring Terminated at Depth of 50ft

Casing Length 48ft

0 4 20
Feet
VERTICAL SCALE
HORIZONTAL SCALE: N.T.S.

GRANULAR MATERIALS - RELATIVE DENSITY	AUTOMATIC SPT HAMMER (BLOWS PER FOOT)
VERY LOOSE	LESS THAN 3
LOOSE	3-8
MEDIUM DENSE	8-24
DENSE	24-40
VERY DENSE	GREATER THAN 40

SILTS AND CLAYS CONSISTANCY	AUTOMATIC SPT HAMMER (BLOWS PER FOOT)
VERY SOFT	LESS THAN 1
SOFT	1-3
FIRM	3-6
STIFF	6-12
VERY STIFF	12-24
HARD	GREATER THAN 24

REVISIONS

DATE	BY	DESCRIPTION	DATE	BY	DESCRIPTION

ENGINEER OF RECORD:
GEOSOL, INC.
ORACIO RICCOBONO, P.E.
P.E. LICENSE NO. 49324
5795-A NW 151ST STREET
MIAMI LAKES, FL 33014
PHONE: (305) 828-4367
CERTIFICATE OF AUTHORIZATION 8530

DRAWN BY: S.Z. 09-15
CHECKED BY: A.I. 09-15
DESIGNED BY: A.I. 09-15
CHECKED BY: O.R. 09-15

SOUTH FLORIDA REGIONAL TRANSPORTATION AUTHORITY
WAVE MODERN STREETCAR
VEHICLE MAINTENANCE AND STORAGE FACILITY
BROWARD COUNTY, FLORIDA

REPORT OF CORE BORINGS

SHEET NO. 7

Santiago 9/29/2015 4:08:24 PM Y:\2015\2151163\GEOTECH\B#BORING04.dgn

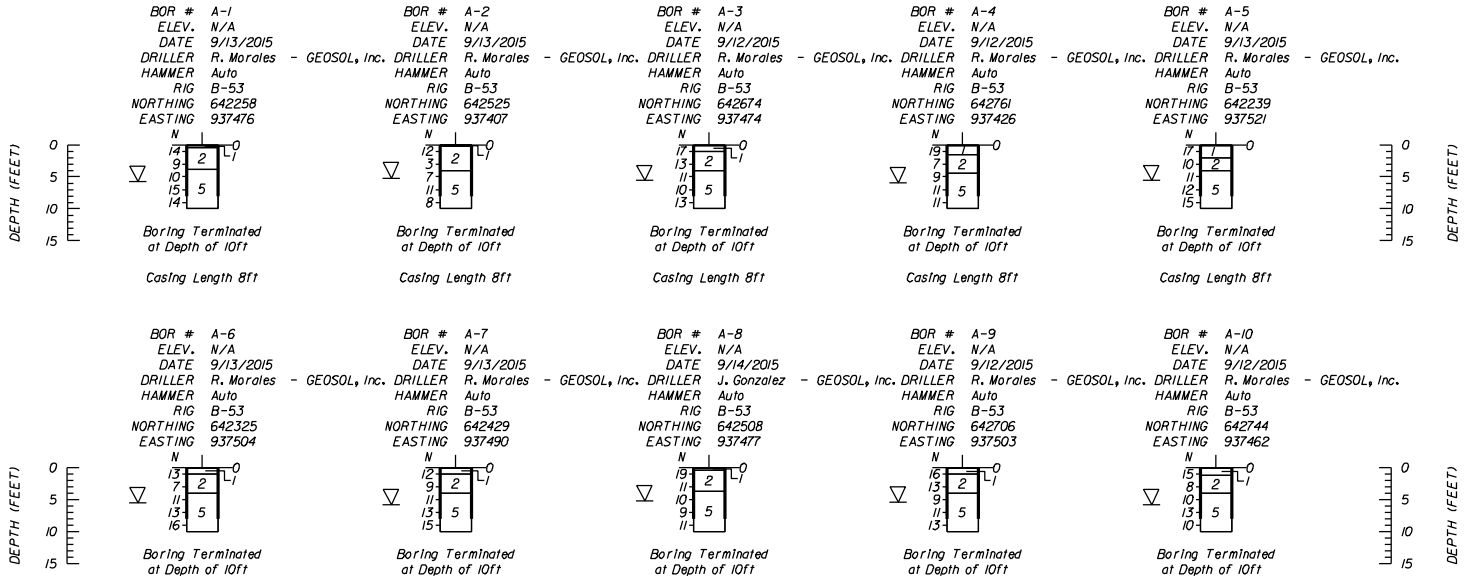

LEGEND

0) Asphalt Pavement

00) Dark Brown Organic Silty Fine SAND with Grass (TOPSOIL; A-8) (Not Encountered During this Phase of the Study)

1) Light Brown Slightly Silty Fine to Medium SAND with Some Limerock Fragments (FILL; A-1-b)

2) Brown Fine to Medium SAND (FILL; A-3)

3) Light Brown to Brown Silty Fine to Medium SAND with Trace to Some Limerock Fragments (FILL; A-2-4)

4) Dark Brown Organic Slightly Silty to Silty Fine to Medium SAND with Little Roots, Wood, and Limestone Fragments (A-8) (Not Encountered During this Phase of the Study)

5) Light Gray Sandy LIMESTONE/SANDSTONE

6) Brown Silty Fine to Coarse SAND with Some Limestone Fragments (A-2-4) (Not Encountered During this Phase of the Study)

7) Light Brown to Light Gray Fine to Medium SAND (A-3)

8) Light Brown Slightly Silty Fine to Medium SAND with Some Limestone Fragments (A-1-b)

▽ WATER TABLE AT TIME OF DRILLING

CASING USED

N NUMBERS TO THE LEFT OF BORINGS INDICATE SPT VALUE FOR 12" PENETRATION (UNLESS OTHERWISE NOTED).

NOTES:

1) SPT BORINGS PERFORMED PER ASTM D-1586 WITH A HAMMER WEIGHT OF 140 LBS FALLING 30 INCHES.

GRANULAR MATERIALS- RELATIVE DENSITY	AUTOMATIC SPT HAMMER (BLOWS PER FOOT)
VERY LOOSE	LESS THAN 3
LOOSE	3-8
MEDIUM DENSE	8-24
DENSE	24-40
VERY DENSE	GREATER THAN 40

SILTS AND CLAYS CONSISTANCY	AUTOMATIC SPT HAMMER (BLOWS PER FOOT)
VERY SOFT	LESS THAN 1
SOFT	1-3
FIRM	3-6
STIFF	6-12
VERY STIFF	12-24
HARD	GREATER THAN 24

0 4 20
Feet
VERTICAL SCALE
HORIZONTAL SCALE: N.T.S.

REVISIONS

DATE	BY	DESCRIPTION	DATE	BY	DESCRIPTION

ENGINEER OF RECORD:
GEOSOL, INC.
ORACIO RICCOBONO, P.E.
P.E. LICENSE NO. 49324
5795-A NW 151ST STREET
MIAMI LAKES, FL 33014
PHONE: (305) 828-4367
CERTIFICATE OF AUTHORIZATION 8530

DRAWN BY: J.G. 09-15
CHECKED BY: A.I. 09-15
DESIGNED BY: A.I. 09-15
CHECKED BY: O.R. 09-15

SOUTH FLORIDA REGIONAL TRANSPORTATION AUTHORITY
WAVE MODERN STREETCAR
VEHICLE MAINTENANCE AND STORAGE FACILITY
BROWARD COUNTY, FLORIDA

ROADWAY SOIL PROFILES

SHEET NO. 8

Santiago 9/28/2015 4:39:16 PM Y:\2015\2151163\GEOTECH\RDGE001.dgn

STATE OF FLORIDA
DEPARTMENT OF TRANSPORTATION
MATERIALS AND RESEARCH

DATE OF SURVEY: 09/8/2015 - 09/15/2015
SURVEY MADE BY: ORACIO RICCOBONO, P.E.
SUBMITTED BY: GEOSOL, Inc.

SOUTH FLORIDA REGIONAL TRANSPORTATION AUTHORITY (SFRTA)
WAVE MODERN STREETCAR - PROPOSED VEHICLE MAINTENANCE AND STORAGE FACILITY

DISTRICT: N/A
ROAD NO.: N/A
COUNTY: BROWARD

CROSS SECTION SOIL SURVEY FOR THE DESIGN OF ROADS

	ORGANIC CONTENT			SIEVE ANALYSIS RESULTS PERCENT PASS						ATTERBERG LIMITS (%)					CORROSION TEST RESULTS				
STRATUM NO.	NO. OF TESTS	% ORGANIC	MOISTURE CONTENT	NO. OF TESTS	10 MESH	40 MESH	60 MESH	100 MESH	200 MESH	NO. OF TESTS	LIQUID LIMIT	PLASTIC INDEX	AASHTO GROUP	DESCRIPTION	NO. OF TESTS	RESISTIVITY ohms cm	CHLORIDE ppm	SULFATES ppm	pH
0			N/A										N/A	Asphalt Pavement					
00													A-8	Dark Brown Organic Silty Fine SAND with Grass (TOPSOIL) (Not Encountered During this Phase of the Study)					
1	2		9-11	2	65-70	50	32-37	17-23	12-13				A-1-b	Light Brown Slightly Silty Fine to Medium SAND with Some Limerock Fragments (FILL)					
2	2		2-7	2	100	76-79	58-62	31-33	1				A-3	Brown Fine to Medium SAND (FILL)					
3	2	3	34-48	2					20-29				A-2-4	Light Brown to Brown Silty Fine to Medium SAND with Trace to Some Limerock Fragments (FILL)	1	728	56	34	7.7
4													A-8	Dark Brown Organic Slightly Silty to Silty Fine to Medium SAND with Little Roots, Wood, and Limestone Fragments (Not Encountered During this Phase of the Study)					
5													N/A	Light Gray Sandy LIMESTONE/SANDSTONE					
6													A-2-4	Brown Silty Fine to Coarse SAND with Some Limestone Fragments (Not Encountered During this Phase of the Study)					
7	3		4-22	3	99-100	79-83	41-59	8-14	2-3				A-3	Light Brown to Light Gray Fine to Medium SAND					
8	3		13-15	3	40-52	32-37	22-27	12-17	10-12				A-1-b	Light Brown Slightly Silty Fine to Medium SAND with Some Limestone Fragments					

EMBANKMENT AND SUBGRADE MATERIAL

STRATA BOUNDARIES ARE APPROXIMATE. MAKE FINAL CHECK AFTER GRADING.

▽ - WATER TABLE ENCOUNTERED

Notes:

1) The material from Stratum 0 is the existing asphalt pavement layer.
2) The material from Stratum 00 is topsoil (A-8) and considered to be unsuitable (muck). It shall be removed during clearing and grubbing in accordance with Section 110 of the FDOT Standard Specifications. Stratum Number 00 was not encountered during this phase of the project.
3) The material from Strata Numbers 1, 2, 7, and 8 (A-1-b and A-3 soils) are considered to be select and should be utilized in accordance with FDOT Standard Index 505.
4) The material from Strata Numbers 3 and 6 (A-2-4 soils) are considered to be select and should be utilized in accordance with FDOT Standard Index 505. Certain types of A-2-4 material are likely to retain excess moisture and may be difficult to dry and compact. They should be used in the embankment above the water level existing at time of construction. They may be used in the subgrade portion of the track bed when approved by the Geotechnical Engineer of Record. Stratum Number 6 was not encountered during this phase of the project.
5) The material from Stratum Number 4 (A-8 soils) is considered to be organic (muck). Stratum Number 4 was not encountered during this phase of the project.

REVISIONS			
DATE	DESCRIPTION	DATE	DESCRIPTION

ENGINEER OF RECORD:
GEOSOL, INC.
ORACIO RICCOBONO, P.E.
P.E. LICENSE NO. 49324
5795-A NW 151ST STREET
MIAMI LAKES, FL 33014
PHONE: (305) 828-4367
CERTIFICATE OF AUTHORIZATION 8530

SOUTH FLORIDA REGIONAL TRANSPORTATION AUTHORITY (SFRTA)
WAVE MODERN STREETCAR
PROPOSED VEHICLE MAINTENANCE AND STORAGE FACILITY
BROWARD COUNTY, FLORIDA

ROADWAY SOILS SURVEY

SHEET NO. 9

Santiago 9/28/2015 4:43:22 PM Y:\2015\2151163\GEOTECH\ROSSGE001.dgn

NOTICE: THE OFFICIAL RECORD OF THIS SHEET IS THE ELECTRONIC FILE SIGNED AND SEALED PURSUANT TO RULE 61G15-23.003, F.A.C.

City of Fort Lauderdale Exhibit 1 Page 354 of 508 CAM 18-0815 p. 1654

Bid 12139-983

Jaffer Well Drilling, a Division
of A.C. Schultes of Florida, Inc.
1451 SE 9th Court
Hialeah, Fl 33010
Dade: 305/576-7363
Broward: 954/523-6669

2/08/16

Kimley-Horn: David Goldman

VMSF-SITE K

From 1/26-1/28, testing was conducted and data gathered from a reverse circulation 7" diameter test hole drilled at the subject property located on the west side of the 1800 Block of SW 1St Avenue, Fort Lauderdale to determine the feasibility for use and potential estimated capacity of proposed storm drainage wells. The test hole was drilled 40' south of the site's north property line and 45' west of the east property line. Drilling terminated at a depth of 200' below land surface near the base of the Biscayne Aquifer. Formation and water quality samples of the aquifer were collected. Specific Capacity Testing was conducted at potential discharge intervals; static groundwater level was 7' <grade.

Ground water satisfying the **Water Quality** criteria of Florida's Department of Environmental Protection (DEP) required for construction of Class V Group 6 Storm Drainage Wells, specifically a minimum 10,000 ppm Total Dissolved Solids (TDS) concentration was found at a depth of **115'** below land surface and extended to the total depth of the test hole. To a depth of 110', TDS values were less than----; at 110', the TDS concentration increased to ------; at 115', the TDS concentration jumped to--- and increased –to a depth of 200. This spike in TDS values between the 110' and 115' sampling depths indicate the dense semi-confining nature of the strata at the G-II/G-III interface and below, important for reasonable assurance. The laboratory analyses report is forwarded as an attachment.

The **Lithology** of the test hole's underlying strata is detailed in the attached lithologic profile. The interval below the G-II/G-III interface (10,000ppm TDS) delineated between 110'-115' which is deep enough below it to provide the requisite Reasonable Assurance to DEP is a sequence of strata between **135'-165'** comprised of calcareous sandstone (133'-140'), massive shaped concretionary limestone with some sand (140'-155') and porous limestone (155'-165').

Specific Capacity Testing was conducted on two portions of this potential injection zone. Results from testing the 135'-151' indicate a discharge capacity of approximately 350gpm/foot of available head could be expected from a 24" diameter well constructed with this open hole interval. A second capacity test on the 155'-165' interval indicates the potential for a 300gpm/foot of available head discharge capacity. Sand within the concretionary limestone (140'-155') collapsed the test hole's open hole interval between 151'-155', which prevented testing of the entire interval between 135'-165'.

These estimates are based on correlation of capacity testing on past drilling projects for which a 7" test hole and subsequent 24" diameter storm drainage well was constructed and tested.

Test drilling results confirm the site has potential for the use of storm drainage wells. It is recommended that a design discharge rate of 350 gpm/foot of available head be used. During storm well construction, it is anticipated that the wells will be cased to 135' <grade pending DEP approval and that open hole will be drilled, attempting to develop the sand out of the concretionary limestone so that the entire 135'-165' discharge zone could be utilized. If this is successful, then on-site storm drainage will handle a bigger storm than designed for.

Remaining is to provide DEP a **Reasonable Assurance Report** along with permitting documents. William James McCluskey

Jaffer Well Drilling, a Division
of A.C. Schultes of Florida, Inc.
1451 SE 9th Court
Hialeah, Fl 33010
Dade: 305/576-7363
Broward: 954/523-6669

VMSF-Site K Lithologic log

DEPTH	DESCRIPTION
0'-1'	asphalt and limerock base
1'-5'	white to tan f. quartz sand
5'-25'	cream hard limestone with shell molds
25'-40'	brown silty sand
40'-55'	tan limestone
55'-60'	tan gray sandy coquina and calcareous sandstone
60'-77'	gray concretionary limestone, predominantly nodular and silty sand
77'-81'	tan gray calcareous sandstone
81'-90'	gray sandy limestone and sand
90'-95'	gray hard sandy coquina
95'-100'	gray concretionary limestone structures and sand
100'-125'	gray tan hard limestone
125'-133'	gray sandy limestone and concretionary limestone with silty sand
133'-140'	gray hard dense calcareous sandstone and limestone with shell
140'-155'	tan gray massive shaped concretionary limestone and some sand
155'-165'	cream porous limestone
165'-170'	brown gray concretionary limestone and silty sand
170'-180'	dark gray brown sandy limestone and sand
180'-200'	gray concretionary limestone and silty sand

Pace Analytical®
www.pacelabs.com

Pace Analytical Services, Inc.
3610 Park Central Blvd N
Pompano Beach, FL 33064
954-582-4300

February 08, 2016

Bill McCluskey
Jaffer Well Drilling - a div of A.C. Schultes of FL, Inc
1451 SE 9th Court
Hialeah, FL 33010

RE: Project: VMSF SITE K
Pace Project No.: 35226967

Dear Bill McCluskey:
Enclosed are the analytical results for sample(s) received by the laboratory on January 27, 2016. The results relate only to the samples included in this report. Results reported herein conform to the most current TNI standards and the laboratory's Quality Assurance Manual, where applicable, unless otherwise noted in the body of the report.

If you have any questions concerning this report, please feel free to contact me.

Sincerely,

Terrence Anderson
terrence.anderson@pacelabs.com
Project Manager

Enclosures

cc: Najib Halwani, Jaffer Well Drilling - a div o
Lorena Sinning, Jaffer Well Drilling - a div o

This report shall not be reproduced, except in full,
without the written consent of Pace Analytical Services, Inc..

Pace Analytical®
www.pacelabs.com

Pace Analytical Services, Inc.
3610 Park Central Blvd N
Pompano Beach, FL 33064
954-582-4300

ANALYTICAL RESULTS

Project: VMSF SITE K
Pace Project No.: 35226967

Sample: VMSF-60' **Lab ID: 35226967001** Collected: 01/26/16 08:00 Received: 01/27/16 12:40 Matrix: Water

Parameters	Results	Units	PQL	MDL	DF	Prepared	Analyzed	CAS No.	Qual
2540C Total Dissolved Solids	Analytical Method: SM 2540C								
Total Dissolved Solids	**289**	mg/L	5.0	5.0	1		02/02/16 17:14		

REPORT OF LABORATORY ANALYSIS

This report shall not be reproduced, except in full,
without the written consent of Pace Analytical Services, Inc..

Pace Analytical®
www.pacelabs.com

Pace Analytical Services, Inc.
3610 Park Central Blvd N
Pompano Beach, FL 33064
954-582-4300

ANALYTICAL RESULTS

Project: VMSF SITE K
Pace Project No.: 35226967

Sample: VMSF-80' **Lab ID: 35226967002** Collected: 01/26/16 08:00 Received: 01/27/16 12:40 Matrix: Water

Parameters	Results	Units	PQL	MDL	DF	Prepared	Analyzed	CAS No.	Qual
2540C Total Dissolved Solids	Analytical Method: SM 2540C								
Total Dissolved Solids	**286**	mg/L	5.0	5.0	1		02/02/16 17:14		

REPORT OF LABORATORY ANALYSIS

This report shall not be reproduced, except in full,
without the written consent of Pace Analytical Services, Inc..

Pace Analytical®
www.pacelabs.com

Pace Analytical Services, Inc.
3610 Park Central Blvd N
Pompano Beach, FL 33064
954-582-4300

ANALYTICAL RESULTS

Project: VMSF SITE K
Pace Project No.: 35226967

Sample: VMSF-100' **Lab ID: 35226967003** Collected: 01/26/16 08:00 Received: 01/27/16 12:40 Matrix: Water

Parameters	Results	Units	PQL	MDL	DF	Prepared	Analyzed	CAS No.	Qual
2540C Total Dissolved Solids	Analytical Method: SM 2540C								
Total Dissolved Solids	**412**	mg/L	5.0	5.0	1		02/02/16 17:15		

This report shall not be reproduced, except in full,
without the written consent of Pace Analytical Services, Inc.

Pace Analytical®
www.pacelabs.com

Pace Analytical Services, Inc.
3610 Park Central Blvd N
Pompano Beach, FL 33064
954-582-4300

ANALYTICAL RESULTS

Project: VMSF SITE K
Pace Project No.: 35226967

Sample: VMSF-105' **Lab ID: 35226967004** Collected: 01/26/16 08:00 Received: 01/27/16 12:40 Matrix: Water

Parameters	Results	Units	PQL	MDL	DF	Prepared	Analyzed	CAS No.	Qual
2540C Total Dissolved Solids	Analytical Method: SM 2540C								
Total Dissolved Solids	**408**	mg/L	5.0	5.0	1		02/02/16 17:15		

This report shall not be reproduced, except in full,
without the written consent of Pace Analytical Services, Inc..

Pace Analytical®
www.pacelabs.com

Pace Analytical Services, Inc.
3610 Park Central Blvd N
Pompano Beach, FL 33064
954-582-4300

ANALYTICAL RESULTS

Project: VMSF SITE K
Pace Project No.: 35226967

Sample: VMSF-110' **Lab ID: 35226967005** Collected: 01/26/16 08:00 Received: 01/27/16 12:40 Matrix: Water

Parameters	Results	Units	PQL	MDL	DF	Prepared	Analyzed	CAS No.	Qual
2540C Total Dissolved Solids	Analytical Method: SM 2540C								
Total Dissolved Solids	**2350**	mg/L	20.0	20.0	1		02/02/16 17:15		

This report shall not be reproduced, except in full,
without the written consent of Pace Analytical Services, Inc..

Pace Analytical
www.pacelabs.com

Pace Analytical Services, Inc.
3610 Park Central Blvd N
Pompano Beach, FL 33064
954-582-4300

ANALYTICAL RESULTS

Project: VMSF SITE K
Pace Project No.: 35226967

Sample: VMSF-115' **Lab ID: 35226967006** Collected: 01/26/16 08:00 Received: 01/27/16 12:40 Matrix: Water

Parameters	Results	Units	PQL	MDL	DF	Prepared	Analyzed	CAS No.	Qual
2540C Total Dissolved Solids	Analytical Method: SM 2540C								
Total Dissolved Solids	**16900**	mg/L	100	100	1		02/02/16 17:15		

This report shall not be reproduced, except in full,
without the written consent of Pace Analytical Services, Inc.

Pace Analytical®
www.pacelabs.com

Pace Analytical Services, Inc.
3610 Park Central Blvd N
Pompano Beach, FL 33064
954-582-4300

ANALYTICAL RESULTS

Project: VMSF SITE K
Pace Project No.: 35226967

Sample: VMSF-120' **Lab ID: 35226967007** Collected: 01/26/16 08:00 Received: 01/27/16 12:40 Matrix: Water

Parameters	Results	Units	PQL	MDL	DF	Prepared	Analyzed	CAS No.	Qual
2540C Total Dissolved Solids	Analytical Method: SM 2540C								
Total Dissolved Solids	**18500**	mg/L	100	100	1		02/02/16 17:16		

This report shall not be reproduced, except in full,
without the written consent of Pace Analytical Services, Inc.

Pace Analytical®
www.pacelabs.com

Pace Analytical Services, Inc.
3610 Park Central Blvd N
Pompano Beach, FL 33064
954-582-4300

ANALYTICAL RESULTS

Project: VMSF SITE K
Pace Project No.: 35226967

Sample: VMSF-125' **Lab ID: 35226967008** Collected: 01/26/16 08:00 Received: 01/27/16 12:40 Matrix: Water

Parameters	Results	Units	PQL	MDL	DF	Prepared	Analyzed	CAS No.	Qual
2540C Total Dissolved Solids	Analytical Method: SM 2540C								
Total Dissolved Solids	**22100**	mg/L	250	250	1		02/02/16 17:16		

This report shall not be reproduced, except in full,
without the written consent of Pace Analytical Services, Inc..

Pace Analytical®
www.pacelabs.com

Pace Analytical Services, Inc.
3610 Park Central Blvd N
Pompano Beach, FL 33064
954-582-4300

ANALYTICAL RESULTS

Project: VMSF SITE K
Pace Project No.: 35226967

Sample: VMSF-130' **Lab ID: 35226967009** Collected: 01/26/16 08:00 Received: 01/27/16 12:40 Matrix: Water

Parameters	Results	Units	PQL	MDL	DF	Prepared	Analyzed	CAS No.	Qual
2540C Total Dissolved Solids	Analytical Method: SM 2540C								
Total Dissolved Solids	**24500**	mg/L	250	250	1		02/02/16 17:17		

This report shall not be reproduced, except in full,
without the written consent of Pace Analytical Services, Inc.

Pace Analytical®
www.pacelabs.com

Pace Analytical Services, Inc.
3610 Park Central Blvd N
Pompano Beach, FL 33064
954-582-4300

ANALYTICAL RESULTS

Project: VMSF SITE K
Pace Project No.: 35226967

Sample: VMSF-135' **Lab ID: 35226967010** Collected: 01/26/16 08:00 Received: 01/27/16 12:40 Matrix: Water

Parameters	Results	Units	PQL	MDL	DF	Prepared	Analyzed	CAS No.	Qual
2540C Total Dissolved Solids	Analytical Method: SM 2540C								
Total Dissolved Solids	**28400**	mg/L	250	250	1		02/02/16 17:17		

This report shall not be reproduced, except in full,
without the written consent of Pace Analytical Services, Inc..

Pace Analytical®
www.pacelabs.com

Pace Analytical Services, Inc.
3610 Park Central Blvd N
Pompano Beach, FL 33064
954-582-4300

ANALYTICAL RESULTS

Project: VMSF SITE K
Pace Project No.: 35226967

Sample: VMSF-140' **Lab ID: 35226967011** Collected: 01/26/16 08:00 Received: 01/27/16 12:40 Matrix: Water

Parameters	Results	Units	PQL	MDL	DF	Prepared	Analyzed	CAS No.	Qual
2540C Total Dissolved Solids	Analytical Method: SM 2540C								
Total Dissolved Solids	**30500**	mg/L	250	250	1		02/02/16 17:18		

This report shall not be reproduced, except in full,
without the written consent of Pace Analytical Services, Inc.

Pace Analytical®
www.pacelabs.com

Pace Analytical Services, Inc.
3610 Park Central Blvd N
Pompano Beach, FL 33064
954-582-4300

ANALYTICAL RESULTS

Project: VMSF SITE K
Pace Project No.: 35226967

Sample: VMSF-145' **Lab ID: 35226967012** Collected: 01/26/16 08:00 Received: 01/27/16 12:40 Matrix: Water

Parameters	Results	Units	PQL	MDL	DF	Prepared	Analyzed	CAS No.	Qual
2540C Total Dissolved Solids	Analytical Method: SM 2540C								
Total Dissolved Solids	**30100**	mg/L	250	250	1		02/02/16 17:18		

This report shall not be reproduced, except in full,
without the written consent of Pace Analytical Services, Inc..

Pace Analytical®
www.pacelabs.com

Pace Analytical Services, Inc.
3610 Park Central Blvd N
Pompano Beach, FL 33064
954-582-4300

ANALYTICAL RESULTS

Project: VMSF SITE K
Pace Project No.: 35226967

Sample: VMSF-150' **Lab ID: 35226967013** Collected: 01/26/16 08:00 Received: 01/27/16 12:40 Matrix: Water

Parameters	Results	Units	PQL	MDL	DF	Prepared	Analyzed	CAS No.	Qual
2540C Total Dissolved Solids	Analytical Method: SM 2540C								
Total Dissolved Solids	**31200**	mg/L	250	250	1		02/02/16 17:18		

This report shall not be reproduced, except in full,
without the written consent of Pace Analytical Services, Inc.

Pace Analytical®
www.pacelabs.com

Pace Analytical Services, Inc.
3610 Park Central Blvd N
Pompano Beach, FL 33064
954-582-4300

ANALYTICAL RESULTS

Project: VMSF SITE K
Pace Project No.: 35226967

Sample: VMSF-155' **Lab ID: 35226967014** Collected: 01/26/16 08:00 Received: 01/27/16 12:40 Matrix: Water

Parameters	Results	Units	PQL	MDL	DF	Prepared	Analyzed	CAS No.	Qual
2540C Total Dissolved Solids	Analytical Method: SM 2540C								
Total Dissolved Solids	**30300**	mg/L	250	250	1		02/02/16 17:19		

This report shall not be reproduced, except in full,
without the written consent of Pace Analytical Services, Inc..

Pace Analytical®
www.pacelabs.com

Pace Analytical Services, Inc.
3610 Park Central Blvd N
Pompano Beach, FL 33064
954-582-4300

ANALYTICAL RESULTS

Project: VMSF SITE K
Pace Project No.: 35226967

Sample: VMSF-160' **Lab ID: 35226967015** Collected: 01/26/16 08:00 Received: 01/27/16 12:40 Matrix: Water

Parameters	Results	Units	PQL	MDL	DF	Prepared	Analyzed	CAS No.	Qual
2540C Total Dissolved Solids	Analytical Method: SM 2540C								
Total Dissolved Solids	**30300**	mg/L	250	250	1		02/02/16 17:19		

This report shall not be reproduced, except in full,
without the written consent of Pace Analytical Services, Inc..

Pace Analytical®
www.pacelabs.com

Pace Analytical Services, Inc.
3610 Park Central Blvd N
Pompano Beach, FL 33064
954-582-4300

ANALYTICAL RESULTS

Project: VMSF SITE K
Pace Project No.: 35226967

Sample: VMSF-165' **Lab ID: 35226967016** Collected: 01/26/16 08:00 Received: 01/27/16 12:40 Matrix: Water

Parameters	Results	Units	PQL	MDL	DF	Prepared	Analyzed	CAS No.	Qual
2540C Total Dissolved Solids	Analytical Method: SM 2540C								
Total Dissolved Solids	**28000**	mg/L	250	250	1		02/02/16 17:20		

This report shall not be reproduced, except in full,
without the written consent of Pace Analytical Services, Inc..

Pace Analytical®
www.pacelabs.com

Pace Analytical Services, Inc.
3610 Park Central Blvd N
Pompano Beach, FL 33064
954-582-4300

ANALYTICAL RESULTS

Project: VMSF SITE K
Pace Project No.: 35226967

Sample: VMSF-170' **Lab ID: 35226967017** Collected: 01/26/16 08:00 Received: 01/27/16 12:40 Matrix: Water

Parameters	Results	Units	PQL	MDL	DF	Prepared	Analyzed	CAS No.	Qual
2540C Total Dissolved Solids	Analytical Method: SM 2540C								
Total Dissolved Solids	**28700**	mg/L	250	250	1		02/03/16 17:24		Q

This report shall not be reproduced, except in full,
without the written consent of Pace Analytical Services, Inc..

Pace Analytical®
www.pacelabs.com

Pace Analytical Services, Inc.
3610 Park Central Blvd N
Pompano Beach, FL 33064
954-582-4300

ANALYTICAL RESULTS

Project: VMSF SITE K
Pace Project No.: 35226967

Sample: VMSF-180' **Lab ID: 35226967018** Collected: 01/26/16 08:00 Received: 01/27/16 12:40 Matrix: Water

Parameters	Results	Units	PQL	MDL	DF	Prepared	Analyzed	CAS No.	Qual
2540C Total Dissolved Solids	Analytical Method: SM 2540C								
Total Dissolved Solids	**29100**	mg/L	250	250	1		02/03/16 17:24		Q

This report shall not be reproduced, except in full,
without the written consent of Pace Analytical Services, Inc.

Pace Analytical®
www.pacelabs.com

Pace Analytical Services, Inc.
3610 Park Central Blvd N
Pompano Beach, FL 33064
954-582-4300

ANALYTICAL RESULTS

Project: VMSF SITE K
Pace Project No.: 35226967

Sample: VMSF-190' **Lab ID: 35226967019** Collected: 01/26/16 08:00 Received: 01/27/16 12:40 Matrix: Water

Parameters	Results	Units	PQL	MDL	DF	Prepared	Analyzed	CAS No.	Qual
2540C Total Dissolved Solids	Analytical Method: SM 2540C								
Total Dissolved Solids	**28800**	mg/L	250	250	1		02/03/16 17:25		Q

This report shall not be reproduced, except in full,
without the written consent of Pace Analytical Services, Inc..

Pace Analytical®
www.pacelabs.com

Pace Analytical Services, Inc.
3610 Park Central Blvd N
Pompano Beach, FL 33064
954-582-4300

ANALYTICAL RESULTS

Project: VMSF SITE K
Pace Project No.: 35226967

Sample: VMSF-200' **Lab ID: 35226967020** Collected: 01/26/16 08:00 Received: 01/27/16 12:40 Matrix: Water

Parameters	Results	Units	PQL	MDL	DF	Prepared	Analyzed	CAS No.	Qual
2540C Total Dissolved Solids	Analytical Method: SM 2540C								
Total Dissolved Solids	**27200**	mg/L	250	250	1		02/03/16 17:25		Q

This report shall not be reproduced, except in full,
without the written consent of Pace Analytical Services, Inc..

APPENDIX E

City of Fort Lauderdale

CONSULTANT

CITY OF FORT LAUDERDALE
PUBLIC WORKS DEPARTMENT
ENGINEERING & ARCHITECTURE
100 North Andrews Avenue, Fort Lauderdale, Florida 33301

NO.	DATE	BY	CHK'D	DESCRIPTION
REVISIONS				

CPZ ARCHITECTS, INC.
4316 WEST BROWARD BOULEVARD
PLANTATION, FLORIDA 33317
PHONE: (954) 792-8525 FAX: (954) 327-0359
AA #26000685 WWW.CPZARCHITECTS.COM

PROJECT # 10909
FIRE STATION #8
1717 SW 1ST AVE.
FORT LAUDERDALE, FL 33315

DRAWN BY: MSHH
DATES: 05-16-18
CHECKED BY: CPZ
SCALE:

SHEET NO. SP-1
OF
TOTAL: 105

DRAWING TITLE: Site Plan
DRAWING FILE NO. 4 - 1302-04

SUBMITTAL

NOT FOR CONSTRUCTION

Chris P. Zimmerman, A.I.A.
REGISTERED ARCHITECT NO. AR 0009681
STATE OF FLORIDA

DATE

ZIMMERMAN SEAL.dwg

LEGEND
- CARD-READER
- SECURITY CAMERAS
- VINYL COATED CHAIN LINK FENCE

SITE PLAN

SCALE: 1:20

Environmental Protection and Growth Management Department
ENVIRONMENTAL LICENSING AND BUILDING PERMITTING DIVISION
Environmental Engineering and Licensing Section
1 North University Drive, Room 201-A, Plantation, Florida 33324
Phone * 954-519-1483 Fax * 954-519-1412

October 03, 2016

City of Fort Lauderdale
Attention: Mr. Carlos Acosta, P.E., Senior Project Manager
100 N Andrews Ave, 4th Floor Engineering
Fort Lauderdale, FL 33301

RE: GENERAL LICENSE GL2016-100

Project Name: Fire Station No. 8
Project Address: 1717 SW 1ST AVE, Fort Lauderdale

This is to notify you of the action taken by the Environmental Protection and Growth Management Department (EPGMD) concerning your application received August 26, 2016. The application has been reviewed for compliance with the following requirements.

Broward County Surface Water Management Review - GRANTED:

EPGMD has reviewed the project for compliance with the General License requirements of Chapter 27, Article V Sec. 27-191 through 27-202 of the Broward County Code.

Based on the information submitted, Surface Water Management General License No. GL2016-100 was issued on October 03, 2016. The above named licensee is hereby authorized to perform the work or operate the facility shown on the approved drawings, plans, documents and specifications, as submitted by licensee, and made a part hereof.

This approval will remain in effect subject to the following:

1. the attached Broward County General Conditions;
2. the attached Broward County Specific Conditions.

Please contact me at (954) 357-4955 should you have any questions.

Issued by:

Danyl Noel, E.I., Engineer Intern
Surface Water Management Program

C: Chen Moore and Associates
Attention: Suzanne Dombrowski
500 Australian Avenue South, Suite 710
Fort Lauderdale, FL 33315

Broward County General Conditions

1. The terms, conditions, requirements, limitations and restrictions set forth herein are accepted by the licensee and enforceable by EPGMD pursuant to this chapter. EPGMD will review this license periodically and may revoke the license, initiate administrative and/or judicial action for any violation of the conditions by the licensee, its agents, employees, servants or representatives or principals.

2. This license is valid only for the specific uses set forth in the license application, and any deviation from the approved uses may constitute grounds for revocation and enforcement action by EPGMD.

3. In the event the licensee is temporarily unable to comply with any of the conditions of the license, the licensee shall notify EPGMD within eight (8) hours. Within three (3) working days of the event, the licensee shall submit a written report to EPGMD that describes the incident, its cause, the measures being taken to correct the problem and prevent its reoccurrence, the owner's intention toward repair, replacement, and reconstruction of destroyed facilities, and a schedule of action leading toward operation within the license conditions.

4. The issuance of this license does not convey any vested rights or exclusive privileges, nor does it authorize any injury to public or private property or any invasion of personal rights, or any violations of federal, state or local laws or regulations.

5. This license must be available for inspection on licensee's premises during the entire life of the license.

6. By accepting this license, the licensee understands and agrees that all records, notes, monitoring data and other information relating to the construction or operation of this licensed facility or activity, that are submitted to the EPGMD, may be used by the EPGMD as evidence in any enforcement proceeding arising under Chapter 27 of the Broward County Code of Ordinances, except where such use is prohibited by Section 403.111, Florida Statutes.

7. The licensee agrees to comply with Chapter 27 of the Broward County Code of Ordinances, and shall comply with all provisions of the most current version of this chapter, as amended.

8. Any new owner of a licensed facility shall apply by letter for a transfer of license within thirty (30) days after sale or legal transfer. The transferor shall remain liable for performance in accordance with the license until the transferee applies for, and is granted the transfer of license. The transferee shall also be liable for performance in accordance with the license.

9. The licensee, by acceptance of this license, specifically agrees to allow access and shall allow access to the licensed source, activity or facility at times by EPGMD personnel for the purposes of inspection and testing to determine compliance with this license and Chapter 27 of the Broward County Code of Ordinances.

10. This license does not constitue a waiver or approval of any other license, approval, or regulatory requirement by this or any other governmental agency that may be required.

11. Enforcement of the terms and provisions of this license shall be at the reasonable discretion of EPGMD, and any forbearance on behalf of EPGMD to exercise its rights hereunder in the event of any breach by the licensee shall not be deemed or construed to be a waiver of EPGMD's rights hereunder.

Broward County Special Conditions

1. The licensee shall comply with all applicable local land use and subdivision regulations and other local requirements. In addition, the licensee shall obtain all necessary Federal, State, local and special district authorizations prior to the start of any construction alteration of works authorized by this license.

2. Electronic self-certification through the website: www.fldepportal.com/go/apply-build is required no later than 30 days after the start of construction, in accordance with the 10/2 General Permit requirements of 403.814(12) F.S.

3. The operation or construction will be in accordance with the approved details and plans submitted with the application. Any modification must be submitted to the EPGMD in writing and receive prior approval.

LEGEND

SYMBOL	DESCRIPTION
	PROPOSED CONCRETE
	PROPOSED ASPHALT PAVEMENT RESTORATION
+00.00	EXISTING SPOT ELEVATION (EX)
TW1	PROPOSED SPOT ELEVATION (FG)
M.E. 5.49	MATCH EXISTING ELEVATION
	DIRECTION OF FLOW
	PROPOSED STORM PIPE
	PROPOSED STORM CATCH BASIN
	PROPOSED STORM MANHOLE

PAVING, GRADING AND DRAINAGE NOTES:

1. MINIMUM FINISHED FLOOR ELEVATION = 9.00' N.A.V.D. ACTUAL BUILDING ELEVATIONS WILL BE DESIGNED AND SUBMITTED FOR PERMITS PRIOR TO CONSTRUCTION.
2. ALL SIDEWALKS SHALL MEET ALL A.D.A. REQUIREMENTS (5% MAX. LONGITUDINAL SLOPE AND 2% MAX. TRANSVERSE SLOPE).
3. ALL INLETS SHALL BE TYPE 'C' AND MANHOLES SHALL BE TYPE 'P-8' 4'Ø, ALL H-20 RATED, UNLESS OTHERWISE NOTED ON PLAN.
4. CONCRETE PIPE FOR STORM SEWERS SHALL CONFORM TO ASTM C-76-79, TABLE III, WALL B, OR LATEST REVISION. ALL PIPE SHALL HAVE MODIFIED TONGUE AND GROOVE JOINTS, AND HAVE RUBBER GASKETS, UNLESS OTHERWISE SPECIFIED.
5. BEDDING AND INITIAL BACKFILL OVER DRAINAGE PIPE SHALL BE SAND WITH NO ROCK LARGER THAN 1" DIAMETER.
6. BACKFILL MATERIAL UNDER PAVED AREAS SHALL BE COMPACTED TO 98% OF THE MAXIMUM DENSITY AS DETERMINED BY AASHTO T-180.
7. BACKFILL MATERIAL UNDER AREAS NOT TO BE PAVED SHALL BE COMPACTED TO 95% OF THE MAXIMUM DENSITY AS DETERMINED BY AASHTO T-180.
8. DRAINAGE STRUCTURES AND LINES TO BE CLEANED PRIOR TO ENGINEER'S ACCEPTANCE.
9. CONTRACTOR TO PROVIDE DETAILED AS-BUILTS SURVEYS THAT CLEARLY DEFINE THE AREAS OF WORK COMPLETED UNDER THIS CONTRACT INCLUDING BUT NOT LIMITED TO ALL RIM ELEVATIONS (EXISTING AND PROPOSED STRUCTURES), ALL INVERTS, BOTTOM OF STRUCTURE, SUFFICIENT SWALE ELEVATIONS TO DEMONSTRATE THAT SWALES DRAIN TO INLETS, LOCATION OF EXFILTRATION TRENCH, LOCATION OF DRIVEWAY RESTORATION, AND RESTORED ASPHALT PAVEMENT.

PAVING GRADING AND DRAINAGE PLAN

GRAPHIC SCALE
0 10 20 40
(IN FEET)
1 INCH = 20 FEET

NO.	REVISION	DATE
	PHASE ZERO	07/25/16

CONSULTANT:
CHEN MOORE & ASSOCIATES
100 Australian Avenue • Suite 500
West Palm Beach, FL 33406
561.478.9405
www.chenmoore.com
CERTIFICATE OF AUTHORIZATION NUMBER: C0000930

CITY OF FORT LAUDERDALE
FIRE STATION #8
SW 17TH STREET & SW 1ST AVENUE
FORT LAUDERDALE, FL

City of Fort Lauderdale

CPZ ARCHITECTS, INC.
1416 WEST BROWARD BOULEVARD
PLANTATION, FLORIDA 33317
PHONE: (954) 792-8108 FAX: (954) 357-0299
AA 26000609 WWW.CPZARCHITECTS.COM

DRAWING TITLE:
PAVING GRADING AND DRAINAGE PLAN

DESIGN DEVELOPMENT

DRAWN:	AS
CHECKED:	DD
DATE:	
SCALE:	:20
PROJECT NO.	1429

SHEET:
C5.00

PRELIMINARY PLANS
NOT FOR CONSTRUCTION

SUZANNE DOMBROWSKI, P.E.
FL REGISTRATION #69918

DATE: 06-24-16

Bid # 12139-983

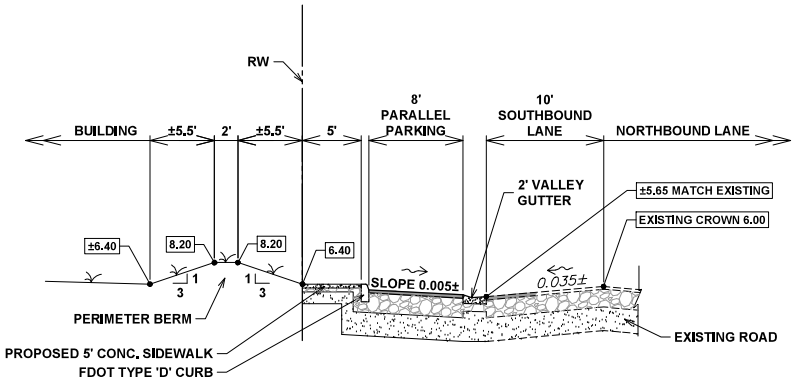

A SECTION A

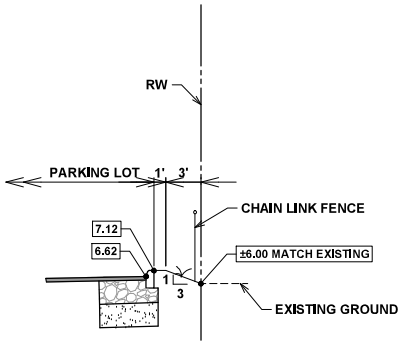

B SECTION B

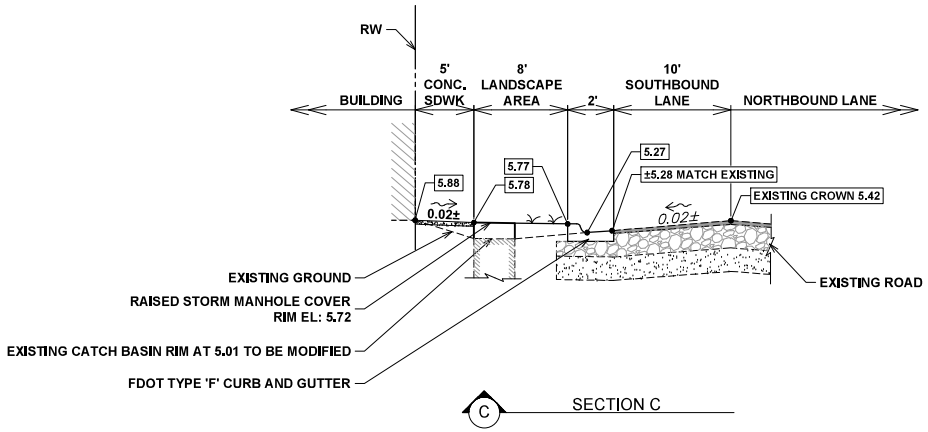

C SECTION C

NO.	REVISION	DATE
	FINAL DRAFT	07/25/16

CONSULTANT:

CITY OF FORT LAUDERDALE
FIRE STATION #8
SW 17TH STREET & SW 1ST AVENUE
FORT LAUDERDALE, FL

CPZ ARCHITECTS, INC.
4316 WEST BROWARD BOULEVARD
PLANTATION, FLORIDA 33317
PHONE: (954) 792-8108 FAX: (954) 327-0359
AA 0006600 WWW.CPZARCHITECTS.COM

City of Fort Lauderdale

DRAWING TITLE:
TYPICAL SECTIONS

PRELIMINARY PLANS
NOT FOR CONSTRUCTION

SUZANNE DOMBROWSKI, P.E.
FL REGISTRATION #69918

DATE: 06-24-16

DESIGN DEVELOPMENT	
DRAWN:	AS
CHECKED:	DD
DATE:	
SCALE:	:20
PROJECT NO.	1429

SHEET:
C6.06

Bid 12139-983

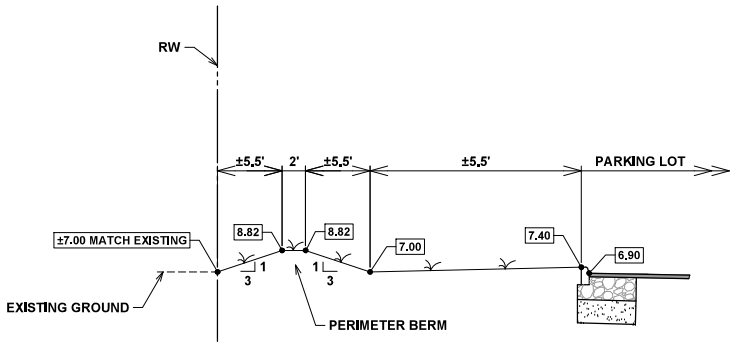

D SECTION D

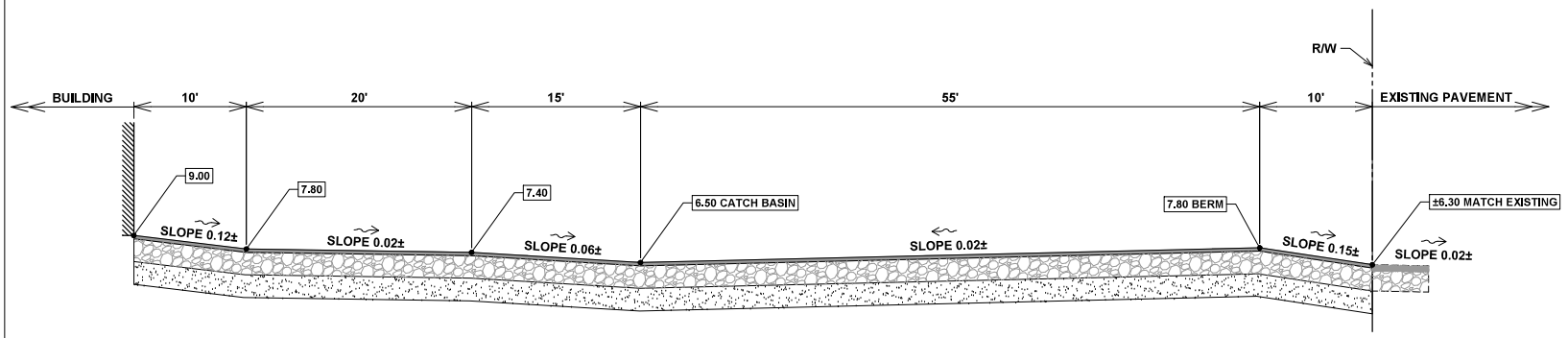

E SECTION E

NO.	REVISION	DATE
	FINAL DRC	07/25/18

CONSULTANT:

CITY OF FORT LAUDERDALE
FIRE STATION #8
SW 17TH STREET & SW 1ST AVENUE
FORT LAUDERDALE, FL

City of Fort Lauderdale

CPZ ARCHITECTS, INC.
4316 WEST BROWARD BOULEVARD
PLANTATION, FLORIDA 33317
PHONE: (954) 792-9525 FAX: (954) 337-0599
AA 32600685 WWW.CPZARCHITECTS.COM

CPZ

DRAWING TITLE:
TYPICAL SECTIONS

PRELIMINARY PLANS
NOT FOR CONSTRUCTION

SUZANNE DOMBROWSKI, P.E.
FL REGISTRATION #69918

DATE: 06-24-16

DESIGN DEVELOPMENT
DRAWN: AS
CHECKED: DD
DATE:
SCALE: :20
PROJECT NO. 1429
SHEET:
C6.01

Bid 12139-983

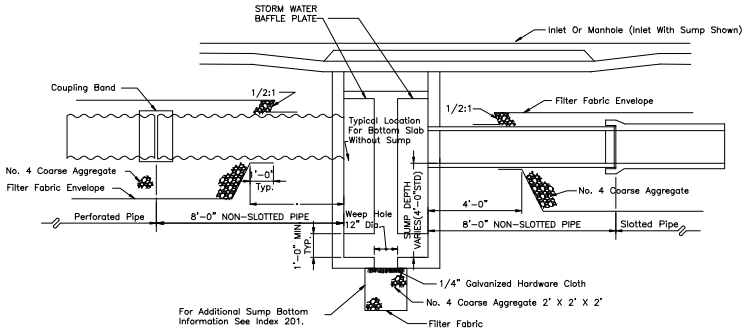

LONGITUDINAL SECTION

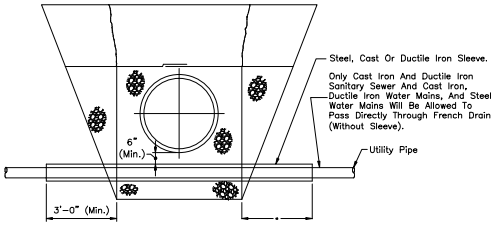

ROUND PIPE SHOWN
UTILITY PIPES THRU FRENCH DRAIN

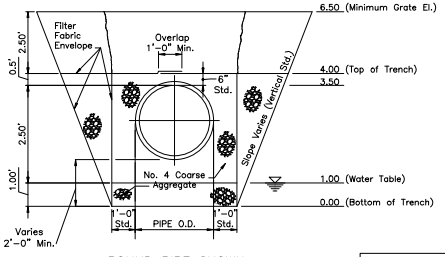

ROUND PIPE SHOWN
STANDARD CROSS SECTION (ENLARGED)

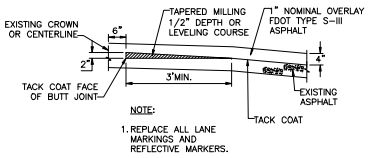

NOTE:
1. REPLACE ALL LANE MARKINGS AND REFLECTIVE MARKERS.

ASPHALT TAPER DETAIL (101)

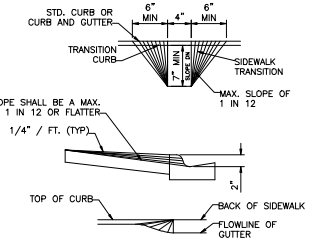

NOTES:
1. RAMP PLACEMENT TO BE DETERMINED BY THE ENGINEER IN THE FIELD.
2. WHERE RIGHT-OF-WAY DOES NOT ALLOW 7' RAMP, PROFILE AT BACK OF SIDEWALK MAY BE ADJUSTED TO MAINTAIN 1 IN 12 SLOPE ON RAMP.
3. RAMP IN ACCORDANCE WITH FAC (FLORIDA ACCESSIBILITY CODE) FDOT INDEX #304.

CURB RAMP (104)

GENERAL NOTES

1. Pipe shall be any of the optional types permitted in Section 443 of the Specifications unless otherwise restricted in the plans. Dissimilar types of pipe will not be permitted in a continuous run of pipe.
2. Concrete pipe shall be placed with the slots positioned on sides.
3. The contractor may submit other methods of providing slots having equal or greater area of opening, for approval by the Engineer.
4. Filter fabric shall be Subsurface Drainage type meeting the requirements of Section 985. All filter fabric joints shall lap a minimum of one (1) foot.
5. The standard cross section shall be constructed unless other section(s) described or detailed in the plans.
6. For supplemental details see Index No. 280.
7. The contractor shall take the necessary precautions to prevent contamination of the trench with sand, silt and foreign materials.
8. The 12" diameter weep hole shall be eliminated, when the bottom of the inlet is below the normal water table, unless otherwise shown in the plans.
9. Exfiltration trench following the typical cross section shall be paid for under the contractunit price for French Drains, LF. The unit price shall include the cost of pipe, pipe plugs, pipe fittings, coarse aggregate and filter fabric in place, and the cost for trench excavation, backfill and compaction. The unit price shall also include the cost for disposal of surplus excavated materials and cost for restoration of pavement removed or damaged by french drain construction, but shall not include payments for items paid for elsewhere.

Exfiltration trench with a significantly different cross section shall be paid for under the contract unit prices for separate items as follows:

(a) Slotted or Perforated Pipe Culvert, LF. Unit price shall include cost for pipe, pipe plugs and fittings in place.

(b) Ballast Rock (French Drain Aggregate), CY. Unit price shall inculde cost for coarse aggregate in place, and cost for trench excavation, backfill and compaction. The unit price shall also include the cost for disposal of surplus excavated materials and cost for restoration of pavement removed or damaged by french drain construction, but shall not include payment for items paid for elsewhere.

(c) Plastic Filter Fabric (Subsurface), SY. Unit price shall be for cost of fabric in place. Quantity shall be determined by plan neat dimensions of the fabric envelope.

EXFILTRATION TRENCH (620)

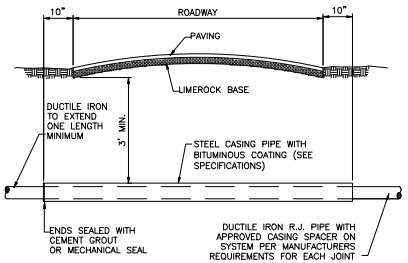

CARRIER PIPE SIZE	STEEL CASING INSIDE DIAMETER (MIN)	MINIMUM WALL THICKNESS
4"	12"	.188
6"	16"	.250
8"	18"	.250
10"	20"	.250
12"	24"	.250
14"	24"	.250
16"	30"	.250
18"	30"	.250
20"	36"	.250
24"	36"	.312
30"	48"	.375
36"	54"	.450
42"	60"	.500
48"	72"	.500

NOTE:
SUBMITTAL OF A TO-SCALE PROFILE DRAWING FOR EACH UTILITY MAIN JACK AND BORE IS REQUIRED. ALL RELEVANT DATA MUST BE SHOWN (LENGTH AND SIZE OF CASING, PIPE CONFLICTS, ELEVATIONS ETC.).

CASING INSTALLATION DETAIL (107)

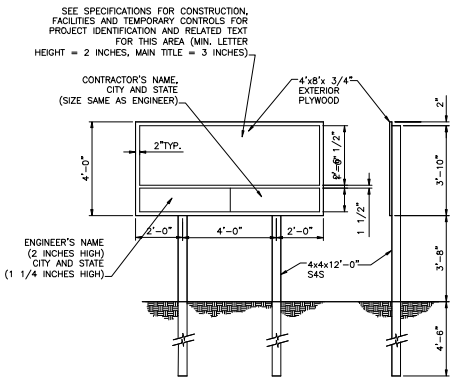

NOTE:
LETTERS SHALL BE HELVETICA MEDIUM BLUE (PANTONE 301) ON WHITE BACKGROUND. BORDER SHALL BE BLUE (PANTONE 301)

PROJECT SIGN (108)

NOT FOR CONSTRUCTION

SUZANNE DOMBROWSKI, P.E.
REGISTRATION NO. 69918
STATE OF FLORIDA

DATE:

SUBMITTAL

CONSULTANT
CHEN·MOORE & ASSOCIATES

CITY OF FORT LAUDERDALE
PUBLIC WORKS DEPARTMENT
ENGINEERING & ARCHITECTURE
100 North Andrews Avenue, Fort Lauderdale, Florida 33301

NO.	DATE	BY	CHK'D	DESCRIPTION
	10-21-16			BID CD'S

City of Fort Lauderdale

PROJECT # 10909
FIRE STATION #8

CPZ ARCHITECTS, INC.
4316 WEST BROWARD BOULEVARD
PLANTATION, FLORIDA 33317
PHONE: (954) 792-8255 FAX: (954) 537-2359
AA 26000685 WWW.CPZARCHITECTS.COM

1717 SW 1ST AVE.
FORT LAUDERDALE, FL 33315

DRAWN BY: KPJJH
DATE: 09-16-16
CHECKED BY: CPZ
SCALE:

SHEET NO. C8.01
OF
TOTAL: 105
DRAWING TITLE: CIVIL DETAILS
DRAWING FILE NO. 4-138-84

Bid 12139-983

APPENDIX F

D. Goldman

STATE OF FLORIDA WELL COMPLETION REPORT

☐ Southwest
☐ Northwest
☐ St. Johns River
☐ South Florida
☐ Suwannee River
☐ DEP
☐ Delegated Authority (If Applicable) _____

PLEASE, FILL OUT ALL APPLICABLE FIELDS
(*Denotes Required Fields Where Applicable)

Date Stamp

Official Use Only

1. *Permit Number 6-16-701WP CUP/WUP Number _____ *DID Number _____ 62-524 Delineation No. _____
2. *Number of permitted wells constructed, repaired, or abandoned 3 *Number of permitted wells not constructed, repaired, or abandoned 0
3. *Owner's Name City of Ft. Lauderdale 4. *Completion Date 8-17-16 5. Florida Unique ID _____
6. Fire Station # 8 1717 SW 1st Ave Ft Lauderdale FL 33315
*Well Location - Address, Road Name or Number, City, ZIP
7. *County Broward *Section 15 Land Grant _____ *Township 50 *Range 42
8. Latitude _____ Longitude _____
9. Data Obtained From: X GPS ____ Map ____ Survey Datum: ____ NAD 27 X NAD 83 ____ WGS 84

10. *Type of Work: X Construction ____ Repair ____ Modification ____ Abandonment
11. *Specify Intended Use(s) of Well(s):
____ Domestic
____ Bottled Water Supply
____ Public Water Supply (Limited Use/DOH)
____ Public Water Supply (Community or Non-Community/DEP)
____ Class I Injection
____ Landscape Irrigation
____ Recreation Area Irrigation
____ Agricultural Irrigation
____ Livestock
____ Nursery Irrigation
____ Commercial/Industrial
____ Golf Course Irrigation
____ Site Investigation
X Monitoring
____ Test
____ Earth-Coupled Geothermal
____ HVAC Supply
____ HVAC Return
Class V Injection: ____ Recharge ____ Commercial/Industrial Disposal ____ Aquifer Storage and Recovery ____ Drainage
Remediation: ____ Recovery ____ Air Sparge ____ Other (Describe) _____
____ Other (Describe) _____

12. *Drill Method: ____ Auger ____ Cable Tool ____ Rotary ____ Combination (Two or More Methods) ____ Jetted ____ Sonic
____ Horizontal Drilling X Hydraulic Point (Direct Push) ____ Other _____
13. *Measured Static Water Level _____ ft. Measured Pumping Water Level _____ ft. After _____ Hours at _____ GPM
14. *Measuring Point (Describe) _____ Which is _____ ft. ____ Above ____ Below Land Surface *Flowing: ____ Yes ____ No
15. *Casing Material: ____ Black Steel ____ Galvanized X PVC ____ Stainless Steel ____ Not Cased ____ Other _____
16. *Total Well Depth 12 ft. Cased Depth 2 ft. *Open Hole: From 0 To 1 ft. *Screen: From 2 To 12 ft. Slot Size _____

17. *Abandonment: ____ Other (Explain) _____
From ____ ft. To ____ ft. No. of Bags ____ Seal Material (Check One): ____ Neat Cement ____ Bentonite ____ Other ____
From ____ ft. To ____ ft. No. of Bags ____ Seal Material (Check One): ____ Neat Cement ____ Bentonite ____ Other ____
From ____ ft. To ____ ft. No. of Bags ____ Seal Material (Check One): ____ Neat Cement ____ Bentonite ____ Other ____
From ____ ft. To ____ ft. No. of Bags ____ Seal Material (Check One): ____ Neat Cement ____ Bentonite ____ Other ____
From ____ ft. To ____ ft. No. of Bags ____ Seal Material (Check One): ____ Neat Cement ____ Bentonite ____ Other ____

18. *Surface Casing Diameter and Depth:
Dia ____ in. From ____ ft. To ____ ft. No. of Bags ____ Seal Material (Check One): ____ Neat Cement ____ Bentonite ____ Other ____
Dia ____ in. From ____ ft. To ____ ft. No. of Bags ____ Seal Material (Check One): ____ Neat Cement ____ Bentonite ____ Other ____

19. *Primary Casing Diameter and Depth:
Dia 1 in. From 0 ft. To 1 ft. No. of Bags .5 Seal Material (Check One): X Neat Cement ____ Bentonite ____ Other ____
Dia ____ in. From 1 ft. To 12 ft. No. of Bags 1 Seal Material (Check One): ____ Neat Cement ____ Bentonite X Other Sand
Dia ____ in. From ____ ft. To ____ ft. No. of Bags ____ Seal Material (Check One): ____ Neat Cement ____ Bentonite ____ Other ____
Dia ____ in. From ____ ft. To ____ ft. No. of Bags ____ Seal Material (Check One): ____ Neat Cement ____ Bentonite ____ Other ____
Dia ____ in. From ____ ft. To ____ ft. No. of Bags ____ Seal Material (Check One): ____ Neat Cement ____ Bentonite ____ Other ____

20. *Liner Casing Diameter and Depth:
Dia ____ in. From ____ ft. To ____ ft. No. of Bags ____ Seal Material (Check One): ____ Neat Cement ____ Bentonite ____ Other ____
Dia ____ in. From ____ ft. To ____ ft. No. of Bags ____ Seal Material (Check One): ____ Neat Cement ____ Bentonite ____ Other ____
Dia ____ in. From ____ ft. To ____ ft. No. of Bags ____ Seal Material (Check One): ____ Neat Cement ____ Bentonite ____ Other ____

21. *Telescope Casing Diameter and Depth:
Dia ____ in. From ____ ft. To ____ ft. No. of Bags ____ Seal Material (Check One): ____ Neat Cement ____ Bentonite ____ Other ____
Dia ____ in. From ____ ft. To ____ ft. No. of Bags ____ Seal Material (Check One): ____ Neat Cement ____ Bentonite ____ Other ____
Dia ____ in. From ____ ft. To ____ ft. No. of Bags ____ Seal Material (Check One): ____ Neat Cement ____ Bentonite ____ Other ____

22. Pump Type (If Known):
____ Centrifugal ____ Jet ____ Submersible ____ Turbine
Horsepower _____ Pump Capacity (GPM) _____
Pump Depth _____ ft. Intake Depth _____ ft.

23. Chemical Analysis (When Required):
Iron _____ ppm Sulfate _____ ppm Chloride _____ ppm
____ Laboratory Test ____ Field Test Kit

24. Water Well Contractor:
*Contractor Name Paul A Poorbaugh *License Number 11193 E-mail Address wombatenv@yahoo.com
*Contractor's Signature Paul Poorbaugh (I certify that the information provided in this report is accurate and true.) *Driller's Name (Print or Type) Paul Poorbaugh

SOUTHWEST FLORIDA WATER MANAGEMENT DISTRICT
2379 BROAD STREET, BROOKSVILLE, FL 34604-6899
PHONE: (352) 796-7211 or (800) 423-1476
WWW.SWFWMD.STATE.FL.US

ST. JOHNS RIVER WATER MANAGEMENT DISTRICT
4049 REID STREET, PALATKA, FL 32178-1429
PHONE: (386) 329-4500
WWW.SJRWMD.COM

NORTHWEST FLORIDA WATER MANAGEMENT DISTRICT
152 WATER MANAGEMENT DR., HAVANA, FL 32333-4712
(U.S. Highway 90, 10 miles west of Tallahassee)
PHONE: (850) 539-5999
WWW.NWFWMD.STATE.FL.US

SOUTH FLORIDA WATER MANAGEMENT DISTRICT
P.O. BOX 24680
3301 GUN CLUB ROAD
WEST PALM BEACH, FL 33416-4680
PHONE: (561) 686-8800
WWW.SFWMD.GOV

SUWANNEE RIVER WATER MANAGEMENT DISTRICT
9225 CR 49
LIVE OAK, FL 32060
PHONE: (386) 362-1001 or (800) 226-1066 (Florida only)
WWW.MYSUWANNEERIVER.COM

*DRILL CUTTINGS LOG (Examine cuttings every 20 ft. or at formation changes. Note cavities and depth to producing zone. Grain Size: F=Fine, M=Medium, and C=Coarse)

From	ft.	To	ft.	Color		Grain Size (F, M, C)		Material			
From	ft.	To	ft.	Color		Grain Size (F, M, C)		Material			
From	ft.	To	ft.	Color		Grain Size (F, M, C)		Material			
From	ft.	To	ft.	Color		Grain Size (F, M, C)		Material			
From	ft.	To	ft.	Color		Grain Size (F, M, C)		Material			
From	ft.	To	ft.	Color		Grain Size (F, M, C)		Material			
From	ft.	To	ft.	Color		Grain Size (F, M, C)		Material			
From	ft.	To	ft.	Color		Grain Size (F, M, C)		Material			
From	ft.	To	ft.	Color		Grain Size (F, M, C)		Material			
From	ft.	To	ft.	Color		Grain Size (F, M, C)		Material			
From	ft.	To	ft.	Color		Grain Size (F, M, C)		Material			
From	ft.	To	ft.	Color		Grain Size (F, M, C)		Material			
From	ft.	To	ft.	Color		Grain Size (F, M, C)		Material			
From	ft.	To	ft.	Color		Grain Size (F, M, C)		Material			
From	ft.	To	ft.	Color		Grain Size (F, M, C)		Material			
From	ft.	To	ft.	Color		Grain Size (F, M, C)		Material			
From	ft.	To	ft.	Color		Grain Size (F, M, C)		Material			
From	ft.	To	ft.	Color		Grain Size (F, M, C)		Material			
From	ft.	To	ft.	Color		Grain Size (F, M, C)		Material			
From	ft.	To	ft.	Color		Grain Size (F, M, C)		Material			
From	ft.	To	ft.	Color		Grain Size (F, M, C)		Material			
From	ft.	To	ft.	Color		Grain Size (F, M, C)		Material			
From	ft.	To	ft.	Color		Grain Size (F, M, C)		Material			
From	ft.	To	ft.	Color		Grain Size (F, M, C)		Material			
From	ft.	To	ft.	Color		Grain Size (F, M, C)		Material			
From	ft.	To	ft.	Color		Grain Size (F, M, C)		Material			
From	ft.	To	ft.	Color		Grain Size (F, M, C)		Material			
From	ft.	To	ft.	Color		Grain Size (F, M, C)		Material			
From	ft.	To	ft.	Color		Grain Size (F, M, C)		Material			
From	ft.	To	ft.	Color		Grain Size (F, M, C)		Material			
From	ft.	To	ft.	Color		Grain Size (F, M, C)		Material			
From	ft.	To	ft.	Color		Grain Size (F, M, C)		Material			
From	ft.	To	ft.	Color		Grain Size (F, M, C)		Material			

Comments:

*Detailed Site Map of Well Location

N

See attached:

Give distances from all reference points or structures, septic systems, sanitary hazards, and contamination sources within 500 ft. of well.

DEP Form 62-532.900(2) Incorporated in 62-532.410, F.A.C. Effective Date: _____

Form FD 9000-24

GROUNDWATER SAMPLING LOG

EAR 1256

SITE NAME: ~~[illegible]~~ City Fort Lauderdale	SITE LOCATION: Ft. Lauderdale	
WELL NO: MW-4	SAMPLE ID: MW-4	DATE: 8/18/16

PURGING DATA

WELL DIAMETER (inches): 2	TUBING DIAMETER (inches): 1/4	WELL SCREEN INTERVAL DEPTH: 2.74 feet to 12.74 feet	STATIC DEPTH TO WATER (feet): 5.24	PURGE PUMP TYPE OR BAILER: PP

WELL VOLUME PURGE: 1 WELL VOLUME = (TOTAL WELL DEPTH – STATIC DEPTH TO WATER) X WELL CAPACITY
(only fill out if applicable)
= (12.74 feet – 5.24 feet) X .016 gallons/foot = 1.2 gallons

EQUIPMENT VOLUME PURGE: 1 EQUIPMENT VOL. = PUMP VOLUME + (TUBING CAPACITY X TUBING LENGTH) + FLOW CELL VOLUME
(only fill out if applicable)
= gallons + (gallons/foot X feet) + gallons = gallons

INITIAL PUMP OR TUBING DEPTH IN WELL (feet): 9	FINAL PUMP OR TUBING DEPTH IN WELL (feet): 9	PURGING INITIATED AT: 939	PURGING ENDED AT: 955	TOTAL VOLUME PURGED (gallons): 1.75

TIME	VOLUME PURGED (gallons)	CUMUL. VOLUME PURGED (gallons)	PURGE RATE (gpm)	DEPTH TO WATER (feet)	pH (standard units)	TEMP. (°C)	COND. (circle units) µmhos/cm or µS/cm	DISSOLVED OXYGEN (circle units) mg/L or % saturation	TURBIDITY (NTUs)	COLOR (describe)	ODOR (describe)
950	1.25	1.25	0.12	5.24	7.12	32.85	437	0.79	4.25	clear	none
953	0.25	1.50	0.12	5.24	7.12	32.85	437	0.71	3.17	↓	↓
955	0.25	1.75	0.12	5.25	7.12	32.84	437	0.42	2.84	↓	↓

WELL CAPACITY (Gallons Per Foot): **0.75"** = 0.02; **1"** = 0.04; **1.25"** = 0.06; **2"** = 0.16; **3"** = 0.37; **4"** = 0.65; **5"** = 1.02; **6"** = 1.47; **12"** = 5.88
TUBING INSIDE DIA. CAPACITY (Gal./Ft.): **1/8"** = 0.0006; **3/16"** = 0.0014; **1/4"** = 0.0026; **5/16"** = 0.004; **3/8"** = 0.006; **1/2"** = 0.010; **5/8"** = 0.016

PURGING EQUIPMENT CODES: **B** = Bailer; **BP** = Bladder Pump; **ESP** = Electric Submersible Pump; **PP** = Peristaltic Pump; **O** = Other (Specify)

SAMPLING DATA

SAMPLED BY (PRINT) / AFFILIATION: Leah Zihlman/Kimley-Horn	SAMPLER(S) SIGNATURE(S): Leah Zihlman	SAMPLING INITIATED AT: 955	SAMPLING ENDED AT: 1000
PUMP OR TUBING DEPTH IN WELL (feet): 9	TUBING MATERIAL CODE: PE	FIELD-FILTERED: Y N Filtration Equipment Type:	FILTER SIZE: 1.2 µm
FIELD DECONTAMINATION: PUMP Y (N)	TUBING Y (N) (replaced)	DUPLICATE: Y (N)	

SAMPLE CONTAINER SPECIFICATION				SAMPLE PRESERVATION					
SAMPLE ID CODE	# CONTAINERS	MATERIAL CODE	VOLUME	PRESERVATIVE USED	TOTAL VOL ADDED IN FIELD (mL)	FINAL pH	INTENDED ANALYSIS AND/OR METHOD	SAMPLING EQUIPMENT CODE	SAMPLE PUMP FLOW RATE (mL per minute)
	2	PE	250ml	HNO3	–	–	VOCs	APP	<200
	1	AG	200ml	NA	–	–	PAH	APP	<500

REMARKS:

MATERIAL CODES: **AG** = Amber Glass; **CG** = Clear Glass; **PE** = Polyethylene; **PP** = Polypropylene; **S** = Silicone; **T** = Teflon; **O** = Other (Specify)

SAMPLING EQUIPMENT CODES: **APP** = After Peristaltic Pump; **B** = Bailer; **BP** = Bladder Pump; **ESP** = Electric Submersible Pump; **RFPP** = Reverse Flow Peristaltic Pump; **SM** = Straw Method (Tubing Gravity Drain); **O** = Other (Specify)

NOTES: 1. **The above do not constitute all of the information required by Chapter 62-160, F.A.C.**
2. STABILIZATION CRITERIA FOR RANGE OF VARIATION OF LAST THREE CONSECUTIVE READINGS (SEE FS 2212, SECTION 3)

pH: ± 0.2 units **Temperature:** ± 0.2 °C **Specific Conductance:** ± 5% **Dissolved Oxygen:** all readings ≤ 20% saturation (see Table FS 2200-2); optionally, ± 0.2 mg/L or ± 10% (whichever is greater) **Turbidity:** all readings ≤ 20 NTU; optionally ± 5 NTU or ± 10% (whichever is greater)

Revision Date: February 13, 2009

Form FD 9000-24

GROUNDWATER SAMPLING LOG

EAR 1256

SITE NAME: ~~HOME~~ City Fort Lauderdale	SITE LOCATION: Ft. Lauderdale	
WELL NO: GP-1R	SAMPLE ID: GP-1R	DATE: 8/18/16

PURGING DATA

WELL DIAMETER (inches): 3/4	TUBING DIAMETER (inches): 1/4	WELL SCREEN INTERVAL DEPTH: 174 feet to 1174 feet	STATIC DEPTH TO WATER (feet): 5.77	PURGE PUMP TYPE OR BAILER: PP

WELL VOLUME PURGE: 1 WELL VOLUME = (TOTAL WELL DEPTH – STATIC DEPTH TO WATER) X WELL CAPACITY
(only fill out if applicable)
= (1174 feet – 5.77 feet) X 0.02 gallons/foot = 0.12 gallons

EQUIPMENT VOLUME PURGE: 1 EQUIPMENT VOL. = PUMP VOLUME + (TUBING CAPACITY X TUBING LENGTH) + FLOW CELL VOLUME
(only fill out if applicable)
ND – gallons + (gallons/foot X feet) + gallons = gallons

INITIAL PUMP OR TUBING DEPTH IN WELL (feet): 9	FINAL PUMP OR TUBING DEPTH IN WELL (feet): 9	PURGING INITIATED AT: 1015	PURGING ENDED AT:	TOTAL VOLUME PURGED (gallons):

TIME	VOLUME PURGED (gallons)	CUMUL. VOLUME PURGED (gallons)	PURGE RATE (gpm)	DEPTH TO WATER (feet)	pH (standard units)	TEMP. (°C)	COND. (circle units) µmhos/cm or µS/cm	DISSOLVED OXYGEN (circle units) mg/L or % saturation	TURBIDITY (NTUs)	COLOR (describe)	ODOR (describe)
1019	0.5	0.5	0.12	NM	7.13	30.86	5.00	0.23	365	~~clear~~	None
1032	1.5	2.0	0.12	NM	7.09	30.96	5.01	0.20	111	↓	
1039	0.5	2.5	0.12	NM	7.09	30.97	5.00	0.18	54.6	↓	
1045	0.5	3.0	0.12	NM	7.09	30.97	5.01	0.18	32.4	clear	
1049	0.25	3.25	0.12	NM	7.09	30.97	5.01	0.17	17.4	↓	
1049	0.25	3.50	0.12	NM	7.09	30.97	5.01	0.17	15.2	↓	↓
1051	0.25	3.75	0.12	NM	7.09	30.97	5.01	0.16	9.4	↓	↓

WELL CAPACITY (Gallons Per Foot): **0.75"** = 0.02; **1"** = 0.04; **1.25"** = 0.06; **2"** = 0.16; **3"** = 0.37; **4"** = 0.65; **5"** = 1.02; **6"** = 1.47; **12"** = 5.88
TUBING INSIDE DIA. CAPACITY (Gal./Ft.): **1/8"** = 0.0006; **3/16"** = 0.0014; **1/4"** = 0.0026; **5/16"** = 0.004; **3/8"** = 0.006; **1/2"** = 0.010; **5/8"** = 0.016

PURGING EQUIPMENT CODES: **B** = Bailer; **BP** = Bladder Pump; **ESP** = Electric Submersible Pump; **PP** = Peristaltic Pump; **O** = Other (Specify)

SAMPLING DATA

SAMPLED BY (PRINT) / AFFILIATION: Leah Zihlman/Kimley-Horn	SAMPLER(S) SIGNATURE(S):	SAMPLING INITIATED AT: 1051	SAMPLING ENDED AT:
PUMP OR TUBING DEPTH IN WELL (feet): 9	TUBING MATERIAL CODE: PE	FIELD-FILTERED: (Y) N Filtration Equipment Type:	FILTER SIZE: 0.2 µm
FIELD DECONTAMINATION: PUMP Y (N)	TUBING Y (N) replaced	DUPLICATE: Y (N)	

SAMPLE CONTAINER SPECIFICATION				SAMPLE PRESERVATION					
SAMPLE ID CODE	# CONTAINERS	MATERIAL CODE	VOLUME	PRESERVATIVE USED	TOTAL VOL ADDED IN FIELD (mL)	FINAL pH	INTENDED ANALYSIS AND/OR METHOD	SAMPLING EQUIPMENT CODE	SAMPLE PUMP FLOW RATE (mL per minute)
	1	AG	200mL	~~NA~~ NA	—	—	PAH	APP	<500
	2	PE	250mL	HNO_3	—	—	AS	APP	<500

REMARKS:

MATERIAL CODES: **AG** = Amber Glass; **CG** = Clear Glass; **PE** = Polyethylene; **PP** = Polypropylene; **S** = Silicone; **T** = Teflon; **O** = Other (Specify)

SAMPLING EQUIPMENT CODES: **APP** = After Peristaltic Pump; **B** = Bailer; **BP** = Bladder Pump; **ESP** = Electric Submersible Pump; **RFPP** = Reverse Flow Peristaltic Pump; **SM** = Straw Method (Tubing Gravity Drain); **O** = Other (Specify)

NOTES: 1. **The above do not constitute all of the information required by Chapter 62-160, F.A.C.**
2. STABILIZATION CRITERIA FOR RANGE OF VARIATION OF LAST THREE CONSECUTIVE READINGS (SEE FS 2212, SECTION 3)
pH: ± 0.2 units **Temperature:** ± 0.2 °C **Specific Conductance:** ± 5% **Dissolved Oxygen:** all readings ≤ 20% saturation (see Table FS 2200-2); optionally, ± 0.2 mg/L or ± 10% (whichever is greater) **Turbidity:** all readings ≤ 20 NTU; optionally ± 5 NTU or ± 10% (whichever is greater)

Revision Date: February 12, 2009

Form FD 9000-24

GROUNDWATER SAMPLING LOG

EAR1256

SITE NAME: ~~Hove~~ City Fort Lauderdale		SITE LOCATION: Ft. Lauderdale	
WELL NO: MW-1	SAMPLE ID: MW-1		DATE: 8/18/

PURGING DATA

WELL DIAMETER (inches): 2	TUBING DIAMETER (inches): 1/4	WELL SCREEN INTERVAL DEPTH: 2.67 feet to 12.67 feet	STATIC DEPTH TO WATER (feet): 5.57	PURGE PUMP TYPE OR BAILER: PP

WELL VOLUME PURGE: 1 WELL VOLUME = (TOTAL WELL DEPTH – STATIC DEPTH TO WATER) X WELL CAPACITY
(only fill out if applicable)
= (12.67 feet – 5.57 feet) X 0.16 gallons/foot = 1.14 gallons

EQUIPMENT VOLUME PURGE: 1 EQUIPMENT VOL. = PUMP VOLUME + (TUBING CAPACITY X TUBING LENGTH) + FLOW CELL VOLUME
(only fill out if applicable)
NA = gallons + (gallons/foot X feet) + gallons = gallons

INITIAL PUMP OR TUBING DEPTH IN WELL (feet):	FINAL PUMP OR TUBING DEPTH IN WELL (feet):	PURGING INITIATED AT:	PURGING ENDED AT:	TOTAL VOLUME PURGED (gallons):
9	9	900	926	2.25

TIME	VOLUME PURGED (gallons)	CUMUL. VOLUME PURGED (gallons)	PURGE RATE (gpm)	DEPTH TO WATER (feet)	pH (standard units)	TEMP. (°C)	COND. (circle units) µmhos/cm or µS/cm	DISSOLVED OXYGEN (circle units) mg/L or % saturation	TURBIDITY (NTUs)	COLOR (describe)	ODOR (describe)
911	1.25	1.25	0.12	5.64	7.11	30.01	355	0.66	36.6	clear	none
916	0.5	1.75	0.12	5.65	7.10	30.0	355	0.61	18.7	"	"
918	0.25	2.0	0.12	5.65	7.10	30.0	355	0.59	14.2	"	"
920	0.25	2.25	0.12	5.65	7.10	30.1	355	0.53	9.4	"	"

WELL CAPACITY (Gallons Per Foot): **0.75"** = 0.02; **1"** = 0.04; **1.25"** = 0.06; **2"** = 0.16; **3"** = 0.37; **4"** = 0.65; **5"** = 1.02; **6"** = 1.47; **12"** = 5.88
TUBING INSIDE DIA. CAPACITY (Gal./Ft.): **1/8"** = 0.0006; **3/16"** = 0.0014; **1/4"** = 0.0026; **5/16"** = 0.004; **3/8"** = 0.006; **1/2"** = 0.010; **5/8"** = 0.016

PURGING EQUIPMENT CODES: **B** = Bailer; **BP** = Bladder Pump; **ESP** = Electric Submersible Pump; **PP** = Peristaltic Pump; **O** = Other (Specify)

SAMPLING DATA

SAMPLED BY (PRINT) / AFFILIATION:	SAMPLER(S) SIGNATURE(S):	SAMPLING INITIATED AT:	SAMPLING ENDED AT:
Leah Zihlman/Kimley-Horn		920	

PUMP OR TUBING DEPTH IN WELL (feet):	TUBING MATERIAL CODE: PE	FIELD-FILTERED: Y N Filtration Equipment Type:	FILTER SIZE: ___ µm
9			

FIELD DECONTAMINATION: PUMP Y (N) TUBING Y (N) (replaced) DUPLICATE: Y (N)

SAMPLE CONTAINER SPECIFICATION				SAMPLE PRESERVATION					
SAMPLE ID CODE	# CONTAINERS	MATERIAL CODE	VOLUME	PRESERVATIVE USED	TOTAL VOL ADDED IN FIELD (mL)	FINAL pH	INTENDED ANALYSIS AND/OR METHOD	SAMPLING EQUIPMENT CODE	SAMPLE PUMP FLOW RATE (mL per minute)
	1	AG	200mL	NA	—	—	PAH	APP	<500
	2	PE	>50mL	HNO_3	—	—	As	APP	<500

REMARKS:

MATERIAL CODES: **AG** = Amber Glass; **CG** = Clear Glass; **PE** = Polyethylene; **PP** = Polypropylene; **S** = Silicone; **T** = Teflon; **O** = Other (Specify)

SAMPLING EQUIPMENT CODES: **APP** = After Peristaltic Pump; **B** = Bailer; **BP** = Bladder Pump; **ESP** = Electric Submersible Pump; **RFPP** = Reverse Flow Peristaltic Pump; **SM** = Straw Method (Tubing Gravity Drain); **O** = Other (Specify)

NOTES: 1. **The above do not constitute all of the information required by Chapter 62-160, F.A.C.**
2. STABILIZATION CRITERIA FOR RANGE OF VARIATION OF LAST THREE CONSECUTIVE READINGS (SEE FS 2212, SECTION 3)
pH: ± 0.2 units **Temperature:** ± 0.2 °C **Specific Conductance:** ± 5% **Dissolved Oxygen:** all readings ≤ 20% saturation (see Table FS 2200-2); optionally, ± 0.2 mg/L or ± 10% (whichever is greater) **Turbidity:** all readings ≤ 20 NTU; optionally ± 5 NTU or ± 10% (whichever is greater)

Revision Date: February 12, 2009

Certificate of Calibration
Multi-Parameter Water Quality

EAR 1256

Equipment Type:	YSI 556				
Date	August 17, 2016				
Serial #	08G100440				
Calibration Standard # 1	pH 4.01				
Calibration Standard # 2	pH 7.00				
Calibration Standard # 3					
Calibration Standard # 4	100% D.O Saturation				
Calibration Standard # 5	Zobell ORP Solution				
Calibration Standard # 6	1000uS Conductivity				
Calibration Standard # 7					
Calibration Standard # 8					
Calibration Standard # 9					
Lot # (s)	5E176	5C158	5A115		
	pH4.01	pH7.01	1000uS		
Expiration Date(s)	Dec-16	Dec-16	Mar-17		
Ambient Temperature	24°C (75.2°F)				
Instrument Reading: Calibrated	pH 4.00	pH 7.01		Cond. 1001uS	
	235.5mV ORP	8.72 mg/L D.O.			
Calibrated By:	Miami Regional Manager				

NOTES:

Signature:

Peterson Environmental, Inc.
1704 W. Grace Street
Tampa, FL 33607
Phone: 813-871-2626| Fax 813-871-1366

Certificate of Calibration
Turbidity Meters

EAR 1256

Equipment Type:	Hach2100Q			
Date	August 18, 2016			
Serial #	13110C029479			
Calibration Standard # 1	10NTU			
Calibration Standard # 2	20NTU			
Calibration Standard # 3	100.0 NTU			
Calibration Standard # 4	800.0 NTU			
Lot # (s)	10NTU:A4356	20NTU:A5013	100NTU:A5014	800NTU:A5009
Expiration Date(s)	Dec-16	Dec-16	Dec-16	Dec-16
Ambient Temperature	24°C (75.2°F)			
Instrument Reading: Calibrated	10.2 NTU	20.1 NTU	99 NTU	799 NTU
Calibrated By:	Miami Regional Manager			

NOTES:

Signature: Brent Clyl

Peterson Environmental, Inc.
1704 W. Grace Street
Tampa, FL 33607
Phone: 813-871-2626| Fax 813-871-1366

Florida Department of Environmental Protection - Division of Waste Management - Bureau of Petroleum Storage Systems

WELL CONSTRUCTION AND DEVELOPMENT LOG

WELL CONSTRUCTION DATA

Well Number:	Site Name:	FDEP Facility I.D. Number:	Well Install Date(s):
GP-1R	City of Ft. Lauderdale Firestation	EAR 1256	8/17/16

Well Location and Type (check appropriate boxes): ☑ On-Site ☐ Right-of-Way ☐ Off-Site Private Property ☐ Above Grade (AG) ☑ Flush-to-Grade

If AG, list feet of riser above land surface:

Well Purpose: ☐ Perched Monitoring ☑ Shallow (Water-Table) Monitoring ☐ Intermediate or Deep Monitoring ☐ Remediation or Other (describe)

Well Install Method: DPT

Surface Casing Install Method:

Borehole Depth (feet):	Well Depth (feet):	Borehole Diameter (inches):	Manhole Diameter (inches):	Well Pad Size:
NA	12	3 1/4	8-inch	1 feet by 1 feet

Riser Diameter and Material:	Riser/Screen Connections:	Riser Length:
3/4" PVC	☐ Flush-Threaded ☐ Other (describe)	2 feet from 0 feet to 2 feet

Screen Diameter and Material:	Screen Slot Size:	Screen Length:
3/4" PVC	0.01"	10 feet from 2 feet to 12 feet

1st Surface Casing Material: also check: ☐ Permanent ☐ Temporary	1st Surface Casing I.D. (inches):	1st Surface Casing Length: feet from 0 feet to feet
2nd Surface Casing Material: also check: ☐ Permanent ☐ Temporary	2nd Surface Casing I.D. (inches):	2nd Surface Casing Length: feet from 0 feet to feet
3rd Surface Casing Material: also check: ☐ Permanent ☐ Temporary	3rd Surface Casing I.D. (inches):	3rd Surface Casing Length: feet from 0 feet to feet

Filter Pack Material and Size:	Prepacked Filter Around Screen (check one):	Filter Pack Length:
20/30 Sand	☑ Yes ☐ No	11 feet from 1 feet to 12 feet

Filter Pack Seal Material and Size:	Filter Pack Seal Length:
40/65 Sand	1 feet from 0 feet to 1 feet

Surface Seal Material:	Surface Seal Length:
Grout/concrete	feet from feet to feet

WELL DEVELOPMENT DATA

Well Development Date:	Well Development Method (check one):
08/17/16	☐ Surge/Pu ☑ Pump ☐ Compressed Air ☐ Other (describe)

Development Pump Type (check):	Depth to Groundwater (before developing in feet):
☐ Centrifugal ☑ Peristaltic ☐ Submersible ☐ Other (describe)	Not measured

Pumping Rate (gallons per minute):	Maximum Drawdown of Groundwater During Development (feet):	Well Purged Dry (check one):
0.2	NA	☐ Yes ☑ No

Pumping Condition (check one):	Total Development Water Removed (gallons):	Development Duration (minutes):	Development Water Drummed (check one):
☑ Continuous ☐ Intermittent	~10	45	☐ Yes ☑ No

Water Appearance (color and odor) At Start of Development:	Water Appearance (color and odor) At End of Development:
Cloudy, none	Clear, none

WELL CONSTRUCTION OR DEVELOPMENT REMARKS

APPENDIX G

Pace Analytical Services, Inc.
8 East Tower Circle
Ormond Beach, FL 32174
(386)672-5668

September 01, 2016

David Goldman, P.G.
Kimley-Horn (Jacksonville)
12740 Gran Bay Parkway West
Suite 2350
Jacksonville, FL 32258

RE: Project: Fort Lauderdale Fire Station
Pace Project No.: 35260819

Dear David Goldman, P.G.:
Enclosed are the analytical results for sample(s) received by the laboratory on August 18, 2016. The results relate only to the samples included in this report. Results reported herein conform to the most current TNI standards and the laboratory's Quality Assurance Manual, where applicable, unless otherwise noted in the body of the report.

If you have any questions concerning this report, please feel free to contact me.

Sincerely,

Todd Rea
todd.rea@pacelabs.com
Project Manager

Enclosures

cc: Luke Davis, Kimly-Horn Associates Inc
Leah Zihlman, Kimly-Horn Associates Inc

This report shall not be reproduced, except in full,
without the written consent of Pace Analytical Services, Inc..

Pace Analytical Services, Inc.
8 East Tower Circle
Ormond Beach, FL 32174
(386)672-5668

CERTIFICATIONS

Project: Fort Lauderdale Fire Station
Pace Project No.: 35260819

Ormond Beach Certification IDs

8 East Tower Circle, Ormond Beach, FL 32174
Alabama Certification #: 41320
Connecticut Certification #: PH-0216
Delaware Certification: FL NELAC Reciprocity
Florida Certification #: E83079
Georgia Certification #: 955
Guam Certification: FL NELAC Reciprocity
Hawaii Certification: FL NELAC Reciprocity
Illinois Certification #: 200068
Indiana Certification: FL NELAC Reciprocity
Kansas Certification #: E-10383
Louisiana Certification #: FL NELAC Reciprocity
Louisiana Environmental Certificate #: 05007
Maryland Certification: #346
Michigan Certification #: 9911
Mississippi Certification: FL NELAC Reciprocity
Missouri Certification #: 236
Montana Certification #: Cert 0074
Nebraska Certification: NE-OS-28-14
Nevada Certification: FL NELAC Reciprocity
New York Certification #: 11608
North Carolina Environmental Certificate #: 667
North Carolina Certification #: 12710
North Dakota Certification #: R-216
Oklahoma Certification #: D9947
Pennsylvania Certification #: 68-00547
Puerto Rico Certification #: FL01264
South Carolina Certification: #96042001
Tennessee Certification #: TN02974
Texas Certification: FL NELAC Reciprocity
US Virgin Islands Certification: FL NELAC Reciprocity
Virginia Environmental Certification #: 460165
Wyoming Certification: FL NELAC Reciprocity
West Virginia Certification #: 9962C
Wisconsin Certification #: 399079670
Wyoming (EPA Region 8): FL NELAC Reciprocity

This report shall not be reproduced, except in full,
without the written consent of Pace Analytical Services, Inc..

Pace Analytical Services, Inc.
8 East Tower Circle
Ormond Beach, FL 32174
(386)672-5668

Bid 12139-083

SAMPLE SUMMARY

Project: Fort Lauderdale Fire Station
Pace Project No.: 35260819

Lab ID	Sample ID	Matrix	Date Collected	Date Received
35260819001	**SB-101 (0-5)**	Solid	08/17/16 11:40	08/18/16 16:15
35260819002	**SB-101 (2)**	Solid	08/17/16 11:45	08/18/16 16:15
35260819003	**SB-102 (0.5)**	Solid	08/17/16 11:47	08/18/16 16:15
35260819004	**SB-102 (2)**	Solid	08/17/16 11:48	08/18/16 16:15
35260819005	**SB-103 (0.5)**	Solid	08/17/16 11:06	08/18/16 16:15
35260819006	**SB-103 (2)**	Solid	08/17/16 11:08	08/18/16 16:15
35260819007	**SB-104 (0.5)**	Solid	08/17/16 11:20	08/18/16 16:15
35260819008	**SB-104 (2)**	Solid	08/17/16 11:25	08/18/16 16:15
35260819009	**SB-106 (0.5)**	Solid	08/17/16 11:30	08/18/16 16:15
35260819010	**SB-106 (2)**	Solid	08/17/16 11:33	08/18/16 16:15
35260819011	**SB-107 (0.5)**	Solid	08/17/16 12:35	08/18/16 16:15
35260819012	**SB-107 (2)**	Solid	08/17/16 12:40	08/18/16 16:15
35260819013	**SB-108 (0.5)**	Solid	08/17/16 12:25	08/18/16 16:15
35260819014	**SB-108 (2)**	Solid	08/17/16 12:30	08/18/16 16:15
35260819015	**SB-109 (0.5)**	Solid	08/17/16 12:10	08/18/16 16:15
35260819016	**SB-109 (2)**	Solid	08/17/16 12:15	08/18/16 16:15
35260819017	**SB-110 (0.5)**	Solid	08/17/16 12:45	08/18/16 16:15
35260819018	**SB-110 (2)**	Solid	08/17/16 12:50	08/18/16 16:15
35260819019	**SB-105 (0.5)**	Solid	08/17/16 11:35	08/18/16 16:15
35260819020	**SB-105 (2)**	Solid	08/17/16 11:40	08/18/16 16:15
35260819021	**MW-1**	Water	08/18/16 09:20	08/18/16 16:15
35260819022	**MW-4**	Water	08/18/16 09:55	08/18/16 16:15
35260819023	**GP-1R**	Water	08/18/16 10:51	08/18/16 16:15
35260819028	**SB-101 (0-5)**	Solid	08/17/16 11:40	08/18/16 16:15

This report shall not be reproduced, except in full,
without the written consent of Pace Analytical Services, Inc..

Pace Analytical Services, Inc.
8 East Tower Circle
Ormond Beach, FL 32174
(386)672-5668

Bid 12139-083

SAMPLE ANALYTE COUNT

Project: Fort Lauderdale Fire Station
Pace Project No.: 35260819

Lab ID	Sample ID	Method	Analysts	Analytes Reported	Laboratory
35260819001	**SB-101 (0-5)**	EPA 6010	AIS	1	PASI-O
		EPA 8270	EAO	21	PASI-O
		ASTM D2974-87	MLO	1	PASI-O
35260819002	**SB-101 (2)**	EPA 6010	AIS	1	PASI-O
		EPA 8270	EAO	21	PASI-O
		ASTM D2974-87	MLO	1	PASI-O
35260819003	**SB-102 (0.5)**	EPA 6010	AIS	1	PASI-O
		EPA 8270	EAO	21	PASI-O
		ASTM D2974-87	MLO	1	PASI-O
35260819004	**SB-102 (2)**	EPA 6010	AIS	1	PASI-O
		EPA 8270	EAO	21	PASI-O
		ASTM D2974-87	MLO	1	PASI-O
35260819005	**SB-103 (0.5)**	EPA 6010	AIS	1	PASI-O
		EPA 8270	EAO	21	PASI-O
		ASTM D2974-87	MLO	1	PASI-O
35260819006	**SB-103 (2)**	EPA 6010	AIS	1	PASI-O
		EPA 8270	EAO	21	PASI-O
		ASTM D2974-87	MLO	1	PASI-O
35260819007	**SB-104 (0.5)**	EPA 6010	AIS	1	PASI-O
		EPA 8270	EAO	21	PASI-O
		ASTM D2974-87	MLO	1	PASI-O
35260819008	**SB-104 (2)**	EPA 6010	AIS	1	PASI-O
		EPA 8270	EAO	21	PASI-O
		ASTM D2974-87	MLO	1	PASI-O
35260819009	**SB-106 (0.5)**	EPA 6010	AIS	1	PASI-O
		EPA 8270	EAO	21	PASI-O
		ASTM D2974-87	MLO	1	PASI-O
35260819010	**SB-106 (2)**	EPA 6010	AIS	1	PASI-O
		EPA 8270	EAO	21	PASI-O
		ASTM D2974-87	MLO	1	PASI-O
35260819011	**SB-107 (0.5)**	EPA 6010	AIS	1	PASI-O
		EPA 8270	EAO	21	PASI-O
		ASTM D2974-87	MLO	1	PASI-O
35260819012	**SB-107 (2)**	EPA 6010	AIS	1	PASI-O
		EPA 8270	EAO	21	PASI-O
		ASTM D2974-87	MLO	1	PASI-O
35260819013	**SB-108 (0.5)**	EPA 6010	AIS	1	PASI-O

This report shall not be reproduced, except in full,
without the written consent of Pace Analytical Services, Inc..

Pace Analytical Services, Inc.
8 East Tower Circle
Ormond Beach, FL 32174
(386)672-5668

Bid 12139-083

SAMPLE ANALYTE COUNT

Project: Fort Lauderdale Fire Station
Pace Project No.: 35260819

Lab ID	Sample ID	Method	Analysts	Analytes Reported	Laboratory
		EPA 8270	EAO	21	PASI-O
		ASTM D2974-87	MLO	1	PASI-O
35260819014	**SB-108 (2)**	EPA 6010	AIS	1	PASI-O
		EPA 8270	EAO	21	PASI-O
		ASTM D2974-87	MLO	1	PASI-O
35260819015	**SB-109 (0.5)**	EPA 6010	AIS	1	PASI-O
		EPA 8270	EAO	21	PASI-O
		ASTM D2974-87	MLO	1	PASI-O
35260819016	**SB-109 (2)**	EPA 6010	AIS	1	PASI-O
		EPA 8270	EAO	21	PASI-O
		ASTM D2974-87	MLO	1	PASI-O
35260819017	**SB-110 (0.5)**	EPA 6010	AIS	1	PASI-O
		EPA 8270	EAO	21	PASI-O
		ASTM D2974-87	MLO	1	PASI-O
35260819018	**SB-110 (2)**	EPA 6010	AIS	1	PASI-O
		EPA 8270	EAO	21	PASI-O
		ASTM D2974-87	MLO	1	PASI-O
35260819019	**SB-105 (0.5)**	EPA 6010	AIS	1	PASI-O
		EPA 8270	EAO	21	PASI-O
		ASTM D2974-87	MLO	1	PASI-O
35260819020	**SB-105 (2)**	EPA 6010	AIS	1	PASI-O
		EPA 8270	EAO	21	PASI-O
		ASTM D2974-87	MLO	1	PASI-O
35260819021	**MW-1**	EPA 6010	CKJ	1	PASI-O
		EPA 8270 by SIM	TWB	20	PASI-O
35260819022	**MW-4**	EPA 6010	CKJ	1	PASI-O
		EPA 8270 by SIM	TWB	20	PASI-O
35260819023	**GP-1R**	EPA 6010	CKJ	1	PASI-O
		EPA 8270 by SIM	TWB	20	PASI-O
35260819028	**SB-101 (0-5)**	EPA 8270	TWB	21	PASI-O
		ASTM D2974-87	DRC	1	PASI-O

This report shall not be reproduced, except in full,
without the written consent of Pace Analytical Services, Inc..

Pace Analytical Services, Inc.
8 East Tower Circle
Ormond Beach, FL 32174
(386)672-5668

SUMMARY OF DETECTION

Project: Fort Lauderdale Fire Station
Pace Project No.: 35260819

Lab Sample ID / Method	Client Sample ID / Parameters	Result	Units	Report Limit	Analyzed	Qualifiers
35260819001	**SB-101 (0-5)**					
EPA 8270	Acenaphthene	0.50	mg/kg	0.036	08/25/16 18:37	
EPA 8270	Acenaphthylene	0.46	mg/kg	0.036	08/25/16 18:37	
EPA 8270	Anthracene	1.2	mg/kg	0.036	08/25/16 18:37	
EPA 8270	Benzo(a)anthracene	5.9	mg/kg	0.36	08/26/16 03:05	
EPA 8270	Benzo(a)pyrene	4.5	mg/kg	0.36	08/26/16 03:05	
EPA 8270	Benzo(b)fluoranthene	5.8	mg/kg	0.36	08/26/16 03:05	
EPA 8270	Benzo(g,h,i)perylene	2.4	mg/kg	0.036	08/25/16 18:37	
EPA 8270	Benzo(k)fluoranthene	2.4	mg/kg	0.036	08/25/16 18:37	
EPA 8270	Chrysene	5.3	mg/kg	0.36	08/26/16 03:05	
EPA 8270	Dibenz(a,h)anthracene	0.66	mg/kg	0.036	08/25/16 18:37	
EPA 8270	Fluoranthene	10.7	mg/kg	0.36	08/26/16 03:05	
EPA 8270	Fluorene	0.34	mg/kg	0.036	08/25/16 18:37	
EPA 8270	Indeno(1,2,3-cd)pyrene	2.2	mg/kg	0.036	08/25/16 18:37	
EPA 8270	1-Methylnaphthalene	0.050	mg/kg	0.036	08/25/16 18:37	
EPA 8270	2-Methylnaphthalene	0.063	mg/kg	0.036	08/25/16 18:37	
EPA 8270	Naphthalene	0.070	mg/kg	0.036	08/25/16 18:37	
EPA 8270	Phenanthrene	6.4	mg/kg	0.36	08/26/16 03:05	
EPA 8270	Pyrene	8.5	mg/kg	0.36	08/26/16 03:05	
ASTM D2974-87	Percent Moisture	7.5	%	0.10	08/24/16 11:03	
35260819002	**SB-101 (2)**					
EPA 8270	Acenaphthylene	0.092	mg/kg	0.17	08/25/16 19:01	I
EPA 8270	Anthracene	0.060	mg/kg	0.17	08/25/16 19:01	I
EPA 8270	Benzo(a)anthracene	0.28	mg/kg	0.17	08/25/16 19:01	
EPA 8270	Benzo(a)pyrene	0.22	mg/kg	0.17	08/25/16 19:01	
EPA 8270	Benzo(b)fluoranthene	0.29	mg/kg	0.17	08/25/16 19:01	
EPA 8270	Benzo(g,h,i)perylene	0.17	mg/kg	0.17	08/25/16 19:01	I
EPA 8270	Benzo(k)fluoranthene	0.18	mg/kg	0.17	08/25/16 19:01	
EPA 8270	Chrysene	0.25	mg/kg	0.17	08/25/16 19:01	
EPA 8270	Fluoranthene	0.35	mg/kg	0.17	08/25/16 19:01	
EPA 8270	Indeno(1,2,3-cd)pyrene	0.13	mg/kg	0.17	08/25/16 19:01	I
EPA 8270	Phenanthrene	0.13	mg/kg	0.17	08/25/16 19:01	I
EPA 8270	Pyrene	0.35	mg/kg	0.17	08/25/16 19:01	
ASTM D2974-87	Percent Moisture	22.4	%	0.10	08/24/16 11:03	
35260819003	**SB-102 (0.5)**					
ASTM D2974-87	Percent Moisture	17.2	%	0.10	08/24/16 11:03	
35260819004	**SB-102 (2)**					
ASTM D2974-87	Percent Moisture	22.0	%	0.10	08/24/16 11:03	
35260819005	**SB-103 (0.5)**					
EPA 8270	Benzo(a)anthracene	0.054	mg/kg	0.16	08/25/16 20:10	I
EPA 8270	Benzo(a)pyrene	0.070	mg/kg	0.16	08/25/16 20:10	I
EPA 8270	Benzo(g,h,i)perylene	0.082	mg/kg	0.16	08/25/16 20:10	I
EPA 8270	Benzo(k)fluoranthene	0.055	mg/kg	0.16	08/25/16 20:10	I
EPA 8270	Chrysene	0.065	mg/kg	0.16	08/25/16 20:10	I
EPA 8270	Fluoranthene	0.13	mg/kg	0.16	08/25/16 20:10	I
EPA 8270	Pyrene	0.18	mg/kg	0.16	08/25/16 20:10	

This report shall not be reproduced, except in full,
without the written consent of Pace Analytical Services, Inc..

Pace Analytical Services, Inc.
8 East Tower Circle
Ormond Beach, FL 32174
(386)672-5668

SUMMARY OF DETECTION

Project: Fort Lauderdale Fire Station
Pace Project No.: 35260819

Lab Sample ID / Method	Client Sample ID / Parameters	Result	Units	Report Limit	Analyzed	Qualifiers
35260819005	**SB-103 (0.5)**					
ASTM D2974-87	Percent Moisture	17.2	%	0.10	08/24/16 11:03	
35260819006	**SB-103 (2)**					
ASTM D2974-87	Percent Moisture	2.7	%	0.10	08/24/16 11:03	
35260819007	**SB-104 (0.5)**					
ASTM D2974-87	Percent Moisture	2.9	%	0.10	08/24/16 11:03	J(D6)
35260819008	**SB-104 (2)**					
ASTM D2974-87	Percent Moisture	1.5	%	0.10	08/24/16 11:03	
35260819009	**SB-106 (0.5)**					
ASTM D2974-87	Percent Moisture	20.8	%	0.10	08/24/16 11:03	
35260819010	**SB-106 (2)**					
ASTM D2974-87	Percent Moisture	21.1	%	0.10	08/24/16 11:03	
35260819011	**SB-107 (0.5)**					
EPA 6010	Arsenic	1.2	mg/kg	0.56	08/24/16 08:55	
ASTM D2974-87	Percent Moisture	15.9	%	0.10	08/24/16 11:03	
35260819012	**SB-107 (2)**					
ASTM D2974-87	Percent Moisture	2.8	%	0.10	08/24/16 11:03	
35260819013	**SB-108 (0.5)**					
EPA 6010	Arsenic	0.63	mg/kg	0.51	08/24/16 09:03	
ASTM D2974-87	Percent Moisture	4.4	%	0.10	08/24/16 11:03	
35260819014	**SB-108 (2)**					
ASTM D2974-87	Percent Moisture	2.5	%	0.10	08/24/16 11:03	
35260819015	**SB-109 (0.5)**					
EPA 6010	Arsenic	1.0	mg/kg	0.53	08/24/16 09:12	
ASTM D2974-87	Percent Moisture	8.4	%	0.10	08/24/16 11:03	
35260819016	**SB-109 (2)**					
ASTM D2974-87	Percent Moisture	1.8	%	0.10	08/24/16 11:04	J(D6)
35260819017	**SB-110 (0.5)**					
EPA 6010	Arsenic	1.4	mg/kg	0.71	08/24/16 09:20	
ASTM D2974-87	Percent Moisture	28.4	%	0.10	08/24/16 11:04	
35260819018	**SB-110 (2)**					
ASTM D2974-87	Percent Moisture	22.0	%	0.10	08/24/16 11:04	
35260819019	**SB-105 (0.5)**					
ASTM D2974-87	Percent Moisture	23.8	%	0.10	08/24/16 11:04	
35260819020	**SB-105 (2)**					
ASTM D2974-87	Percent Moisture	24.2	%	0.10	08/24/16 11:04	
35260819028	**SB-101 (0-5)**					
EPA 8270	Acenaphthene	0.85	mg/kg	0.036	09/01/16 06:57	

This report shall not be reproduced, except in full,
without the written consent of Pace Analytical Services, Inc..

Pace Analytical Services, Inc.
8 East Tower Circle
Ormond Beach, FL 32174
(386)672-5668

SUMMARY OF DETECTION

Project: Fort Lauderdale Fire Station
Pace Project No.: 35260819

Lab Sample ID / Method	Client Sample ID / Parameters	Result	Units	Report Limit	Analyzed	Qualifiers
35260819028	**SB-101 (0-5)**					
EPA 8270	Acenaphthylene	1.1	mg/kg	0.036	09/01/16 06:57	
EPA 8270	Anthracene	2.4	mg/kg	0.036	09/01/16 06:57	
EPA 8270	Benzo(a)anthracene	6.8	mg/kg	0.36	09/01/16 13:10	
EPA 8270	Benzo(a)pyrene	5.3	mg/kg	0.36	09/01/16 13:10	
EPA 8270	Benzo(b)fluoranthene	8.8	mg/kg	0.36	09/01/16 13:10	
EPA 8270	Benzo(g,h,i)perylene	3.0	mg/kg	0.36	09/01/16 13:10	
EPA 8270	Benzo(k)fluoranthene	3.7	mg/kg	0.36	09/01/16 13:10	
EPA 8270	Chrysene	6.1	mg/kg	0.36	09/01/16 13:10	
EPA 8270	Dibenz(a,h)anthracene	1.5	mg/kg	0.036	09/01/16 06:57	
EPA 8270	Fluoranthene	13.3	mg/kg	0.36	09/01/16 13:10	
EPA 8270	Fluorene	0.55	mg/kg	0.036	09/01/16 06:57	
EPA 8270	Indeno(1,2,3-cd)pyrene	2.6	mg/kg	0.36	09/01/16 13:10	
EPA 8270	1-Methylnaphthalene	0.076	mg/kg	0.036	09/01/16 06:57	
EPA 8270	2-Methylnaphthalene	0.085	mg/kg	0.036	09/01/16 06:57	
EPA 8270	Naphthalene	0.10	mg/kg	0.036	09/01/16 06:57	
EPA 8270	Phenanthrene	7.6	mg/kg	0.36	09/01/16 13:10	
EPA 8270	Pyrene	9.6	mg/kg	0.36	09/01/16 13:10	
ASTM D2974-87	Percent Moisture	7.9	%	0.10	09/01/16 08:56	J(D6)

This report shall not be reproduced, except in full,
without the written consent of Pace Analytical Services, Inc..

Pace Analytical Services, Inc.
8 East Tower Circle
Ormond Beach, FL 32174
(386)672-5668

PROJECT NARRATIVE

Project: Fort Lauderdale Fire Station
Pace Project No.: 35260819

Date: September 01, 2016

Project name updated to Fort Lauderdale Fire Station, per client request.

This report shall not be reproduced, except in full,
without the written consent of Pace Analytical Services, Inc..

Pace Analytical Services, Inc.
8 East Tower Circle
Ormond Beach, FL 32174
(386)672-5668

ANALYTICAL RESULTS

Project: Fort Lauderdale Fire Station
Pace Project No.: 35260819

Sample: SB-101 (0-5) **Lab ID: 35260819001** Collected: 08/17/16 11:40 Received: 08/18/16 16:15 Matrix: Solid

Results reported on a "dry weight" basis and are adjusted for percent moisture, sample size and any dilutions.

Parameters	Results	Units	PQL	MDL	DF	Prepared	Analyzed	CAS No.	Qual
6010 MET ICP	Analytical Method: EPA 6010 Preparation Method: EPA 3050								
Arsenic	**0.26 U**	mg/kg	0.52	0.26	1	08/23/16 06:41	08/24/16 19:59	7440-38-2	
8270 MSSV Short List Microwave	Analytical Method: EPA 8270 Preparation Method: EPA 3546								
Acenaphthene	**0.50**	mg/kg	0.036	0.013	1	08/21/16 19:30	08/25/16 18:37	83-32-9	
Acenaphthylene	**0.46**	mg/kg	0.036	0.011	1	08/21/16 19:30	08/25/16 18:37	208-96-8	
Anthracene	**1.2**	mg/kg	0.036	0.011	1	08/21/16 19:30	08/25/16 18:37	120-12-7	
Benzo(a)anthracene	**5.9**	mg/kg	0.36	0.10	10	08/21/16 19:30	08/26/16 03:05	56-55-3	
Benzo(a)pyrene	**4.5**	mg/kg	0.36	0.042	10	08/21/16 19:30	08/26/16 03:05	50-32-8	
Benzo(b)fluoranthene	**5.8**	mg/kg	0.36	0.27	10	08/21/16 19:30	08/26/16 03:05	205-99-2	
Benzo(g,h,i)perylene	**2.4**	mg/kg	0.036	0.013	1	08/21/16 19:30	08/25/16 18:37	191-24-2	
Benzo(k)fluoranthene	**2.4**	mg/kg	0.036	0.0077	1	08/21/16 19:30	08/25/16 18:37	207-08-9	
Chrysene	**5.3**	mg/kg	0.36	0.13	10	08/21/16 19:30	08/26/16 03:05	218-01-9	
Dibenz(a,h)anthracene	**0.66**	mg/kg	0.036	0.018	1	08/21/16 19:30	08/25/16 18:37	53-70-3	
Fluoranthene	**10.7**	mg/kg	0.36	0.12	10	08/21/16 19:30	08/26/16 03:05	206-44-0	
Fluorene	**0.34**	mg/kg	0.036	0.016	1	08/21/16 19:30	08/25/16 18:37	86-73-7	
Indeno(1,2,3-cd)pyrene	**2.2**	mg/kg	0.036	0.018	1	08/21/16 19:30	08/25/16 18:37	193-39-5	
1-Methylnaphthalene	**0.050**	mg/kg	0.036	0.013	1	08/21/16 19:30	08/25/16 18:37	90-12-0	
2-Methylnaphthalene	**0.063**	mg/kg	0.036	0.015	1	08/21/16 19:30	08/25/16 18:37	91-57-6	
Naphthalene	**0.070**	mg/kg	0.036	0.012	1	08/21/16 19:30	08/25/16 18:37	91-20-3	
Phenanthrene	**6.4**	mg/kg	0.36	0.14	10	08/21/16 19:30	08/26/16 03:05	85-01-8	
Pyrene	**8.5**	mg/kg	0.36	0.18	10	08/21/16 19:30	08/26/16 03:05	129-00-0	
Surrogates									
Nitrobenzene-d5 (S)	43	%	16-123		1	08/21/16 19:30	08/25/16 18:37	4165-60-0	
2-Fluorobiphenyl (S)	51	%	32-129		1	08/21/16 19:30	08/25/16 18:37	321-60-8	
Terphenyl-d14 (S)	44	%	38-138		1	08/21/16 19:30	08/25/16 18:37	1718-51-0	
Percent Moisture	Analytical Method: ASTM D2974-87								
Percent Moisture	**7.5**	%	0.10	0.10	1		08/24/16 11:03		

REPORT OF LABORATORY ANALYSIS

This report shall not be reproduced, except in full,
without the written consent of Pace Analytical Services, Inc..

Pace Analytical Services, Inc.
8 East Tower Circle
Ormond Beach, FL 32174
(386)672-5668

ANALYTICAL RESULTS

Project: Fort Lauderdale Fire Station
Pace Project No.: 35260819

Sample: SB-101 (2) **Lab ID: 35260819002** Collected: 08/17/16 11:45 Received: 08/18/16 16:15 Matrix: Solid

Results reported on a "dry weight" basis and are adjusted for percent moisture, sample size and any dilutions.

Parameters	Results	Units	PQL	MDL	DF	Prepared	Analyzed	CAS No.	Qual
6010 MET ICP	Analytical Method: EPA 6010 Preparation Method: EPA 3050								
Arsenic	**0.32 U**	mg/kg	0.64	0.32	1	08/23/16 06:41	08/24/16 20:04	7440-38-2	
8270 MSSV Short List Microwave	Analytical Method: EPA 8270 Preparation Method: EPA 3546								
Acenaphthene	**0.064 U**	mg/kg	0.17	0.064	1	08/21/16 19:30	08/25/16 19:01	83-32-9	
Acenaphthylene	**0.092 I**	mg/kg	0.17	0.054	1	08/21/16 19:30	08/25/16 19:01	208-96-8	
Anthracene	**0.060 I**	mg/kg	0.17	0.053	1	08/21/16 19:30	08/25/16 19:01	120-12-7	
Benzo(a)anthracene	**0.28**	mg/kg	0.17	0.050	1	08/21/16 19:30	08/25/16 19:01	56-55-3	
Benzo(a)pyrene	**0.22**	mg/kg	0.17	0.020	1	08/21/16 19:30	08/25/16 19:01	50-32-8	
Benzo(b)fluoranthene	**0.29**	mg/kg	0.17	0.13	1	08/21/16 19:30	08/25/16 19:01	205-99-2	
Benzo(g,h,i)perylene	**0.17 I**	mg/kg	0.17	0.063	1	08/21/16 19:30	08/25/16 19:01	191-24-2	
Benzo(k)fluoranthene	**0.18**	mg/kg	0.17	0.038	1	08/21/16 19:30	08/25/16 19:01	207-08-9	
Chrysene	**0.25**	mg/kg	0.17	0.062	1	08/21/16 19:30	08/25/16 19:01	218-01-9	
Dibenz(a,h)anthracene	**0.088 U**	mg/kg	0.17	0.088	1	08/21/16 19:30	08/25/16 19:01	53-70-3	
Fluoranthene	**0.35**	mg/kg	0.17	0.057	1	08/21/16 19:30	08/25/16 19:01	206-44-0	
Fluorene	**0.078 U**	mg/kg	0.17	0.078	1	08/21/16 19:30	08/25/16 19:01	86-73-7	
Indeno(1,2,3-cd)pyrene	**0.13 I**	mg/kg	0.17	0.088	1	08/21/16 19:30	08/25/16 19:01	193-39-5	
1-Methylnaphthalene	**0.062 U**	mg/kg	0.17	0.062	1	08/21/16 19:30	08/25/16 19:01	90-12-0	
2-Methylnaphthalene	**0.070 U**	mg/kg	0.17	0.070	1	08/21/16 19:30	08/25/16 19:01	91-57-6	
Naphthalene	**0.056 U**	mg/kg	0.17	0.056	1	08/21/16 19:30	08/25/16 19:01	91-20-3	
Phenanthrene	**0.13 I**	mg/kg	0.17	0.066	1	08/21/16 19:30	08/25/16 19:01	85-01-8	
Pyrene	**0.35**	mg/kg	0.17	0.088	1	08/21/16 19:30	08/25/16 19:01	129-00-0	
Surrogates									
Nitrobenzene-d5 (S)	62	%	16-123		1	08/21/16 19:30	08/25/16 19:01	4165-60-0	
2-Fluorobiphenyl (S)	66	%	32-129		1	08/21/16 19:30	08/25/16 19:01	321-60-8	
Terphenyl-d14 (S)	66	%	38-138		1	08/21/16 19:30	08/25/16 19:01	1718-51-0	
Percent Moisture	Analytical Method: ASTM D2974-87								
Percent Moisture	**22.4**	%	0.10	0.10	1		08/24/16 11:03		

This report shall not be reproduced, except in full,
without the written consent of Pace Analytical Services, Inc..

Pace Analytical Services, Inc.
8 East Tower Circle
Ormond Beach, FL 32174
(386)672-5668

ANALYTICAL RESULTS

Project: Fort Lauderdale Fire Station
Pace Project No.: 35260819

Sample: SB-102 (0.5) **Lab ID: 35260819003** Collected: 08/17/16 11:47 Received: 08/18/16 16:15 Matrix: Solid

Results reported on a "dry weight" basis and are adjusted for percent moisture, sample size and any dilutions.

Parameters	Results	Units	PQL	MDL	DF	Prepared	Analyzed	CAS No.	Qual
6010 MET ICP	Analytical Method: EPA 6010 Preparation Method: EPA 3050								
Arsenic	**0.37 U**	mg/kg	0.74	0.37	1	08/23/16 06:41	08/24/16 20:08	7440-38-2	
8270 MSSV Short List Microwave	Analytical Method: EPA 8270 Preparation Method: EPA 3546								
Acenaphthene	**0.058 U**	mg/kg	0.16	0.058	1	08/21/16 19:30	08/25/16 19:24	83-32-9	
Acenaphthylene	**0.050 U**	mg/kg	0.16	0.050	1	08/21/16 19:30	08/25/16 19:24	208-96-8	
Anthracene	**0.049 U**	mg/kg	0.16	0.049	1	08/21/16 19:30	08/25/16 19:24	120-12-7	
Benzo(a)anthracene	**0.046 U**	mg/kg	0.16	0.046	1	08/21/16 19:30	08/25/16 19:24	56-55-3	
Benzo(a)pyrene	**0.019 U**	mg/kg	0.16	0.019	1	08/21/16 19:30	08/25/16 19:24	50-32-8	
Benzo(b)fluoranthene	**0.12 U**	mg/kg	0.16	0.12	1	08/21/16 19:30	08/25/16 19:24	205-99-2	
Benzo(g,h,i)perylene	**0.057 U**	mg/kg	0.16	0.057	1	08/21/16 19:30	08/25/16 19:24	191-24-2	
Benzo(k)fluoranthene	**0.034 U**	mg/kg	0.16	0.034	1	08/21/16 19:30	08/25/16 19:24	207-08-9	
Chrysene	**0.057 U**	mg/kg	0.16	0.057	1	08/21/16 19:30	08/25/16 19:24	218-01-9	
Dibenz(a,h)anthracene	**0.080 U**	mg/kg	0.16	0.080	1	08/21/16 19:30	08/25/16 19:24	53-70-3	
Fluoranthene	**0.052 U**	mg/kg	0.16	0.052	1	08/21/16 19:30	08/25/16 19:24	206-44-0	
Fluorene	**0.072 U**	mg/kg	0.16	0.072	1	08/21/16 19:30	08/25/16 19:24	86-73-7	
Indeno(1,2,3-cd)pyrene	**0.080 U**	mg/kg	0.16	0.080	1	08/21/16 19:30	08/25/16 19:24	193-39-5	
1-Methylnaphthalene	**0.056 U**	mg/kg	0.16	0.056	1	08/21/16 19:30	08/25/16 19:24	90-12-0	
2-Methylnaphthalene	**0.065 U**	mg/kg	0.16	0.065	1	08/21/16 19:30	08/25/16 19:24	91-57-6	
Naphthalene	**0.052 U**	mg/kg	0.16	0.052	1	08/21/16 19:30	08/25/16 19:24	91-20-3	
Phenanthrene	**0.060 U**	mg/kg	0.16	0.060	1	08/21/16 19:30	08/25/16 19:24	85-01-8	
Pyrene	**0.080 U**	mg/kg	0.16	0.080	1	08/21/16 19:30	08/25/16 19:24	129-00-0	
Surrogates									
Nitrobenzene-d5 (S)	67	%	16-123		1	08/21/16 19:30	08/25/16 19:24	4165-60-0	
2-Fluorobiphenyl (S)	70	%	32-129		1	08/21/16 19:30	08/25/16 19:24	321-60-8	
Terphenyl-d14 (S)	74	%	38-138		1	08/21/16 19:30	08/25/16 19:24	1718-51-0	
Percent Moisture	Analytical Method: ASTM D2974-87								
Percent Moisture	**17.2**	%	0.10	0.10	1		08/24/16 11:03		

This report shall not be reproduced, except in full,
without the written consent of Pace Analytical Services, Inc..

Pace Analytical Services, Inc.
8 East Tower Circle
Ormond Beach, FL 32174
(386)672-5668

ANALYTICAL RESULTS

Project: Fort Lauderdale Fire Station
Pace Project No.: 35260819

Sample: SB-102 (2) **Lab ID: 35260819004** Collected: 08/17/16 11:48 Received: 08/18/16 16:15 Matrix: Solid

Results reported on a "dry weight" basis and are adjusted for percent moisture, sample size and any dilutions.

Parameters	Results	Units	PQL	MDL	DF	Prepared	Analyzed	CAS No.	Qual
6010 MET ICP	Analytical Method: EPA 6010 Preparation Method: EPA 3050								
Arsenic	**0.27 U**	mg/kg	0.55	0.27	1	08/23/16 06:41	08/25/16 10:51	7440-38-2	
8270 MSSV Short List Microwave	Analytical Method: EPA 8270 Preparation Method: EPA 3546								
Acenaphthene	**0.060 U**	mg/kg	0.16	0.060	1	08/21/16 19:30	08/25/16 19:47	83-32-9	
Acenaphthylene	**0.051 U**	mg/kg	0.16	0.051	1	08/21/16 19:30	08/25/16 19:47	208-96-8	
Anthracene	**0.050 U**	mg/kg	0.16	0.050	1	08/21/16 19:30	08/25/16 19:47	120-12-7	
Benzo(a)anthracene	**0.048 U**	mg/kg	0.16	0.048	1	08/21/16 19:30	08/25/16 19:47	56-55-3	
Benzo(a)pyrene	**0.019 U**	mg/kg	0.16	0.019	1	08/21/16 19:30	08/25/16 19:47	50-32-8	
Benzo(b)fluoranthene	**0.12 U**	mg/kg	0.16	0.12	1	08/21/16 19:30	08/25/16 19:47	205-99-2	
Benzo(g,h,i)perylene	**0.059 U**	mg/kg	0.16	0.059	1	08/21/16 19:30	08/25/16 19:47	191-24-2	
Benzo(k)fluoranthene	**0.035 U**	mg/kg	0.16	0.035	1	08/21/16 19:30	08/25/16 19:47	207-08-9	
Chrysene	**0.059 U**	mg/kg	0.16	0.059	1	08/21/16 19:30	08/25/16 19:47	218-01-9	
Dibenz(a,h)anthracene	**0.083 U**	mg/kg	0.16	0.083	1	08/21/16 19:30	08/25/16 19:47	53-70-3	
Fluoranthene	**0.054 U**	mg/kg	0.16	0.054	1	08/21/16 19:30	08/25/16 19:47	206-44-0	
Fluorene	**0.074 U**	mg/kg	0.16	0.074	1	08/21/16 19:30	08/25/16 19:47	86-73-7	
Indeno(1,2,3-cd)pyrene	**0.083 U**	mg/kg	0.16	0.083	1	08/21/16 19:30	08/25/16 19:47	193-39-5	
1-Methylnaphthalene	**0.058 U**	mg/kg	0.16	0.058	1	08/21/16 19:30	08/25/16 19:47	90-12-0	
2-Methylnaphthalene	**0.066 U**	mg/kg	0.16	0.066	1	08/21/16 19:30	08/25/16 19:47	91-57-6	
Naphthalene	**0.053 U**	mg/kg	0.16	0.053	1	08/21/16 19:30	08/25/16 19:47	91-20-3	
Phenanthrene	**0.062 U**	mg/kg	0.16	0.062	1	08/21/16 19:30	08/25/16 19:47	85-01-8	
Pyrene	**0.083 U**	mg/kg	0.16	0.083	1	08/21/16 19:30	08/25/16 19:47	129-00-0	
Surrogates									
Nitrobenzene-d5 (S)	64	%	16-123		1	08/21/16 19:30	08/25/16 19:47	4165-60-0	
2-Fluorobiphenyl (S)	64	%	32-129		1	08/21/16 19:30	08/25/16 19:47	321-60-8	
Terphenyl-d14 (S)	68	%	38-138		1	08/21/16 19:30	08/25/16 19:47	1718-51-0	
Percent Moisture	Analytical Method: ASTM D2974-87								
Percent Moisture	**22.0**	%	0.10	0.10	1		08/24/16 11:03		

REPORT OF LABORATORY ANALYSIS

This report shall not be reproduced, except in full,
without the written consent of Pace Analytical Services, Inc..

Pace Analytical Services, Inc.
8 East Tower Circle
Ormond Beach, FL 32174
(386)672-5668

ANALYTICAL RESULTS

Project: Fort Lauderdale Fire Station
Pace Project No.: 35260819

Sample: SB-103 (0.5) **Lab ID: 35260819005** Collected: 08/17/16 11:06 Received: 08/18/16 16:15 Matrix: Solid

Results reported on a "dry weight" basis and are adjusted for percent moisture, sample size and any dilutions.

Parameters	Results	Units	PQL	MDL	DF	Prepared	Analyzed	CAS No.	Qual
6010 MET ICP	Analytical Method: EPA 6010 Preparation Method: EPA 3050								
Arsenic	**0.34 U**	mg/kg	0.67	0.34	1	08/23/16 06:41	08/24/16 20:16	7440-38-2	
8270 MSSV Short List Microwave	Analytical Method: EPA 8270 Preparation Method: EPA 3546								
Acenaphthene	**0.060 U**	mg/kg	0.16	0.060	1	08/21/16 19:30	08/25/16 20:10	83-32-9	
Acenaphthylene	**0.051 U**	mg/kg	0.16	0.051	1	08/21/16 19:30	08/25/16 20:10	208-96-8	
Anthracene	**0.050 U**	mg/kg	0.16	0.050	1	08/21/16 19:30	08/25/16 20:10	120-12-7	
Benzo(a)anthracene	**0.054 I**	mg/kg	0.16	0.047	1	08/21/16 19:30	08/25/16 20:10	56-55-3	
Benzo(a)pyrene	**0.070 I**	mg/kg	0.16	0.019	1	08/21/16 19:30	08/25/16 20:10	50-32-8	
Benzo(b)fluoranthene	**0.12 U**	mg/kg	0.16	0.12	1	08/21/16 19:30	08/25/16 20:10	205-99-2	
Benzo(g,h,i)perylene	**0.082 I**	mg/kg	0.16	0.059	1	08/21/16 19:30	08/25/16 20:10	191-24-2	
Benzo(k)fluoranthene	**0.055 I**	mg/kg	0.16	0.035	1	08/21/16 19:30	08/25/16 20:10	207-08-9	
Chrysene	**0.065 I**	mg/kg	0.16	0.058	1	08/21/16 19:30	08/25/16 20:10	218-01-9	
Dibenz(a,h)anthracene	**0.082 U**	mg/kg	0.16	0.082	1	08/21/16 19:30	08/25/16 20:10	53-70-3	
Fluoranthene	**0.13 I**	mg/kg	0.16	0.053	1	08/21/16 19:30	08/25/16 20:10	206-44-0	
Fluorene	**0.073 U**	mg/kg	0.16	0.073	1	08/21/16 19:30	08/25/16 20:10	86-73-7	
Indeno(1,2,3-cd)pyrene	**0.082 U**	mg/kg	0.16	0.082	1	08/21/16 19:30	08/25/16 20:10	193-39-5	
1-Methylnaphthalene	**0.058 U**	mg/kg	0.16	0.058	1	08/21/16 19:30	08/25/16 20:10	90-12-0	
2-Methylnaphthalene	**0.066 U**	mg/kg	0.16	0.066	1	08/21/16 19:30	08/25/16 20:10	91-57-6	
Naphthalene	**0.053 U**	mg/kg	0.16	0.053	1	08/21/16 19:30	08/25/16 20:10	91-20-3	
Phenanthrene	**0.062 U**	mg/kg	0.16	0.062	1	08/21/16 19:30	08/25/16 20:10	85-01-8	
Pyrene	**0.18**	mg/kg	0.16	0.082	1	08/21/16 19:30	08/25/16 20:10	129-00-0	
Surrogates									
Nitrobenzene-d5 (S)	59	%	16-123		1	08/21/16 19:30	08/25/16 20:10	4165-60-0	
2-Fluorobiphenyl (S)	62	%	32-129		1	08/21/16 19:30	08/25/16 20:10	321-60-8	
Terphenyl-d14 (S)	58	%	38-138		1	08/21/16 19:30	08/25/16 20:10	1718-51-0	
Percent Moisture	Analytical Method: ASTM D2974-87								
Percent Moisture	**17.2**	%	0.10	0.10	1		08/24/16 11:03		

This report shall not be reproduced, except in full,
without the written consent of Pace Analytical Services, Inc..

Pace Analytical Services, Inc.
8 East Tower Circle
Ormond Beach, FL 32174
(386)672-5668

ANALYTICAL RESULTS

Project: Fort Lauderdale Fire Station
Pace Project No.: 35260819

Sample: SB-103 (2) **Lab ID: 35260819006** Collected: 08/17/16 11:08 Received: 08/18/16 16:15 Matrix: Solid

Results reported on a "dry weight" basis and are adjusted for percent moisture, sample size and any dilutions.

Parameters	Results	Units	PQL	MDL	DF	Prepared	Analyzed	CAS No.	Qual
6010 MET ICP	Analytical Method: EPA 6010 Preparation Method: EPA 3050								
Arsenic	**0.28 U**	mg/kg	0.55	0.28	1	08/23/16 06:41	08/24/16 20:20	7440-38-2	
8270 MSSV Short List Microwave	Analytical Method: EPA 8270 Preparation Method: EPA 3546								
Acenaphthene	**0.012 U**	mg/kg	0.034	0.012	1	08/21/16 19:30	08/25/16 20:34	83-32-9	
Acenaphthylene	**0.011 U**	mg/kg	0.034	0.011	1	08/21/16 19:30	08/25/16 20:34	208-96-8	
Anthracene	**0.010 U**	mg/kg	0.034	0.010	1	08/21/16 19:30	08/25/16 20:34	120-12-7	
Benzo(a)anthracene	**0.0099 U**	mg/kg	0.034	0.0099	1	08/21/16 19:30	08/25/16 20:34	56-55-3	
Benzo(a)pyrene	**0.0040 U**	mg/kg	0.034	0.0040	1	08/21/16 19:30	08/25/16 20:34	50-32-8	
Benzo(b)fluoranthene	**0.026 U**	mg/kg	0.034	0.026	1	08/21/16 19:30	08/25/16 20:34	205-99-2	
Benzo(g,h,i)perylene	**0.012 U**	mg/kg	0.034	0.012	1	08/21/16 19:30	08/25/16 20:34	191-24-2	
Benzo(k)fluoranthene	**0.0074 U**	mg/kg	0.034	0.0074	1	08/21/16 19:30	08/25/16 20:34	207-08-9	
Chrysene	**0.012 U**	mg/kg	0.034	0.012	1	08/21/16 19:30	08/25/16 20:34	218-01-9	
Dibenz(a,h)anthracene	**0.017 U**	mg/kg	0.034	0.017	1	08/21/16 19:30	08/25/16 20:34	53-70-3	
Fluoranthene	**0.011 U**	mg/kg	0.034	0.011	1	08/21/16 19:30	08/25/16 20:34	206-44-0	
Fluorene	**0.015 U**	mg/kg	0.034	0.015	1	08/21/16 19:30	08/25/16 20:34	86-73-7	
Indeno(1,2,3-cd)pyrene	**0.017 U**	mg/kg	0.034	0.017	1	08/21/16 19:30	08/25/16 20:34	193-39-5	
1-Methylnaphthalene	**0.012 U**	mg/kg	0.034	0.012	1	08/21/16 19:30	08/25/16 20:34	90-12-0	
2-Methylnaphthalene	**0.014 U**	mg/kg	0.034	0.014	1	08/21/16 19:30	08/25/16 20:34	91-57-6	
Naphthalene	**0.011 U**	mg/kg	0.034	0.011	1	08/21/16 19:30	08/25/16 20:34	91-20-3	
Phenanthrene	**0.013 U**	mg/kg	0.034	0.013	1	08/21/16 19:30	08/25/16 20:34	85-01-8	
Pyrene	**0.017 U**	mg/kg	0.034	0.017	1	08/21/16 19:30	08/25/16 20:34	129-00-0	
Surrogates									
Nitrobenzene-d5 (S)	49	%	16-123		1	08/21/16 19:30	08/25/16 20:34	4165-60-0	
2-Fluorobiphenyl (S)	51	%	32-129		1	08/21/16 19:30	08/25/16 20:34	321-60-8	
Terphenyl-d14 (S)	54	%	38-138		1	08/21/16 19:30	08/25/16 20:34	1718-51-0	
Percent Moisture	Analytical Method: ASTM D2974-87								
Percent Moisture	**2.7**	%	0.10	0.10	1		08/24/16 11:03		

This report shall not be reproduced, except in full,
without the written consent of Pace Analytical Services, Inc..

Pace Analytical Services, Inc.
8 East Tower Circle
Ormond Beach, FL 32174
(386)672-5668

ANALYTICAL RESULTS

Project: Fort Lauderdale Fire Station
Pace Project No.: 35260819

Sample: SB-104 (0.5) **Lab ID: 35260819007** Collected: 08/17/16 11:20 Received: 08/18/16 16:15 Matrix: Solid

Results reported on a "dry weight" basis and are adjusted for percent moisture, sample size and any dilutions.

Parameters	Results	Units	PQL	MDL	DF	Prepared	Analyzed	CAS No.	Qual
6010 MET ICP	Analytical Method: EPA 6010 Preparation Method: EPA 3050								
Arsenic	**0.24 U**	mg/kg	0.48	0.24	1	08/23/16 06:41	08/24/16 20:24	7440-38-2	
8270 MSSV Short List Microwave	Analytical Method: EPA 8270 Preparation Method: EPA 3546								
Acenaphthene	**0.013 U**	mg/kg	0.034	0.013	1	08/21/16 19:30	08/25/16 20:57	83-32-9	
Acenaphthylene	**0.011 U**	mg/kg	0.034	0.011	1	08/21/16 19:30	08/25/16 20:57	208-96-8	
Anthracene	**0.010 U**	mg/kg	0.034	0.010	1	08/21/16 19:30	08/25/16 20:57	120-12-7	
Benzo(a)anthracene	**0.0099 U**	mg/kg	0.034	0.0099	1	08/21/16 19:30	08/25/16 20:57	56-55-3	
Benzo(a)pyrene	**0.0040 U**	mg/kg	0.034	0.0040	1	08/21/16 19:30	08/25/16 20:57	50-32-8	
Benzo(b)fluoranthene	**0.026 U**	mg/kg	0.034	0.026	1	08/21/16 19:30	08/25/16 20:57	205-99-2	
Benzo(g,h,i)perylene	**0.012 U**	mg/kg	0.034	0.012	1	08/21/16 19:30	08/25/16 20:57	191-24-2	
Benzo(k)fluoranthene	**0.0074 U**	mg/kg	0.034	0.0074	1	08/21/16 19:30	08/25/16 20:57	207-08-9	
Chrysene	**0.012 U**	mg/kg	0.034	0.012	1	08/21/16 19:30	08/25/16 20:57	218-01-9	
Dibenz(a,h)anthracene	**0.017 U**	mg/kg	0.034	0.017	1	08/21/16 19:30	08/25/16 20:57	53-70-3	
Fluoranthene	**0.011 U**	mg/kg	0.034	0.011	1	08/21/16 19:30	08/25/16 20:57	206-44-0	
Fluorene	**0.015 U**	mg/kg	0.034	0.015	1	08/21/16 19:30	08/25/16 20:57	86-73-7	
Indeno(1,2,3-cd)pyrene	**0.017 U**	mg/kg	0.034	0.017	1	08/21/16 19:30	08/25/16 20:57	193-39-5	
1-Methylnaphthalene	**0.012 U**	mg/kg	0.034	0.012	1	08/21/16 19:30	08/25/16 20:57	90-12-0	
2-Methylnaphthalene	**0.014 U**	mg/kg	0.034	0.014	1	08/21/16 19:30	08/25/16 20:57	91-57-6	
Naphthalene	**0.011 U**	mg/kg	0.034	0.011	1	08/21/16 19:30	08/25/16 20:57	91-20-3	
Phenanthrene	**0.013 U**	mg/kg	0.034	0.013	1	08/21/16 19:30	08/25/16 20:57	85-01-8	
Pyrene	**0.017 U**	mg/kg	0.034	0.017	1	08/21/16 19:30	08/25/16 20:57	129-00-0	
Surrogates									
Nitrobenzene-d5 (S)	43	%	16-123		1	08/21/16 19:30	08/25/16 20:57	4165-60-0	
2-Fluorobiphenyl (S)	45	%	32-129		1	08/21/16 19:30	08/25/16 20:57	321-60-8	
Terphenyl-d14 (S)	49	%	38-138		1	08/21/16 19:30	08/25/16 20:57	1718-51-0	
Percent Moisture	Analytical Method: ASTM D2974-87								
Percent Moisture	**2.9**	%	0.10	0.10	1		08/24/16 11:03		J(D6)

This report shall not be reproduced, except in full,
without the written consent of Pace Analytical Services, Inc..

Pace Analytical Services, Inc.
8 East Tower Circle
Ormond Beach, FL 32174
(386)672-5668

ANALYTICAL RESULTS

Project: Fort Lauderdale Fire Station
Pace Project No.: 35260819

Sample: SB-104 (2) **Lab ID: 35260819008** Collected: 08/17/16 11:25 Received: 08/18/16 16:15 Matrix: Solid

Results reported on a "dry weight" basis and are adjusted for percent moisture, sample size and any dilutions.

Parameters	Results	Units	PQL	MDL	DF	Prepared	Analyzed	CAS No.	Qual
6010 MET ICP	Analytical Method: EPA 6010 Preparation Method: EPA 3050								
Arsenic	**0.31 U**	mg/kg	0.61	0.31	1	08/23/16 06:41	08/24/16 20:28	7440-38-2	
8270 MSSV Short List Microwave	Analytical Method: EPA 8270 Preparation Method: EPA 3546								
Acenaphthene	**0.012 U**	mg/kg	0.034	0.012	1	08/21/16 19:30	08/25/16 21:20	83-32-9	
Acenaphthylene	**0.011 U**	mg/kg	0.034	0.011	1	08/21/16 19:30	08/25/16 21:20	208-96-8	
Anthracene	**0.010 U**	mg/kg	0.034	0.010	1	08/21/16 19:30	08/25/16 21:20	120-12-7	
Benzo(a)anthracene	**0.0098 U**	mg/kg	0.034	0.0098	1	08/21/16 19:30	08/25/16 21:20	56-55-3	
Benzo(a)pyrene	**0.0040 U**	mg/kg	0.034	0.0040	1	08/21/16 19:30	08/25/16 21:20	50-32-8	
Benzo(b)fluoranthene	**0.025 U**	mg/kg	0.034	0.025	1	08/21/16 19:30	08/25/16 21:20	205-99-2	
Benzo(g,h,i)perylene	**0.012 U**	mg/kg	0.034	0.012	1	08/21/16 19:30	08/25/16 21:20	191-24-2	
Benzo(k)fluoranthene	**0.0073 U**	mg/kg	0.034	0.0073	1	08/21/16 19:30	08/25/16 21:20	207-08-9	
Chrysene	**0.012 U**	mg/kg	0.034	0.012	1	08/21/16 19:30	08/25/16 21:20	218-01-9	
Dibenz(a,h)anthracene	**0.017 U**	mg/kg	0.034	0.017	1	08/21/16 19:30	08/25/16 21:20	53-70-3	
Fluoranthene	**0.011 U**	mg/kg	0.034	0.011	1	08/21/16 19:30	08/25/16 21:20	206-44-0	
Fluorene	**0.015 U**	mg/kg	0.034	0.015	1	08/21/16 19:30	08/25/16 21:20	86-73-7	
Indeno(1,2,3-cd)pyrene	**0.017 U**	mg/kg	0.034	0.017	1	08/21/16 19:30	08/25/16 21:20	193-39-5	
1-Methylnaphthalene	**0.012 U**	mg/kg	0.034	0.012	1	08/21/16 19:30	08/25/16 21:20	90-12-0	
2-Methylnaphthalene	**0.014 U**	mg/kg	0.034	0.014	1	08/21/16 19:30	08/25/16 21:20	91-57-6	
Naphthalene	**0.011 U**	mg/kg	0.034	0.011	1	08/21/16 19:30	08/25/16 21:20	91-20-3	
Phenanthrene	**0.013 U**	mg/kg	0.034	0.013	1	08/21/16 19:30	08/25/16 21:20	85-01-8	
Pyrene	**0.017 U**	mg/kg	0.034	0.017	1	08/21/16 19:30	08/25/16 21:20	129-00-0	
Surrogates									
Nitrobenzene-d5 (S)	39	%	16-123		1	08/21/16 19:30	08/25/16 21:20	4165-60-0	
2-Fluorobiphenyl (S)	40	%	32-129		1	08/21/16 19:30	08/25/16 21:20	321-60-8	
Terphenyl-d14 (S)	44	%	38-138		1	08/21/16 19:30	08/25/16 21:20	1718-51-0	
Percent Moisture	Analytical Method: ASTM D2974-87								
Percent Moisture	**1.5**	%	0.10	0.10	1		08/24/16 11:03		

This report shall not be reproduced, except in full,
without the written consent of Pace Analytical Services, Inc..

Pace Analytical Services, Inc.
8 East Tower Circle
Ormond Beach, FL 32174
(386)672-5668

ANALYTICAL RESULTS

Project: Fort Lauderdale Fire Station
Pace Project No.: 35260819

Sample: SB-106 (0.5) **Lab ID: 35260819009** Collected: 08/17/16 11:30 Received: 08/18/16 16:15 Matrix: Solid

Results reported on a "dry weight" basis and are adjusted for percent moisture, sample size and any dilutions.

Parameters	Results	Units	PQL	MDL	DF	Prepared	Analyzed	CAS No.	Qual
6010 MET ICP	Analytical Method: EPA 6010 Preparation Method: EPA 3050								
Arsenic	**0.27 U**	mg/kg	0.55	0.27	1	08/23/16 16:36	08/24/16 08:47	7440-38-2	
8270 MSSV Short List Microwave	Analytical Method: EPA 8270 Preparation Method: EPA 3546								
Acenaphthene	**0.060 U**	mg/kg	0.16	0.060	1	08/21/16 19:30	08/25/16 21:43	83-32-9	
Acenaphthylene	**0.051 U**	mg/kg	0.16	0.051	1	08/21/16 19:30	08/25/16 21:43	208-96-8	
Anthracene	**0.050 U**	mg/kg	0.16	0.050	1	08/21/16 19:30	08/25/16 21:43	120-12-7	
Benzo(a)anthracene	**0.047 U**	mg/kg	0.16	0.047	1	08/21/16 19:30	08/25/16 21:43	56-55-3	
Benzo(a)pyrene	**0.019 U**	mg/kg	0.16	0.019	1	08/21/16 19:30	08/25/16 21:43	50-32-8	
Benzo(b)fluoranthene	**0.12 U**	mg/kg	0.16	0.12	1	08/21/16 19:30	08/25/16 21:43	205-99-2	
Benzo(g,h,i)perylene	**0.059 U**	mg/kg	0.16	0.059	1	08/21/16 19:30	08/25/16 21:43	191-24-2	
Benzo(k)fluoranthene	**0.035 U**	mg/kg	0.16	0.035	1	08/21/16 19:30	08/25/16 21:43	207-08-9	
Chrysene	**0.058 U**	mg/kg	0.16	0.058	1	08/21/16 19:30	08/25/16 21:43	218-01-9	
Dibenz(a,h)anthracene	**0.082 U**	mg/kg	0.16	0.082	1	08/21/16 19:30	08/25/16 21:43	53-70-3	
Fluoranthene	**0.053 U**	mg/kg	0.16	0.053	1	08/21/16 19:30	08/25/16 21:43	206-44-0	
Fluorene	**0.074 U**	mg/kg	0.16	0.074	1	08/21/16 19:30	08/25/16 21:43	86-73-7	
Indeno(1,2,3-cd)pyrene	**0.082 U**	mg/kg	0.16	0.082	1	08/21/16 19:30	08/25/16 21:43	193-39-5	
1-Methylnaphthalene	**0.058 U**	mg/kg	0.16	0.058	1	08/21/16 19:30	08/25/16 21:43	90-12-0	
2-Methylnaphthalene	**0.066 U**	mg/kg	0.16	0.066	1	08/21/16 19:30	08/25/16 21:43	91-57-6	
Naphthalene	**0.053 U**	mg/kg	0.16	0.053	1	08/21/16 19:30	08/25/16 21:43	91-20-3	
Phenanthrene	**0.062 U**	mg/kg	0.16	0.062	1	08/21/16 19:30	08/25/16 21:43	85-01-8	
Pyrene	**0.082 U**	mg/kg	0.16	0.082	1	08/21/16 19:30	08/25/16 21:43	129-00-0	
Surrogates									
Nitrobenzene-d5 (S)	66	%	16-123		1	08/21/16 19:30	08/25/16 21:43	4165-60-0	
2-Fluorobiphenyl (S)	66	%	32-129		1	08/21/16 19:30	08/25/16 21:43	321-60-8	
Terphenyl-d14 (S)	68	%	38-138		1	08/21/16 19:30	08/25/16 21:43	1718-51-0	
Percent Moisture	Analytical Method: ASTM D2974-87								
Percent Moisture	**20.8**	%	0.10	0.10	1		08/24/16 11:03		

This report shall not be reproduced, except in full,
without the written consent of Pace Analytical Services, Inc..

Pace Analytical Services, Inc.
8 East Tower Circle
Ormond Beach, FL 32174
(386)672-5668

ANALYTICAL RESULTS

Project: Fort Lauderdale Fire Station
Pace Project No.: 35260819

Sample: SB-106 (2) **Lab ID: 35260819010** Collected: 08/17/16 11:33 Received: 08/18/16 16:15 Matrix: Solid

Results reported on a "dry weight" basis and are adjusted for percent moisture, sample size and any dilutions.

Parameters	Results	Units	PQL	MDL	DF	Prepared	Analyzed	CAS No.	Qual
6010 MET ICP	Analytical Method: EPA 6010 Preparation Method: EPA 3050								
Arsenic	**0.31 U**	mg/kg	0.62	0.31	1	08/23/16 16:36	08/24/16 08:51	7440-38-2	
8270 MSSV Short List Microwave	Analytical Method: EPA 8270 Preparation Method: EPA 3546								
Acenaphthene	**0.063 U**	mg/kg	0.17	0.063	1	08/21/16 19:30	08/25/16 22:06	83-32-9	
Acenaphthylene	**0.053 U**	mg/kg	0.17	0.053	1	08/21/16 19:30	08/25/16 22:06	208-96-8	
Anthracene	**0.052 U**	mg/kg	0.17	0.052	1	08/21/16 19:30	08/25/16 22:06	120-12-7	
Benzo(a)anthracene	**0.050 U**	mg/kg	0.17	0.050	1	08/21/16 19:30	08/25/16 22:06	56-55-3	
Benzo(a)pyrene	**0.020 U**	mg/kg	0.17	0.020	1	08/21/16 19:30	08/25/16 22:06	50-32-8	
Benzo(b)fluoranthene	**0.13 U**	mg/kg	0.17	0.13	1	08/21/16 19:30	08/25/16 22:06	205-99-2	
Benzo(g,h,i)perylene	**0.062 U**	mg/kg	0.17	0.062	1	08/21/16 19:30	08/25/16 22:06	191-24-2	
Benzo(k)fluoranthene	**0.037 U**	mg/kg	0.17	0.037	1	08/21/16 19:30	08/25/16 22:06	207-08-9	
Chrysene	**0.061 U**	mg/kg	0.17	0.061	1	08/21/16 19:30	08/25/16 22:06	218-01-9	
Dibenz(a,h)anthracene	**0.086 U**	mg/kg	0.17	0.086	1	08/21/16 19:30	08/25/16 22:06	53-70-3	
Fluoranthene	**0.056 U**	mg/kg	0.17	0.056	1	08/21/16 19:30	08/25/16 22:06	206-44-0	
Fluorene	**0.077 U**	mg/kg	0.17	0.077	1	08/21/16 19:30	08/25/16 22:06	86-73-7	
Indeno(1,2,3-cd)pyrene	**0.086 U**	mg/kg	0.17	0.086	1	08/21/16 19:30	08/25/16 22:06	193-39-5	
1-Methylnaphthalene	**0.061 U**	mg/kg	0.17	0.061	1	08/21/16 19:30	08/25/16 22:06	90-12-0	
2-Methylnaphthalene	**0.069 U**	mg/kg	0.17	0.069	1	08/21/16 19:30	08/25/16 22:06	91-57-6	
Naphthalene	**0.055 U**	mg/kg	0.17	0.055	1	08/21/16 19:30	08/25/16 22:06	91-20-3	
Phenanthrene	**0.065 U**	mg/kg	0.17	0.065	1	08/21/16 19:30	08/25/16 22:06	85-01-8	
Pyrene	**0.086 U**	mg/kg	0.17	0.086	1	08/21/16 19:30	08/25/16 22:06	129-00-0	
Surrogates									
Nitrobenzene-d5 (S)	62	%	16-123		1	08/21/16 19:30	08/25/16 22:06	4165-60-0	
2-Fluorobiphenyl (S)	55	%	32-129		1	08/21/16 19:30	08/25/16 22:06	321-60-8	
Terphenyl-d14 (S)	53	%	38-138		1	08/21/16 19:30	08/25/16 22:06	1718-51-0	
Percent Moisture	Analytical Method: ASTM D2974-87								
Percent Moisture	**21.1**	%	0.10	0.10	1		08/24/16 11:03		

REPORT OF LABORATORY ANALYSIS

This report shall not be reproduced, except in full,
without the written consent of Pace Analytical Services, Inc..

Pace Analytical Services, Inc.
8 East Tower Circle
Ormond Beach, FL 32174
(386)672-5668

ANALYTICAL RESULTS

Project: Fort Lauderdale Fire Station
Pace Project No.: 35260819

Sample: SB-107 (0.5) **Lab ID: 35260819011** Collected: 08/17/16 12:35 Received: 08/18/16 16:15 Matrix: Solid

Results reported on a "dry weight" basis and are adjusted for percent moisture, sample size and any dilutions.

Parameters	Results	Units	PQL	MDL	DF	Prepared	Analyzed	CAS No.	Qual
6010 MET ICP	Analytical Method: EPA 6010 Preparation Method: EPA 3050								
Arsenic	**1.2**	mg/kg	0.56	0.28	1	08/23/16 16:36	08/24/16 08:55	7440-38-2	
8270 MSSV Short List Microwave	Analytical Method: EPA 8270 Preparation Method: EPA 3546								
Acenaphthene	**0.059 U**	mg/kg	0.16	0.059	1	08/21/16 19:30	08/25/16 22:29	83-32-9	
Acenaphthylene	**0.050 U**	mg/kg	0.16	0.050	1	08/21/16 19:30	08/25/16 22:29	208-96-8	
Anthracene	**0.049 U**	mg/kg	0.16	0.049	1	08/21/16 19:30	08/25/16 22:29	120-12-7	
Benzo(a)anthracene	**0.047 U**	mg/kg	0.16	0.047	1	08/21/16 19:30	08/25/16 22:29	56-55-3	
Benzo(a)pyrene	**0.019 U**	mg/kg	0.16	0.019	1	08/21/16 19:30	08/25/16 22:29	50-32-8	
Benzo(b)fluoranthene	**0.12 U**	mg/kg	0.16	0.12	1	08/21/16 19:30	08/25/16 22:29	205-99-2	
Benzo(g,h,i)perylene	**0.058 U**	mg/kg	0.16	0.058	1	08/21/16 19:30	08/25/16 22:29	191-24-2	
Benzo(k)fluoranthene	**0.035 U**	mg/kg	0.16	0.035	1	08/21/16 19:30	08/25/16 22:29	207-08-9	
Chrysene	**0.058 U**	mg/kg	0.16	0.058	1	08/21/16 19:30	08/25/16 22:29	218-01-9	
Dibenz(a,h)anthracene	**0.082 U**	mg/kg	0.16	0.082	1	08/21/16 19:30	08/25/16 22:29	53-70-3	
Fluoranthene	**0.053 U**	mg/kg	0.16	0.053	1	08/21/16 19:30	08/25/16 22:29	206-44-0	
Fluorene	**0.073 U**	mg/kg	0.16	0.073	1	08/21/16 19:30	08/25/16 22:29	86-73-7	
Indeno(1,2,3-cd)pyrene	**0.082 U**	mg/kg	0.16	0.082	1	08/21/16 19:30	08/25/16 22:29	193-39-5	
1-Methylnaphthalene	**0.057 U**	mg/kg	0.16	0.057	1	08/21/16 19:30	08/25/16 22:29	90-12-0	
2-Methylnaphthalene	**0.066 U**	mg/kg	0.16	0.066	1	08/21/16 19:30	08/25/16 22:29	91-57-6	
Naphthalene	**0.052 U**	mg/kg	0.16	0.052	1	08/21/16 19:30	08/25/16 22:29	91-20-3	
Phenanthrene	**0.061 U**	mg/kg	0.16	0.061	1	08/21/16 19:30	08/25/16 22:29	85-01-8	
Pyrene	**0.082 U**	mg/kg	0.16	0.082	1	08/21/16 19:30	08/25/16 22:29	129-00-0	
Surrogates									
Nitrobenzene-d5 (S)	63	%	16-123		1	08/21/16 19:30	08/25/16 22:29	4165-60-0	
2-Fluorobiphenyl (S)	66	%	32-129		1	08/21/16 19:30	08/25/16 22:29	321-60-8	
Terphenyl-d14 (S)	67	%	38-138		1	08/21/16 19:30	08/25/16 22:29	1718-51-0	
Percent Moisture	Analytical Method: ASTM D2974-87								
Percent Moisture	**15.9**	%	0.10	0.10	1		08/24/16 11:03		

REPORT OF LABORATORY ANALYSIS

This report shall not be reproduced, except in full,
without the written consent of Pace Analytical Services, Inc..

Pace Analytical Services, Inc.
8 East Tower Circle
Ormond Beach, FL 32174
(386)672-5668

ANALYTICAL RESULTS

Project: Fort Lauderdale Fire Station
Pace Project No.: 35260819

Sample: SB-107 (2) **Lab ID: 35260819012** Collected: 08/17/16 12:40 Received: 08/18/16 16:15 Matrix: Solid

Results reported on a "dry weight" basis and are adjusted for percent moisture, sample size and any dilutions.

Parameters	Results	Units	PQL	MDL	DF	Prepared	Analyzed	CAS No.	Qual
6010 MET ICP	Analytical Method: EPA 6010 Preparation Method: EPA 3050								
Arsenic	**0.29 U**	mg/kg	0.59	0.29	1	08/23/16 16:36	08/24/16 08:59	7440-38-2	
8270 MSSV Short List Microwave	Analytical Method: EPA 8270 Preparation Method: EPA 3546								
Acenaphthene	**0.025 U**	mg/kg	0.067	0.025	1	08/21/16 19:30	08/25/16 22:52	83-32-9	
Acenaphthylene	**0.021 U**	mg/kg	0.067	0.021	1	08/21/16 19:30	08/25/16 22:52	208-96-8	
Anthracene	**0.020 U**	mg/kg	0.067	0.020	1	08/21/16 19:30	08/25/16 22:52	120-12-7	
Benzo(a)anthracene	**0.019 U**	mg/kg	0.067	0.019	1	08/21/16 19:30	08/25/16 22:52	56-55-3	
Benzo(a)pyrene	**0.0079 U**	mg/kg	0.067	0.0079	1	08/21/16 19:30	08/25/16 22:52	50-32-8	
Benzo(b)fluoranthene	**0.051 U**	mg/kg	0.067	0.051	1	08/21/16 19:30	08/25/16 22:52	205-99-2	
Benzo(g,h,i)perylene	**0.024 U**	mg/kg	0.067	0.024	1	08/21/16 19:30	08/25/16 22:52	191-24-2	
Benzo(k)fluoranthene	**0.015 U**	mg/kg	0.067	0.015	1	08/21/16 19:30	08/25/16 22:52	207-08-9	
Chrysene	**0.024 U**	mg/kg	0.067	0.024	1	08/21/16 19:30	08/25/16 22:52	218-01-9	
Dibenz(a,h)anthracene	**0.034 U**	mg/kg	0.067	0.034	1	08/21/16 19:30	08/25/16 22:52	53-70-3	
Fluoranthene	**0.022 U**	mg/kg	0.067	0.022	1	08/21/16 19:30	08/25/16 22:52	206-44-0	
Fluorene	**0.030 U**	mg/kg	0.067	0.030	1	08/21/16 19:30	08/25/16 22:52	86-73-7	
Indeno(1,2,3-cd)pyrene	**0.034 U**	mg/kg	0.067	0.034	1	08/21/16 19:30	08/25/16 22:52	193-39-5	
1-Methylnaphthalene	**0.024 U**	mg/kg	0.067	0.024	1	08/21/16 19:30	08/25/16 22:52	90-12-0	
2-Methylnaphthalene	**0.027 U**	mg/kg	0.067	0.027	1	08/21/16 19:30	08/25/16 22:52	91-57-6	
Naphthalene	**0.022 U**	mg/kg	0.067	0.022	1	08/21/16 19:30	08/25/16 22:52	91-20-3	
Phenanthrene	**0.025 U**	mg/kg	0.067	0.025	1	08/21/16 19:30	08/25/16 22:52	85-01-8	
Pyrene	**0.034 U**	mg/kg	0.067	0.034	1	08/21/16 19:30	08/25/16 22:52	129-00-0	
Surrogates									
Nitrobenzene-d5 (S)	63	%	16-123		1	08/21/16 19:30	08/25/16 22:52	4165-60-0	
2-Fluorobiphenyl (S)	60	%	32-129		1	08/21/16 19:30	08/25/16 22:52	321-60-8	
Terphenyl-d14 (S)	69	%	38-138		1	08/21/16 19:30	08/25/16 22:52	1718-51-0	
Percent Moisture	Analytical Method: ASTM D2974-87								
Percent Moisture	**2.8**	%	0.10	0.10	1		08/24/16 11:03		

REPORT OF LABORATORY ANALYSIS

This report shall not be reproduced, except in full,
without the written consent of Pace Analytical Services, Inc..

Pace Analytical Services, Inc.
8 East Tower Circle
Ormond Beach, FL 32174
(386)672-5668

ANALYTICAL RESULTS

Project: Fort Lauderdale Fire Station
Pace Project No.: 35260819

Sample: SB-108 (0.5) **Lab ID: 35260819013** Collected: 08/17/16 12:25 Received: 08/18/16 16:15 Matrix: Solid

Results reported on a "dry weight" basis and are adjusted for percent moisture, sample size and any dilutions.

Parameters	Results	Units	PQL	MDL	DF	Prepared	Analyzed	CAS No.	Qual
6010 MET ICP	Analytical Method: EPA 6010 Preparation Method: EPA 3050								
Arsenic	**0.63**	mg/kg	0.51	0.26	1	08/23/16 16:36	08/24/16 09:03	7440-38-2	
8270 MSSV Short List Microwave	Analytical Method: EPA 8270 Preparation Method: EPA 3546								
Acenaphthene	**0.025 U**	mg/kg	0.069	0.025	1	08/21/16 19:30	08/25/16 23:15	83-32-9	
Acenaphthylene	**0.022 U**	mg/kg	0.069	0.022	1	08/21/16 19:30	08/25/16 23:15	208-96-8	
Anthracene	**0.021 U**	mg/kg	0.069	0.021	1	08/21/16 19:30	08/25/16 23:15	120-12-7	
Benzo(a)anthracene	**0.020 U**	mg/kg	0.069	0.020	1	08/21/16 19:30	08/25/16 23:15	56-55-3	
Benzo(a)pyrene	**0.0081 U**	mg/kg	0.069	0.0081	1	08/21/16 19:30	08/25/16 23:15	50-32-8	
Benzo(b)fluoranthene	**0.052 U**	mg/kg	0.069	0.052	1	08/21/16 19:30	08/25/16 23:15	205-99-2	
Benzo(g,h,i)perylene	**0.025 U**	mg/kg	0.069	0.025	1	08/21/16 19:30	08/25/16 23:15	191-24-2	
Benzo(k)fluoranthene	**0.015 U**	mg/kg	0.069	0.015	1	08/21/16 19:30	08/25/16 23:15	207-08-9	
Chrysene	**0.025 U**	mg/kg	0.069	0.025	1	08/21/16 19:30	08/25/16 23:15	218-01-9	
Dibenz(a,h)anthracene	**0.035 U**	mg/kg	0.069	0.035	1	08/21/16 19:30	08/25/16 23:15	53-70-3	
Fluoranthene	**0.023 U**	mg/kg	0.069	0.023	1	08/21/16 19:30	08/25/16 23:15	206-44-0	
Fluorene	**0.031 U**	mg/kg	0.069	0.031	1	08/21/16 19:30	08/25/16 23:15	86-73-7	
Indeno(1,2,3-cd)pyrene	**0.035 U**	mg/kg	0.069	0.035	1	08/21/16 19:30	08/25/16 23:15	193-39-5	
1-Methylnaphthalene	**0.024 U**	mg/kg	0.069	0.024	1	08/21/16 19:30	08/25/16 23:15	90-12-0	
2-Methylnaphthalene	**0.028 U**	mg/kg	0.069	0.028	1	08/21/16 19:30	08/25/16 23:15	91-57-6	
Naphthalene	**0.022 U**	mg/kg	0.069	0.022	1	08/21/16 19:30	08/25/16 23:15	91-20-3	
Phenanthrene	**0.026 U**	mg/kg	0.069	0.026	1	08/21/16 19:30	08/25/16 23:15	85-01-8	
Pyrene	**0.035 U**	mg/kg	0.069	0.035	1	08/21/16 19:30	08/25/16 23:15	129-00-0	
Surrogates									
Nitrobenzene-d5 (S)	55	%	16-123		1	08/21/16 19:30	08/25/16 23:15	4165-60-0	
2-Fluorobiphenyl (S)	53	%	32-129		1	08/21/16 19:30	08/25/16 23:15	321-60-8	
Terphenyl-d14 (S)	65	%	38-138		1	08/21/16 19:30	08/25/16 23:15	1718-51-0	
Percent Moisture	Analytical Method: ASTM D2974-87								
Percent Moisture	**4.4**	%	0.10	0.10	1		08/24/16 11:03		

REPORT OF LABORATORY ANALYSIS

This report shall not be reproduced, except in full,
without the written consent of Pace Analytical Services, Inc..

Pace Analytical Services, Inc.
8 East Tower Circle
Ormond Beach, FL 32174
(386)672-5668

ANALYTICAL RESULTS

Project: Fort Lauderdale Fire Station
Pace Project No.: 35260819

Sample: SB-108 (2) **Lab ID: 35260819014** Collected: 08/17/16 12:30 Received: 08/18/16 16:15 Matrix: Solid

Results reported on a "dry weight" basis and are adjusted for percent moisture, sample size and any dilutions.

Parameters	Results	Units	PQL	MDL	DF	Prepared	Analyzed	CAS No.	Qual
6010 MET ICP	Analytical Method: EPA 6010 Preparation Method: EPA 3050								
Arsenic	**0.23 U**	mg/kg	0.46	0.23	1	08/23/16 16:36	08/24/16 09:08	7440-38-2	
8270 MSSV Short List Microwave	Analytical Method: EPA 8270 Preparation Method: EPA 3546								
Acenaphthene	**0.025 U**	mg/kg	0.068	0.025	1	08/21/16 19:30	08/25/16 23:38	83-32-9	
Acenaphthylene	**0.021 U**	mg/kg	0.068	0.021	1	08/21/16 19:30	08/25/16 23:38	208-96-8	
Anthracene	**0.021 U**	mg/kg	0.068	0.021	1	08/21/16 19:30	08/25/16 23:38	120-12-7	
Benzo(a)anthracene	**0.020 U**	mg/kg	0.068	0.020	1	08/21/16 19:30	08/25/16 23:38	56-55-3	
Benzo(a)pyrene	**0.0080 U**	mg/kg	0.068	0.0080	1	08/21/16 19:30	08/25/16 23:38	50-32-8	
Benzo(b)fluoranthene	**0.052 U**	mg/kg	0.068	0.052	1	08/21/16 19:30	08/25/16 23:38	205-99-2	
Benzo(g,h,i)perylene	**0.025 U**	mg/kg	0.068	0.025	1	08/21/16 19:30	08/25/16 23:38	191-24-2	
Benzo(k)fluoranthene	**0.015 U**	mg/kg	0.068	0.015	1	08/21/16 19:30	08/25/16 23:38	207-08-9	
Chrysene	**0.024 U**	mg/kg	0.068	0.024	1	08/21/16 19:30	08/25/16 23:38	218-01-9	
Dibenz(a,h)anthracene	**0.035 U**	mg/kg	0.068	0.035	1	08/21/16 19:30	08/25/16 23:38	53-70-3	
Fluoranthene	**0.022 U**	mg/kg	0.068	0.022	1	08/21/16 19:30	08/25/16 23:38	206-44-0	
Fluorene	**0.031 U**	mg/kg	0.068	0.031	1	08/21/16 19:30	08/25/16 23:38	86-73-7	
Indeno(1,2,3-cd)pyrene	**0.035 U**	mg/kg	0.068	0.035	1	08/21/16 19:30	08/25/16 23:38	193-39-5	
1-Methylnaphthalene	**0.024 U**	mg/kg	0.068	0.024	1	08/21/16 19:30	08/25/16 23:38	90-12-0	
2-Methylnaphthalene	**0.028 U**	mg/kg	0.068	0.028	1	08/21/16 19:30	08/25/16 23:38	91-57-6	
Naphthalene	**0.022 U**	mg/kg	0.068	0.022	1	08/21/16 19:30	08/25/16 23:38	91-20-3	
Phenanthrene	**0.026 U**	mg/kg	0.068	0.026	1	08/21/16 19:30	08/25/16 23:38	85-01-8	
Pyrene	**0.035 U**	mg/kg	0.068	0.035	1	08/21/16 19:30	08/25/16 23:38	129-00-0	
Surrogates									
Nitrobenzene-d5 (S)	68	%	16-123		1	08/21/16 19:30	08/25/16 23:38	4165-60-0	
2-Fluorobiphenyl (S)	66	%	32-129		1	08/21/16 19:30	08/25/16 23:38	321-60-8	
Terphenyl-d14 (S)	73	%	38-138		1	08/21/16 19:30	08/25/16 23:38	1718-51-0	
Percent Moisture	Analytical Method: ASTM D2974-87								
Percent Moisture	**2.5**	%	0.10	0.10	1		08/24/16 11:03		

REPORT OF LABORATORY ANALYSIS

This report shall not be reproduced, except in full,
without the written consent of Pace Analytical Services, Inc..

Pace Analytical Services, Inc.
8 East Tower Circle
Ormond Beach, FL 32174
(386)672-5668

ANALYTICAL RESULTS

Project: Fort Lauderdale Fire Station
Pace Project No.: 35260819

Sample: SB-109 (0.5) **Lab ID: 35260819015** Collected: 08/17/16 12:10 Received: 08/18/16 16:15 Matrix: Solid

Results reported on a "dry weight" basis and are adjusted for percent moisture, sample size and any dilutions.

Parameters	Results	Units	PQL	MDL	DF	Prepared	Analyzed	CAS No.	Qual
6010 MET ICP	Analytical Method: EPA 6010 Preparation Method: EPA 3050								
Arsenic	**1.0**	mg/kg	0.53	0.26	1	08/23/16 16:36	08/24/16 09:12	7440-38-2	
8270 MSSV Short List Microwave	Analytical Method: EPA 8270 Preparation Method: EPA 3546								
Acenaphthene	**0.026 U**	mg/kg	0.072	0.026	1	08/21/16 19:30	08/26/16 00:01	83-32-9	
Acenaphthylene	**0.022 U**	mg/kg	0.072	0.022	1	08/21/16 19:30	08/26/16 00:01	208-96-8	
Anthracene	**0.022 U**	mg/kg	0.072	0.022	1	08/21/16 19:30	08/26/16 00:01	120-12-7	
Benzo(a)anthracene	**0.021 U**	mg/kg	0.072	0.021	1	08/21/16 19:30	08/26/16 00:01	56-55-3	
Benzo(a)pyrene	**0.0084 U**	mg/kg	0.072	0.0084	1	08/21/16 19:30	08/26/16 00:01	50-32-8	
Benzo(b)fluoranthene	**0.054 U**	mg/kg	0.072	0.054	1	08/21/16 19:30	08/26/16 00:01	205-99-2	
Benzo(g,h,i)perylene	**0.026 U**	mg/kg	0.072	0.026	1	08/21/16 19:30	08/26/16 00:01	191-24-2	
Benzo(k)fluoranthene	**0.016 U**	mg/kg	0.072	0.016	1	08/21/16 19:30	08/26/16 00:01	207-08-9	
Chrysene	**0.026 U**	mg/kg	0.072	0.026	1	08/21/16 19:30	08/26/16 00:01	218-01-9	
Dibenz(a,h)anthracene	**0.036 U**	mg/kg	0.072	0.036	1	08/21/16 19:30	08/26/16 00:01	53-70-3	
Fluoranthene	**0.024 U**	mg/kg	0.072	0.024	1	08/21/16 19:30	08/26/16 00:01	206-44-0	
Fluorene	**0.032 U**	mg/kg	0.072	0.032	1	08/21/16 19:30	08/26/16 00:01	86-73-7	
Indeno(1,2,3-cd)pyrene	**0.036 U**	mg/kg	0.072	0.036	1	08/21/16 19:30	08/26/16 00:01	193-39-5	
1-Methylnaphthalene	**0.026 U**	mg/kg	0.072	0.026	1	08/21/16 19:30	08/26/16 00:01	90-12-0	
2-Methylnaphthalene	**0.029 U**	mg/kg	0.072	0.029	1	08/21/16 19:30	08/26/16 00:01	91-57-6	
Naphthalene	**0.023 U**	mg/kg	0.072	0.023	1	08/21/16 19:30	08/26/16 00:01	91-20-3	
Phenanthrene	**0.027 U**	mg/kg	0.072	0.027	1	08/21/16 19:30	08/26/16 00:01	85-01-8	
Pyrene	**0.036 U**	mg/kg	0.072	0.036	1	08/21/16 19:30	08/26/16 00:01	129-00-0	
Surrogates									
Nitrobenzene-d5 (S)	59	%	16-123		1	08/21/16 19:30	08/26/16 00:01	4165-60-0	
2-Fluorobiphenyl (S)	58	%	32-129		1	08/21/16 19:30	08/26/16 00:01	321-60-8	
Terphenyl-d14 (S)	64	%	38-138		1	08/21/16 19:30	08/26/16 00:01	1718-51-0	
Percent Moisture	Analytical Method: ASTM D2974-87								
Percent Moisture	**8.4**	%	0.10	0.10	1		08/24/16 11:03		

REPORT OF LABORATORY ANALYSIS

This report shall not be reproduced, except in full,
without the written consent of Pace Analytical Services, Inc..

Pace Analytical Services, Inc.
8 East Tower Circle
Ormond Beach, FL 32174
(386)672-5668

ANALYTICAL RESULTS

Project: Fort Lauderdale Fire Station
Pace Project No.: 35260819

Sample: SB-109 (2) **Lab ID: 35260819016** Collected: 08/17/16 12:15 Received: 08/18/16 16:15 Matrix: Solid

Results reported on a "dry weight" basis and are adjusted for percent moisture, sample size and any dilutions.

Parameters	Results	Units	PQL	MDL	DF	Prepared	Analyzed	CAS No.	Qual
6010 MET ICP	Analytical Method: EPA 6010 Preparation Method: EPA 3050								
Arsenic	**0.28 U**	mg/kg	0.57	0.28	1	08/23/16 16:36	08/24/16 09:16	7440-38-2	
8270 MSSV Short List Microwave	Analytical Method: EPA 8270 Preparation Method: EPA 3546								
Acenaphthene	**0.012 U**	mg/kg	0.034	0.012	1	08/21/16 19:30	08/26/16 00:24	83-32-9	
Acenaphthylene	**0.010 U**	mg/kg	0.034	0.010	1	08/21/16 19:30	08/26/16 00:24	208-96-8	
Anthracene	**0.010 U**	mg/kg	0.034	0.010	1	08/21/16 19:30	08/26/16 00:24	120-12-7	
Benzo(a)anthracene	**0.0097 U**	mg/kg	0.034	0.0097	1	08/21/16 19:30	08/26/16 00:24	56-55-3	
Benzo(a)pyrene	**0.0039 U**	mg/kg	0.034	0.0039	1	08/21/16 19:30	08/26/16 00:24	50-32-8	
Benzo(b)fluoranthene	**0.025 U**	mg/kg	0.034	0.025	1	08/21/16 19:30	08/26/16 00:24	205-99-2	
Benzo(g,h,i)perylene	**0.012 U**	mg/kg	0.034	0.012	1	08/21/16 19:30	08/26/16 00:24	191-24-2	
Benzo(k)fluoranthene	**0.0073 U**	mg/kg	0.034	0.0073	1	08/21/16 19:30	08/26/16 00:24	207-08-9	
Chrysene	**0.012 U**	mg/kg	0.034	0.012	1	08/21/16 19:30	08/26/16 00:24	218-01-9	
Dibenz(a,h)anthracene	**0.017 U**	mg/kg	0.034	0.017	1	08/21/16 19:30	08/26/16 00:24	53-70-3	
Fluoranthene	**0.011 U**	mg/kg	0.034	0.011	1	08/21/16 19:30	08/26/16 00:24	206-44-0	
Fluorene	**0.015 U**	mg/kg	0.034	0.015	1	08/21/16 19:30	08/26/16 00:24	86-73-7	
Indeno(1,2,3-cd)pyrene	**0.017 U**	mg/kg	0.034	0.017	1	08/21/16 19:30	08/26/16 00:24	193-39-5	
1-Methylnaphthalene	**0.012 U**	mg/kg	0.034	0.012	1	08/21/16 19:30	08/26/16 00:24	90-12-0	
2-Methylnaphthalene	**0.014 U**	mg/kg	0.034	0.014	1	08/21/16 19:30	08/26/16 00:24	91-57-6	
Naphthalene	**0.011 U**	mg/kg	0.034	0.011	1	08/21/16 19:30	08/26/16 00:24	91-20-3	
Phenanthrene	**0.013 U**	mg/kg	0.034	0.013	1	08/21/16 19:30	08/26/16 00:24	85-01-8	
Pyrene	**0.017 U**	mg/kg	0.034	0.017	1	08/21/16 19:30	08/26/16 00:24	129-00-0	
Surrogates									
Nitrobenzene-d5 (S)	41	%	16-123		1	08/21/16 19:30	08/26/16 00:24	4165-60-0	
2-Fluorobiphenyl (S)	47	%	32-129		1	08/21/16 19:30	08/26/16 00:24	321-60-8	
Terphenyl-d14 (S)	53	%	38-138		1	08/21/16 19:30	08/26/16 00:24	1718-51-0	
Percent Moisture	Analytical Method: ASTM D2974-87								
Percent Moisture	**1.8**	%	0.10	0.10	1		08/24/16 11:04		J(D6)

REPORT OF LABORATORY ANALYSIS

This report shall not be reproduced, except in full,
without the written consent of Pace Analytical Services, Inc..

Pace Analytical Services, Inc.
8 East Tower Circle
Ormond Beach, FL 32174
(386)672-5668

ANALYTICAL RESULTS

Project: Fort Lauderdale Fire Station
Pace Project No.: 35260819

Sample: SB-110 (0.5) **Lab ID: 35260819017** Collected: 08/17/16 12:45 Received: 08/18/16 16:15 Matrix: Solid

Results reported on a "dry weight" basis and are adjusted for percent moisture, sample size and any dilutions.

Parameters	Results	Units	PQL	MDL	DF	Prepared	Analyzed	CAS No.	Qual
6010 MET ICP	Analytical Method: EPA 6010 Preparation Method: EPA 3050								
Arsenic	**1.4**	mg/kg	0.71	0.36	1	08/23/16 16:36	08/24/16 09:20	7440-38-2	
8270 MSSV Short List Microwave	Analytical Method: EPA 8270 Preparation Method: EPA 3546								
Acenaphthene	**0.066 U**	mg/kg	0.18	0.066	1	08/21/16 19:30	08/26/16 00:47	83-32-9	
Acenaphthylene	**0.056 U**	mg/kg	0.18	0.056	1	08/21/16 19:30	08/26/16 00:47	208-96-8	
Anthracene	**0.055 U**	mg/kg	0.18	0.055	1	08/21/16 19:30	08/26/16 00:47	120-12-7	
Benzo(a)anthracene	**0.052 U**	mg/kg	0.18	0.052	1	08/21/16 19:30	08/26/16 00:47	56-55-3	
Benzo(a)pyrene	**0.021 U**	mg/kg	0.18	0.021	1	08/21/16 19:30	08/26/16 00:47	50-32-8	
Benzo(b)fluoranthene	**0.14 U**	mg/kg	0.18	0.14	1	08/21/16 19:30	08/26/16 00:47	205-99-2	
Benzo(g,h,i)perylene	**0.065 U**	mg/kg	0.18	0.065	1	08/21/16 19:30	08/26/16 00:47	191-24-2	
Benzo(k)fluoranthene	**0.039 U**	mg/kg	0.18	0.039	1	08/21/16 19:30	08/26/16 00:47	207-08-9	
Chrysene	**0.064 U**	mg/kg	0.18	0.064	1	08/21/16 19:30	08/26/16 00:47	218-01-9	
Dibenz(a,h)anthracene	**0.091 U**	mg/kg	0.18	0.091	1	08/21/16 19:30	08/26/16 00:47	53-70-3	
Fluoranthene	**0.059 U**	mg/kg	0.18	0.059	1	08/21/16 19:30	08/26/16 00:47	206-44-0	
Fluorene	**0.081 U**	mg/kg	0.18	0.081	1	08/21/16 19:30	08/26/16 00:47	86-73-7	
Indeno(1,2,3-cd)pyrene	**0.091 U**	mg/kg	0.18	0.091	1	08/21/16 19:30	08/26/16 00:47	193-39-5	
1-Methylnaphthalene	**0.064 U**	mg/kg	0.18	0.064	1	08/21/16 19:30	08/26/16 00:47	90-12-0	
2-Methylnaphthalene	**0.073 U**	mg/kg	0.18	0.073	1	08/21/16 19:30	08/26/16 00:47	91-57-6	
Naphthalene	**0.058 U**	mg/kg	0.18	0.058	1	08/21/16 19:30	08/26/16 00:47	91-20-3	
Phenanthrene	**0.068 U**	mg/kg	0.18	0.068	1	08/21/16 19:30	08/26/16 00:47	85-01-8	
Pyrene	**0.091 U**	mg/kg	0.18	0.091	1	08/21/16 19:30	08/26/16 00:47	129-00-0	
Surrogates									
Nitrobenzene-d5 (S)	57	%	16-123		1	08/21/16 19:30	08/26/16 00:47	4165-60-0	
2-Fluorobiphenyl (S)	60	%	32-129		1	08/21/16 19:30	08/26/16 00:47	321-60-8	
Terphenyl-d14 (S)	65	%	38-138		1	08/21/16 19:30	08/26/16 00:47	1718-51-0	
Percent Moisture	Analytical Method: ASTM D2974-87								
Percent Moisture	**28.4**	%	0.10	0.10	1		08/24/16 11:04		

REPORT OF LABORATORY ANALYSIS

This report shall not be reproduced, except in full,
without the written consent of Pace Analytical Services, Inc..

Pace Analytical Services, Inc.
8 East Tower Circle
Ormond Beach, FL 32174
(386)672-5668

ANALYTICAL RESULTS

Project: Fort Lauderdale Fire Station
Pace Project No.: 35260819

Sample: SB-110 (2) **Lab ID: 35260819018** Collected: 08/17/16 12:50 Received: 08/18/16 16:15 Matrix: Solid

Results reported on a "dry weight" basis and are adjusted for percent moisture, sample size and any dilutions.

Parameters	Results	Units	PQL	MDL	DF	Prepared	Analyzed	CAS No.	Qual
6010 MET ICP	Analytical Method: EPA 6010 Preparation Method: EPA 3050								
Arsenic	**0.38 U**	mg/kg	0.77	0.38	1	08/23/16 16:36	08/24/16 09:24	7440-38-2	
8270 MSSV Short List Microwave	Analytical Method: EPA 8270 Preparation Method: EPA 3546								
Acenaphthene	**0.060 U**	mg/kg	0.16	0.060	1	08/21/16 19:30	08/26/16 01:10	83-32-9	
Acenaphthylene	**0.051 U**	mg/kg	0.16	0.051	1	08/21/16 19:30	08/26/16 01:10	208-96-8	
Anthracene	**0.050 U**	mg/kg	0.16	0.050	1	08/21/16 19:30	08/26/16 01:10	120-12-7	
Benzo(a)anthracene	**0.047 U**	mg/kg	0.16	0.047	1	08/21/16 19:30	08/26/16 01:10	56-55-3	
Benzo(a)pyrene	**0.019 U**	mg/kg	0.16	0.019	1	08/21/16 19:30	08/26/16 01:10	50-32-8	
Benzo(b)fluoranthene	**0.12 U**	mg/kg	0.16	0.12	1	08/21/16 19:30	08/26/16 01:10	205-99-2	
Benzo(g,h,i)perylene	**0.059 U**	mg/kg	0.16	0.059	1	08/21/16 19:30	08/26/16 01:10	191-24-2	
Benzo(k)fluoranthene	**0.035 U**	mg/kg	0.16	0.035	1	08/21/16 19:30	08/26/16 01:10	207-08-9	
Chrysene	**0.059 U**	mg/kg	0.16	0.059	1	08/21/16 19:30	08/26/16 01:10	218-01-9	
Dibenz(a,h)anthracene	**0.083 U**	mg/kg	0.16	0.083	1	08/21/16 19:30	08/26/16 01:10	53-70-3	
Fluoranthene	**0.054 U**	mg/kg	0.16	0.054	1	08/21/16 19:30	08/26/16 01:10	206-44-0	
Fluorene	**0.074 U**	mg/kg	0.16	0.074	1	08/21/16 19:30	08/26/16 01:10	86-73-7	
Indeno(1,2,3-cd)pyrene	**0.083 U**	mg/kg	0.16	0.083	1	08/21/16 19:30	08/26/16 01:10	193-39-5	
1-Methylnaphthalene	**0.058 U**	mg/kg	0.16	0.058	1	08/21/16 19:30	08/26/16 01:10	90-12-0	
2-Methylnaphthalene	**0.066 U**	mg/kg	0.16	0.066	1	08/21/16 19:30	08/26/16 01:10	91-57-6	
Naphthalene	**0.053 U**	mg/kg	0.16	0.053	1	08/21/16 19:30	08/26/16 01:10	91-20-3	
Phenanthrene	**0.062 U**	mg/kg	0.16	0.062	1	08/21/16 19:30	08/26/16 01:10	85-01-8	
Pyrene	**0.083 U**	mg/kg	0.16	0.083	1	08/21/16 19:30	08/26/16 01:10	129-00-0	
Surrogates									
Nitrobenzene-d5 (S)	55	%	16-123		1	08/21/16 19:30	08/26/16 01:10	4165-60-0	
2-Fluorobiphenyl (S)	55	%	32-129		1	08/21/16 19:30	08/26/16 01:10	321-60-8	
Terphenyl-d14 (S)	65	%	38-138		1	08/21/16 19:30	08/26/16 01:10	1718-51-0	
Percent Moisture	Analytical Method: ASTM D2974-87								
Percent Moisture	**22.0**	%	0.10	0.10	1		08/24/16 11:04		

This report shall not be reproduced, except in full,
without the written consent of Pace Analytical Services, Inc..

Pace Analytical Services, Inc.
8 East Tower Circle
Ormond Beach, FL 32174
(386)672-5668

ANALYTICAL RESULTS

Project: Fort Lauderdale Fire Station
Pace Project No.: 35260819

Sample: SB-105 (0.5) **Lab ID: 35260819019** Collected: 08/17/16 11:35 Received: 08/18/16 16:15 Matrix: Solid

Results reported on a "dry weight" basis and are adjusted for percent moisture, sample size and any dilutions.

Parameters	Results	Units	PQL	MDL	DF	Prepared	Analyzed	CAS No.	Qual
6010 MET ICP	Analytical Method: EPA 6010 Preparation Method: EPA 3050								
Arsenic	**0.34 U**	mg/kg	0.69	0.34	1	08/23/16 16:36	08/24/16 09:36	7440-38-2	
8270 MSSV Short List Microwave	Analytical Method: EPA 8270 Preparation Method: EPA 3546								
Acenaphthene	**0.063 U**	mg/kg	0.17	0.063	1	08/21/16 19:30	08/26/16 01:33	83-32-9	
Acenaphthylene	**0.054 U**	mg/kg	0.17	0.054	1	08/21/16 19:30	08/26/16 01:33	208-96-8	
Anthracene	**0.053 U**	mg/kg	0.17	0.053	1	08/21/16 19:30	08/26/16 01:33	120-12-7	
Benzo(a)anthracene	**0.050 U**	mg/kg	0.17	0.050	1	08/21/16 19:30	08/26/16 01:33	56-55-3	
Benzo(a)pyrene	**0.020 U**	mg/kg	0.17	0.020	1	08/21/16 19:30	08/26/16 01:33	50-32-8	
Benzo(b)fluoranthene	**0.13 U**	mg/kg	0.17	0.13	1	08/21/16 19:30	08/26/16 01:33	205-99-2	
Benzo(g,h,i)perylene	**0.062 U**	mg/kg	0.17	0.062	1	08/21/16 19:30	08/26/16 01:33	191-24-2	
Benzo(k)fluoranthene	**0.037 U**	mg/kg	0.17	0.037	1	08/21/16 19:30	08/26/16 01:33	207-08-9	
Chrysene	**0.061 U**	mg/kg	0.17	0.061	1	08/21/16 19:30	08/26/16 01:33	218-01-9	
Dibenz(a,h)anthracene	**0.087 U**	mg/kg	0.17	0.087	1	08/21/16 19:30	08/26/16 01:33	53-70-3	
Fluoranthene	**0.056 U**	mg/kg	0.17	0.056	1	08/21/16 19:30	08/26/16 01:33	206-44-0	
Fluorene	**0.078 U**	mg/kg	0.17	0.078	1	08/21/16 19:30	08/26/16 01:33	86-73-7	
Indeno(1,2,3-cd)pyrene	**0.087 U**	mg/kg	0.17	0.087	1	08/21/16 19:30	08/26/16 01:33	193-39-5	
1-Methylnaphthalene	**0.061 U**	mg/kg	0.17	0.061	1	08/21/16 19:30	08/26/16 01:33	90-12-0	
2-Methylnaphthalene	**0.070 U**	mg/kg	0.17	0.070	1	08/21/16 19:30	08/26/16 01:33	91-57-6	
Naphthalene	**0.056 U**	mg/kg	0.17	0.056	1	08/21/16 19:30	08/26/16 01:33	91-20-3	
Phenanthrene	**0.065 U**	mg/kg	0.17	0.065	1	08/21/16 19:30	08/26/16 01:33	85-01-8	
Pyrene	**0.087 U**	mg/kg	0.17	0.087	1	08/21/16 19:30	08/26/16 01:33	129-00-0	
Surrogates									
Nitrobenzene-d5 (S)	66	%	16-123		1	08/21/16 19:30	08/26/16 01:33	4165-60-0	
2-Fluorobiphenyl (S)	62	%	32-129		1	08/21/16 19:30	08/26/16 01:33	321-60-8	
Terphenyl-d14 (S)	59	%	38-138		1	08/21/16 19:30	08/26/16 01:33	1718-51-0	
Percent Moisture	Analytical Method: ASTM D2974-87								
Percent Moisture	**23.8**	%	0.10	0.10	1		08/24/16 11:04		

This report shall not be reproduced, except in full,
without the written consent of Pace Analytical Services, Inc..

Pace Analytical Services, Inc.
8 East Tower Circle
Ormond Beach, FL 32174
(386)672-5668

ANALYTICAL RESULTS

Project: Fort Lauderdale Fire Station
Pace Project No.: 35260819

Sample: SB-105 (2) **Lab ID: 35260819020** Collected: 08/17/16 11:40 Received: 08/18/16 16:15 Matrix: Solid

Results reported on a "dry weight" basis and are adjusted for percent moisture, sample size and any dilutions.

Parameters	Results	Units	PQL	MDL	DF	Prepared	Analyzed	CAS No.	Qual
6010 MET ICP	Analytical Method: EPA 6010 Preparation Method: EPA 3050								
Arsenic	**0.30 U**	mg/kg	0.59	0.30	1	08/23/16 16:36	08/24/16 09:40	7440-38-2	
8270 MSSV Short List Microwave	Analytical Method: EPA 8270 Preparation Method: EPA 3546								
Acenaphthene	**0.063 U**	mg/kg	0.17	0.063	1	08/21/16 19:30	08/26/16 01:56	83-32-9	
Acenaphthylene	**0.053 U**	mg/kg	0.17	0.053	1	08/21/16 19:30	08/26/16 01:56	208-96-8	
Anthracene	**0.052 U**	mg/kg	0.17	0.052	1	08/21/16 19:30	08/26/16 01:56	120-12-7	
Benzo(a)anthracene	**0.050 U**	mg/kg	0.17	0.050	1	08/21/16 19:30	08/26/16 01:56	56-55-3	
Benzo(a)pyrene	**0.020 U**	mg/kg	0.17	0.020	1	08/21/16 19:30	08/26/16 01:56	50-32-8	
Benzo(b)fluoranthene	**0.13 U**	mg/kg	0.17	0.13	1	08/21/16 19:30	08/26/16 01:56	205-99-2	
Benzo(g,h,i)perylene	**0.062 U**	mg/kg	0.17	0.062	1	08/21/16 19:30	08/26/16 01:56	191-24-2	
Benzo(k)fluoranthene	**0.037 U**	mg/kg	0.17	0.037	1	08/21/16 19:30	08/26/16 01:56	207-08-9	
Chrysene	**0.061 U**	mg/kg	0.17	0.061	1	08/21/16 19:30	08/26/16 01:56	218-01-9	
Dibenz(a,h)anthracene	**0.086 U**	mg/kg	0.17	0.086	1	08/21/16 19:30	08/26/16 01:56	53-70-3	
Fluoranthene	**0.056 U**	mg/kg	0.17	0.056	1	08/21/16 19:30	08/26/16 01:56	206-44-0	
Fluorene	**0.077 U**	mg/kg	0.17	0.077	1	08/21/16 19:30	08/26/16 01:56	86-73-7	
Indeno(1,2,3-cd)pyrene	**0.086 U**	mg/kg	0.17	0.086	1	08/21/16 19:30	08/26/16 01:56	193-39-5	
1-Methylnaphthalene	**0.060 U**	mg/kg	0.17	0.060	1	08/21/16 19:30	08/26/16 01:56	90-12-0	
2-Methylnaphthalene	**0.069 U**	mg/kg	0.17	0.069	1	08/21/16 19:30	08/26/16 01:56	91-57-6	
Naphthalene	**0.055 U**	mg/kg	0.17	0.055	1	08/21/16 19:30	08/26/16 01:56	91-20-3	
Phenanthrene	**0.065 U**	mg/kg	0.17	0.065	1	08/21/16 19:30	08/26/16 01:56	85-01-8	
Pyrene	**0.086 U**	mg/kg	0.17	0.086	1	08/21/16 19:30	08/26/16 01:56	129-00-0	
Surrogates									
Nitrobenzene-d5 (S)	65	%	16-123		1	08/21/16 19:30	08/26/16 01:56	4165-60-0	
2-Fluorobiphenyl (S)	62	%	32-129		1	08/21/16 19:30	08/26/16 01:56	321-60-8	
Terphenyl-d14 (S)	67	%	38-138		1	08/21/16 19:30	08/26/16 01:56	1718-51-0	
Percent Moisture	Analytical Method: ASTM D2974-87								
Percent Moisture	**24.2**	%	0.10	0.10	1		08/24/16 11:04		

REPORT OF LABORATORY ANALYSIS

This report shall not be reproduced, except in full,
without the written consent of Pace Analytical Services, Inc..

Pace Analytical Services, Inc.
8 East Tower Circle
Ormond Beach, FL 32174
(386)672-5668

Bid 12139-983

ANALYTICAL RESULTS

Project: Fort Lauderdale Fire Station
Pace Project No.: 35260819

Sample: MW-1 **Lab ID: 35260819021** Collected: 08/18/16 09:20 Received: 08/18/16 16:15 Matrix: Water

Parameters	Results	Units	PQL	MDL	DF	Prepared	Analyzed	CAS No.	Qual
6010 MET ICP	Analytical Method: EPA 6010 Preparation Method: EPA 3010								
Arsenic	**5.0 U**	ug/L	10.0	5.0	1	08/19/16 17:17	08/20/16 21:22	7440-38-2	
8270 MSSV PAHLV by SIM	Analytical Method: EPA 8270 by SIM Preparation Method: EPA 3510								
Acenaphthene	**0.025 U**	ug/L	0.50	0.025	1	08/22/16 10:00	08/23/16 05:52	83-32-9	
Acenaphthylene	**0.025 U**	ug/L	0.50	0.025	1	08/22/16 10:00	08/23/16 05:52	208-96-8	CU
Anthracene	**0.025 U**	ug/L	0.50	0.025	1	08/22/16 10:00	08/23/16 05:52	120-12-7	
Benzo(a)anthracene	**0.025 U**	ug/L	0.10	0.025	1	08/22/16 10:00	08/23/16 05:52	56-55-3	
Benzo(a)pyrene	**0.025 U**	ug/L	0.10	0.025	1	08/22/16 10:00	08/23/16 05:52	50-32-8	
Benzo(b)fluoranthene	**0.025 U**	ug/L	0.10	0.025	1	08/22/16 10:00	08/23/16 05:52	205-99-2	
Benzo(g,h,i)perylene	**0.028 U**	ug/L	0.50	0.028	1	08/22/16 10:00	08/23/16 05:52	191-24-2	
Benzo(k)fluoranthene	**0.025 U**	ug/L	0.50	0.025	1	08/22/16 10:00	08/23/16 05:52	207-08-9	
Chrysene	**0.025 U**	ug/L	0.50	0.025	1	08/22/16 10:00	08/23/16 05:52	218-01-9	
Dibenz(a,h)anthracene	**0.025 U**	ug/L	0.10	0.025	1	08/22/16 10:00	08/23/16 05:52	53-70-3	
Fluoranthene	**0.025 U**	ug/L	0.50	0.025	1	08/22/16 10:00	08/23/16 05:52	206-44-0	
Fluorene	**0.025 U**	ug/L	0.50	0.025	1	08/22/16 10:00	08/23/16 05:52	86-73-7	
Indeno(1,2,3-cd)pyrene	**0.025 U**	ug/L	0.10	0.025	1	08/22/16 10:00	08/23/16 05:52	193-39-5	
1-Methylnaphthalene	**1.0 U**	ug/L	2.0	1.0	1	08/22/16 10:00	08/23/16 05:52	90-12-0	
2-Methylnaphthalene	**1.0 U**	ug/L	2.0	1.0	1	08/22/16 10:00	08/23/16 05:52	91-57-6	
Naphthalene	**1.0 U**	ug/L	2.0	1.0	1	08/22/16 10:00	08/23/16 05:52	91-20-3	
Phenanthrene	**0.050 U**	ug/L	0.50	0.050	1	08/22/16 10:00	08/23/16 05:52	85-01-8	
Pyrene	**0.025 U**	ug/L	0.50	0.025	1	08/22/16 10:00	08/23/16 05:52	129-00-0	
Surrogates									
2-Fluorobiphenyl (S)	34	%	33-101		1	08/22/16 10:00	08/23/16 05:52	321-60-8	
Terphenyl-d14 (S)	47	%	38-115		1	08/22/16 10:00	08/23/16 05:52	1718-51-0	

REPORT OF LABORATORY ANALYSIS

This report shall not be reproduced, except in full,
without the written consent of Pace Analytical Services, Inc..

Pace Analytical Services, Inc.
8 East Tower Circle
Ormond Beach, FL 32174
(386)672-5668

ANALYTICAL RESULTS

Project: Fort Lauderdale Fire Station
Pace Project No.: 35260819

Sample: MW-4 **Lab ID: 35260819022** Collected: 08/18/16 09:55 Received: 08/18/16 16:15 Matrix: Water

Parameters	Results	Units	PQL	MDL	DF	Prepared	Analyzed	CAS No.	Qual
6010 MET ICP	Analytical Method: EPA 6010 Preparation Method: EPA 3010								
Arsenic	**5.0 U**	ug/L	10.0	5.0	1	08/19/16 17:17	08/20/16 21:26	7440-38-2	
8270 MSSV PAHLV by SIM	Analytical Method: EPA 8270 by SIM Preparation Method: EPA 3510								
Acenaphthene	**0.025 U**	ug/L	0.50	0.025	1	08/22/16 10:00	08/23/16 06:19	83-32-9	
Acenaphthylene	**0.025 U**	ug/L	0.50	0.025	1	08/22/16 10:00	08/23/16 06:19	208-96-8	CU
Anthracene	**0.025 U**	ug/L	0.50	0.025	1	08/22/16 10:00	08/23/16 06:19	120-12-7	
Benzo(a)anthracene	**0.025 U**	ug/L	0.10	0.025	1	08/22/16 10:00	08/23/16 06:19	56-55-3	
Benzo(a)pyrene	**0.025 U**	ug/L	0.10	0.025	1	08/22/16 10:00	08/23/16 06:19	50-32-8	
Benzo(b)fluoranthene	**0.025 U**	ug/L	0.10	0.025	1	08/22/16 10:00	08/23/16 06:19	205-99-2	
Benzo(g,h,i)perylene	**0.028 U**	ug/L	0.50	0.028	1	08/22/16 10:00	08/23/16 06:19	191-24-2	
Benzo(k)fluoranthene	**0.025 U**	ug/L	0.50	0.025	1	08/22/16 10:00	08/23/16 06:19	207-08-9	
Chrysene	**0.025 U**	ug/L	0.50	0.025	1	08/22/16 10:00	08/23/16 06:19	218-01-9	
Dibenz(a,h)anthracene	**0.025 U**	ug/L	0.10	0.025	1	08/22/16 10:00	08/23/16 06:19	53-70-3	
Fluoranthene	**0.025 U**	ug/L	0.50	0.025	1	08/22/16 10:00	08/23/16 06:19	206-44-0	
Fluorene	**0.025 U**	ug/L	0.50	0.025	1	08/22/16 10:00	08/23/16 06:19	86-73-7	
Indeno(1,2,3-cd)pyrene	**0.025 U**	ug/L	0.10	0.025	1	08/22/16 10:00	08/23/16 06:19	193-39-5	
1-Methylnaphthalene	**1.0 U**	ug/L	2.0	1.0	1	08/22/16 10:00	08/23/16 06:19	90-12-0	
2-Methylnaphthalene	**1.0 U**	ug/L	2.0	1.0	1	08/22/16 10:00	08/23/16 06:19	91-57-6	
Naphthalene	**1.0 U**	ug/L	2.0	1.0	1	08/22/16 10:00	08/23/16 06:19	91-20-3	
Phenanthrene	**0.050 U**	ug/L	0.50	0.050	1	08/22/16 10:00	08/23/16 06:19	85-01-8	
Pyrene	**0.025 U**	ug/L	0.50	0.025	1	08/22/16 10:00	08/23/16 06:19	129-00-0	
Surrogates									
2-Fluorobiphenyl (S)	34	%	33-101		1	08/22/16 10:00	08/23/16 06:19	321-60-8	
Terphenyl-d14 (S)	45	%	38-115		1	08/22/16 10:00	08/23/16 06:19	1718-51-0	

REPORT OF LABORATORY ANALYSIS

This report shall not be reproduced, except in full,
without the written consent of Pace Analytical Services, Inc..

Pace Analytical Services, Inc.
8 East Tower Circle
Ormond Beach, FL 32174
(386)672-5668

ANALYTICAL RESULTS

Project: Fort Lauderdale Fire Station
Pace Project No.: 35260819

Sample: GP-1R **Lab ID: 35260819023** Collected: 08/18/16 10:51 Received: 08/18/16 16:15 Matrix: Water

Parameters	Results	Units	PQL	MDL	DF	Prepared	Analyzed	CAS No.	Qual
6010 MET ICP	Analytical Method: EPA 6010 Preparation Method: EPA 3010								
Arsenic	**5.0 U**	ug/L	10.0	5.0	1	08/19/16 17:17	08/20/16 21:30	7440-38-2	
8270 MSSV PAHLV by SIM	Analytical Method: EPA 8270 by SIM Preparation Method: EPA 3510								
Acenaphthene	**0.025 U**	ug/L	0.50	0.025	1	08/22/16 10:00	08/23/16 06:46	83-32-9	
Acenaphthylene	**0.025 U**	ug/L	0.50	0.025	1	08/22/16 10:00	08/23/16 06:46	208-96-8	CU
Anthracene	**0.025 U**	ug/L	0.50	0.025	1	08/22/16 10:00	08/23/16 06:46	120-12-7	
Benzo(a)anthracene	**0.025 U**	ug/L	0.10	0.025	1	08/22/16 10:00	08/23/16 06:46	56-55-3	
Benzo(a)pyrene	**0.025 U**	ug/L	0.10	0.025	1	08/22/16 10:00	08/23/16 06:46	50-32-8	
Benzo(b)fluoranthene	**0.025 U**	ug/L	0.10	0.025	1	08/22/16 10:00	08/23/16 06:46	205-99-2	
Benzo(g,h,i)perylene	**0.028 U**	ug/L	0.50	0.028	1	08/22/16 10:00	08/23/16 06:46	191-24-2	
Benzo(k)fluoranthene	**0.025 U**	ug/L	0.50	0.025	1	08/22/16 10:00	08/23/16 06:46	207-08-9	
Chrysene	**0.025 U**	ug/L	0.50	0.025	1	08/22/16 10:00	08/23/16 06:46	218-01-9	
Dibenz(a,h)anthracene	**0.025 U**	ug/L	0.10	0.025	1	08/22/16 10:00	08/23/16 06:46	53-70-3	
Fluoranthene	**0.025 U**	ug/L	0.50	0.025	1	08/22/16 10:00	08/23/16 06:46	206-44-0	
Fluorene	**0.025 U**	ug/L	0.50	0.025	1	08/22/16 10:00	08/23/16 06:46	86-73-7	
Indeno(1,2,3-cd)pyrene	**0.025 U**	ug/L	0.10	0.025	1	08/22/16 10:00	08/23/16 06:46	193-39-5	
1-Methylnaphthalene	**1.0 U**	ug/L	2.0	1.0	1	08/22/16 10:00	08/23/16 06:46	90-12-0	
2-Methylnaphthalene	**1.0 U**	ug/L	2.0	1.0	1	08/22/16 10:00	08/23/16 06:46	91-57-6	
Naphthalene	**1.0 U**	ug/L	2.0	1.0	1	08/22/16 10:00	08/23/16 06:46	91-20-3	
Phenanthrene	**0.050 U**	ug/L	0.50	0.050	1	08/22/16 10:00	08/23/16 06:46	85-01-8	
Pyrene	**0.025 U**	ug/L	0.50	0.025	1	08/22/16 10:00	08/23/16 06:46	129-00-0	
Surrogates									
2-Fluorobiphenyl (S)	36	%	33-101		1	08/22/16 10:00	08/23/16 06:46	321-60-8	
Terphenyl-d14 (S)	50	%	38-115		1	08/22/16 10:00	08/23/16 06:46	1718-51-0	

REPORT OF LABORATORY ANALYSIS

This report shall not be reproduced, except in full,
without the written consent of Pace Analytical Services, Inc..

Pace Analytical Services, Inc.
8 East Tower Circle
Ormond Beach, FL 32174
(386)672-5668

ANALYTICAL RESULTS

Project: Fort Lauderdale Fire Station
Pace Project No.: 35260819

Sample: SB-101 (0-5) **Lab ID: 35260819028** Collected: 08/17/16 11:40 Received: 08/18/16 16:15 Matrix: Solid

Results reported on a "dry weight" basis and are adjusted for percent moisture, sample size and any dilutions.
Comments: • Client suspects asphalt is present in matrix. Only the fine, sandy matrix was taken for reanalysis, per client request.

Parameters	Results	Units	PQL	MDL	DF	Prepared	Analyzed	CAS No.	Qual
8270 MSSV Short List Microwave	Analytical Method: EPA 8270 Preparation Method: EPA 3546								
Acenaphthene	**0.85**	mg/kg	0.036	0.013	1	08/31/16 19:31	09/01/16 06:57	83-32-9	
Acenaphthylene	**1.1**	mg/kg	0.036	0.011	1	08/31/16 19:31	09/01/16 06:57	208-96-8	
Anthracene	**2.4**	mg/kg	0.036	0.011	1	08/31/16 19:31	09/01/16 06:57	120-12-7	
Benzo(a)anthracene	**6.8**	mg/kg	0.36	0.10	10	08/31/16 19:31	09/01/16 13:10	56-55-3	
Benzo(a)pyrene	**5.3**	mg/kg	0.36	0.042	10	08/31/16 19:31	09/01/16 13:10	50-32-8	
Benzo(b)fluoranthene	**8.8**	mg/kg	0.36	0.27	10	08/31/16 19:31	09/01/16 13:10	205-99-2	
Benzo(g,h,i)perylene	**3.0**	mg/kg	0.36	0.13	10	08/31/16 19:31	09/01/16 13:10	191-24-2	
Benzo(k)fluoranthene	**3.7**	mg/kg	0.36	0.078	10	08/31/16 19:31	09/01/16 13:10	207-08-9	
Chrysene	**6.1**	mg/kg	0.36	0.13	10	08/31/16 19:31	09/01/16 13:10	218-01-9	
Dibenz(a,h)anthracene	**1.5**	mg/kg	0.036	0.018	1	08/31/16 19:31	09/01/16 06:57	53-70-3	
Fluoranthene	**13.3**	mg/kg	0.36	0.12	10	08/31/16 19:31	09/01/16 13:10	206-44-0	
Fluorene	**0.55**	mg/kg	0.036	0.016	1	08/31/16 19:31	09/01/16 06:57	86-73-7	
Indeno(1,2,3-cd)pyrene	**2.6**	mg/kg	0.36	0.18	10	08/31/16 19:31	09/01/16 13:10	193-39-5	
1-Methylnaphthalene	**0.076**	mg/kg	0.036	0.013	1	08/31/16 19:31	09/01/16 06:57	90-12-0	
2-Methylnaphthalene	**0.085**	mg/kg	0.036	0.015	1	08/31/16 19:31	09/01/16 06:57	91-57-6	
Naphthalene	**0.10**	mg/kg	0.036	0.012	1	08/31/16 19:31	09/01/16 06:57	91-20-3	
Phenanthrene	**7.6**	mg/kg	0.36	0.14	10	08/31/16 19:31	09/01/16 13:10	85-01-8	
Pyrene	**9.6**	mg/kg	0.36	0.18	10	08/31/16 19:31	09/01/16 13:10	129-00-0	
Surrogates									
Nitrobenzene-d5 (S)	84	%	16-123		1	08/31/16 19:31	09/01/16 06:57	4165-60-0	
2-Fluorobiphenyl (S)	69	%	32-129		1	08/31/16 19:31	09/01/16 06:57	321-60-8	
Terphenyl-d14 (S)	76	%	38-138		1	08/31/16 19:31	09/01/16 06:57	1718-51-0	
Percent Moisture	Analytical Method: ASTM D2974-87								
Percent Moisture	**7.9**	%	0.10	0.10	1		09/01/16 08:56		J(D6)

REPORT OF LABORATORY ANALYSIS

This report shall not be reproduced, except in full,
without the written consent of Pace Analytical Services, Inc..

Pace Analytical Services, Inc.
8 East Tower Circle
Ormond Beach, FL 32174
(386)672-5668

QUALITY CONTROL DATA

Project: Fort Lauderdale Fire Station
Pace Project No.: 35260819

QC Batch: 316531 Analysis Method: EPA 6010
QC Batch Method: EPA 3050 Analysis Description: 6010 MET Solid
Associated Lab Samples: 35260819001, 35260819002, 35260819003, 35260819004, 35260819005, 35260819006, 35260819007, 35260819008

METHOD BLANK: 1681124 Matrix: Solid
Associated Lab Samples: 35260819001, 35260819002, 35260819003, 35260819004, 35260819005, 35260819006, 35260819007, 35260819008

Parameter	Units	Blank Result	Reporting Limit	MDL	Analyzed	Qualifiers
Arsenic	mg/kg	0.29 U	0.59	0.29	08/23/16 18:01	

LABORATORY CONTROL SAMPLE: 1681125

Parameter	Units	Spike Conc.	LCS Result	LCS % Rec	% Rec Limits	Qualifiers
Arsenic	mg/kg	29.5	29.3	99	80-120	

MATRIX SPIKE & MATRIX SPIKE DUPLICATE: 1681126 1681127

Parameter	Units	92309335001 Result	MS Spike Conc.	MSD Spike Conc.	MS Result	MSD Result	MS % Rec	MSD % Rec	% Rec Limits	RPD	Max RPD	Qual
Arsenic	mg/kg	ND	43.9	46.5	44.2	47.5	101	102	75-125	7	20	

Results presented on this page are in the units indicated by the "Units" column except where an alternate unit is presented to the right of the result.

This report shall not be reproduced, except in full,
without the written consent of Pace Analytical Services, Inc..

Pace Analytical Services, Inc.
8 East Tower Circle
Ormond Beach, FL 32174
(386)672-5668

QUALITY CONTROL DATA

Project: Fort Lauderdale Fire Station
Pace Project No.: 35260819

QC Batch: 316703 Analysis Method: EPA 6010
QC Batch Method: EPA 3050 Analysis Description: 6010 MET Solid
Associated Lab Samples: 35260819009, 35260819010, 35260819011, 35260819012, 35260819013, 35260819014, 35260819015, 35260819016, 35260819017, 35260819018, 35260819019, 35260819020

METHOD BLANK: 1681876 Matrix: Solid
Associated Lab Samples: 35260819009, 35260819010, 35260819011, 35260819012, 35260819013, 35260819014, 35260819015, 35260819016, 35260819017, 35260819018, 35260819019, 35260819020

Parameter	Units	Blank Result	Reporting Limit	MDL	Analyzed	Qualifiers
Arsenic	mg/kg	0.29 U	0.57	0.29	08/24/16 07:58	

LABORATORY CONTROL SAMPLE: 1681877

Parameter	Units	Spike Conc.	LCS Result	LCS % Rec	% Rec Limits	Qualifiers
Arsenic	mg/kg	23.5	22.0	94	80-120	

MATRIX SPIKE & MATRIX SPIKE DUPLICATE: 1681878 1681879

Parameter	Units	35260564001 Result	MS Spike Conc.	MSD Spike Conc.	MS Result	MSD Result	MS % Rec	MSD % Rec	% Rec Limits	RPD	Max RPD	Qual
Arsenic	mg/kg	4.7	117	123	120	125	99	99	75-125	4	20	

Results presented on this page are in the units indicated by the "Units" column except where an alternate unit is presented to the right of the result.

This report shall not be reproduced, except in full,
without the written consent of Pace Analytical Services, Inc..

Pace Analytical Services, Inc.
8 East Tower Circle
Ormond Beach, FL 32174
(386)672-5668

QUALITY CONTROL DATA

Project: Fort Lauderdale Fire Station
Pace Project No.: 35260819

QC Batch: 316119 Analysis Method: EPA 6010
QC Batch Method: EPA 3010 Analysis Description: 6010 MET
Associated Lab Samples: 35260819021, 35260819022, 35260819023

METHOD BLANK: 1678842 Matrix: Water
Associated Lab Samples: 35260819021, 35260819022, 35260819023

Parameter	Units	Blank Result	Reporting Limit	MDL	Analyzed	Qualifiers
Arsenic	ug/L	5.0 U	10.0	5.0	08/20/16 19:47	

LABORATORY CONTROL SAMPLE: 1678843

Parameter	Units	Spike Conc.	LCS Result	LCS % Rec	% Rec Limits	Qualifiers
Arsenic	ug/L	500	496	99	80-120	

MATRIX SPIKE & MATRIX SPIKE DUPLICATE: 1678844 1678845

Parameter	Units	35260373001 Result	MS Spike Conc.	MSD Spike Conc.	MS Result	MSD Result	MS % Rec	MSD % Rec	% Rec Limits	RPD	Max RPD	Qual
Arsenic	ug/L	5.0 U	500	500	511	528	102	106	75-125	3	20	

Results presented on this page are in the units indicated by the "Units" column except where an alternate unit is presented to the right of the result.

This report shall not be reproduced, except in full,
without the written consent of Pace Analytical Services, Inc..

Pace Analytical Services, Inc.
8 East Tower Circle
Ormond Beach, FL 32174
(386)672-5668

QUALITY CONTROL DATA

Project: Fort Lauderdale Fire Station
Pace Project No.: 35260819

QC Batch: 316158 Analysis Method: EPA 8270 by SIM
QC Batch Method: EPA 3510 Analysis Description: 8270 Water PAHLV by SIM MSSV
Associated Lab Samples: 35260819021, 35260819022, 35260819023

METHOD BLANK: 1679354 Matrix: Water
Associated Lab Samples: 35260819021, 35260819022, 35260819023

Parameter	Units	Blank Result	Reporting Limit	MDL	Analyzed	Qualifiers
1-Methylnaphthalene	ug/L	1.0 U	2.0	1.0	08/23/16 01:19	
2-Methylnaphthalene	ug/L	1.0 U	2.0	1.0	08/23/16 01:19	
Acenaphthene	ug/L	0.025 U	0.50	0.025	08/23/16 01:19	
Acenaphthylene	ug/L	0.025 U	0.50	0.025	08/23/16 01:19	
Anthracene	ug/L	0.025 U	0.50	0.025	08/23/16 01:19	
Benzo(a)anthracene	ug/L	0.025 U	0.10	0.025	08/23/16 01:19	
Benzo(a)pyrene	ug/L	0.025 U	0.10	0.025	08/23/16 01:19	
Benzo(b)fluoranthene	ug/L	0.025 U	0.10	0.025	08/23/16 01:19	
Benzo(g,h,i)perylene	ug/L	0.028 U	0.50	0.028	08/23/16 01:19	
Benzo(k)fluoranthene	ug/L	0.025 U	0.50	0.025	08/23/16 01:19	
Chrysene	ug/L	0.025 U	0.50	0.025	08/23/16 01:19	
Dibenz(a,h)anthracene	ug/L	0.025 U	0.10	0.025	08/23/16 01:19	
Fluoranthene	ug/L	0.025 U	0.50	0.025	08/23/16 01:19	
Fluorene	ug/L	0.025 U	0.50	0.025	08/23/16 01:19	
Indeno(1,2,3-cd)pyrene	ug/L	0.025 U	0.10	0.025	08/23/16 01:19	
Naphthalene	ug/L	1.0 U	2.0	1.0	08/23/16 01:19	
Phenanthrene	ug/L	0.050 U	0.50	0.050	08/23/16 01:19	
Pyrene	ug/L	0.025 U	0.50	0.025	08/23/16 01:19	
2-Fluorobiphenyl (S)	%	47	33-101		08/23/16 01:19	
Terphenyl-d14 (S)	%	63	38-115		08/23/16 01:19	

LABORATORY CONTROL SAMPLE: 1679355

Parameter	Units	Spike Conc.	LCS Result	LCS % Rec	% Rec Limits	Qualifiers
1-Methylnaphthalene	ug/L	5	2.6	53	33-118	
2-Methylnaphthalene	ug/L	5	2.6	52	34-104	
Acenaphthene	ug/L	5	2.8	57	38-109	
Acenaphthylene	ug/L	5	3.1	63	31-115	
Anthracene	ug/L	5	3.5	70	38-111	
Benzo(a)anthracene	ug/L	5	4.0	80	36-110	
Benzo(a)pyrene	ug/L	5	4.0	79	27-107	
Benzo(b)fluoranthene	ug/L	5	3.3	66	32-119	
Benzo(g,h,i)perylene	ug/L	5	2.7	54	10-109	
Benzo(k)fluoranthene	ug/L	5	2.2	44	28-118	
Chrysene	ug/L	5	2.9	58	33-130	
Dibenz(a,h)anthracene	ug/L	5	2.9	57	10-104	
Fluoranthene	ug/L	5	2.8	56	45-115	
Fluorene	ug/L	5	2.8	57	41-114	
Indeno(1,2,3-cd)pyrene	ug/L	5	3.3	67	10-104	
Naphthalene	ug/L	5	2.8	56	38-100	

Results presented on this page are in the units indicated by the "Units" column except where an alternate unit is presented to the right of the result.

This report shall not be reproduced, except in full,
without the written consent of Pace Analytical Services, Inc..

Pace Analytical Services, Inc.
8 East Tower Circle
Ormond Beach, FL 32174
(386)672-5668

QUALITY CONTROL DATA

Project: Fort Lauderdale Fire Station
Pace Project No.: 35260819

LABORATORY CONTROL SAMPLE: 1679355

Parameter	Units	Spike Conc.	LCS Result	LCS % Rec	% Rec Limits	Qualifiers
Phenanthrene	ug/L	5	3.1	63	41-106	
Pyrene	ug/L	5	2.7	54	45-115	
2-Fluorobiphenyl (S)	%			43	33-101	
Terphenyl-d14 (S)	%			56	38-115	

MATRIX SPIKE & MATRIX SPIKE DUPLICATE: 1680147 1680148

Parameter	Units	35260432001 Result	MS Spike Conc.	MSD Spike Conc.	MS Result	MSD Result	MS % Rec	MSD % Rec	% Rec Limits	RPD	Max RPD	Qual
1-Methylnaphthalene	ug/L	1.0 U	5	5	2.5	2.5	49	49	33-118	1	40	
2-Methylnaphthalene	ug/L	1.0 U	5	5	2.4	2.5	47	49	34-104	3	40	
Acenaphthene	ug/L	0.025 U	5	5	2.6	2.7	53	54	38-109	2	40	
Acenaphthylene	ug/L	0.025 U	5	5	2.8	2.8	56	57	31-115	1	40	
Anthracene	ug/L	0.025 U	5	5	3.3	3.3	65	67	38-111	2	40	
Benzo(a)anthracene	ug/L	0.025 U	5	5	3.7	3.8	75	75	36-110	1	40	
Benzo(a)pyrene	ug/L	0.025 U	5	5	3.8	3.8	76	76	27-107	0	40	
Benzo(b)fluoranthene	ug/L	0.025 U	5	5	3.3	3.3	66	65	32-119	0	40	
Benzo(g,h,i)perylene	ug/L	0.028 U	5	5	3.3	3.2	65	64	10-109	2	40	
Benzo(k)fluoranthene	ug/L	0.025 U	5	5	2.2	2.3	44	46	28-118	5	40	
Chrysene	ug/L	0.025 U	5	5	2.8	3.0	55	60	33-130	8	40	
Dibenz(a,h)anthracene	ug/L	0.025 U	5	5	3.3	3.4	66	67	10-104	2	40	
Fluoranthene	ug/L	0.025 U	5	5	2.6	2.7	51	53	45-115	4	40	
Fluorene	ug/L	0.025 U	5	5	2.7	2.8	55	56	41-114	2	40	
Indeno(1,2,3-cd)pyrene	ug/L	0.025 U	5	5	3.6	3.7	73	73	10-104	0	40	
Naphthalene	ug/L	1.0 U	5	5	2.6	2.7	52	53	38-100	2	40	
Phenanthrene	ug/L	0.050 U	5	5	3.0	3.1	60	63	41-106	4	40	
Pyrene	ug/L	0.025 U	5	5	2.5	2.6	51	52	45-115	2	40	
2-Fluorobiphenyl (S)	%						41	41	33-101			
Terphenyl-d14 (S)	%						56	57	38-115			

Results presented on this page are in the units indicated by the "Units" column except where an alternate unit is presented to the right of the result.

REPORT OF LABORATORY ANALYSIS

This report shall not be reproduced, except in full,
without the written consent of Pace Analytical Services, Inc..

Pace Analytical Services, Inc.
8 East Tower Circle
Ormond Beach, FL 32174
(386)672-5668

QUALITY CONTROL DATA

Project: Fort Lauderdale Fire Station
Pace Project No.: 35260819

QC Batch: 316147 Analysis Method: EPA 8270
QC Batch Method: EPA 3546 Analysis Description: 8270 Solid MSSV Microwave Short Spike
Associated Lab Samples: 35260819001, 35260819002, 35260819003, 35260819004, 35260819005, 35260819006, 35260819007, 35260819008, 35260819009, 35260819010, 35260819011, 35260819012, 35260819013, 35260819014, 35260819015, 35260819016, 35260819017, 35260819018, 35260819019, 35260819020

METHOD BLANK: 1679318 Matrix: Solid
Associated Lab Samples: 35260819001, 35260819002, 35260819003, 35260819004, 35260819005, 35260819006, 35260819007, 35260819008, 35260819009, 35260819010, 35260819011, 35260819012, 35260819013, 35260819014, 35260819015, 35260819016, 35260819017, 35260819018, 35260819019, 35260819020

Parameter	Units	Blank Result	Reporting Limit	MDL	Analyzed	Qualifiers
1-Methylnaphthalene	mg/kg	0.012 U	0.033	0.012	08/25/16 18:14	
2-Methylnaphthalene	mg/kg	0.013 U	0.033	0.013	08/25/16 18:14	
Acenaphthene	mg/kg	0.012 U	0.033	0.012	08/25/16 18:14	
Acenaphthylene	mg/kg	0.010 U	0.033	0.010	08/25/16 18:14	
Anthracene	mg/kg	0.010 U	0.033	0.010	08/25/16 18:14	
Benzo(a)anthracene	mg/kg	0.0097 U	0.033	0.0097	08/25/16 18:14	
Benzo(a)pyrene	mg/kg	0.0039 U	0.033	0.0039	08/25/16 18:14	
Benzo(b)fluoranthene	mg/kg	0.025 U	0.033	0.025	08/25/16 18:14	
Benzo(g,h,i)perylene	mg/kg	0.012 U	0.033	0.012	08/25/16 18:14	
Benzo(k)fluoranthene	mg/kg	0.0072 U	0.033	0.0072	08/25/16 18:14	
Chrysene	mg/kg	0.012 U	0.033	0.012	08/25/16 18:14	
Dibenz(a,h)anthracene	mg/kg	0.017 U	0.033	0.017	08/25/16 18:14	
Fluoranthene	mg/kg	0.011 U	0.033	0.011	08/25/16 18:14	
Fluorene	mg/kg	0.015 U	0.033	0.015	08/25/16 18:14	
Indeno(1,2,3-cd)pyrene	mg/kg	0.017 U	0.033	0.017	08/25/16 18:14	
Naphthalene	mg/kg	0.011 U	0.033	0.011	08/25/16 18:14	
Phenanthrene	mg/kg	0.013 U	0.033	0.013	08/25/16 18:14	
Pyrene	mg/kg	0.017 U	0.033	0.017	08/25/16 18:14	
2-Fluorobiphenyl (S)	%	62	32-129		08/25/16 18:14	
Nitrobenzene-d5 (S)	%	56	16-123		08/25/16 18:14	
Terphenyl-d14 (S)	%	64	38-138		08/25/16 18:14	

LABORATORY CONTROL SAMPLE: 1679319

Parameter	Units	Spike Conc.	LCS Result	LCS % Rec	% Rec Limits	Qualifiers
1-Methylnaphthalene	mg/kg	1.7	0.89	53	27-123	
2-Methylnaphthalene	mg/kg	1.7	0.89	53	16-137	
Acenaphthene	mg/kg	1.7	0.81	49	37-120	
Acenaphthylene	mg/kg	1.7	0.97	58	41-120	
Anthracene	mg/kg	1.7	0.93	56	45-120	
Benzo(a)anthracene	mg/kg	1.7	0.97	58	44-120	
Benzo(a)pyrene	mg/kg	1.7	1.0	59	44-123	
Benzo(b)fluoranthene	mg/kg	1.7	0.94	56	37-124	
Benzo(g,h,i)perylene	mg/kg	1.7	1.0	60	42-125	
Benzo(k)fluoranthene	mg/kg	1.7	1.0	60	44-126	
Chrysene	mg/kg	1.7	0.96	58	45-120	

Results presented on this page are in the units indicated by the "Units" column except where an alternate unit is presented to the right of the result.

This report shall not be reproduced, except in full,
without the written consent of Pace Analytical Services, Inc..

Pace Analytical Services, Inc.
8 East Tower Circle
Ormond Beach, FL 32174
(386)672-5668

QUALITY CONTROL DATA

Project: Fort Lauderdale Fire Station
Pace Project No.: 35260819

LABORATORY CONTROL SAMPLE: 1679319

Parameter	Units	Spike Conc.	LCS Result	LCS % Rec	% Rec Limits	Qualifiers
Dibenz(a,h)anthracene	mg/kg	1.7	1.0	60	43-124	
Fluoranthene	mg/kg	1.7	0.97	58	45-120	
Fluorene	mg/kg	1.7	0.89	53	42-120	
Indeno(1,2,3-cd)pyrene	mg/kg	1.7	1.0	60	43-123	
Naphthalene	mg/kg	1.7	0.83	50	40-120	
Phenanthrene	mg/kg	1.7	0.93	56	36-125	
Pyrene	mg/kg	1.7	1.0	61	41-123	
2-Fluorobiphenyl (S)	%			55	32-129	
Nitrobenzene-d5 (S)	%			51	16-123	
Terphenyl-d14 (S)	%			60	38-138	

MATRIX SPIKE & MATRIX SPIKE DUPLICATE: 1679930 1679931

Parameter	Units	35260819008 Result	MS Spike Conc.	MSD Spike Conc.	MS Result	MSD Result	MS % Rec	MSD % Rec	% Rec Limits	RPD	Max RPD	Qual
1-Methylnaphthalene	mg/kg	0.012 U	1.7	1.7	0.82	0.95	48	56	27-123	15	40	
2-Methylnaphthalene	mg/kg	0.014 U	1.7	1.7	0.76	0.85	45	50	16-137	11	40	
Acenaphthene	mg/kg	0.012 U	1.7	1.7	0.72	0.85	43	50	37-120	16	40	
Acenaphthylene	mg/kg	0.011 U	1.7	1.7	0.87	1.0	51	60	41-120	16	40	
Anthracene	mg/kg	0.010 U	1.7	1.7	0.80	0.94	47	56	45-120	16	40	
Benzo(a)anthracene	mg/kg	0.0098 U	1.7	1.7	0.82	0.96	48	57	44-120	16	40	
Benzo(a)pyrene	mg/kg	0.0040 U	1.7	1.7	0.92	1.0	54	60	44-123	11	40	
Benzo(b)fluoranthene	mg/kg	0.025 U	1.7	1.7	0.92	1.0	54	59	37-124	9	40	
Benzo(g,h,i)perylene	mg/kg	0.012 U	1.7	1.7	0.89	1.0	53	59	42-125	12	40	
Benzo(k)fluoranthene	mg/kg	0.0073 U	1.7	1.7	0.87	0.98	52	58	44-126	11	40	
Chrysene	mg/kg	0.012 U	1.7	1.7	0.85	0.98	50	58	45-120	15	40	
Dibenz(a,h)anthracene	mg/kg	0.017 U	1.7	1.7	0.96	1.1	56	62	43-124	10	40	
Fluoranthene	mg/kg	0.011 U	1.7	1.7	0.83	1.0	49	59	45-120	19	40	
Fluorene	mg/kg	0.015 U	1.7	1.7	0.79	0.91	47	54	42-120	14	40	
Indeno(1,2,3-cd)pyrene	mg/kg	0.017 U	1.7	1.7	0.91	1.0	54	60	43-123	11	40	
Naphthalene	mg/kg	0.011 U	1.7	1.7	0.77	0.83	46	49	40-120	7	40	
Phenanthrene	mg/kg	0.013 U	1.7	1.7	0.80	0.95	47	56	36-125	17	40	
Pyrene	mg/kg	0.017 U	1.7	1.7	0.90	1.1	53	62	41-123	15	40	
2-Fluorobiphenyl (S)	%						46	55	32-129			
Nitrobenzene-d5 (S)	%						45	52	16-123			
Terphenyl-d14 (S)	%						50	61	38-138			

Results presented on this page are in the units indicated by the "Units" column except where an alternate unit is presented to the right of the result.

REPORT OF LABORATORY ANALYSIS

This report shall not be reproduced, except in full,
without the written consent of Pace Analytical Services, Inc..

Pace Analytical Services, Inc.
8 East Tower Circle
Ormond Beach, FL 32174
(386)672-5668

QUALITY CONTROL DATA

Project: Fort Lauderdale Fire Station
Pace Project No.: 35260819

QC Batch: 318314
QC Batch Method: EPA 3546
Analysis Method: EPA 8270
Analysis Description: 8270 Solid MSSV Microwave Short Spike
Associated Lab Samples: 35260819028

METHOD BLANK: 1691112
Matrix: Solid
Associated Lab Samples: 35260819028

Parameter	Units	Blank Result	Reporting Limit	MDL	Analyzed	Qualifiers
1-Methylnaphthalene	mg/kg	0.012 U	0.034	0.012	09/01/16 06:34	
2-Methylnaphthalene	mg/kg	0.014 U	0.034	0.014	09/01/16 06:34	
Acenaphthene	mg/kg	0.012 U	0.034	0.012	09/01/16 06:34	
Acenaphthylene	mg/kg	0.010 U	0.034	0.010	09/01/16 06:34	
Anthracene	mg/kg	0.010 U	0.034	0.010	09/01/16 06:34	
Benzo(a)anthracene	mg/kg	0.0097 U	0.034	0.0097	09/01/16 06:34	
Benzo(a)pyrene	mg/kg	0.0039 U	0.034	0.0039	09/01/16 06:34	
Benzo(b)fluoranthene	mg/kg	0.025 U	0.034	0.025	09/01/16 06:34	
Benzo(g,h,i)perylene	mg/kg	0.012 U	0.034	0.012	09/01/16 06:34	
Benzo(k)fluoranthene	mg/kg	0.0073 U	0.034	0.0073	09/01/16 06:34	
Chrysene	mg/kg	0.012 U	0.034	0.012	09/01/16 06:34	
Dibenz(a,h)anthracene	mg/kg	0.017 U	0.034	0.017	09/01/16 06:34	
Fluoranthene	mg/kg	0.011 U	0.034	0.011	09/01/16 06:34	
Fluorene	mg/kg	0.015 U	0.034	0.015	09/01/16 06:34	
Indeno(1,2,3-cd)pyrene	mg/kg	0.017 U	0.034	0.017	09/01/16 06:34	
Naphthalene	mg/kg	0.011 U	0.034	0.011	09/01/16 06:34	
Phenanthrene	mg/kg	0.013 U	0.034	0.013	09/01/16 06:34	
Pyrene	mg/kg	0.017 U	0.034	0.017	09/01/16 06:34	
2-Fluorobiphenyl (S)	%	76	32-129		09/01/16 06:34	
Nitrobenzene-d5 (S)	%	91	16-123		09/01/16 06:34	
Terphenyl-d14 (S)	%	90	38-138		09/01/16 06:34	

LABORATORY CONTROL SAMPLE: 1691113

Parameter	Units	Spike Conc.	LCS Result	LCS % Rec	% Rec Limits	Qualifiers
1-Methylnaphthalene	mg/kg	1.7	1.2	73	27-123	
2-Methylnaphthalene	mg/kg	1.7	1.2	73	16-137	
Acenaphthene	mg/kg	1.7	1.3	77	37-120	
Acenaphthylene	mg/kg	1.7	1.3	78	41-120	
Anthracene	mg/kg	1.7	1.3	79	45-120	
Benzo(a)anthracene	mg/kg	1.7	1.3	78	44-120	
Benzo(a)pyrene	mg/kg	1.7	1.4	82	44-123	
Benzo(b)fluoranthene	mg/kg	1.7	1.4	84	37-124	
Benzo(g,h,i)perylene	mg/kg	1.7	1.4	84	42-125	
Benzo(k)fluoranthene	mg/kg	1.7	1.4	85	44-126	
Chrysene	mg/kg	1.7	1.3	77	45-120	
Dibenz(a,h)anthracene	mg/kg	1.7	1.5	89	43-124	
Fluoranthene	mg/kg	1.7	1.3	77	45-120	
Fluorene	mg/kg	1.7	1.3	78	42-120	
Indeno(1,2,3-cd)pyrene	mg/kg	1.7	1.5	88	43-123	

Results presented on this page are in the units indicated by the "Units" column except where an alternate unit is presented to the right of the result.

This report shall not be reproduced, except in full,
without the written consent of Pace Analytical Services, Inc..

Pace Analytical Services, Inc.
8 East Tower Circle
Ormond Beach, FL 32174
(386)672-5668

QUALITY CONTROL DATA

Project: Fort Lauderdale Fire Station
Pace Project No.: 35260819

LABORATORY CONTROL SAMPLE: 1691113

Parameter	Units	Spike Conc.	LCS Result	LCS % Rec	% Rec Limits	Qualifiers
Naphthalene	mg/kg	1.7	1.2	73	40-120	
Phenanthrene	mg/kg	1.7	1.3	80	36-125	
Pyrene	mg/kg	1.7	1.3	79	41-123	
2-Fluorobiphenyl (S)	%			69	32-129	
Nitrobenzene-d5 (S)	%			83	16-123	
Terphenyl-d14 (S)	%			78	38-138	

MATRIX SPIKE & MATRIX SPIKE DUPLICATE: 1691147 1691148

Parameter	Units	35262755004 Result	MS Spike Conc.	MSD Spike Conc.	MS Result	MSD Result	MS % Rec	MSD % Rec	% Rec Limits	RPD	Max RPD	Qual
1-Methylnaphthalene	mg/kg	0.012 U	1.7	1.8	1.1	1.1	63	64	27-123	4	40	
2-Methylnaphthalene	mg/kg	0.014 U	1.7	1.8	1.1	1.2	64	66	16-137	5	40	
Acenaphthene	mg/kg	0.013 U	1.7	1.8	1.2	1.2	67	67	37-120	2	40	
Acenaphthylene	mg/kg	0.011 U	1.7	1.8	1.2	1.2	68	67	41-120	1	40	
Anthracene	mg/kg	0.011 U	1.7	1.8	1.3	1.3	75	70	45-120	5	40	
Benzo(a)anthracene	mg/kg	0.010 U	1.7	1.8	1.2	1.2	70	64	44-120	6	40	
Benzo(a)pyrene	mg/kg	0.0041 U	1.7	1.8	1.3	1.2	76	66	44-123	13	40	
Benzo(b)fluoranthene	mg/kg	0.026 U	1.7	1.8	1.5	1.3	87	71	37-124	17	40	
Benzo(g,h,i)perylene	mg/kg	0.013 U	1.7	1.8	1.1	0.99	61	55	42-125	7	40	
Benzo(k)fluoranthene	mg/kg	0.0076 U	1.7	1.8	1.4	1.3	78	70	44-126	8	40	
Chrysene	mg/kg	0.013 U	1.7	1.8	1.2	1.1	70	63	45-120	9	40	
Dibenz(a,h)anthracene	mg/kg	0.018 U	1.7	1.8	1.2	1.1	67	60	43-124	8	40	
Fluoranthene	mg/kg	0.011 U	1.7	1.8	1.3	1.2	73	69	45-120	3	40	
Fluorene	mg/kg	0.016 U	1.7	1.8	1.2	1.2	70	67	42-120	1	40	
Indeno(1,2,3-cd)pyrene	mg/kg	0.018 U	1.7	1.8	1.1	1.0	65	56	43-123	13	40	
Naphthalene	mg/kg	0.011 U	1.7	1.8	1.1	1.1	62	64	40-120	5	40	
Phenanthrene	mg/kg	0.013 U	1.7	1.8	1.3	1.2	74	68	36-125	6	40	
Pyrene	mg/kg	0.018 U	1.7	1.8	1.3	1.2	72	69	41-123	2	40	
2-Fluorobiphenyl (S)	%						62	65	32-129			
Nitrobenzene-d5 (S)	%						65	68	16-123			
Terphenyl-d14 (S)	%						68	67	38-138			

Results presented on this page are in the units indicated by the "Units" column except where an alternate unit is presented to the right of the result.

This report shall not be reproduced, except in full,
without the written consent of Pace Analytical Services, Inc..

Pace Analytical Services, Inc.
8 East Tower Circle
Ormond Beach, FL 32174
(386)672-5668

QUALITY CONTROL DATA

Project: Fort Lauderdale Fire Station
Pace Project No.: 35260819

QC Batch: 316830 Analysis Method: ASTM D2974-87
QC Batch Method: ASTM D2974-87 Analysis Description: Dry Weight/Percent Moisture
Associated Lab Samples: 35260819001, 35260819002, 35260819003, 35260819004, 35260819005, 35260819006, 35260819007, 35260819008, 35260819009, 35260819010, 35260819011, 35260819012, 35260819013, 35260819014, 35260819015, 35260819016, 35260819017, 35260819018, 35260819019, 35260819020

SAMPLE DUPLICATE: 1682814

Parameter	Units	35260312001 Result	Dup Result	RPD	Max RPD	Qualifiers
Percent Moisture	%	89.7	92.9	3	10	

SAMPLE DUPLICATE: 1682816

Parameter	Units	35260819007 Result	Dup Result	RPD	Max RPD	Qualifiers
Percent Moisture	%	2.9	5.8	65	10	J(D6)

SAMPLE DUPLICATE: 1682817

Parameter	Units	35260819016 Result	Dup Result	RPD	Max RPD	Qualifiers
Percent Moisture	%	1.8	2.1	19	10	J(D6)

SAMPLE DUPLICATE: 1682818

Parameter	Units	35260921004 Result	Dup Result	RPD	Max RPD	Qualifiers
Percent Moisture	%	29.7	28.7	4	10	

SAMPLE DUPLICATE: 1682819

Parameter	Units	35261063001 Result	Dup Result	RPD	Max RPD	Qualifiers
Percent Moisture	%	6.3	6.3	0	10	

SAMPLE DUPLICATE: 1682820

Parameter	Units	35261131001 Result	Dup Result	RPD	Max RPD	Qualifiers
Percent Moisture	%	4.0	3.6	11	10	J(D6)

SAMPLE DUPLICATE: 1682821

Parameter	Units	35261254008 Result	Dup Result	RPD	Max RPD	Qualifiers
Percent Moisture	%	11.8	11.5	3	10	

Results presented on this page are in the units indicated by the "Units" column except where an alternate unit is presented to the right of the result.

REPORT OF LABORATORY ANALYSIS

This report shall not be reproduced, except in full,
without the written consent of Pace Analytical Services, Inc..

Pace Analytical Services, Inc.
8 East Tower Circle
Ormond Beach, FL 32174
(386)672-5668

QUALITY CONTROL DATA

Project: Fort Lauderdale Fire Station
Pace Project No.: 35260819

SAMPLE DUPLICATE: 1682822

Parameter	Units	35261426001 Result	Dup Result	RPD	Max RPD	Qualifiers
Percent Moisture	%	6.2	6.0	4	10	

SAMPLE DUPLICATE: 1682823

Parameter	Units	35261493002 Result	Dup Result	RPD	Max RPD	Qualifiers
Percent Moisture	%	4.9	4.9	0	10	

SAMPLE DUPLICATE: 1682824

Parameter	Units	35261540001 Result	Dup Result	RPD	Max RPD	Qualifiers
Percent Moisture	%	6.4	6.3	1	10	

Results presented on this page are in the units indicated by the "Units" column except where an alternate unit is presented to the right of the result.

This report shall not be reproduced, except in full,
without the written consent of Pace Analytical Services, Inc..

Pace Analytical Services, Inc.
8 East Tower Circle
Ormond Beach, FL 32174
(386)672-5668

QUALITY CONTROL DATA

Project: Fort Lauderdale Fire Station
Pace Project No.: 35260819

QC Batch: 318480
QC Batch Method: ASTM D2974-87
Associated Lab Samples: 35260819028

Analysis Method: ASTM D2974-87
Analysis Description: Dry Weight/Percent Moisture

SAMPLE DUPLICATE: 1692101

Parameter	Units	35260819028 Result	Dup Result	RPD	Max RPD	Qualifiers
Percent Moisture	%	7.9	7.0	12	10	J(D6)

SAMPLE DUPLICATE: 1692102

Parameter	Units	35262777010 Result	Dup Result	RPD	Max RPD	Qualifiers
Percent Moisture	%	99.0	99.0	0	10	

SAMPLE DUPLICATE: 1692103

Parameter	Units	35262777019 Result	Dup Result	RPD	Max RPD	Qualifiers
Percent Moisture	%	99.3	99.3	0	10	

SAMPLE DUPLICATE: 1692104

Parameter	Units	35262811002 Result	Dup Result	RPD	Max RPD	Qualifiers
Percent Moisture	%	8.2	7.9	4	10	

SAMPLE DUPLICATE: 1692105

Parameter	Units	35262824002 Result	Dup Result	RPD	Max RPD	Qualifiers
Percent Moisture	%	95.9	95.7	0	10	

SAMPLE DUPLICATE: 1692179

Parameter	Units	35262939006 Result	Dup Result	RPD	Max RPD	Qualifiers
Percent Moisture	%	10.6	9.1	15	10	J(D6)

SAMPLE DUPLICATE: 1692180

Parameter	Units	35262984004 Result	Dup Result	RPD	Max RPD	Qualifiers
Percent Moisture	%	18.2	21.4	16	10	J(D6)

Results presented on this page are in the units indicated by the "Units" column except where an alternate unit is presented to the right of the result.

This report shall not be reproduced, except in full,
without the written consent of Pace Analytical Services, Inc..

Pace Analytical Services, Inc.
8 East Tower Circle
Ormond Beach, FL 32174
(386)672-5668

QUALITY CONTROL DATA

Project: Fort Lauderdale Fire Station
Pace Project No.: 35260819

SAMPLE DUPLICATE: 1692181

Parameter	Units	35262986008 Result	Dup Result	RPD	Max RPD	Qualifiers
Percent Moisture	%	21.2	20.9	1	10	

SAMPLE DUPLICATE: 1692182

Parameter	Units	35263049005 Result	Dup Result	RPD	Max RPD	Qualifiers
Percent Moisture	%	13.4	13.4	0	10	

SAMPLE DUPLICATE: 1692183

Parameter	Units	35263053009 Result	Dup Result	RPD	Max RPD	Qualifiers
Percent Moisture	%	83.3	83.7	0	10	

Results presented on this page are in the units indicated by the "Units" column except where an alternate unit is presented to the right of the result.

This report shall not be reproduced, except in full,
without the written consent of Pace Analytical Services, Inc..

Pace Analytical Services, Inc.
8 East Tower Circle
Ormond Beach, FL 32174
(386)672-5668

QUALIFIERS

Project: Fort Lauderdale Fire Station
Pace Project No.: 35260819

DEFINITIONS

DF - Dilution Factor, if reported, represents the factor applied to the reported data due to dilution of the sample aliquot.

ND - Not Detected at or above adjusted reporting limit.

MDL - Adjusted Method Detection Limit.

PQL - Practical Quantitation Limit.

RL - Reporting Limit.

S - Surrogate

1,2-Diphenylhydrazine decomposes to and cannot be separated from Azobenzene using Method 8270. The result for each analyte is a combined concentration.

Consistent with EPA guidelines, unrounded data are displayed and have been used to calculate % recovery and RPD values.

LCS(D) - Laboratory Control Sample (Duplicate)

MS(D) - Matrix Spike (Duplicate)

DUP - Sample Duplicate

RPD - Relative Percent Difference

NC - Not Calculable.

SG - Silica Gel - Clean-Up

U - Indicates the compound was analyzed for, but not detected.

N-Nitrosodiphenylamine decomposes and cannot be separated from Diphenylamine using Method 8270. The result reported for each analyte is a combined concentration.

Pace Analytical is TNI accredited. Contact your Pace PM for the current list of accredited analytes.

TNI - The NELAC Institute.

LABORATORIES

PASI-O	Pace Analytical Services - Ormond Beach

ANALYTE QUALIFIERS

I	The reported value is between the laboratory method detection limit and the laboratory practical quantitation limit.
U	Compound was analyzed for but not detected.
CU	The continuing calibration for this compound is outside of Pace Analytical acceptance limits. Analyte presence below reporting limits in associated samples. Results unaffected by high bias.
J(D6)	Estimated Value. The relative percent difference (RPD) between the sample and sample duplicate exceeded laboratory control limits.

This report shall not be reproduced, except in full,
without the written consent of Pace Analytical Services, Inc..

Pace Analytical Services, Inc.
8 East Tower Circle
Ormond Beach, FL 32174
(386)672-5668

QUALITY CONTROL DATA CROSS REFERENCE TABLE

Project: Fort Lauderdale Fire Station
Pace Project No.: 35260819

Lab ID	Sample ID	QC Batch Method	QC Batch	Analytical Method	Analytical Batch
35260819001	**SB-101 (0-5)**	EPA 3050	316531	EPA 6010	316619
35260819002	**SB-101 (2)**	EPA 3050	316531	EPA 6010	316619
35260819003	**SB-102 (0.5)**	EPA 3050	316531	EPA 6010	316619
35260819004	**SB-102 (2)**	EPA 3050	316531	EPA 6010	316619
35260819005	**SB-103 (0.5)**	EPA 3050	316531	EPA 6010	316619
35260819006	**SB-103 (2)**	EPA 3050	316531	EPA 6010	316619
35260819007	**SB-104 (0.5)**	EPA 3050	316531	EPA 6010	316619
35260819008	**SB-104 (2)**	EPA 3050	316531	EPA 6010	316619
35260819009	**SB-106 (0.5)**	EPA 3050	316703	EPA 6010	316802
35260819010	**SB-106 (2)**	EPA 3050	316703	EPA 6010	316802
35260819011	**SB-107 (0.5)**	EPA 3050	316703	EPA 6010	316802
35260819012	**SB-107 (2)**	EPA 3050	316703	EPA 6010	316802
35260819013	**SB-108 (0.5)**	EPA 3050	316703	EPA 6010	316802
35260819014	**SB-108 (2)**	EPA 3050	316703	EPA 6010	316802
35260819015	**SB-109 (0.5)**	EPA 3050	316703	EPA 6010	316802
35260819016	**SB-109 (2)**	EPA 3050	316703	EPA 6010	316802
35260819017	**SB-110 (0.5)**	EPA 3050	316703	EPA 6010	316802
35260819018	**SB-110 (2)**	EPA 3050	316703	EPA 6010	316802
35260819019	**SB-105 (0.5)**	EPA 3050	316703	EPA 6010	316802
35260819020	**SB-105 (2)**	EPA 3050	316703	EPA 6010	316802
35260819021	**MW-1**	EPA 3010	316119	EPA 6010	316231
35260819022	**MW-4**	EPA 3010	316119	EPA 6010	316231
35260819023	**GP-1R**	EPA 3010	316119	EPA 6010	316231
35260819021	**MW-1**	EPA 3510	316158	EPA 8270 by SIM	316450
35260819022	**MW-4**	EPA 3510	316158	EPA 8270 by SIM	316450
35260819023	**GP-1R**	EPA 3510	316158	EPA 8270 by SIM	316450
35260819001	**SB-101 (0-5)**	EPA 3546	316147	EPA 8270	317198
35260819002	**SB-101 (2)**	EPA 3546	316147	EPA 8270	317198
35260819003	**SB-102 (0.5)**	EPA 3546	316147	EPA 8270	317198
35260819004	**SB-102 (2)**	EPA 3546	316147	EPA 8270	317198
35260819005	**SB-103 (0.5)**	EPA 3546	316147	EPA 8270	317198
35260819006	**SB-103 (2)**	EPA 3546	316147	EPA 8270	317198
35260819007	**SB-104 (0.5)**	EPA 3546	316147	EPA 8270	317198
35260819008	**SB-104 (2)**	EPA 3546	316147	EPA 8270	317198
35260819009	**SB-106 (0.5)**	EPA 3546	316147	EPA 8270	317198
35260819010	**SB-106 (2)**	EPA 3546	316147	EPA 8270	317198
35260819011	**SB-107 (0.5)**	EPA 3546	316147	EPA 8270	317198
35260819012	**SB-107 (2)**	EPA 3546	316147	EPA 8270	317198
35260819013	**SB-108 (0.5)**	EPA 3546	316147	EPA 8270	317198
35260819014	**SB-108 (2)**	EPA 3546	316147	EPA 8270	317198
35260819015	**SB-109 (0.5)**	EPA 3546	316147	EPA 8270	317198
35260819016	**SB-109 (2)**	EPA 3546	316147	EPA 8270	317198
35260819017	**SB-110 (0.5)**	EPA 3546	316147	EPA 8270	317198
35260819018	**SB-110 (2)**	EPA 3546	316147	EPA 8270	317198
35260819019	**SB-105 (0.5)**	EPA 3546	316147	EPA 8270	317198
35260819020	**SB-105 (2)**	EPA 3546	316147	EPA 8270	317198

This report shall not be reproduced, except in full,
without the written consent of Pace Analytical Services, Inc..

Pace Analytical Services, Inc.
8 East Tower Circle
Ormond Beach, FL 32174
(386)672-5668

QUALITY CONTROL DATA CROSS REFERENCE TABLE

Project: Fort Lauderdale Fire Station
Pace Project No.: 35260819

Lab ID	Sample ID	QC Batch Method	QC Batch	Analytical Method	Analytical Batch
35260819028	**SB-101 (0-5)**	EPA 3546	318314	EPA 8270	318430
35260819001	**SB-101 (0-5)**	ASTM D2974-87	316830		
35260819002	**SB-101 (2)**	ASTM D2974-87	316830		
35260819003	**SB-102 (0.5)**	ASTM D2974-87	316830		
35260819004	**SB-102 (2)**	ASTM D2974-87	316830		
35260819005	**SB-103 (0.5)**	ASTM D2974-87	316830		
35260819006	**SB-103 (2)**	ASTM D2974-87	316830		
35260819007	**SB-104 (0.5)**	ASTM D2974-87	316830		
35260819008	**SB-104 (2)**	ASTM D2974-87	316830		
35260819009	**SB-106 (0.5)**	ASTM D2974-87	316830		
35260819010	**SB-106 (2)**	ASTM D2974-87	316830		
35260819011	**SB-107 (0.5)**	ASTM D2974-87	316830		
35260819012	**SB-107 (2)**	ASTM D2974-87	316830		
35260819013	**SB-108 (0.5)**	ASTM D2974-87	316830		
35260819014	**SB-108 (2)**	ASTM D2974-87	316830		
35260819015	**SB-109 (0.5)**	ASTM D2974-87	316830		
35260819016	**SB-109 (2)**	ASTM D2974-87	316830		
35260819017	**SB-110 (0.5)**	ASTM D2974-87	316830		
35260819018	**SB-110 (2)**	ASTM D2974-87	316830		
35260819019	**SB-105 (0.5)**	ASTM D2974-87	316830		
35260819020	**SB-105 (2)**	ASTM D2974-87	316830		
35260819028	**SB-101 (0-5)**	ASTM D2974-87	318480		

This report shall not be reproduced, except in full,
without the written consent of Pace Analytical Services, Inc..

WO# : 35260819

35260819

Pace Analytical

...est Document

...elds must be completed accurately.

Page : 1 Of 1

Section A Required Client Information:		Section B Required Project Information:			
Company:	Kimley-Horn (Jacksonville)	Report To:	David Goldman, P.G.	Attention:	
Address:	12740 Gran Bay Parkway West	Copy To:		Company Name:	
Jacksonville, FL 32258				Address:	Regulatory Agency
Email:	david.goldman@kimley-horn.com	Purchase Order #:		Pace Quote.	
Phone:	904-828-3912 Fax	Project Name:	Wave Streetcar	Pace Project Manager:	todd.rea@pacelabs.com, State / Location
Requested Due Date:		Project #:		Pace Profile #:	~~9518~~ 8521

ITEM #	SAMPLE ID One Character per box. (A-Z, 0-9 / , -) Sample Ids must be unique	MATRIX CODE (see valid codes to left)	SAMPLE TYPE (G=GRAB C=COMP)	COLLECTED START DATE	COLLECTED START TIME	COLLECTED END DATE	COLLECTED END TIME	SAMPLE TEMP AT COLLECTION	# OF CONTAINERS	Preservatives: Unpreserved	H2SO4	HNO3	HCl	NaOH	Na2S2O3	Methanol	Other	Analyses Test Y/N	Requested Analysis Filtered (Y/N): Arsenic | PAHs	Arsenic - TOTAL	Arsenic - Dissolved	PAHs	Residual Chlorine (Y/N)
1	SB-101 (0.5)	SL	G	8/17/18		1140			1										X				
2	SB-101 (2)	SL	G			1145			1										X				
3	SB-102 (0.5)	SL	G			1147			1										X				
4	SB-102 (2)	SL	G			1148			1										X				
5	SB-103 (0.5)	SL	G			1106			1										X				
6	SB-103 (2)	SL	G			1108			1										X				
7	SB-104 (0.5)	SL	G			1120			1										X				
8	SB-104 (2)	SL	G			1125			1										X				
9	SB-106 (0.5)	SL	G			1130			1										X				
10	SB-106 (2)	SL	G			1133			1										X				
11	SB-107 (0.5)	SL	G			1235			1										X				
12	SB-107 (2)	SL	G			1240			1										X				

ADDITIONAL COMMENTS	RELINQUISHED BY / AFFILIATION	DATE	TIME	ACCEPTED BY / AFFILIATION	DATE	TIME	SAMPLE CONDITIONS
	[signature]	8/18/16	1110	[signature]	8/18/16	11:10	
	[signature]	8/18/16	16:15	[signature]	8/18/16	16:15	

SAMPLER NAME AND SIGNATURE

PRINT Name of SAMPLER: Leah Zihlman

SIGNATURE of SAMPLER: [signature] DATE Signed: 8/18/16

TEMP in C | Received on Ice (Y/N) | Custody Sealed Cooler (Y/N) | Samples Intact (Y/N)

5/10/2018 3:38:44 PM

Pace Analytical

CHAIN-OF-CUSTODY / Analytical Request Document

The Chain-of-Custody is a LEGAL DOCUMENT. All relevant fields must be completed accurately.

Section A Required Client Information:		Section B Required Project Information:		Section C Invoice Information:	
Company:	Kimley-Horn (Jacksonville)	Report To:	David Goldman, P.G.	Attention:	
Address:	12740 Gran Bay Parkway West	Copy To:		Company Name:	
Jacksonville, FL 32258				Address:	
Email:	david.goldman@kimley-horn.com	Purchase Order #:		Pace Quote:	
Phone:	904-828-3912 Fax:	Project Name:	Wave Streetcar	Pace Project Manager:	todd.rea@pacelabs.com,
Requested Due Date:		Project #:		Pace Profile #:	8518

Regulatory Agency

State / Location

ITEM #	SAMPLE ID (One Character per box. (A-Z, 0-9 / , -) Sample Ids must be unique)	MATRIX CODE (see valid codes to left)	SAMPLE TYPE (G=GRAB C=COMP)	COLLECTED START DATE	COLLECTED START TIME	COLLECTED END DATE	COLLECTED END TIME	SAMPLE TEMP AT COLLECTION	# OF CONTAINERS	Preservatives: Unpreserved	H2SO4	HNO3	HCl	NaOH	Na2S2O3	Methanol	Other	Analyses Test Y/N	Arsenic | PAHs	Arsenic - TOTAL	Arsenic - Dissolved	PAHs	Residual Chlorine (Y/N)
1	SB-108 (0.5)	SL	G	8/12/16		1225		1											X					
2	SB-108 (2)	SL	G			1230		1											X					
3	SB-109 (0.5)	SL	G			1210		1											X					
4	SB-109 (2)	SL	G			1215		1											X					
5	SB-110 (0.5)	SL	G			1245		1											X					
6	SB-110 (2)	SL	G			1250		1											X					
7	SB-105 (0.5)	SL	G			1135		1											X					
8	SB-105 (2)	SL	G			1140		1											X					
9	MW-1	WT	G	8/15/16		920		3												X	X	X		HOLD
10	MW-4	WT	G			955		3												X	X	X		Dissolved
11	GP-1R	WT	G			1051		3												X	X	X		As
12																								

ADDITIONAL COMMENTS	RELINQUISHED BY / AFFILIATION	DATE	TIME	ACCEPTED BY / AFFILIATION	DATE	TIME	SAMPLE CONDITIONS
	Leah Zinkman	8/15/16	1115				
		8/18/16	16:10		8/18/16	17:10	

SAMPLER NAME AND SIGNATURE

PRINT Name of SAMPLER: Leah Zinkman

SIGNATURE of SAMPLER: Leah Zinkman DATE Signed: 8/18/16

TEMP in C	Received on Ice (Y/N)	Custody Sealed Cooler (Y/N)	Samples Intact (Y/N)

City of Fort Lauderdale
Bid 12139-983

Pace Analytical

AIN-OF-CUSTODY / Analytical Request Document

in-of-Custody is a LEGAL DOCUMENT. All relevant fields must be completed accurately.

Page : 1 Of 1

Section A Required Client Information:		Section B Required Project Information:		Section C Invoice Information:	
Company:	Kimley-Horn (Jacksonville)	Report To:	David Goldman, P.G.	Attention:	
Address:	12740 Gran Bay Parkway West	Copy To:		Company Name:	
Jacksonville, FL 32258				Address:	
Email:	david.goldman@kimley-horn.com	Purchase Order #:		Pace Quote:	
Phone:	904-828-3912 Fax:	Project Name:	Wave Streetcar	Pace Project Manager:	todd.rea@pacelabs.com,
Requested Due Date:		Project #:		Pace Profile #:	8518

Regulatory Agency

State / Location

ITEM #	SAMPLE ID One Character per box. (A-Z, 0-9 / , -) Sample Ids must be unique	MATRIX CODE (see valid codes to left)	SAMPLE TYPE (G=GRAB C=COMP)	COLLECTED START DATE	COLLECTED START TIME	COLLECTED END DATE	COLLECTED END TIME	SAMPLE TEMP AT COLLECTION	# OF CONTAINERS	Unpreserved	H2SO4	HNO3	HCl	NaOH	Na2S2O3	Methanol	Other	Analyses Test Y/N	Arsenic | PAHs	Arsenic - TOTAL	Arsenic - Dissolved	PAHs	Residual Chlorine (Y/N)	
1	SB-111 (0.5)	L	G	8/17/16		1200			1										X					HOLD
2	SB-111 (2)	L	G			1205			1										X					HOLD
3	SB-112 (0.5)	L	G			1150			1										X					HOLD
4	SB-112 (2)	L	G			1155			1										X					HOLD
5																								
6																								
7																								
8																								
9																								
10																								
11																								
12																								

Requested Analysis Filtered (Y/N)

ADDITIONAL COMMENTS	RELINQUISHED BY / AFFILIATION	DATE	TIME	ACCEPTED BY / AFFILIATION	DATE	TIME	SAMPLE CONDITIONS			
	[signature]	8/18/16	11:10	[signature]	8/18/16	11:10				
	[signature]	8/18/16	16:15							
	[signature]	8/19/16	0030	[signature] / Pace	8/19/16	0030		Y	Y	Y
					2-1	T 14K				

TEMP in C	Received on Ice (Y/N)	Custody Sealed Cooler (Y/N)	Samples Intact (Y/N)

SAMPLER NAME AND SIGNATURE

PRINT Name of SAMPLER: Leon Zihlman

SIGNATURE of SAMPLER: [signature] DATE Signed: 8/18/16

Pace Analytical	Document Name: Sample Condition Upon Receipt Form	Document Revised: July 27, 2016
	Document No.: F-FL-C-007 rev. 09	Issuing Authority: Pace Florida Quality Office

Sampl

WO#: 35260819
PM: TSR Due Date: 08/25/16
CLIENT: KIHOJX

Project #
Project Manager:
Client:

Date and Initials of person:
Examining contents:
Label:
Deliver:
pH:

Thermometer Used T-109 Date: 08/18/16 Time:

Samples shorted to lab (If Yes, complete) Shorted Date: NA Shorted Time: Qty:

Cooler #1 Temp.°C 0.8 (Visual) -0.1 (Correction Factor) 0.7 (Actual) ☐ Samples on ice, cooling process has begun
Cooler #2 Temp.°C (Visual) (Correction Factor) (Actual) ☐ Samples on ice, cooling process has begun
Cooler #3 Temp.°C (Visual) (Correction Factor) (Actual) ☐ Samples on ice, cooling process has begun
Cooler #4 Temp.°C (Visual) (Correction Factor) (Actual) ☐ Samples on ice, cooling process has begun
Cooler #5 Temp.°C (Visual) (Correction Factor) (Actual) ☐ Samples on ice, cooling process has begun
Cooler #6 Temp.°C (Visual) (Correction Factor) (Actual) ☐ Samples on ice, cooling process has begun

Courier: ☐ Fed Ex ☐ UPS ☐ USPS ☐ Client ☐ Commercial ☑ Pace ☐ Other

Shipping Method: ☐ First Overnight ☐ Priority Overnight ☐ Standard Overnight ☐ Ground ☐ Other

Billing: ☐ Recipient ☐ Sender ☐ Third Party ☐ Unkown

Tracking #

Custody Seal on Cooler/Box Present: ☐ yes ☑ no Seals intact: ☐ yes ☑ no Typ (Wet) Blue None

Packing Material: Bubble Wrap (Bubble Bags) None Other

		Comments:
Chain of Custody Present	☑Yes ☐ No ☐N/A	
Chain of Custody Filled Out	☑Yes ☐ No ☐N/A	
Relinquished Signature & Sampler Name COC	☑Yes ☐ No ☐N/A	
Samples Arrived within Hold Time	☑Yes ☐ No ☐N/A	
Rush TAT requested on COC	☐Yes ☑ No ☐N/A	
Sufficient Volume	☑Yes ☐ No ☐N/A	
Correct Containers Used	☑Yes ☐ No ☐N/A	
Containers Intact	☑Yes ☐ No ☐N/A	
Sample Labels match COC (sample IDs & date/time of collection)	☑Yes ☐ No ☐N/A	
All containers needing acid/base preservation have been checked.	☐Yes ☐ No ☑N/A	HNO3 pH<2, HCl pH<2, H2SO4 pH<2, NaOH pH>12, pH>9 — Preservation Information: Preservative, Lot #/Trace #, Date, Time, Initials
All Containers needing preservation are found to be in compliance with EPA recommendation: Exceptions: VOA, Coliform, TOC, O&G	☐Yes ☐ No ☑N/A	
Headspace in VOA Vials? (>6mm):	☐Yes ☐ No ☑N/A	
Trip Blank Present:	☐Yes ☐ No ☑N/A	

Client Notification/ Resolution:

Person Contacted: Date/Time:

Comments/ Resolution (use back for additional comments):

Project Manager Review: Date:

Pace Analytical Services, LLC
5460 Beaumont Center Blvd - Suite 520
Tampa, FL 33634
(813)881-9401

October 25, 2016

Rick Browne
Kimley-Horn Associates Inc
655 North Franklin Street
Suite 150
Tampa, FL 336024447

RE: Project: FTL Fire Station 045470000
Pace Project No.: 35270713

Dear Rick Browne:
Enclosed are the analytical results for sample(s) received by the laboratory on October 14, 2016. The results relate only to the samples included in this report. Results reported herein conform to the most current, applicable TNI/NELAC standards and the laboratory's Quality Assurance Manual, where applicable, unless otherwise noted in the body of the report.

If you have any questions concerning this report, please feel free to contact me.

Sincerely,

Mike Valder
mike.valder@pacelabs.com
Project Manager

Enclosures

cc: William Spinner, Kimly-Horn Associates Inc

This report shall not be reproduced, except in full,
without the written consent of Pace Analytical Services, LLC.

Pace Analytical Services, LLC
5460 Beaumont Center Blvd - Suite 520
Tampa, FL 33634
(813)881-9401

CERTIFICATIONS

Project: FTL Fire Station 045470000
Pace Project No.: 35270713

Ormond Beach Certification IDs

8 East Tower Circle, Ormond Beach, FL 32174
Alabama Certification #: 41320
Connecticut Certification #: PH-0216
Delaware Certification: FL NELAC Reciprocity
Florida Certification #: E83079
Georgia Certification #: 955
Guam Certification: FL NELAC Reciprocity
Hawaii Certification: FL NELAC Reciprocity
Illinois Certification #: 200068
Indiana Certification: FL NELAC Reciprocity
Kansas Certification #: E-10383
Louisiana Certification #: FL NELAC Reciprocity
Louisiana Environmental Certificate #: 05007
Maryland Certification: #346
Michigan Certification #: 9911
Mississippi Certification: FL NELAC Reciprocity
Missouri Certification #: 236
Montana Certification #: Cert 0074
Nebraska Certification: NE-OS-28-14
Nevada Certification: FL NELAC Reciprocity
New York Certification #: 11608
North Carolina Environmental Certificate #: 667
North Carolina Certification #: 12710
Oklahoma Certification #: D9947
Pennsylvania Certification #: 68-00547
Puerto Rico Certification #: FL01264
South Carolina Certification: #96042001
Tennessee Certification #: TN02974
Texas Certification: FL NELAC Reciprocity
US Virgin Islands Certification: FL NELAC Reciprocity
Virginia Environmental Certification #: 460165
Wyoming Certification: FL NELAC Reciprocity
West Virginia Certification #: 9962C
Wisconsin Certification #: 399079670
Wyoming (EPA Region 8): FL NELAC Reciprocity

This report shall not be reproduced, except in full,
without the written consent of Pace Analytical Services, LLC.

Pace Analytical Services, LLC
5460 Beaumont Center Blvd - Suite 520
Tampa, FL 33634
(813)881-9401

SAMPLE SUMMARY

Project: FTL Fire Station 045470000
Pace Project No.: 35270713

Lab ID	Sample ID	Matrix	Date Collected	Date Received
35270713001	**SB-113 (0.5')**	Solid	10/13/16 09:40	10/14/16 09:05
35270713002	**SB-114 (0.5')**	Solid	10/13/16 09:50	10/14/16 09:05
35270713003	**SB-115 (0.5')**	Solid	10/13/16 09:30	10/14/16 09:05
35270713004	**SB-113 (2')**	Solid	10/13/16 09:42	10/14/16 09:05
35270713005	**SB-114 (2')**	Solid	10/13/16 09:52	10/14/16 09:05
35270713006	**SB-115 (2')**	Solid	10/13/16 09:32	10/14/16 09:05

This report shall not be reproduced, except in full,
without the written consent of Pace Analytical Services, LLC.

Pace Analytical Services, LLC
5460 Beaumont Center Blvd - Suite 520
Tampa, FL 33634
(813)881-9401

SAMPLE ANALYTE COUNT

Project: FTL Fire Station 045470000
Pace Project No.: 35270713

Lab ID	Sample ID	Method	Analysts	Analytes Reported	Laboratory
35270713001	**SB-113 (0.5')**	EPA 8270	EAO	21	PASI-O
		ASTM D2974-87	DRC	1	PASI-O
35270713002	**SB-114 (0.5')**	EPA 8270	EAO	21	PASI-O
		ASTM D2974-87	DRC	1	PASI-O
35270713003	**SB-115 (0.5')**	EPA 8270	EAO, IRL	21	PASI-O
		ASTM D2974-87	DRC	1	PASI-O
35270713004	**SB-113 (2')**	EPA 8270	EAO	21	PASI-O
		ASTM D2974-87	DRC	1	PASI-O
35270713005	**SB-114 (2')**	EPA 8270	EAO	21	PASI-O
		ASTM D2974-87	DRC	1	PASI-O
35270713006	**SB-115 (2')**	EPA 8270	EAO	21	PASI-O
		ASTM D2974-87	DRC	1	PASI-O

This report shall not be reproduced, except in full,
without the written consent of Pace Analytical Services, LLC.

Pace Analytical Services, LLC
5460 Beaumont Center Blvd - Suite 520
Tampa, FL 33634
(813)881-9401

SUMMARY OF DETECTION

Project: FTL Fire Station 045470000
Pace Project No.: 35270713

Lab Sample ID / Method	Client Sample ID / Parameters	Result	Units	Report Limit	Analyzed	Qualifiers
35270713001	**SB-113 (0.5')**					
ASTM D2974-87	Percent Moisture	15.6	%	0.10	10/20/16 07:45	
35270713002	**SB-114 (0.5')**					
ASTM D2974-87	Percent Moisture	5.9	%	0.10	10/20/16 07:45	
35270713003	**SB-115 (0.5')**					
EPA 8270	Acenaphthene	0.10	mg/kg	0.036	10/20/16 19:20	
EPA 8270	Acenaphthylene	0.038	mg/kg	0.036	10/20/16 19:20	
EPA 8270	Anthracene	0.33	mg/kg	0.036	10/20/16 19:20	
EPA 8270	Benzo(a)anthracene	2.0	mg/kg	0.036	10/20/16 19:20	
EPA 8270	Benzo(a)pyrene	1.7	mg/kg	0.036	10/20/16 19:20	
EPA 8270	Benzo(b)fluoranthene	2.7	mg/kg	0.036	10/20/16 19:20	
EPA 8270	Benzo(g,h,i)perylene	1.0	mg/kg	0.036	10/20/16 19:20	
EPA 8270	Benzo(k)fluoranthene	1.1	mg/kg	0.036	10/20/16 19:20	
EPA 8270	Chrysene	1.6	mg/kg	0.036	10/20/16 19:20	
EPA 8270	Dibenz(a,h)anthracene	0.37	mg/kg	0.036	10/20/16 19:20	
EPA 8270	Fluoranthene	3.7	mg/kg	0.18	10/21/16 06:15	
EPA 8270	Fluorene	0.076	mg/kg	0.036	10/20/16 19:20	
EPA 8270	Indeno(1,2,3-cd)pyrene	0.91	mg/kg	0.036	10/20/16 19:20	
EPA 8270	Phenanthrene	2.6	mg/kg	0.036	10/20/16 19:20	
EPA 8270	Pyrene	2.4	mg/kg	0.18	10/21/16 06:15	
ASTM D2974-87	Percent Moisture	7.9	%	0.10	10/20/16 07:45	
35270713004	**SB-113 (2')**					
EPA 8270	Benzo(a)pyrene	0.018 I	mg/kg	0.039	10/20/16 19:44	
EPA 8270	Benzo(k)fluoranthene	0.0085 I	mg/kg	0.039	10/20/16 19:44	
EPA 8270	Fluoranthene	0.027 I	mg/kg	0.039	10/20/16 19:44	
ASTM D2974-87	Percent Moisture	15.8	%	0.10	10/20/16 07:45	
35270713005	**SB-114 (2')**					
ASTM D2974-87	Percent Moisture	4.8	%	0.10	10/20/16 07:45	J(D6)
35270713006	**SB-115 (2')**					
ASTM D2974-87	Percent Moisture	3.6	%	0.10	10/20/16 07:45	

This report shall not be reproduced, except in full,
without the written consent of Pace Analytical Services, LLC.

Pace Analytical Services, LLC
5460 Beaumont Center Blvd - Suite 520
Tampa, FL 33634
(813)881-9401

ANALYTICAL RESULTS

Project: FTL Fire Station 045470000
Pace Project No.: 35270713

Sample: SB-113 (0.5') **Lab ID: 35270713001** Collected: 10/13/16 09:40 Received: 10/14/16 09:05 Matrix: Solid

Results reported on a "dry weight" basis and are adjusted for percent moisture, sample size and any dilutions.

Parameters	Results	Units	PQL	MDL	DF	Prepared	Analyzed	CAS No.	Qual
8270 MSSV Short List Microwave	Analytical Method: EPA 8270 Preparation Method: EPA 3546								
Acenaphthene	**0.015 U**	mg/kg	0.041	0.015	1	10/17/16 12:54	10/19/16 22:30	83-32-9	
Acenaphthylene	**0.013 U**	mg/kg	0.041	0.013	1	10/17/16 12:54	10/19/16 22:30	208-96-8	
Anthracene	**0.012 U**	mg/kg	0.041	0.012	1	10/17/16 12:54	10/19/16 22:30	120-12-7	
Benzo(a)anthracene	**0.012 U**	mg/kg	0.041	0.012	1	10/17/16 12:54	10/19/16 22:30	56-55-3	
Benzo(a)pyrene	**0.0048 U**	mg/kg	0.041	0.0048	1	10/17/16 12:54	10/19/16 22:30	50-32-8	
Benzo(b)fluoranthene	**0.031 U**	mg/kg	0.041	0.031	1	10/17/16 12:54	10/19/16 22:30	205-99-2	
Benzo(g,h,i)perylene	**0.015 U**	mg/kg	0.041	0.015	1	10/17/16 12:54	10/19/16 22:30	191-24-2	
Benzo(k)fluoranthene	**0.0088 U**	mg/kg	0.041	0.0088	1	10/17/16 12:54	10/19/16 22:30	207-08-9	
Chrysene	**0.015 U**	mg/kg	0.041	0.015	1	10/17/16 12:54	10/19/16 22:30	218-01-9	
Dibenz(a,h)anthracene	**0.021 U**	mg/kg	0.041	0.021	1	10/17/16 12:54	10/19/16 22:30	53-70-3	
Fluoranthene	**0.013 U**	mg/kg	0.041	0.013	1	10/17/16 12:54	10/19/16 22:30	206-44-0	
Fluorene	**0.018 U**	mg/kg	0.041	0.018	1	10/17/16 12:54	10/19/16 22:30	86-73-7	
Indeno(1,2,3-cd)pyrene	**0.021 U**	mg/kg	0.041	0.021	1	10/17/16 12:54	10/19/16 22:30	193-39-5	
1-Methylnaphthalene	**0.014 U**	mg/kg	0.041	0.014	1	10/17/16 12:54	10/19/16 22:30	90-12-0	
2-Methylnaphthalene	**0.016 U**	mg/kg	0.041	0.016	1	10/17/16 12:54	10/19/16 22:30	91-57-6	
Naphthalene	**0.013 U**	mg/kg	0.041	0.013	1	10/17/16 12:54	10/19/16 22:30	91-20-3	
Phenanthrene	**0.015 U**	mg/kg	0.041	0.015	1	10/17/16 12:54	10/19/16 22:30	85-01-8	
Pyrene	**0.021 U**	mg/kg	0.041	0.021	1	10/17/16 12:54	10/19/16 22:30	129-00-0	
Surrogates									
Nitrobenzene-d5 (S)	90	%	16-123		1	10/17/16 12:54	10/19/16 22:30	4165-60-0	
2-Fluorobiphenyl (S)	56	%	32-129		1	10/17/16 12:54	10/19/16 22:30	321-60-8	
Terphenyl-d14 (S)	37	%	38-138		1	10/17/16 12:54	10/19/16 22:30	1718-51-0	J(S0)
Percent Moisture	Analytical Method: ASTM D2974-87								
Percent Moisture	**15.6**	%	0.10	0.10	1		10/20/16 07:45		

REPORT OF LABORATORY ANALYSIS

This report shall not be reproduced, except in full,
without the written consent of Pace Analytical Services, LLC.

Pace Analytical Services, LLC
5460 Beaumont Center Blvd - Suite 520
Tampa, FL 33634
(813)881-9401

ANALYTICAL RESULTS

Project: FTL Fire Station 045470000
Pace Project No.: 35270713

Sample: SB-114 (0.5') **Lab ID: 35270713002** Collected: 10/13/16 09:50 Received: 10/14/16 09:05 Matrix: Solid

Results reported on a "dry weight" basis and are adjusted for percent moisture, sample size and any dilutions.

Parameters	Results	Units	PQL	MDL	DF	Prepared	Analyzed	CAS No.	Qual
8270 MSSV Short List Microwave	Analytical Method: EPA 8270 Preparation Method: EPA 3546								
Acenaphthene	**0.013 U**	mg/kg	0.035	0.013	1	10/17/16 12:54	10/19/16 22:53	83-32-9	
Acenaphthylene	**0.011 U**	mg/kg	0.035	0.011	1	10/17/16 12:54	10/19/16 22:53	208-96-8	
Anthracene	**0.011 U**	mg/kg	0.035	0.011	1	10/17/16 12:54	10/19/16 22:53	120-12-7	
Benzo(a)anthracene	**0.010 U**	mg/kg	0.035	0.010	1	10/17/16 12:54	10/19/16 22:53	56-55-3	
Benzo(a)pyrene	**0.0041 U**	mg/kg	0.035	0.0041	1	10/17/16 12:54	10/19/16 22:53	50-32-8	
Benzo(b)fluoranthene	**0.027 U**	mg/kg	0.035	0.027	1	10/17/16 12:54	10/19/16 22:53	205-99-2	
Benzo(g,h,i)perylene	**0.013 U**	mg/kg	0.035	0.013	1	10/17/16 12:54	10/19/16 22:53	191-24-2	
Benzo(k)fluoranthene	**0.0076 U**	mg/kg	0.035	0.0076	1	10/17/16 12:54	10/19/16 22:53	207-08-9	
Chrysene	**0.013 U**	mg/kg	0.035	0.013	1	10/17/16 12:54	10/19/16 22:53	218-01-9	
Dibenz(a,h)anthracene	**0.018 U**	mg/kg	0.035	0.018	1	10/17/16 12:54	10/19/16 22:53	53-70-3	
Fluoranthene	**0.012 U**	mg/kg	0.035	0.012	1	10/17/16 12:54	10/19/16 22:53	206-44-0	
Fluorene	**0.016 U**	mg/kg	0.035	0.016	1	10/17/16 12:54	10/19/16 22:53	86-73-7	
Indeno(1,2,3-cd)pyrene	**0.018 U**	mg/kg	0.035	0.018	1	10/17/16 12:54	10/19/16 22:53	193-39-5	
1-Methylnaphthalene	**0.012 U**	mg/kg	0.035	0.012	1	10/17/16 12:54	10/19/16 22:53	90-12-0	
2-Methylnaphthalene	**0.014 U**	mg/kg	0.035	0.014	1	10/17/16 12:54	10/19/16 22:53	91-57-6	
Naphthalene	**0.011 U**	mg/kg	0.035	0.011	1	10/17/16 12:54	10/19/16 22:53	91-20-3	
Phenanthrene	**0.013 U**	mg/kg	0.035	0.013	1	10/17/16 12:54	10/19/16 22:53	85-01-8	
Pyrene	**0.018 U**	mg/kg	0.035	0.018	1	10/17/16 12:54	10/19/16 22:53	129-00-0	
Surrogates									
Nitrobenzene-d5 (S)	117	%	16-123		1	10/17/16 12:54	10/19/16 22:53	4165-60-0	
2-Fluorobiphenyl (S)	88	%	32-129		1	10/17/16 12:54	10/19/16 22:53	321-60-8	
Terphenyl-d14 (S)	106	%	38-138		1	10/17/16 12:54	10/19/16 22:53	1718-51-0	
Percent Moisture	Analytical Method: ASTM D2974-87								
Percent Moisture	**5.9**	%	0.10	0.10	1		10/20/16 07:45		

REPORT OF LABORATORY ANALYSIS

This report shall not be reproduced, except in full,
without the written consent of Pace Analytical Services, LLC.

Pace Analytical Services, LLC
5460 Beaumont Center Blvd - Suite 520
Tampa, FL 33634
(813)881-9401

ANALYTICAL RESULTS

Project: FTL Fire Station 045470000
Pace Project No.: 35270713

Sample: SB-115 (0.5') **Lab ID: 35270713003** Collected: 10/13/16 09:30 Received: 10/14/16 09:05 Matrix: Solid

Results reported on a "dry weight" basis and are adjusted for percent moisture, sample size and any dilutions.

Parameters	Results	Units	PQL	MDL	DF	Prepared	Analyzed	CAS No.	Qual
8270 MSSV Short List Microwave	Analytical Method: EPA 8270 Preparation Method: EPA 3546								
Acenaphthene	**0.10**	mg/kg	0.036	0.013	1	10/17/16 12:54	10/20/16 19:20	83-32-9	
Acenaphthylene	**0.038**	mg/kg	0.036	0.011	1	10/17/16 12:54	10/20/16 19:20	208-96-8	
Anthracene	**0.33**	mg/kg	0.036	0.011	1	10/17/16 12:54	10/20/16 19:20	120-12-7	
Benzo(a)anthracene	**2.0**	mg/kg	0.036	0.010	1	10/17/16 12:54	10/20/16 19:20	56-55-3	
Benzo(a)pyrene	**1.7**	mg/kg	0.036	0.0042	1	10/17/16 12:54	10/20/16 19:20	50-32-8	
Benzo(b)fluoranthene	**2.7**	mg/kg	0.036	0.027	1	10/17/16 12:54	10/20/16 19:20	205-99-2	
Benzo(g,h,i)perylene	**1.0**	mg/kg	0.036	0.013	1	10/17/16 12:54	10/20/16 19:20	191-24-2	
Benzo(k)fluoranthene	**1.1**	mg/kg	0.036	0.0078	1	10/17/16 12:54	10/20/16 19:20	207-08-9	
Chrysene	**1.6**	mg/kg	0.036	0.013	1	10/17/16 12:54	10/20/16 19:20	218-01-9	
Dibenz(a,h)anthracene	**0.37**	mg/kg	0.036	0.018	1	10/17/16 12:54	10/20/16 19:20	53-70-3	
Fluoranthene	**3.7**	mg/kg	0.18	0.059	5	10/17/16 12:54	10/21/16 06:15	206-44-0	
Fluorene	**0.076**	mg/kg	0.036	0.016	1	10/17/16 12:54	10/20/16 19:20	86-73-7	
Indeno(1,2,3-cd)pyrene	**0.91**	mg/kg	0.036	0.018	1	10/17/16 12:54	10/20/16 19:20	193-39-5	
1-Methylnaphthalene	**0.013 U**	mg/kg	0.036	0.013	1	10/17/16 12:54	10/20/16 19:20	90-12-0	
2-Methylnaphthalene	**0.015 U**	mg/kg	0.036	0.015	1	10/17/16 12:54	10/20/16 19:20	91-57-6	
Naphthalene	**0.012 U**	mg/kg	0.036	0.012	1	10/17/16 12:54	10/20/16 19:20	91-20-3	
Phenanthrene	**2.6**	mg/kg	0.036	0.014	1	10/17/16 12:54	10/20/16 19:20	85-01-8	
Pyrene	**2.4**	mg/kg	0.18	0.091	5	10/17/16 12:54	10/21/16 06:15	129-00-0	
Surrogates									
Nitrobenzene-d5 (S)	125	%	16-123		1	10/17/16 12:54	10/20/16 19:20	4165-60-0	J(S2)
2-Fluorobiphenyl (S)	99	%	32-129		1	10/17/16 12:54	10/20/16 19:20	321-60-8	
Terphenyl-d14 (S)	91	%	38-138		1	10/17/16 12:54	10/20/16 19:20	1718-51-0	
Percent Moisture	Analytical Method: ASTM D2974-87								
Percent Moisture	**7.9**	%	0.10	0.10	1		10/20/16 07:45		

REPORT OF LABORATORY ANALYSIS

This report shall not be reproduced, except in full,
without the written consent of Pace Analytical Services, LLC.

Pace Analytical Services, LLC
5460 Beaumont Center Blvd - Suite 520
Tampa, FL 33634
(813)881-9401

ANALYTICAL RESULTS

Project: FTL Fire Station 045470000
Pace Project No.: 35270713

Sample: SB-113 (2') **Lab ID: 35270713004** Collected: 10/13/16 09:42 Received: 10/14/16 09:05 Matrix: Solid

Results reported on a "dry weight" basis and are adjusted for percent moisture, sample size and any dilutions.

Parameters	Results	Units	PQL	MDL	DF	Prepared	Analyzed	CAS No.	Qual
8270 MSSV Short List Microwave	Analytical Method: EPA 8270 Preparation Method: EPA 3546								
Acenaphthene	**0.014 U**	mg/kg	0.039	0.014	1	10/17/16 12:54	10/20/16 19:44	83-32-9	
Acenaphthylene	**0.012 U**	mg/kg	0.039	0.012	1	10/17/16 12:54	10/20/16 19:44	208-96-8	
Anthracene	**0.012 U**	mg/kg	0.039	0.012	1	10/17/16 12:54	10/20/16 19:44	120-12-7	
Benzo(a)anthracene	**0.011 U**	mg/kg	0.039	0.011	1	10/17/16 12:54	10/20/16 19:44	56-55-3	
Benzo(a)pyrene	**0.018 I**	mg/kg	0.039	0.0046	1	10/17/16 12:54	10/20/16 19:44	50-32-8	
Benzo(b)fluoranthene	**0.029 U**	mg/kg	0.039	0.029	1	10/17/16 12:54	10/20/16 19:44	205-99-2	
Benzo(g,h,i)perylene	**0.014 U**	mg/kg	0.039	0.014	1	10/17/16 12:54	10/20/16 19:44	191-24-2	
Benzo(k)fluoranthene	**0.0085 I**	mg/kg	0.039	0.0084	1	10/17/16 12:54	10/20/16 19:44	207-08-9	
Chrysene	**0.014 U**	mg/kg	0.039	0.014	1	10/17/16 12:54	10/20/16 19:44	218-01-9	
Dibenz(a,h)anthracene	**0.020 U**	mg/kg	0.039	0.020	1	10/17/16 12:54	10/20/16 19:44	53-70-3	
Fluoranthene	**0.027 I**	mg/kg	0.039	0.013	1	10/17/16 12:54	10/20/16 19:44	206-44-0	
Fluorene	**0.018 U**	mg/kg	0.039	0.018	1	10/17/16 12:54	10/20/16 19:44	86-73-7	
Indeno(1,2,3-cd)pyrene	**0.020 U**	mg/kg	0.039	0.020	1	10/17/16 12:54	10/20/16 19:44	193-39-5	
1-Methylnaphthalene	**0.014 U**	mg/kg	0.039	0.014	1	10/17/16 12:54	10/20/16 19:44	90-12-0	
2-Methylnaphthalene	**0.016 U**	mg/kg	0.039	0.016	1	10/17/16 12:54	10/20/16 19:44	91-57-6	
Naphthalene	**0.013 U**	mg/kg	0.039	0.013	1	10/17/16 12:54	10/20/16 19:44	91-20-3	
Phenanthrene	**0.015 U**	mg/kg	0.039	0.015	1	10/17/16 12:54	10/20/16 19:44	85-01-8	
Pyrene	**0.020 U**	mg/kg	0.039	0.020	1	10/17/16 12:54	10/20/16 19:44	129-00-0	CU
Surrogates									
Nitrobenzene-d5 (S)	108	%	16-123		1	10/17/16 12:54	10/20/16 19:44	4165-60-0	
2-Fluorobiphenyl (S)	69	%	32-129		1	10/17/16 12:54	10/20/16 19:44	321-60-8	
Terphenyl-d14 (S)	40	%	38-138		1	10/17/16 12:54	10/20/16 19:44	1718-51-0	
Percent Moisture	Analytical Method: ASTM D2974-87								
Percent Moisture	**15.8**	%	0.10	0.10	1		10/20/16 07:45		

REPORT OF LABORATORY ANALYSIS

This report shall not be reproduced, except in full,
without the written consent of Pace Analytical Services, LLC.

Pace Analytical Services, LLC
5460 Beaumont Center Blvd - Suite 520
Tampa, FL 33634
(813)881-9401

ANALYTICAL RESULTS

Project: FTL Fire Station 045470000
Pace Project No.: 35270713

Sample: SB-114 (2') **Lab ID: 35270713005** Collected: 10/13/16 09:52 Received: 10/14/16 09:05 Matrix: Solid

Results reported on a "dry weight" basis and are adjusted for percent moisture, sample size and any dilutions.

Parameters	Results	Units	PQL	MDL	DF	Prepared	Analyzed	CAS No.	Qual
8270 MSSV Short List Microwave	Analytical Method: EPA 8270 Preparation Method: EPA 3546								
Acenaphthene	**0.013 U**	mg/kg	0.035	0.013	1	10/17/16 12:54	10/20/16 20:07	83-32-9	
Acenaphthylene	**0.011 U**	mg/kg	0.035	0.011	1	10/17/16 12:54	10/20/16 20:07	208-96-8	
Anthracene	**0.011 U**	mg/kg	0.035	0.011	1	10/17/16 12:54	10/20/16 20:07	120-12-7	
Benzo(a)anthracene	**0.010 U**	mg/kg	0.035	0.010	1	10/17/16 12:54	10/20/16 20:07	56-55-3	
Benzo(a)pyrene	**0.0040 U**	mg/kg	0.035	0.0040	1	10/17/16 12:54	10/20/16 20:07	50-32-8	
Benzo(b)fluoranthene	**0.026 U**	mg/kg	0.035	0.026	1	10/17/16 12:54	10/20/16 20:07	205-99-2	
Benzo(g,h,i)perylene	**0.012 U**	mg/kg	0.035	0.012	1	10/17/16 12:54	10/20/16 20:07	191-24-2	
Benzo(k)fluoranthene	**0.0075 U**	mg/kg	0.035	0.0075	1	10/17/16 12:54	10/20/16 20:07	207-08-9	
Chrysene	**0.012 U**	mg/kg	0.035	0.012	1	10/17/16 12:54	10/20/16 20:07	218-01-9	
Dibenz(a,h)anthracene	**0.017 U**	mg/kg	0.035	0.017	1	10/17/16 12:54	10/20/16 20:07	53-70-3	
Fluoranthene	**0.011 U**	mg/kg	0.035	0.011	1	10/17/16 12:54	10/20/16 20:07	206-44-0	
Fluorene	**0.016 U**	mg/kg	0.035	0.016	1	10/17/16 12:54	10/20/16 20:07	86-73-7	
Indeno(1,2,3-cd)pyrene	**0.017 U**	mg/kg	0.035	0.017	1	10/17/16 12:54	10/20/16 20:07	193-39-5	
1-Methylnaphthalene	**0.012 U**	mg/kg	0.035	0.012	1	10/17/16 12:54	10/20/16 20:07	90-12-0	
2-Methylnaphthalene	**0.014 U**	mg/kg	0.035	0.014	1	10/17/16 12:54	10/20/16 20:07	91-57-6	
Naphthalene	**0.011 U**	mg/kg	0.035	0.011	1	10/17/16 12:54	10/20/16 20:07	91-20-3	
Phenanthrene	**0.013 U**	mg/kg	0.035	0.013	1	10/17/16 12:54	10/20/16 20:07	85-01-8	
Pyrene	**0.017 U**	mg/kg	0.035	0.017	1	10/17/16 12:54	10/20/16 20:07	129-00-0	CU
Surrogates									
Nitrobenzene-d5 (S)	119	%	16-123		1	10/17/16 12:54	10/20/16 20:07	4165-60-0	
2-Fluorobiphenyl (S)	90	%	32-129		1	10/17/16 12:54	10/20/16 20:07	321-60-8	
Terphenyl-d14 (S)	104	%	38-138		1	10/17/16 12:54	10/20/16 20:07	1718-51-0	
Percent Moisture	Analytical Method: ASTM D2974-87								
Percent Moisture	**4.8**	%	0.10	0.10	1		10/20/16 07:45		J(D6)

REPORT OF LABORATORY ANALYSIS

This report shall not be reproduced, except in full,
without the written consent of Pace Analytical Services, LLC.

Pace Analytical Services, LLC
5460 Beaumont Center Blvd - Suite 520
Tampa, FL 33634
(813)881-9401

ANALYTICAL RESULTS

Project: FTL Fire Station 045470000
Pace Project No.: 35270713

Sample: SB-115 (2') **Lab ID: 35270713006** Collected: 10/13/16 09:32 Received: 10/14/16 09:05 Matrix: Solid

Results reported on a "dry weight" basis and are adjusted for percent moisture, sample size and any dilutions.

Parameters	Results	Units	PQL	MDL	DF	Prepared	Analyzed	CAS No.	Qual
8270 MSSV Short List Microwave	Analytical Method: EPA 8270 Preparation Method: EPA 3546								
Acenaphthene	**0.013 U**	mg/kg	0.034	0.013	1	10/17/16 12:54	10/20/16 20:30	83-32-9	
Acenaphthylene	**0.011 U**	mg/kg	0.034	0.011	1	10/17/16 12:54	10/20/16 20:30	208-96-8	
Anthracene	**0.011 U**	mg/kg	0.034	0.011	1	10/17/16 12:54	10/20/16 20:30	120-12-7	
Benzo(a)anthracene	**0.010 U**	mg/kg	0.034	0.010	1	10/17/16 12:54	10/20/16 20:30	56-55-3	
Benzo(a)pyrene	**0.0040 U**	mg/kg	0.034	0.0040	1	10/17/16 12:54	10/20/16 20:30	50-32-8	
Benzo(b)fluoranthene	**0.026 U**	mg/kg	0.034	0.026	1	10/17/16 12:54	10/20/16 20:30	205-99-2	
Benzo(g,h,i)perylene	**0.012 U**	mg/kg	0.034	0.012	1	10/17/16 12:54	10/20/16 20:30	191-24-2	
Benzo(k)fluoranthene	**0.0074 U**	mg/kg	0.034	0.0074	1	10/17/16 12:54	10/20/16 20:30	207-08-9	
Chrysene	**0.012 U**	mg/kg	0.034	0.012	1	10/17/16 12:54	10/20/16 20:30	218-01-9	
Dibenz(a,h)anthracene	**0.017 U**	mg/kg	0.034	0.017	1	10/17/16 12:54	10/20/16 20:30	53-70-3	
Fluoranthene	**0.011 U**	mg/kg	0.034	0.011	1	10/17/16 12:54	10/20/16 20:30	206-44-0	
Fluorene	**0.016 U**	mg/kg	0.034	0.016	1	10/17/16 12:54	10/20/16 20:30	86-73-7	
Indeno(1,2,3-cd)pyrene	**0.017 U**	mg/kg	0.034	0.017	1	10/17/16 12:54	10/20/16 20:30	193-39-5	
1-Methylnaphthalene	**0.012 U**	mg/kg	0.034	0.012	1	10/17/16 12:54	10/20/16 20:30	90-12-0	
2-Methylnaphthalene	**0.014 U**	mg/kg	0.034	0.014	1	10/17/16 12:54	10/20/16 20:30	91-57-6	
Naphthalene	**0.011 U**	mg/kg	0.034	0.011	1	10/17/16 12:54	10/20/16 20:30	91-20-3	
Phenanthrene	**0.013 U**	mg/kg	0.034	0.013	1	10/17/16 12:54	10/20/16 20:30	85-01-8	
Pyrene	**0.017 U**	mg/kg	0.034	0.017	1	10/17/16 12:54	10/20/16 20:30	129-00-0	CU
Surrogates									
Nitrobenzene-d5 (S)	79	%	16-123		1	10/17/16 12:54	10/20/16 20:30	4165-60-0	
2-Fluorobiphenyl (S)	57	%	32-129		1	10/17/16 12:54	10/20/16 20:30	321-60-8	
Terphenyl-d14 (S)	69	%	38-138		1	10/17/16 12:54	10/20/16 20:30	1718-51-0	
Percent Moisture	Analytical Method: ASTM D2974-87								
Percent Moisture	**3.6**	%	0.10	0.10	1		10/20/16 07:45		

This report shall not be reproduced, except in full,
without the written consent of Pace Analytical Services, LLC.

Pace Analytical Services, LLC
5460 Beaumont Center Blvd - Suite 520
Tampa, FL 33634
(813)881-9401

QUALITY CONTROL DATA

Project: FTL Fire Station 045470000
Pace Project No.: 35270713

QC Batch: 326280 Analysis Method: EPA 8270
QC Batch Method: EPA 3546 Analysis Description: 8270 Solid MSSV Microwave Short Spike
Associated Lab Samples: 35270713001, 35270713002, 35270713003, 35270713004, 35270713005, 35270713006

METHOD BLANK: 1741557 Matrix: Solid
Associated Lab Samples: 35270713001, 35270713002, 35270713003, 35270713004, 35270713005, 35270713006

Parameter	Units	Blank Result	Reporting Limit	MDL	Analyzed	Qualifiers
1-Methylnaphthalene	mg/kg	0.012 U	0.033	0.012	10/19/16 19:24	
2-Methylnaphthalene	mg/kg	0.013 U	0.033	0.013	10/19/16 19:24	
Acenaphthene	mg/kg	0.012 U	0.033	0.012	10/19/16 19:24	
Acenaphthylene	mg/kg	0.010 U	0.033	0.010	10/19/16 19:24	
Anthracene	mg/kg	0.010 U	0.033	0.010	10/19/16 19:24	
Benzo(a)anthracene	mg/kg	0.0096 U	0.033	0.0096	10/19/16 19:24	
Benzo(a)pyrene	mg/kg	0.0039 U	0.033	0.0039	10/19/16 19:24	
Benzo(b)fluoranthene	mg/kg	0.025 U	0.033	0.025	10/19/16 19:24	
Benzo(g,h,i)perylene	mg/kg	0.012 U	0.033	0.012	10/19/16 19:24	
Benzo(k)fluoranthene	mg/kg	0.0071 U	0.033	0.0071	10/19/16 19:24	
Chrysene	mg/kg	0.012 U	0.033	0.012	10/19/16 19:24	
Dibenz(a,h)anthracene	mg/kg	0.017 U	0.033	0.017	10/19/16 19:24	
Fluoranthene	mg/kg	0.011 U	0.033	0.011	10/19/16 19:24	
Fluorene	mg/kg	0.015 U	0.033	0.015	10/19/16 19:24	
Indeno(1,2,3-cd)pyrene	mg/kg	0.017 U	0.033	0.017	10/19/16 19:24	
Naphthalene	mg/kg	0.011 U	0.033	0.011	10/19/16 19:24	
Phenanthrene	mg/kg	0.012 U	0.033	0.012	10/19/16 19:24	
Pyrene	mg/kg	0.017 U	0.033	0.017	10/19/16 19:24	
2-Fluorobiphenyl (S)	%	85	32-129		10/19/16 19:24	
Nitrobenzene-d5 (S)	%	121	16-123		10/19/16 19:24	
Terphenyl-d14 (S)	%	98	38-138		10/19/16 19:24	

LABORATORY CONTROL SAMPLE: 1741558

Parameter	Units	Spike Conc.	LCS Result	LCS % Rec	% Rec Limits	Qualifiers
1-Methylnaphthalene	mg/kg	1.7	1.4	87	27-123	
2-Methylnaphthalene	mg/kg	1.7	1.4	87	16-137	
Acenaphthene	mg/kg	1.7	1.4	83	37-120	
Acenaphthylene	mg/kg	1.7	1.5	88	41-120	
Anthracene	mg/kg	1.7	1.5	90	45-120	
Benzo(a)anthracene	mg/kg	1.7	1.5	92	44-120	
Benzo(a)pyrene	mg/kg	1.7	1.7	103	44-123	
Benzo(b)fluoranthene	mg/kg	1.7	1.8	108	37-124	
Benzo(g,h,i)perylene	mg/kg	1.7	1.7	102	42-125	
Benzo(k)fluoranthene	mg/kg	1.7	1.8	107	44-126	
Chrysene	mg/kg	1.7	1.5	90	45-120	
Dibenz(a,h)anthracene	mg/kg	1.7	2.0	118	43-124	
Fluoranthene	mg/kg	1.7	1.9	112	45-120	
Fluorene	mg/kg	1.7	1.5	91	42-120	
Indeno(1,2,3-cd)pyrene	mg/kg	1.7	1.8	109	43-123	

Results presented on this page are in the units indicated by the "Units" column except where an alternate unit is presented to the right of the result.

This report shall not be reproduced, except in full,
without the written consent of Pace Analytical Services, LLC.

Pace Analytical Services, LLC
5460 Beaumont Center Blvd - Suite 520
Tampa, FL 33634
(813)881-9401

QUALITY CONTROL DATA

Project: FTL Fire Station 045470000
Pace Project No.: 35270713

LABORATORY CONTROL SAMPLE: 1741558

Parameter	Units	Spike Conc.	LCS Result	LCS % Rec	% Rec Limits	Qualifiers
Naphthalene	mg/kg	1.7	1.3	79	40-120	
Phenanthrene	mg/kg	1.7	1.4	87	36-125	
Pyrene	mg/kg	1.7	1.9	113	41-123	
2-Fluorobiphenyl (S)	%			87	32-129	
Nitrobenzene-d5 (S)	%			115	16-123	
Terphenyl-d14 (S)	%			99	38-138	

MATRIX SPIKE & MATRIX SPIKE DUPLICATE: 1741823 1741824

Parameter	Units	35270736008 Result	MS Spike Conc.	MSD Spike Conc.	MS Result	MSD Result	MS % Rec	MSD % Rec	% Rec Limits	RPD	Max RPD	Qual
1-Methylnaphthalene	mg/kg	0.012 U	1.8	1.8	1.2	1.3	68	73	27-123	8	40	
2-Methylnaphthalene	mg/kg	0.014 U	1.8	1.8	1.4	1.3	79	78	16-137	1	40	
Acenaphthene	mg/kg	0.012 U	1.8	1.8	1.1	1.1	64	62	37-120	3	40	
Acenaphthylene	mg/kg	0.011 U	1.8	1.8	0.97	1.1	57	63	41-120	10	40	
Anthracene	mg/kg	0.010 U	1.8	1.8	1.2	1.3	68	74	45-120	8	40	
Benzo(a)anthracene	mg/kg	0.0099 U	1.8	1.8	1.2	1.3	72	77	44-120	6	40	
Benzo(a)pyrene	mg/kg	0.0040 U	1.8	1.8	1.4	1.6	81	90	44-123	11	40	
Benzo(b)fluoranthene	mg/kg	0.026 U	1.8	1.8	1.6	1.5	95	86	37-124	10	40	
Benzo(g,h,i)perylene	mg/kg	0.012 U	1.8	1.8	0.93	1.2	54	70	42-125	26	40	
Benzo(k)fluoranthene	mg/kg	0.0074 U	1.8	1.8	1.6	1.5	90	90	44-126	0	40	
Chrysene	mg/kg	0.012 U	1.8	1.8	1.2	1.2	69	72	45-120	3	40	
Dibenz(a,h)anthracene	mg/kg	0.017 U	1.8	1.8	1.4	1.4	80	81	43-124	2	40	
Fluoranthene	mg/kg	0.011 U	1.8	1.8	1.6	1.6	96	95	45-120	1	40	
Fluorene	mg/kg	0.015 U	1.8	1.8	1.3	1.3	77	77	42-120	0	40	
Indeno(1,2,3-cd)pyrene	mg/kg	0.017 U	1.8	1.8	1.2	1.2	72	70	43-123	4	40	
Naphthalene	mg/kg	0.011 U	1.8	1.8	1.0	1.1	58	63	40-120	8	40	
Phenanthrene	mg/kg	0.013 U	1.8	1.8	1.1	1.2	65	68	36-125	5	40	
Pyrene	mg/kg	0.017 U	1.8	1.8	1.5	1.6	90	95	41-123	5	40	
2-Fluorobiphenyl (S)	%						65	80	32-129			
Nitrobenzene-d5 (S)	%						109	138	16-123			J(S0)
Terphenyl-d14 (S)	%						78	103	38-138			

Results presented on this page are in the units indicated by the "Units" column except where an alternate unit is presented to the right of the result.

REPORT OF LABORATORY ANALYSIS

This report shall not be reproduced, except in full,
without the written consent of Pace Analytical Services, LLC.

Pace Analytical Services, LLC
5460 Beaumont Center Blvd - Suite 520
Tampa, FL 33634
(813)881-9401

BID 12189-983

QUALITY CONTROL DATA

Project: FTL Fire Station 045470000
Pace Project No.: 35270713

QC Batch: 327043 Analysis Method: ASTM D2974-87
QC Batch Method: ASTM D2974-87 Analysis Description: Dry Weight/Percent Moisture
Associated Lab Samples: 35270713001, 35270713002, 35270713003, 35270713004, 35270713005, 35270713006

SAMPLE DUPLICATE: 1745549

Parameter	Units	35270168001 Result	Dup Result	RPD	Max RPD	Qualifiers
Percent Moisture	%	98.9	98.8	0	10	

SAMPLE DUPLICATE: 1745550

Parameter	Units	35270713005 Result	Dup Result	RPD	Max RPD	Qualifiers
Percent Moisture	%	4.8	3.9	22	10	J(D6)

SAMPLE DUPLICATE: 1745551

Parameter	Units	35270988001 Result	Dup Result	RPD	Max RPD	Qualifiers
Percent Moisture	%	10.3	9.9	4	10	

SAMPLE DUPLICATE: 1745552

Parameter	Units	35271184008 Result	Dup Result	RPD	Max RPD	Qualifiers
Percent Moisture	%	9.6	9.8	2	10	

SAMPLE DUPLICATE: 1745553

Parameter	Units	35271184017 Result	Dup Result	RPD	Max RPD	Qualifiers
Percent Moisture	%	11.0	10.1	8	10	

SAMPLE DUPLICATE: 1745554

Parameter	Units	35271184026 Result	Dup Result	RPD	Max RPD	Qualifiers
Percent Moisture	%	13.1	15.4	16	10	J(D6)

Results presented on this page are in the units indicated by the "Units" column except where an alternate unit is presented to the right of the result.

REPORT OF LABORATORY ANALYSIS

This report shall not be reproduced, except in full,
without the written consent of Pace Analytical Services, LLC.

Pace Analytical Services, LLC
5460 Beaumont Center Blvd - Suite 520
Tampa, FL 33634
(813)881-9401

QUALIFIERS

Project: FTL Fire Station 045470000
Pace Project No.: 35270713

DEFINITIONS

DF - Dilution Factor, if reported, represents the factor applied to the reported data due to dilution of the sample aliquot.

ND - Not Detected at or above adjusted reporting limit.

MDL - Adjusted Method Detection Limit.

PQL - Practical Quantitation Limit.

RL - Reporting Limit.

S - Surrogate

1,2-Diphenylhydrazine decomposes to and cannot be separated from Azobenzene using Method 8270. The result for each analyte is a combined concentration.

Consistent with EPA guidelines, unrounded data are displayed and have been used to calculate % recovery and RPD values.

LCS(D) - Laboratory Control Sample (Duplicate)

MS(D) - Matrix Spike (Duplicate)

DUP - Sample Duplicate

RPD - Relative Percent Difference

NC - Not Calculable.

SG - Silica Gel - Clean-Up

U - Indicates the compound was analyzed for, but not detected.

N-Nitrosodiphenylamine decomposes and cannot be separated from Diphenylamine using Method 8270. The result reported for each analyte is a combined concentration.

Pace Analytical is TNI accredited. Contact your Pace PM for the current list of accredited analytes.

TNI - The NELAC Institute.

LABORATORIES

PASI-O	Pace Analytical Services - Ormond Beach

ANALYTE QUALIFIERS

I	The reported value is between the laboratory method detection limit and the laboratory practical quantitation limit.
U	Compound was analyzed for but not detected.
CU	The continuing calibration for this compound is outside of Pace Analytical acceptance limits. Analyte presence below reporting limits in associated samples. Results unaffected by high bias.
J(D6)	Estimated Value. The relative percent difference (RPD) between the sample and sample duplicate exceeded laboratory control limits.
J(S0)	Estimated Value. Surrogate recovery outside laboratory control limits.
J(S2)	Estimated Value. Surrogate recovery outside laboratory control limits due to matrix interferences (confirmed by similar results from sample re-analysis).

This report shall not be reproduced, except in full,
without the written consent of Pace Analytical Services, LLC.

Pace Analytical Services, LLC
5460 Beaumont Center Blvd - Suite 520
Tampa, FL 33634
(813)881-9401

QUALITY CONTROL DATA CROSS REFERENCE TABLE

Project: FTL Fire Station 045470000
Pace Project No.: 35270713

Lab ID	Sample ID	QC Batch Method	QC Batch	Analytical Method	Analytical Batch
35270713001	**SB-113 (0.5')**	EPA 3546	326280	EPA 8270	326981
35270713002	**SB-114 (0.5')**	EPA 3546	326280	EPA 8270	326981
35270713003	**SB-115 (0.5')**	EPA 3546	326280	EPA 8270	326981
35270713004	**SB-113 (2')**	EPA 3546	326280	EPA 8270	326981
35270713005	**SB-114 (2')**	EPA 3546	326280	EPA 8270	326981
35270713006	**SB-115 (2')**	EPA 3546	326280	EPA 8270	326981
35270713001	**SB-113 (0.5')**	ASTM D2974-87	327043		
35270713002	**SB-114 (0.5')**	ASTM D2974-87	327043		
35270713003	**SB-115 (0.5')**	ASTM D2974-87	327043		
35270713004	**SB-113 (2')**	ASTM D2974-87	327043		
35270713005	**SB-114 (2')**	ASTM D2974-87	327043		
35270713006	**SB-115 (2')**	ASTM D2974-87	327043		

This report shall not be reproduced, except in full,
without the written consent of Pace Analytical Services, LLC.

Pace Analytical®
www.pacelabs.com

WO# : 35270713

35270713

USTODY RECORD

Quote:_____ Page 1 of 1

Container Type Codes

AV	Amber Vial	ES	Encore Sampler
CV	Clear Vial	PPV	Prepreserved vial
P	Plastic	PL C	Plastic container
AL	Amber Liter	PL J	Plastic Jar
CL	Clear Liter	Z	Ziploc bag
AP	Amber Plastic	TB	Tedlar bag
AG	Amber Glass	WP	Whirl pak
SJ	Soil Jar	G	Gallon Jug
Other_____		TC	Terra-core

PPV Prepreserved vial
Size(s): 2oz, 4oz, 8oz, 16oz, 32oz or 1L other_____
40ml 500ml 250ml 125 ml
Example: 4ozP = 4oz Plastic, 8ozSJ= 8oz Soil Jar

Company Name: Kimley-Horn PO#
Address: 655 N. Franklin St. Suite 150
City: Tampa State: FL Zip: 33602
Attn: Rick Browne Fax#
email: rick.browne@kimley-horn.com Phone: 813-635-5559
Project Name: FTL Fire Station Proj # 045470000
Sampler Signature: [signature] Circle One Event: Daily Weekly Monthly Quartely Semi-Annual Annual N/A

LAB ANALYSIS

Sample #	Sample ID	Collect Date	Collect Time	Matrix Code*	Field Filtered	Integrity OK(Y/N)	Total # of containers	Parameters	PAHs									EXAMPLE Diss. Lead 6010
									# of Containers Size/Type									1 16ozP
1	SB-113 (0.5')	10-13-16	0940	SL			1		☒	☐	☐	☐	☐	☐	☐	☐	☐	
2	SB-114 (0.5')	↓	0950	↓			1		☒	☐	☐	☐	☐	☐	☐	☐	☐	
3	SB-115 (0.5')	↓	0930	↓			1		☒	☐	☐	☐	☐	☐	☐	☐	☐	
4	SB-113 (2')	↓	0942	↓			1		☒	☐	☐	☐	☐	☐	☐	☐	☐	
5	SB-114 (2')	↓	0952	↓			1		☒	☐	☐	☐	☐	☐	☐	☐	☐	
6	SB-115 (2')	↓	0932	↓			1		☒	☐	☐	☐	☐	☐	☐	☐	☐	
7									☐	☐	☐	☐	☐	☐	☐	☐	☐	
8									☐	☐	☐	☐	☐	☐	☐	☐	☐	
9									☐	☐	☐	☐	☐	☐	☐	☐	☐	
10									☐	☐	☐	☐	☐	☐	☐	☐	☐	

Matrix Codes

SD	Solid Waste	OL	Oil
GW	Ground Water	SL	Sludge
EFF	Effluent	SO	Soil Sediment
AFW	Analyte Free H20	AQ	Aqueous
WW	Waste Water	NA	Nonaqueous
DW	Drinking Water	PE	Petroleum
SW	Surface Water	O	Other_____ (Please specify)
ML	Misc. Liquid		

Preservative Type Codes

A. None	E. HCL	I. Ice
B. HNO3	F. MeOH	J. MCAA
C. H2SO4	G. Na2S2O3	K. Zn Acetate
D. NaOH	H. NaHSO4	O. Other

REMARKS

Circle T.A.T. REQUEST (Rush Fees Approved) Standard	RUSH	Short Hold	Circle QA/QC Report Level	EDD (Fees May Apply)		COC Condition	Required State Certification	Coolers #'s - Temp °C
Y N	Today 1D 2D 3D 4D 5D ___	Y____ N____	1 2 3 4 CLP AFCEE QAPP Other_____	ADaPT SEDD ERPIMS TSV CSV Other_____		OK Incomplete	FL GA SC NC NJ PA LA TX IL ___	1 ___ 2 ___ 3 ___ 4 ___ 5 ___

Item	Relinquished by	Affiliation	Date	Time	Received by	Affiliation	Date	Time
1	[signature]	KHA	10-1	0905	[signature]	Pace	10/14/16	0905
2	[signature]	10/14/16 Pace	2000	2000	Flex	Flex	10/14/16	2000
3	FLX	RB	10/15/16	0014	[signature]	Pace	10/15/16	0014
4								

Lab Use Only	YES	NO	N/A
Non-Conformance Found?			
Samples INTACT upon arrival?			
Received on Wet Ice?			
Proper Preservatives Indicated?			
Received within holding time?			
Custody seals Intact?			
Volatiles rec'd without headspace?			
Proper Containers Used?			

Pompano Lab 954-582-4300 Revision: F•ALL•C•007- Rev.00 C.O.C. Serial # 103982

Temp -1.0

Pace Analytical Florida Laboratory	Document Name: Sample Condition Upon Receipt Form	Document Revised: August 10, 2016
	Document No.: F-FL-C-007 rev. 10	Issuing Authority: Pace Florida Quality Office

Sample Condition Upon Receipt Form (SCUR)

Project # WO#: 35270713

Project Manager: PM: MFV **Due Date:** 10/21/16

Client: CLIENT: 37-KIHOTA

Date and Initials of person:
Examining contents: CLG
Label: 10/15/16
Deliver:
pH: N/A

Thermometer Used: T-269 Date: 10/15/16 Time: 00:14 Initials: CLG

Samples shorted to lab (If Yes, complete) Shorted Date:_____ Shorted Time:_____ Qty:_____

Cooler #1 Temp.°C	1.9 (Visual)	0.2 (Correction Factor)	2.1 (Actual)	☑ Samples on ice, cooling process has begun
Cooler #2 Temp.°C	_____ (Visual)	_____ (Correction Factor)	_____ (Actual)	☐ Samples on ice, cooling process has begun
Cooler #3 Temp.°C	_____ (Visual)	_____ (Correction Factor)	_____ (Actual)	☐ Samples on ice, cooling process has begun
Cooler #4 Temp.°C	_____ (Visual)	_____ (Correction Factor)	_____ (Actual)	☐ Samples on ice, cooling process has begun
Cooler #5 Temp.°C	_____ (Visual)	_____ (Correction Factor)	_____ (Actual)	☐ Samples on ice, cooling process has begun
Cooler #6 Temp.°C	_____ (Visual)	_____ (Correction Factor)	_____ (Actual)	☐ Samples on ice, cooling process has begun

Courier: ☐ Fed Ex ☐ UPS ☐ USPS ☐ Client ☑ Commercial ☐ Pace ☐ Other_____

Shipping Method: ☐ First Overnight ☐ Priority Overnight ☐ Standard Overnight ☐ Ground ☐ Other_____

Billing: ☐ Recipient ☐ Sender ☐ Third Party ☐ Unknown

Tracking # _____

Custody Seal on Cooler/Box Present: ☐ Yes ☑ No **Seals intact:** ☐ Yes ☐ No **Ice:** (Wet) Blue None

Packing Material: ☐ Bubble Wrap ☑ Bubble Bags ☐ None ☐ Other_____

		Comments:
Chain of Custody Present	☑Yes ☐ No ☐N/A	
Chain of Custody Filled Out	☑Yes ☐ No ☐N/A	
Relinquished Signature & Sampler Name COC	☑Yes ☐ No ☐N/A	
Samples Arrived within Hold Time	☑Yes ☐ No ☐N/A	
Rush TAT requested on COC	☐Yes ☑ No ☐N/A	
Sufficient Volume	☑Yes ☐ No ☐N/A	
Correct Containers Used	☑Yes ☐ No ☐N/A	
Containers Intact	☑Yes ☐ No ☐N/A	
Sample Labels match COC (sample IDs & date/time of collection)	☑Yes ☐ No ☐N/A	
All containers needing acid/base preservation have been checked.	☐Yes ☐ No ☑N/A	Preservation Information:
All Containers needing preservation are found to be in compliance with EPA recommendation: Exceptions: VOA, Coliform, TOC, O&G, Carbamates	☐Yes ☐ No ☑N/A	Preservative:_____ Lot #/Trace #:_____ Date:_____ Time:_____ Initials:_____
Headspace in VOA Vials? (>6mm):	☐Yes ☐ No ☑N/A	
Trip Blank Present:	☐Yes ☐ No ☑N/A	

Client Notification/ Resolution:

Person Contacted:_____ Date/Time:_____

Comments/ Resolution (use back for additional comments):_____

Project Manager Review:_____ Date:_____

Benzo(a)pyrene Conversion Table

For Direct Exposure Soil Cleanup Target Levels

Instructions can be found below the table

Facility/Site Name:	City Fort Lauderdale
Site Location:	
Facility/Site ID No.:	EAR # 1256

SCTL Type	Value	Units
Residential Direct Exposure SCTL	0.1	mg/kg
Industrial Direct Exposure SCTL	0.7	mg/kg
Alternative SCTL (Optional)		mg/kg
Site Specific Background (Optional)		mg/kg

TEF = Toxic Equivalency Factor

	Soil Sample #	SB-101 (0-5)	SB-101 (2)	SB-113 (2')	SB-115 (0.5')						
	Sample Date										
	Sample Location:										
	Depth (ft):	0.5	2	2	0.5						
Contaminant Concentrations											
Contaminant	**TEF**	SB-101 (0-5) (mg/kg)	SB-101 (2) (mg/kg)	SB-113 (2') (mg/kg)	SB-115 (0.5') (mg/kg)						
Benzo(a)pyrene	1.0	4.5	0.22	0.009	1.7						
Benzo(a)anthracene	0.1	5.9	0.28	0.005	**2.0**						
Benzo(b)fluoranthene	0.1	5.8	0.29	0.015	**2.7**						
Benzo(k)fluoranthene	0.01	2.4	0.18	0.0042	**1.1**						
Chrysene	0.001	5.3	0.25	0.007	1.6						
Dibenz(a,h)anthracene	1.0	0.66	0.0044	0.01	0.37						
Indeno(1,2,3-cd)pyrene	0.1	2.2	0.07	0.01	0.91						
Benzo(a)pyrene Equivalents											
Contaminant	**TEF**	(mg/kg)	(mg/kg)	(mg/kg)	(mg/kg)						
Benzo(a)pyrene	1.0	4.5000	0.2200	0.0090	1.7000	0.0000	0.0000	0.0000	0.0000	0.0000	0.0000
Benzo(a)anthracene	0.1	0.5900	0.0280	0.0005	0.2000	0.0000	0.0000	0.0000	0.0000	0.0000	0.0000
Benzo(b)fluoranthene	0.1	0.5800	0.0290	0.0015	0.2700	0.0000	0.0000	0.0000	0.0000	0.0000	0.0000
Benzo(k)fluoranthene	0.01	0.0240	0.0018	0.0000	0.0110	0.0000	0.0000	0.0000	0.0000	0.0000	0.0000
Chrysene	0.001	0.0053	0.0003	0.0000	0.0016	0.0000	0.0000	0.0000	0.0000	0.0000	0.0000
Dibenz(a,h)anthracene	1.0	0.6600	0.0044	0.0100	0.3700	0.0000	0.0000	0.0000	0.0000	0.0000	0.0000
Indeno(1,2,3-cd)pyrene	0.1	0.2200	0.0070	0.0010	0.0910	0.0000	0.0000	0.0000	0.0000	0.0000	0.0000
Total Equivalents											
Total Benzo(a)pyrene Equivalents		**6.6**	**0.3**	**0.0**	**2.6**	**0.0**	**0.0**	**0.0**	**0.0**	**0.0**	**0.0**
Comparisons to SCTLs											
Does This Sample Exceed:		**SB-101 (0-5) (mg/kg)**	**SB-101 (2) (mg/kg)**	**SB-113 (2') (mg/kg)**	**SB-115 (0.5') (mg/kg)**						
The Residential Direct Exposure SCTL of 0.1 mg/kg?		**EXCEEDS**	**EXCEEDS**	**OK**	**EXCEEDS**	**OK**	**OK**	**OK**	**OK**	**OK**	**OK**
The Industrial Direct Exposure SCTL of 0.7 mg/kg?		**EXCEEDS**	**OK**	**OK**	**EXCEEDS**	**OK**	**OK**	**OK**	**OK**	**OK**	**OK**
No Alternative SCTL Given		**N/A**	**N/A**	**N/A**	**N/A**	**N/A**	**N/A**	**N/A**	**N/A**	**N/A**	**N/A**
No Site Specific Background Given		**N/A**	**N/A**	**N/A**	**N/A**	**N/A**	**N/A**	**N/A**	**N/A**	**N/A**	**N/A**

APPENDIX H

Well Survey Information
City of Fort Lauderdale Fire Station Site
1717 SW 1st Avenue, Fort Lauderdale, Florida
EAR # 1256

PERMIT NO	PERMIT_STATUS	PROJECT NAME	LANDUSES	Owner	comments	Depth (ft)	Diameter (in)	Flow (GPM)
06-01971-W	PERMIT EXPIRED/CANCELLED	Checkers Site	Industrial	Checkers 1201 S Federal Highway Ft. Lauderdale FL				
06-04263-W	ACTIVE	Cooling Tower Make Up Water	Industrial	Broward Health Medical	Used for make up water not used since 2011. Wells 2 and 3 400 ft from NE corner of the Site	2-in and 8-in wells = 67	2 and 8	2-in well = 55 8-in well = 300
06-04263-W	ACTIVE	Cooling Tower Make Up Water	Industrial	North Broward Hospital District				
06-04263-W	ACTIVE	Broward General Medical Center Expansion	Industrial	North Broward Hospital District				
06-05908-W	PERMIT EXPIRED/CANCELLED	Broward Health	Dewatering	Florida Power & Light Co.				
06-05943-W	PERMIT EXPIRED/CANCELLED	B P Lauderdale #596	Dewatering	BP				
06-07034-W	PERMIT EXPIRED/CANCELLED	S Andrews Ave & N E 17th St Large Water Main Replacement	Dewatering	Fort Lauderdale Public Works Dept				
06-07273-W	ACTIVE	G C H H Irrigation	Landscape	North Broward Hospital District	1100 feet east of site	60	2	50

APPENDIX I

Sample SB-101 (0.5)

Sample SB-101 (0.5) close-up



Environmental Protection and Growth Management Department
POLLUTION PREVENTION DIVISION
One North University Drive, Suite 203, Plantation, Florida 33324
954-519-1260 • Fax 954-765-4804

January 18, 2017

Mr. Paul A. Berg
City of Fort Lauderdale
100 N. Andrews Avenue
Fort Lauderdale, FL 33301
Also via email: pberg@fortlauderdale.gov

Re: Site Assessment Report
City of Fort Lauderdale Fire Station
1717 SW 1st Avenue, Fort Lauderdale; EAR License No. 1256

Dear Mr. Berg:

The Broward County Pollution Prevention Division (Division) has reviewed the Site Assessment Report for the referenced site, dated and received on November 28, 2016, inclusive of supplemental information received on December 15, 2016, prepared by Kimley-Horn and Associates, Inc. The SAR was submitted to document the extent of polynuclear aromatic hydrocarbon contamination in site soils.

The Division hereby approves the SAR, as the requirements for site assessment pursuant to Section 62-780.600, Florida Administrative Code (F.A.C.) have been adequately fulfilled. In addition, the Division concurs with the proposed plan to prepare a soil management plan prior to construction activities and also acknowledges that a dewatering plan may be submitted to the Division if future construction activities warrant such a plan. Please note the following comments:

- A formal No Further Action with Controls (NFAC) proposal is necessary if no remedial measures are planned to address the soil contamination.

- The NFAC proposal should contain the details of engineering and institutional controls to be used in accordance with Chapter 62-780.680 FAC.

Please submit a NFAC proposal within 90 days of this review letter. Accordingly, the NFAC proposal is hereby due to the Division by **April 18, 2017**. Any requests for an extension of this due date should be made in writing (email is adequate) at least 20 days prior to the due date; please also be reminded that the Division must receive written notification (again, email is adequate) at least three (3) business days prior to conducting field activities. Should you have any questions regarding this review please feel free to contact me directly at (954) 519-1439 or padak@broward.org.

Sincerely,
POLLUTION PREVENTION, REMEDIATION AND AIR QUALITY DIVISION

Probas Adak, P.E.
Licensed Engineer

ec: Luisa Fernanda Arbeláez, PE, PMP, City of Fort Lauderdale
David Goldman, P.G., Kimley-Horn and Associates, Inc.

Broward County Board of County Commissioners
Mark D. Bogen • Beam Furr • Steve Geller • Dale V.C. Holness • Chip LaMarca • Nan H. Rich • Tim Ryan • Barbara Sharief • Michael Udine
www.broward.org

This instrument prepared by:
Gustavo Ceballos
Assistant City Attorney
City of Fort Lauderdale
100 North Andrews Avenue
Fort Lauderdale, FL 33301

DECLARATION OF RESTRICTIVE COVENANT

THIS DECLARATION OF RESTRICTIVE COVENANT (hereinafter "Declaration") is made this day of , 2017 by City of Fort Lauderdale, a Florida municipal corporation (hereinafter "GRANTOR") and Broward County, a political subdivision of the State of Florida, by and through its Environmental Protection and Growth Management Department, Environmental Engineering and Permitting Division(hereinafter "EEPD"). The GRANTOR and the EEPD are the "PARTIES" Under this Declaration.

RECITALS

A. GRANTOR is the fee simple owner of that certain real property situated in the County of Broward, State of Florida, more particularly described in Exhibit "A" attached hereto and made a part hereof (hereinafter the "Property")

B. The EEPD issued an Environmental Assessment and Remediation ("EAR") License No 1256, to Grantor for the Property. This Declaration addresses the discovery of arsenic in groundwater and benzo(a)pyrene equivalents in soil on the Property.

C. The Property was formerly used by Florida East Coast (FEC) Railway freight yard, and a series of transport, trucking, and shipping companies. There are no records of the storage or use of petroleum products or hazardous material at the Property. Benzo(a)pyrene impacts to soil were identified at certain locations on the Property. An arsenic groundwater contaminant plume may be present beneath the Property. Both the benzo(a)pyrene and arsenic are considered to be related to anthropogenic, non-point source type releases associated with past land use activities. Environmental conditions on the Property are documented in the following reports that are incorporated by reference

1. *Site Assessment Report dated November 28, 2016, submitted by Kimley-Horn and Associates, Inc.; and*
2. *No Further Action with Conditions Proposal dated April 18, 2017, submitted by Kimley-Horn and Associates*

D. The reports noted in Recital C set forth the nature and extent of the contamination described in Recital C that is located on the Property. These reports confirm that contaminated soil as defined by Chapter 62-780, Florida Administrative Code (F.A.C.), exists on the Property. The soil exceeds the Direct Exposure Commercial-

Industrial Soil Cleanup Target Level as defined in Chapter 62-777 F.A.C. The benzo(a) pyrene impacts will be addressed through application of an engineering control. The reports document the high potential for arsenic to be present in groundwater on the Property.

E. It is the intent of the restrictions in this Declaration to reduce or eliminate the risk of exposure of users or occupants of the Property and the environment to the contaminants and to reduce or eliminate the threat of migration of the contaminants.

F. EEPD has agreed to issue a No Further Action with Controls Approval (hereinafter "NFAC Approval") upon recordation of this Declaration, and EEPD can unilaterally revoke the Order if the conditions of this Declaration or of the Order are not met. Additionally, if concentrations of benzo(a)pyrene and arsenic increase above the levels approved in the Order, or if a subsequent discharge occurs at the Property, EEPD may require site rehabilitation to reduce concentrations of contamination to the levels allowed by the applicable department rules. The NFAC Approval relating to EAR License No. 1256, as applicable is on file at the EEPD at One North University Drive, Plantation, Florida 33324.

G. GRANTOR deems it desirable and in the best interest of all present and future owners of the Property that an NFAC Approval be obtained and that the Property be held subject to certain restrictions and engineering controls, all of which are more particularly hereinafter set forth.

NOW, THEREFORE, *to* induce EEPD to issue the NFAC Approval and for other good and valuable consideration, the receipt and sufficiency of which are hereby acknowledged by each of the undersigned parties, GRANTOR agrees as follows:

1. The foregoing recitals are true and correct and are incorporated herein by reference.

2. GRANTOR hereby imposes on the Property the following restrictions:

GROUNDWATER USE RESTRICTIONS

a. There shall be no use of the groundwater under the Property. There shall be no drilling for water conducted on the Property, nor shall any wells be installed on the Property, other than monitoring or other wells pre-approved in writing by the EEPD, in addition to any authorizations required by Broward County, the Division of Water Resource Management, and the Water Management Districts. For any dewatering activities, a plan approved by EEPD must be in place to address and ensure the appropriate handling, treatment, and disposal of any extracted groundwater that may be contaminated.

SOIL RESTRICTIONS AND REQUIREMENTS

b.i. The "Area of Soil Contamination" as located on the *portion of* the Property as shown on Exhibit B shall be permanently covered and maintained with an impervious surface or minimum of two (2) feet of clean soil cap that prevents human exposure. The clean soil cap may consist of either two feet of clean fill or minimum of one foot of clean fill placed on top of an orange demarcation barrier consisting of US Fabrics OD 5340 or similar type product. An Engineering Control Maintenance Plan (ECMP) has been approved by the EEPD. The ECMP specifies the frequency of inspections and monitoring for the Engineering Control and the criteria for determining when the Engineering Control has failed. The Engineering Control shall be maintained in accordance with the ECMP as it may be amended upon the prior written consent of the EEPD.

b.ii. Excavation and construction below the Engineering Control is not prohibited on the Soil Contamination Area provided any contaminated soils that are excavated are removed and properly disposed of pursuant to Chapter 62-780, F.A.C., and any other applicable local, state, and federal requirements. Nothing herein shall limit any other legal requirements regarding construction methods and precautions that must be taken to minimize risk of exposure while conducting work in contaminated areas. For any dewatering activities, a plan pre-approved by the EEPD's must be in place to address and ensure the appropriate handling, treatment, and disposal of any extracted groundwater that may be contaminated.

3. In the remaining paragraphs, all references to "GRANTOR" and "EEPD" shall also mean and refer to their respective successors and assigns.

4. For the purpose of monitoring the restrictions contained herein, EEPD is hereby granted a right of entry upon, over and through and access to the Property at reasonable times and with reasonable notice to GRANTOR. Access to the Property is granted by an adjacent public right of way.

5. It is the intention of GRANTOR that this Declaration shall touch and concern the Property, run with the land and with the title to the Property, and shall apply to and be binding upon and inure to the benefit of GRANTOR and Broward County, and to any and all parties hereafter having any right, title or interest in the Property or any part thereof. Broward County may enforce the terms and conditions of this Declaration by injunctive relief and other appropriate available legal remedies. Any forbearance on behalf of Broward County to exercise its right in the event of the failure of GRANTOR to comply with the provisions of this Declaration shall not be deemed or construed to be a waiver of Broward County's rights hereunder. This Declaration shall continue in perpetuity, unless otherwise modified in writing by GRANTOR and Broward County, by and through EEPD, as provided in paragraph 7 hereof. These restrictions may also be enforced in a court of competent jurisdiction by any other person, firm, corporation, or governmental agency that is substantially benefited by these restrictions. If GRANTOR does not or will not be able to comply with any or all of the provisions of this Declaration, GRANTOR shall notify

EEPD in writing within three (3) calendar days. Additionally, GRANTOR shall notify EEPD thirty (30) days prior to any conveyance or sale, granting or transferring the Property or portion thereof, to any heirs, successors, assigns or grantees, including, without limitation, the conveyance of any security interest in said Property.

6. In order to ensure the perpetual nature of this Declaration, GRANTOR shall record this Declaration, and GRANTOR shall reference these restrictions in any subsequent lease or deed of conveyance, including the recording book and page of record of this Declaration. Furthermore, prior to the entry into a landlord-tenant relationship with respect to the Property, GRANTOR agrees to notify in writing all proposed tenants of the Property of the existence and contents of this Declaration of Restrictive Covenant.

7. This Declaration is binding until a release of covenant is executed by the EEPD (or designee) and is recorded in the public records of the county in which the land is located. To receive prior approval from the EEPD to remove any requirement herein, cleanup target levels established pursuant to Florida Statutes and EEPD rules must be achieved. This Declaration may be modified in writing only. Any subsequent amendments must be executed by both GRANTOR and EEPD and be recorded by GRANTOR as an amendment hereto.

8. If any provision of this Declaration is held to be invalid by any court of competent jurisdiction, the invalidity of that provision shall not affect the validity of any other provisions of the Declaration. All such other provisions shall continue unimpaired in full force and effect.

9. GRANTOR covenants and represents that on the date of execution of this Declaration that GRANTOR is seized of the Property in fee simple and has good right to create, establish, and impose this restrictive covenant on the use of the Property. GRANTOR also covenants and warrants that the Property is free and clear of any and all liens, mortgages, or encumbrances that could impair GRANTOR'S rights to impose the restrictive covenant described in this Declaration.

REMAINDER OF PAGE INTENTIONALLY LEFT BLANK

IN WITNESS WHEREOF, CITY OF FORT LAUDERDALE, a Florida municipal corporation has executed this instrument, this _____ day of _____, 2017.

Signed, sealed and delivered in the presence of:

Witnesses:

_____

_____

Print or Type Name

Date:_____

_____

_____

Print or Type Name

Date:_____

ATTEST:

_____

Jeffrey A. Modarelli, City Clerk

CITY OF FORT LAUDERDALE, a Florida municipal corporation

By: _____

Lee Feldman, City Manager

Date:_____

APPROVED AS TO FORM:

Cynthia A. Everett, City Attorney

_____

Gustavo Ceballos, Assistant City Attorney

Date:_____

STATE OF FLORIDA
COUNTY OF BROWARD

The foregoing instrument was acknowledged before me this _____ day of _____, 2018, by Lee Feldman, City Manager of the City of Fort Lauderdale. They are personally known to me or have produced valid Florida drivers' licenses as identification.

(SEAL)

_____

Notary Public, State of Florida

(Signature of Notary taking Acknowledgment)

_____

Name of Notary Typed, Printed or Stamped

My Commission Expires:

_____

Commission Number

IN WITNESS WHEREOF, BROWARD COUNTY, by and through its Environmental Engineering and Permitting Division, has executed this instrument, this _____ day of _____, 20__ to acknowledge its consent to this Declaration by City of Fort Lauderdale.

Signed, sealed and delivered in the presence of:

Witnesses:

_____

_____
Print or Type Name
Date:_____

_____

_____
Print or Type Name
Date:_____

BROWARD COUNTY, by and through its ENVIRONMENTAL ENGINEERING AND PERMITTING DIVISION

By: _____
Name: _____
Title: _____
Date:_____

Approved as to form by:
Joni Armstrong Coffey
Broward County Attorney
Governmental Center, Suite 423
115 South Andrews Avenue
Fort Lauderdale, Florida 33301
Telephone (954) 357-7600
Fax: (954) 357-7641

By:_____.
Benjamin D. Crego
Assistant County Attorney
Date: _____

STATE OF _____)
COUNTY OF _____)

The foregoing instrument was acknowledged before me this _____ day of ____, 2017, by _____ as representative for Broward County Environmental Engineering And Permitting Division. Personally Known _____ OR Produced Identification _____. Type of Identification Produced_____.

_____
Signature of Notary Public

_____
Print Name of Notary Public

Commission No. _____
Commission Expires: _____

City of Fort Lauderdale Fire Station

1717 SW 1st Avenue Fort Lauderdale, Florida, 33315

Broward County EAR License No. 1256

Engineering Controls Maintenance Plan

Total Benzo (a) pyrene equivalents (BAP) soil is present on the Site. An Engineering Control consisting of either a clean soil cap or impervious surfaces in the form of asphalt or concrete will be constructed and maintained (see attached exhibit) over the impacted soil. The clean soil cap may consist of either two feet of clean fill or minimum of one foot of clean fill placed on top of an orange demarcation barrier consisting of US Fabrics OD 5340 or similar type product. The engineering control insures there will be no exposure of the contaminated soil to humans. Upon completion of the construction, the following maintenance plan shall be conducted.

Procedures for Disturbance of the Cap:

1. The Engineer shall be notified 72 hours prior to any cap disturbance.
2. Any disturbance of the cap and excavation beneath the cap requires the following:
    a. Soil that is excavated from beneath the cap shall be collected and placed back in the excavation. Excess soil that cannot be placed in the excavation will be disposed at a Class I landfill or licensed disposal facility.
    b. The disturbed cap shall be resorted with similar material and into the original configuration.
3. The Engineer shall inspect the cap after disturbance to insure the cap has been properly repaired.

Maintenance and Inspection Plan:

1. A certified professional engineer in the State of Florida will perform visual inspection of the Engineering Control annually on or about November 1.
2. The person performing the inspection shall verify that the Engineering Control has not been removed, breached, or there is evidence of an imminent threat of being breached to the extent there is a potential for human exposure.
3. If removal of the Engineering Control has occurred or there is a breach in the control, or imminent threat of breach of the control resulting in human possible exposure, then the responsible

Engineer will take immediate action to notify the responsible party to replace or repair the Engineering Control immediately.

Certification: This Engineering Control was inspected by me, (print or type name)

_____ on (date) _____ and was found to be (check one per category)

Soil Cap

_____ intact, _____ in need of repair or replacement

Signature:_____ Date: _____

City of Fort Lauderdale Fire Station

1717 SW 1st Avenue Fort Lauderdale, Florida, 33315

Broward County EAR License No. 1256

Engineering Controls Maintenance Plan

Professional Engineer's Certification

This is to certify that the Engineering Control Maintenance Plan for this facility has been developed by me and found to conform to sound engineering principles and Florida Department of Environmental Protection, Division of Waste Management, Institutional Controls Procedures Guidance, Attachment 31: Engineering Controls Reporting and Monitoring requirements dated November 2013.

In my professional judgment, the Engineering Control Maintenance Plan, when properly implemented, will comply with the guidance listed above.

(Insert Engineer name here)

_____ _____

Signature Date

CITY OF FORT LAUDERDALE

FIRE STATION 8

IT STRUCTURED CABLING SPECIFICATIONS

INFORMATION TECHNOLOGY SERVICES DEPARTMENT

IT STRUCTURED CABLING DESIGN SPECIFICATIONS

Project Number: 1429 | **Revision:** 1.4 | **Revision Date:** 3/13/18

General Information

1. This document is intended to provide technology design recommendations for the implementation of the telecommunication infrastructure in new or remodeled City of Fort Lauderdale buildings.
2. If any information pertaining to installation practices is not in accordance with the code and/or interpretation of the Authority Having Jurisdiction, then the related information contained in the document shall be considered a recommendation only. The installation contractor shall have the sole responsibility to provide and install all necessary requirements of the AHJ.
3. If cubicle type furniture will be used, a meeting should be scheduled between the City's cabling contractor and the selected furniture vendor to decide on the voice/data cabling and whip type before the final furniture selection is made.
4. All cabling for data and CATV drops shall be provided by the City's cabling contractor.

Electrical and Grounding

1. All labor and materials for grounding installations shall be per BICSI, EIA/TIA and NEC standards. All external grounds shall be bonded together as a cohesive ground network and be brought into the building to one point, the Master Ground Buss. This includes, but is not limited to, water pipe grounds, fence grounds, gate opener grounds and power utility neutral grounds.
2. As part of the building electrical and grounding plan, a master ground buss shall be installed in the main electrical room. All grounds from other parts of the building will route directly back to this master ground buss. No ground wire shall be installed in metallic conduit or sleeving without providing bonding between the metallic conduit and the ground wire at both ends of the conduit as described in paragraph 3. Ground wires for surge suppression shall not be run in conduit with other wires.
3. Install a telecommunication main bonding cable of a minimum 3/0 CU and routed from the Master Ground Buss in the main electrical room to a telecommunications ground buss bar. The cable shall be run in as direct and straight a path as possible. The cable shall be run with no more than 3 bends. Unavoidable bends shall be no smaller than 18-inch radius. In no case shall the ground cable go up in its downward path to the master ground buss in the main electrical room. This grounding cable shall not be routed in conduit with other cables or conductors. Non-metallic conduit is preferred. If the 3-0 CU ground cable is run within metallic conduit, the cable shall be bonded to both ends of the conduit in a direct short path without any bends in the bonding connection. This bond shall be accomplished with a conductor of no less than No. 4 AWG CU and no more than 3 inches in length. The telecommunications ground buss shall be mounted 12 inches above the floor and centered on the backboard.
4. Install one (1) #6 ground, terminated at each equipment rack and connected to the Telecommunications Ground Buss. All racks shall be bonded together.
5. Install five (5) 3-wire 120V 20A AC quadplex electrical outlets with isolated ground. Each quadplex outlet shall be on a separate circuit. Locate outlet(s) as shown in the "Telecommunications Room Layout" diagram below. Each outlet shall be protected by generator power.
6. Install six (6), two (2) per rack, 3-wire 120V 20A AC NEMA 5-30R whip. The whip shall extend from the ceiling to 1' above the floor. Each 30A outlet shall be a dedicated circuit with isolated ground, protected by generator power. Locate outlet(s) as shown in the "Telecommunications Room Layout" diagram below.

Telecommunications Room Shell

1. Install a ceiling to floor wall to wall ¾" A-C plywood on all walls of the Telecommunications Room as shown in the Telecommunications Room layout diagram below. Plywood should be void free and either fire-rated or treated on all sides and edges with at least two coats of fire-rated paint. If the fire-rated plywood only option is utilized, the rating seal shall be visible upon installation.
2. The room must be airtight, with all protrusions from the room to other areas of the building sealed and fire stopped.
3. The entire room must be encapsulated to achieve a 90-minute fire rating.

Telecommunications Room Mechanical

1. Install a dedicated Heating, Ventilation, Air Conditioning (HVAC) system, for temperature and humidity control, operating 24 hours a day, 365 days a year.
2. A wall-mounted unit is recommended.
3. The HVAC system should be connected to the emergency generator.
4. Heating, Ventilation, Air Conditioning (HVAC) system should be designed for minimum equipment generated heat loads of 8,000 BTU/hrs. and capable of maintaining interior temperatures of 60°F to 75°F with relative humidity of 30% to 50% non-condensing. Approximate equipment Watts/hr. will be 2,000.
5. It is recommended that positive pressure with a minimum of one air change per hour be maintained in the TR. Air handling equipment must dissipate heat generated by active devices and satisfy applicable building codes.

Telecommunications Room Conduits

1. All pull boxes shall be identified to permit locating them after construction is completed. Pull boxes shall be accessible. All conduits shall have pull strings. All pull strings shall be identified at both ends with conduit usage and destination.
2. All conduits specified must be used for no other purpose than that designated by IT. No electrical, fire alarm, other low voltage, or any other wiring may be installed into these conduit unless approved by IT Unified Communications Services.
3. See "Communication Riser Diagram" for the most recent conduit information.

Telecommunications Room Security

1. Fort Lauderdale IT requires a Schlage 6 pin C Series keyway knob set be provided for the Telecommunications Room. Fort Lauderdale IT will key the provided knob set per our specifications.
2. An automatic closer shall be installed on the door leading to the Telecommunications Room.
3. No other trades shall place equipment into the Telecommunications Room. Only IT personnel have access to this room due to the security requirements of the devices housed within it.
4. While a card reader will not be initially installed, a 4x4 box at card reader height with a conduit stub up, bent towards the Telecommunications Room shall be installed next to the door for future use of a card access system. This shall be blanked with a blank plate that matches other plates throughout building.

Environmental Monitoring

1. Fort Lauderdale IT will install necessary environmental monitoring devices into the Telecommunications Room.
2. A relay shall be provided to a location within the Telecommunications Room that will provide a dry contact closure (NO/NC) for an “ALARM” event on the building’s FACP. This will be used to monitor and email appropriate staff when a fire alarm event occurs. This shall not replace required monitoring services of the FACP.

Telecommunications Room Fire Protection

1. A FM200 system shall be installed in the Telecommunications Room. The location of said equipment shall be coordinated with Fort Lauderdale IT prior to the installation of the system.
2. No sprinklers shall be placed within envelope of the Telecommunications Room. Sprinkler piping shall not pass through the Telecommunications Room.
3. Fire alarm contractor to provide necessary contact monitoring for the FM200 control panel by the FACP. Individual contacts shall be provided to monitor status of “Alarm”, “Trouble”, and “Supervisory” events and report to the FACP accordingly.
4. A relay shall be provided to a location within the Telecommunications Room that will provide a dry contact closure (NO/NC) for an “Alarm”, “Trouble”, and “Supervisory” event on the FM200 system. This will be used to monitor and

email appropriate staff when a fire alarm event occurs. This shall not replace required monitoring services of the FACP.

5. A minimum of a strobe connected to the building FACP shall be installed in the Telecommunications Room. The actual required device shall meet NFPA and AHJ requirements for the type of room.

Building Boxes/Conduits

1. All boxes/stub pipes shall be installed per the "Telecommunications Riser Diagram" located in this document. Unless otherwise noted, boxes should be installed to match outlet height.
2. All conduits specified must be used for no other purpose than that designated by IT. No electrical, fire alarm, other low voltage, or any other wiring may be installed into these conduit unless approved by IT Unified Communications Services.
3. Wall boxes for typical data/phone, standard height CATV, and access control locations shall be 4x4 boxes with a single gang mud ring. 12" clearance required around wall hung telephones.
4. All TV locations get two (2) Cat 6 jacks installed at the location.
5. Wall boxes for wall hung TV locations shall be Arlington TVBS613 recessed high/low voltage boxes. These must be supplied by electrical contractor. Decora style outlets shall be used and a 4-gang decora plate and 1 decora style blank shall be provided. 24"x12" backer board required for TV mounting purposes. Backer board shall be painted to match wall. Backer board shall be mounted below recessed box.

Antenna Support Mast Number 1

1. Install one (1) 10 foot by 2" schedule 80 galvanized pipe sized to extend four (4) feet above the parapet wall. This mast shall be installed 25 feet 5 inches from the south parapet wall along the inside face of the west parapet. A clear view shall be maintained from this mast to the Police Department building at 1300 W. Broward AND to the Utilities site at 949 NW 38th Street. The view shall not be blocked by any obstruction within 200 feet.
2. It shall be the contractor's responsibility to provide and install the brackets and the mast pipe. Brackets are available from Connect IT Wireless, 561-743-8141. See bill of materials.
3. ONLY THE CONNECT IT WIRELESS BRACKETS ARE APPROVED, ANY OTHER MANUFACTURED BRACKETS SHALL BE PRE-APPROVED BY THE CITY. It is strongly recommended that you verify that you have the correct items prior to installation. Please contact Gary Gray, Assistant Telecommunications Manager/Radio Systems Manager at 954 828-5762. If you install incorrect items, it will be your responsibility to correct your errors.
4. The mast needs to extend 4 feet above the parapet wall to provide enough clear mast above the roof for the antennas. The mast shall be 2-inch schedule 80 galvanized steel pipe.
5. At the base of the mast there shall be one 18"x18"x12" minimum NEMA 4 enclosure to act as a junction point for coax cable entry. This enclosure shall be mounted 6 inches above the roof deck to prevent water accumulation within.
6. From the enclosure install one (1) 2-1/2-inch conduit run to the Telecommunications Room. Conduit shall terminate at the backboard. (See riser diagram)
7. From IT room, install one (1) 2-1/2-inch conduit run to the Community Room. (See riser diagram)
8. All conduits shall be run with a minimum of bends and directional changes. All unavoidable bends shall be sweep 90s. LBs are not permitted.
9. A 3/0 minimum ground connection from the Master Ground Bus shall be run to the rooftop antenna mast in as direct a path as possible protected within non-metallic conduit. It is preferred that this ground cable not run in metallic conduit at any point along its run. If it is installed in metallic conduit, or passes through metallic sleeves, the cable shall be bonded to both ends of the conduit or sleeve as per the bonding requirements detailed in Electrical and Grounding paragraph 3. The cable shall also run to a sub-ground buss located in the NEMA 4 enclosure to permit additional connections to lightning surge suppressors and to the conduits that terminate in the antenna junction box. Connections between the ground cables shall use a cad weld process, NOT clamps or compression fittings. The connections shall be coated after cad welding to protect them from corrosion and damage from the elements. This ground connection is IN ADDITION to any other lightning protection ground cables that may be connected to the

antenna mounting mast. This ground cable shall not be sourced from the ground in the telecom room. It shall run DIRECTLY FROM THE MASTER GROUND BUSS IN THE MAIN ELECTRICAL ROOM TO THE ANTENNA MAST. NONE OF THIS GROUND WIRING MAY BE MADE WITH THE USUAL LIGHTNING PROTECTION TYPE CABLE. CABLES SHALL BE A MINIMUM OF 3/0 CU. Larger size cable is acceptable, however it SHALL NOT BE the open weave lightning protection type as this type of cable is designed to have significant voltage drop along its length. This voltage drop will create problems and cause damage to the electronic equipment that is attached to the antennas.

Antenna Support Mast Number 2

1. Install one (1) 10 foot by 2" schedule 80 galvanized pipe sized to extend four (4) feet above the parapet wall. This mast shall be installed 5 feet 5 inches from the south parapet wall along the inside face of the west parapet.
2. A clear view shall be maintained from this mast to the Police Department building at 1300 W. Broward AND to the Utilities site at 949 NW 38th Street. The view shall not be blocked by any obstruction within 200 feet.
3. It shall be the contractor's responsibility to provide and install the brackets and the mast pipe. Brackets are available from Connect IT Wireless, 561-743-8141. See bill of materials. See diagram and structural drawings for required parts.
4. ONLY THE CONNECT IT WIRELESS BRACKETS ARE APPROVED, ANY OTHER MANUFACTURED BRACKETS SHALL BE PRE-APPROVED BY THE CITY. It is strongly recommended that you verify that you have the correct items prior to installation. Please contact Gary Gray, Assistant Telecommunications Manager/Radio Systems Manager at 954 828-5762. If you install incorrect items, it will be your responsibility to correct your errors.
5. The mast needs to extend 4 feet above the parapet wall to provide enough clear mast above the roof for the antennas. The mast shall be 2-inch schedule 80 galvanized steel pipe.
6. At the base of the mast there shall be one 18"x18"x12" minimum NEMA 4 enclosure to act as a junction point for coax cable entry. This enclosure shall be mounted 6 inches above the roof deck to prevent water accumulation within.
7. From the enclosure install one (1) 2-1/2-inch conduit run to the Telecommunications Room. Conduit shall terminate at the backboard. (See riser diagram)
8. All conduits shall be run with a minimum of bends and directional changes. All unavoidable bends shall be sweep 90s. LBs are not permitted.
9. A 3-0 CU minimum ground connection from the Master Ground Buss shall be run to the rooftop antenna mast in as direct a path as possible, protected within non-metallic conduit. It is preferred that this ground cable not run in metallic conduit at any point along its run. If it is installed in metallic conduit, or passes through metallic sleeves, the cable shall be bonded to both ends of the conduit or sleeve as per the bonding requirements detailed in Electrical and Grounding paragraph 3. The cable shall also run to a sub-ground buss located in the NEMA 4 enclosure to permit additional connections to lightning surge suppressors and to the conduits that terminate in the antenna junction box. Connections between the ground cables shall use a cad weld process, NOT clamps or compression fittings. The connections shall be coated after cad welding to protect them from corrosion and damage from the elements. This ground connection is IN ADDITION to any other lightning protection ground cables that may be connected to the antenna mounting mast. This ground cable shall not be sourced from the ground in the telecom room. It shall run DIRECTLY FROM THE MASTER GROUND BUSS IN THE MAIN ELECTRICAL ROOM TO THE ANTENNA MAST. NONE OF THIS GROUND WIRING MAY BE MADE WITH THE USUAL LIGHTNING PROTECTION TYPE CABLE. CABLES SHALL BE A MINIMUM OF 3/0 CU. Larger size cable is acceptable, however it SHALL NOT BE the open weave lightning protection type as this type of cable is designed to have significant voltage drop along its length. This voltage drop will create problems and cause damage to the electronic equipment that is attached to the antennas.

Customer Provided Items

The following items shall be considered Not in Contract items and will be coordinated by IT staff:

1. Structured cabling and CATV outlets
2. Rack infrastructure, cable management, and ladder raceway in Telecommunications Room
3. Networking and telephone equipment
4. Card access systems and associated cabling
5. Door intercom system and associated cabling
6. Security cameras and associated cabling
7. Television equipment
8. Fire Alerting systems and components

Antenna Mast Bracket Assembly

See specification section "Antenna Support Mast 1" and "Antenna Support Mast 2" for further information.

Estimate

07/09/2015

Connect It Wireless, Inc.
Office: 561-743-8141 Fax: 561-743-9618
210 Commerce Way, Suite C
Jupiter, FL 33458

S51345

Bill To:

Credit Card Sale
City of Fort Lauderdale
100 N Andrew Avenue
Fort Lauderdale, FL 33301

Customer: Credit Card Sale

Ship To:

Credit Card Sale
Fort Lauderdale Radio Shop
1301 SW 2nd Court
Fort Lauderdale, FL 33312

Contact: Credit Card Sale
PO Number: WM100-GARY BOM

Notes
RFQ by: Gary Gray/ ggray@fortlauderdale.gov
Entered by: AB
This estimate was created as a BOM for Gary with City of Fort Lauderdale's version of our WM100.

Memos

Seller	Payment Terms	FOB Point	Shipping Terms	Carrier	Requested Ship Date
Lindsey	CREDIT CARD	Origin	Prepaid & Billed	Ground	07/09/2015

Item #	Type	Number / Description	Unit Price	Qty Ordered	Total Price
1	Sale	BW6 - Backing Plate, 6" x 6" x 11/16" hole	$ 5.50	8 ea	$ 44.00
2	Sale	MSA - Medium to Small Adapter	$ 15.75	2 ea	$ 31.50
3	Sale	SCP - Bent Clamp Halves, 1/2" x 1-1/2" x 5-7/8", 9/16" x 3/4" Hole size	$ 3.95	2 ea	$ 7.90
4	Sale	GR58-20 - 5/8" x 20" Galv All Thread Rod	$ 4.00	4 ea	$ 16.00
5	Sale	58NA - Galvanized Heavy Duty Nut, 5/8"	$ 0.26	8 ea	$ 2.08
6	Sale	58FW - Galvanized Flat Washer, 5/8"	$ 0.14	8 ea	$ 1.12
7	Sale	58LW - Galvanized Lock Washer, 5/8"	$ 0.09	8 ea	$ 0.72
8	Sale	GR12-6 - 1/2" x 6" Galv All Thread Rod	$ 1.25	4 ea	$ 5.00
9	Sale	12NA - 1/2" Galv Heavy Duty Nut	$ 0.18	8 ea	$ 1.44
10	Sale	12FW - Galvanized Flat Washer, 1/2"	$ 0.09	8 ea	$ 0.72
11	Sale	12LW - 1/2" Galv Lock Washer	$ 0.06	8 ea	$ 0.48

Telecommunications Roof Plan

1. INFORMATION PENDING CONTACT OWNER REPRESENTATIVE FOR EXACT LOCATIONS.

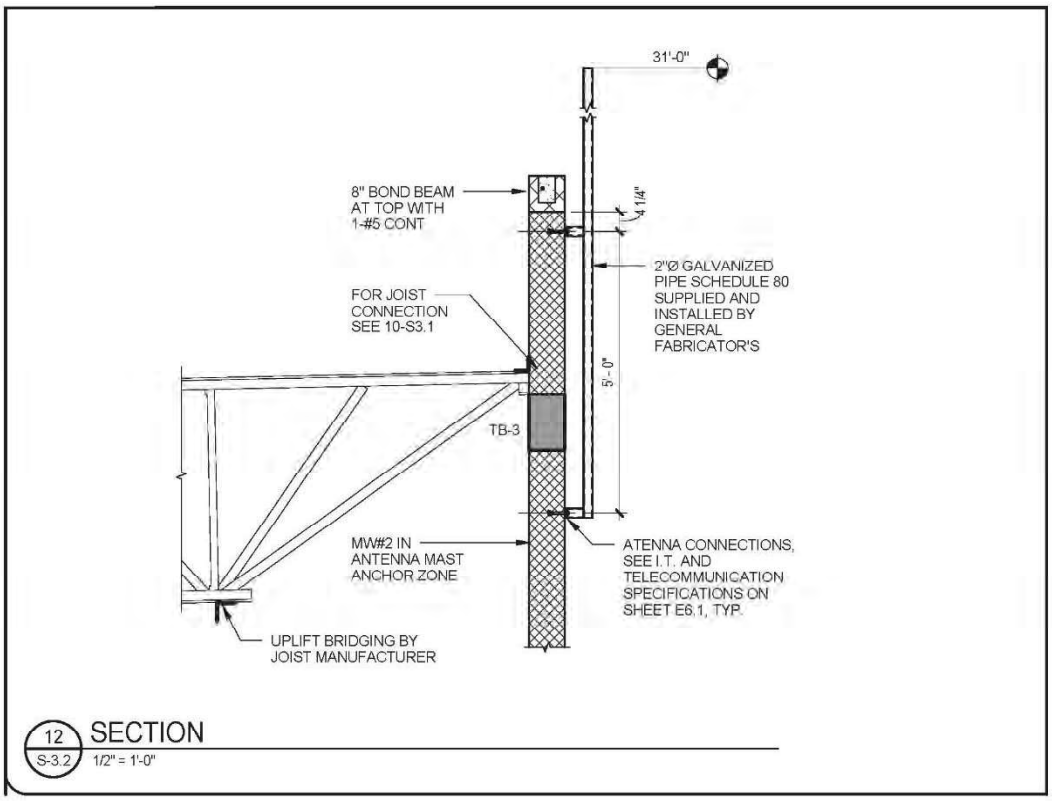

INFORMATION TECHNOLOGY SERVICES DEPARTMENT

IT STRUCTURED CABLING DESIGN SPECIFICATIONS

Project Number: 1429 | **Revision:** 1.4 | **Revision Date:** 3/13/18

Telecommunications Room Layout

Fire Station 8 IT Room Layout

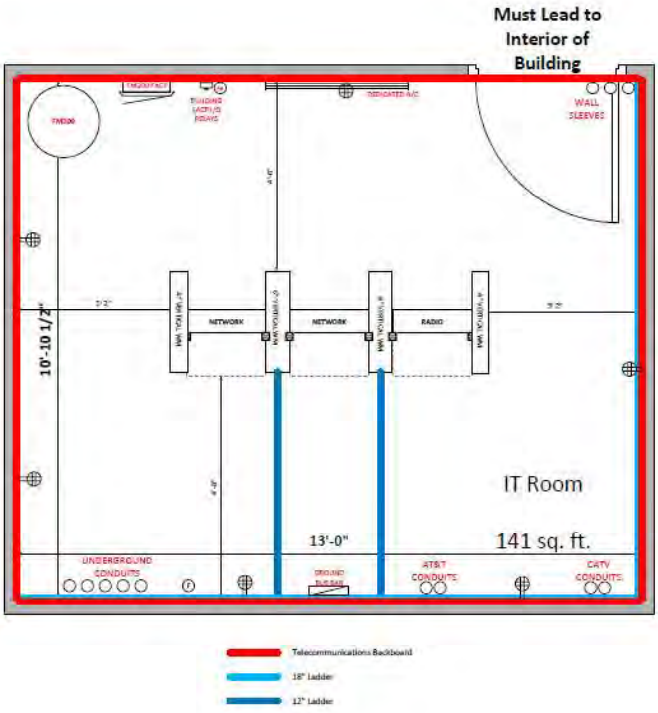

NON-COLLUSION STATEMENT:

By signing this offer, the vendor/contractor certifies that this offer is made independently and *free* from collusion. Vendor shall disclose below any City of Fort Lauderdale, FL officer or employee, or any relative of any such officer or employee who is an officer or director of, or has a material interest in, the vendor's business, who is in a position to influence this procurement.

Any City of Fort Lauderdale, FL officer or employee who has any input into the writing of specifications or requirements, solicitation of offers, decision to award, evaluation of offers, or any other activity pertinent to this procurement is presumed, for purposes hereof, to be in a position to influence this procurement.

For purposes hereof, a person has a material interest if they directly or indirectly own more than 5 percent of the total assets or capital stock of any business entity, or if they otherwise stand to personally gain if the contract is awarded to this vendor.

In accordance with City of Fort Lauderdale, FL Policy and Standards Manual, 6.10.8.3,

> 3.3. City employees may not contract with the City through any corporation or business entity in which they or their immediate family members hold a controlling financial interest (e.g. ownership of five (5) percent or more).
>
> 3.4. Immediate family members (spouse, parents and children) are also prohibited from contracting with the City subject to the same general rules.

Failure of a vendor to disclose any relationship described herein shall be reason for debarment in accordance with the provisions of the City Procurement Code.

NAME	RELATIONSHIPS

In the event the vendor does not indicate any names, the City shall interpret this to mean that the vendor has indicated that no such relationships exist.

CONTRACT PAYMENT METHOD

The City of Fort Lauderdale has implemented a Procurement Card (P-Card) program which changes how payments are remitted to its vendors. The City is transitioning from traditional paper checks to credit card payments via MasterCard or Visa as part of this program.

This allows you as a vendor of the City of Fort Lauderdale, to receive your payment fast and safely. No more waiting for checks to be printed and mailed.

In accordance with Article 7, item 7.6 of the contract, payments on this contract will be made utilizing the City's P-Card. Accordingly, bidders must presently have the ability to accept these credit cards or take whatever steps necessary to implement acceptance of a card before the start of the contract term, or contract award by the City.

Please indicate with which credit card you prefer to be paid:

☐ Master Card

☐ Visa Card

Company Name:	
Signature:	
Print Name Title:	

5

CITY OF FORT LAUDERDALE
PUBLIC WORKS DEPARTMENT

MINORITY BUSINESS ENTERPRISE (MBE) - WOMEN BUSINESS ENTERPRISE (WBE)

PRIME CONTRACTOR IDENTIFICATION FORM

In order to assist us in identifying the status of those companies doing business with the City of Fort Lauderdale, this form must be completed and returned with your bid package.

Name of Firm:	
Address of Firm:	
Telephone Number:	
Name of Person Completing Form:	
Title:	
Signature:	
Date:	
City Project Number:	
City Project Description:	

Please check the item(s) which properly identify the status of your firm:

☐ Our firm is not a MBE or WBE.

☐ Our firm is a MBE, as at least 51 percent is owned and operated by one or more socially and economically disadvantaged individuals.

☐ American Indian ☐ Asian ☐ Black ☐ Hispanic

☐ Our firm is a WBE, as at least 51 percent is owned and operated by one or more women.

☐ American Indian ☐ Asian ☐ Black ☐ Hispanic

MBE/WBE CONTRACTOR INFORMATION

The City, in a continuing effort, is encouraging the increased participation of minority and women-owned businesses in Public Works Department related contracts. Along those lines, we are requiring that each firm provide documentation detailing their own programs for utilizing minority and women-owned businesses.

Submit this information as a part of this bid package and refer to the checklist, to ensure that all areas of concern are covered. The low responsive bidder may be contacted to schedule a meeting to discuss these objectives. It is our intention to proceed as quickly as possible with this project, so your cooperation in this matter is appreciated.

CONTRACTOR CHECKLIST

☐ List Previous City of Fort Lauderdale Contracts

☐ Number of Employees in your firm

--Percent (%) Women

--Percent (%) Minorities

--Job Classifications of Women and Minorities

☐ Use of minority and/or women subcontractors on past projects.

☐ Nature of the work subcontracted to minority and/or women-owned firms.

☐ How are subcontractors notified of available opportunities with your firm?

☐ Anticipated amount to be subcontracted on this project.

☐ Anticipated amount to be subcontracted to minority and/or women-owned businesses on this project.

QUESTIONNAIRE SHEET

PLEASE PRINT OR TYPE:

Firm Name:

President

Business Address:

Telephone:

Fax:

E-Mail Address:

What was the last project of this nature which you completed? Include the year, description, and contract value.

The following are named as three corporations and representatives of those corporations for which you have performed work similar to that required by this contract, and which the City may contact as your references (include addresses, telephone numbers and e-mail addresses). Include the project name, year, description, and contract value.

How many years has your organization been in business?

Have you ever failed to complete work awarded to you; if so, where and why?

The name of the qualifying agent for the firm and his position is:

Certificate of Competency Number of Qualifying Agent:

Effective Date: Expiration Date:

Licensed in: Engineering Contractor's License #

(County/State)

Expiration Date:

NOTE: To be considered for award of this contract, the bidder must submit a financial statement upon request.

NOTE: Contractor must have proper licensing and shall provide copy of same with his proposal.

QUESTIONNAIRE SHEET

1. Have you personally inspected the proposed work and have you a complete plan for its performance?

2. Will you sublet any part of this work? If so, list the portions or specialties of the work that you will.

a)

b)

c)

d)

e)

f)

g)

3. What equipment do you own that is available for the work?

4. What equipment will you purchase for the proposed work?

5. What equipment will you rent for the proposed work?

TRENCH SAFETY

Bidder acknowledges that included in the appropriate bid items of his bid and in the Total Bid Price are costs for complying with the Florida Trench Safety Act, Florida Statutes 553.60 – 553.64. The bidder further identifies the costs of such compliance to be summarized below:

Trench Safety Measure (Description)	Units of Measure (LF/SF)	Unit (Quantity)	Unit Cost	Extended Cost
A.			$	$
B.			$	$
C.			$	$
D.			$	$

Total: $

The bidder certifies that all trench excavation done within his control in excess of five feet (5') in depth shall be in accordance with the Occupational Safety and Health Administration's excavation safety standards, C.F.R. s. 1926.650 Subpart P., and the Florida Trench Safety Act, Florida Statutes 553.60-553.64.

Failure to complete the above may result in the bid being declared non-responsive.

DATE: (SIGNATURE)

STATE OF: COUNTY OF:

PERSONALLY APPEARED BEFORE ME, the undersigned authority,

(Name of Individual Signing)

who, after first being duly sworn by me, affixed his/her signature in the space provided above on this day of , 20 .

NOTARY PUBLIC

My Commission Expires:

CONTRACTOR'S CERTIFICATE OF COMPLIANCE WITH NON-DISCRIMINATION PROVISIONS OF THE CONTRACT

The completed and signed form should be returned with the Contractor's submittal. If not provided with submittal, the Contractor must submit within three business days of City's request. Contractor may be deemed non-responsive for failure to fully comply within stated timeframes.

Pursuant to City Ordinance Sec. 2-17(a)(i)(ii), bidders must certify compliance with the Non-Discrimination provision of the ordinance.

(a) Contractors doing business with the City shall not discriminate against their employees based on the employee's race, color, religion, gender (including identity or expression), marital status, sexual orientation, national origin, age, disability or any other protected classification as defined by applicable law.

Contracts. Every Contract exceeding $100,000, or otherwise exempt from this section shall contain language that obligates the Contractor to comply with the applicable provisions of this section.

The Contract shall include provisions for the following:

(i) The Contractor certifies and represents that it will comply with this section during the entire term of the contract.

(ii) The failure of the Contractor to comply with this section shall be deemed to be a material breach of the contract, entitling the City to pursue any remedy stated below or any remedy provided under applicable law.

Authorized Signature

Print Name and Title

Date

CONSTRUCTION BID CERTIFICATION

Please Note: All fields below must be completed. If the field does not apply to you, please note N/A in that field. If you are a foreign corporation, you may be required to obtain a certificate of authority from the department of state, in accordance with Florida Statute §607.1501 (visit http://www.dos.state.fl.us/).

Company: (Legal Registration)

Address:

City: State: Zip:

Telephone No. FAX No. Email:

Does your firm qualify for MBE or WBE status: MBE ☐ WBE ☐

If a corporation, state the name of the President, Secretary and Resident Agent. If a partnership, state the names of all partners. If a trade name, state the names of the individuals who do business under the trade name.

Name	Title	Name	Title
Name	Title	Name	Name

ADDENDUM ACKNOWLEDGEMENT - Bidder acknowledges that the following addenda have been received and are included in the bid:

Addendum No.	Date Received	Addendum No.	Date Received	Addendum No.	Date Received	Addendum No.	Date Received

VARIANCES: If you take exception or have variances to any term, condition, specification, or requirement in this bid you must specify such variance in the space provided below or reference in the space provided below all variances contained on other pages within your bid. Additional pages may be attached if necessary. No variances will be deemed to be part of the bid submitted unless such is listed and contained in the space provided below. The City does not, by virtue of submitting a variance, necessarily accept any variances. If no statement is contained in the below space, it is hereby implied that your response is in full compliance with this competitive solicitation. If you do not have variances, simply mark N/A. If submitting your response electronically through BIDSYNC you must also click the "Take Exception" button.

The below signatory affirms that he has or will obtain all required permits and licenses from the appropriate agencies, and that his firm is authorized to do business in the State of Florida. The below signatory agrees to furnish all labor, tools, material, equipment and supplies, and to sustain all the expense incurred in doing the work set forth in strict accordance with the bid plans and contract documents at the unit prices indicated if awarded a contract. The below signatory has not divulged to, discussed, or compared this bid with other bidders, and has not colluded with any other bidder or parties to this bid whatsoever. Furthermore, the undersigned guarantees the truth and accuracy of all statements and answers contained in this bid. The below signatory also hereby agrees, by virtue of submitting or attempting to submit a bid, that in no event shall the City's liability for bodder's direct, indirect, incidental, consequential, special or exemplary damages, expenses, or lost profits arising out of this competitive solicitation process, including but not limited to public advertisement, bid conferences, site visits, evaluations, oral presentations, or award proceedings exceed the amount of Five Hundred Dollars ($500.00). This limitation shall not apply to claims arising under any provision of indemnification or the City protest ordinance contained in this competitive solicitation.

Submitted by:

Name (printed) Signature

Date: Date:

BID FORM PAST PERFORMANCE
REFERENCES FOR NEW FIRE STATION 54

The CONTRACTOR shall provide a list of at least four (4) references of projects of a similar size, scope and complexity. Referenced work must have been constructed in the state of Florida within the past seven (7) years. Additional copies of this form may be reproduced as needed for additional references.

- At least one (1) project shall be a fire station
- At least two (2) projects shall be government projects

One (1) Fire Station:

1. Name of Project:

Check All That Apply: ☐ Government Project ☐ Green Project

Location of Project:

Owner or Representative:

Principal Contact Person(S):

Phone Number: E-Mail:

Year Contract Initiated:

Year Contract Ended:

Description of the Scope of Work:

tata

Size of Project (Gross Square Feet of Construction):

Contract Amount:

Original Owner Budget vs. Final Construction Budget:

Total Amount of Approved Changes Orders:

Three (3) Other Projects:

2. Name of Project:

Check All That Apply: ☐ Government Project ☐ Green Project

Location of Project:

Owner or Representative:

Principal Contact Person(S):

Phone Number: E-Mail:

Year Contract Initiated:

Year Contract Ended:

Description of the Scope of Work:

tata

Size of Project (Gross Square Feet of Construction):
Contract Amount:
Original Owner Budget vs. Final Construction Budget:
Total Amount of Approved Changes Orders:

3. Name of Project:
Check All That Apply: ☐ Government Project ☐ Green Project
Location of Project:
Owner or Representative:
Principal Contact Person(S):
Phone Number: E-Mail:
Year Contract Initiated:
Year Contract Ended:
Description of the Scope of Work:
tata
Size of Project (Gross Square Feet of Construction):
Contract Amount:
Original Owner Budget vs. Final Construction Budget:
Total Amount of Approved Changes Orders:

4. Name of Project: Name of Project:
Check All That Apply: ☐ Government Project ☐ Green Project
Location of Project:
Owner or Representative:
Principal Contact Person(S):
Phone Number: E-Mail:
Year Contract Initiated:
Year Contract Ended:
Description of the Scope of Work:
tata
Size of Project (Gross Square Feet of Construction):
Contract Amount:
Original Owner Budget vs. Final Construction Budget:
Total Amount of Approved Changes Orders:

(PLEASE NOTE: REFERENCE CONTACT INFORMATION SHOULD BE CURRENT.)

Name of CONTRACTOR or BIDDER

Signature	Title	Date

BID FORM GREEN PROJECT
REFERENCES FOR NEW FIRE STATION 54

The Contractor, or their Sub-Contractors must have a minimum experience of at least one (1) similar type of construction being certified as Florida Green Building Coalition or similar green building certification standard such as LEED or Green Globes, within the last seven (7) years in the state of Florida. Additional copies of this form may be reproduced as needed for additional references.

1. Name of Project:

Location of Project:

Owner or Representative:

Principal Contact Person(S):

Phone Number: E-Mail:

Year Contract Initiated:

Year Contract Ended:

Description of the Project:

Contractor shall either have a staff member or a consultant to follow through with the Florida Green Building Coalition requirements for this project.

Principal Contact Person:

Address:

Phone Number: E-mail:

(PLEASE NOTE: REFERENCE CONTACT INFORMATION SHOULD BE CURRENT.)

Name of CONTRACTOR or BIDDER

Signature **Title** **Date**

Question and Answers for Bid #12139-983 - Fire Station No. 8 Construction

Overall Bid Questions

Question 1

What is the estimated construction cost?
Is there a designer involved? **(Submitted: May 8, 2018 9:31:25 AM EDT)**

Question 2

Mechanical pages have an issue with font used when they were drawn. Some characters appear as boxes throughout all M pages. Is there any way this can be fixed so the proper information can be read. **(Submitted: May 8, 2018 5:42:19 PM EDT)**

Question 3

THE PLAN DOWNLOAD IS FORMATTED INCORRECTLY AS IT'S PROPERTIES ARE FOR 81/2 X 11 SIZING. tHIS CANNOT BE CHANGED BY PRINTING COMPANY OR CONTRACTORS. PLEASE UPLOAD THE PROPERLY FORMATTED DOCUMENTS SO WE MAY DISTRIBUTE IN FULL SIZE.
THANK YOU.
Bruce Byrnes
estimating@dipompeoconstruction.com **(Submitted: May 9, 2018 5:03:49 PM EDT)**