

# 2017 City of Fort Lauderdale Special Survey

*...helping organizations make better decisions since 1982*

## Findings Report

**Submitted to the City of Fort Lauderdale, FL**

**by:**

ETC Institute  
725 W. Frontier Lane,  
Olathe, Kansas  
66061

**November 2017**



# Contents

**Executive Summary** ..... i

**Section 1: Charts and Graphs**..... 1

**Section 2: GIS Maps by District**.....26

**Section 3: Tabular Data**.....111

**Section 4: Survey Instrument**.....210

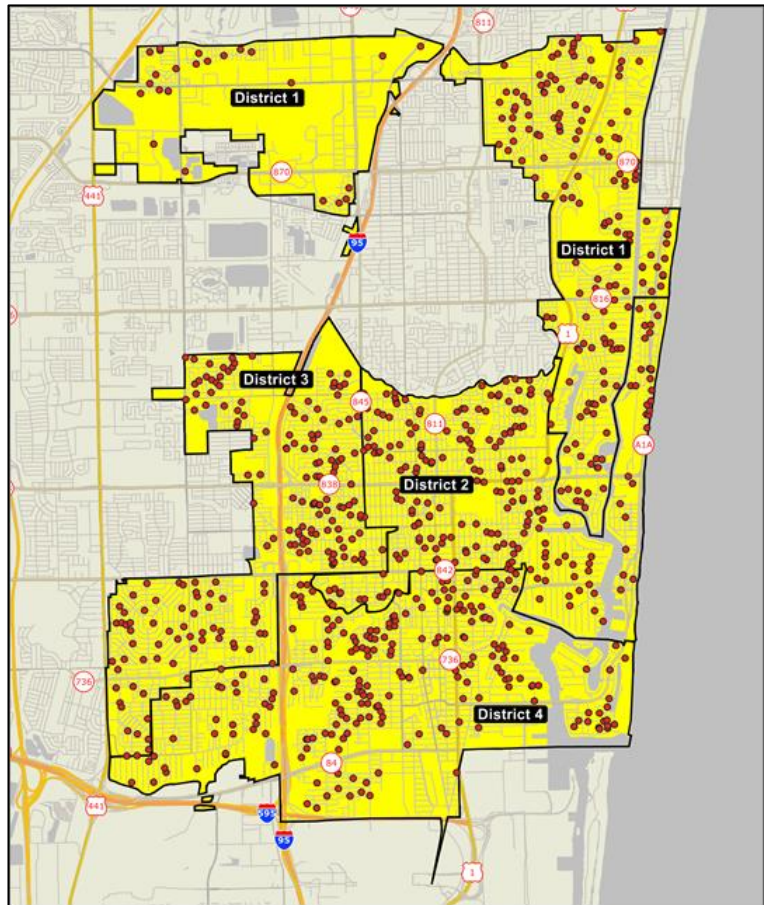
# Executive Summary

## Overview

ETC Institute administered a specialized neighbor survey to residents of the City of Fort Lauderdale during the fall of 2017. The purpose of the survey was to gather information in three areas that have traditionally received lower levels of satisfaction on the annual neighbor survey: traffic flow, homelessness, and public education. The City will be using the information to guide and further discussions and collaborative efforts with partner agencies, including the State of Florida, Broward County, Broward County Public Schools, and many others.

**Methodology.** A letter from the Mayor, followed by a seven-page survey, was mailed to a random sample of households in the City of Fort Lauderdale in the fall of 2017. Approximately seven days after the surveys were mailed, residents who received the survey were contacted by phone. Those who indicated that they had not returned the survey were given the option of completing it by phone or on the Internet. There were no statistically significant differences in the results of the survey based on the method of administration (mail vs. phone vs. online).

In order to better understand how results vary around the City, ETC Institute geocoded the home address of respondents to the survey. The map to the right shows the physical distribution of respondents to the survey based on the location of their home.



**“Don’t Know” Responses.** The percentage of “don’t know” responses has been excluded from many of the graphs shown in this report to facilitate valid comparisons. When the “don’t know” responses have been excluded, the text of this report will indicate that the responses have been excluded with the phrase “who had an opinion.” The percentage of “don’t know” responses has been included in the tabular data in Section 3 of this report.

This report contains:

- an executive summary of the methodology for administering the survey and key findings
- charts and graphs showing the overall results of the survey
- GIS maps that show the results of selected questions on the survey
- tabular data of all survey questions
- a copy of the survey instrument

*\*Cross-tabular data by key demographic variables are published separately as Appendix A.*

## Traffic Flow

- **Contributors to Traffic Congestion.** Sixty-eight percent (68%) of the residents surveyed, who had an opinion, thought distracted drivers contributed “very much” or “much” to the traffic congestion in Fort Lauderdale; 22% thought distracted drivers contributed “some” to the traffic congestion, and 10% thought they contributed “very little” or “none.” Other items that residents, who had an opinion, thought contributed “very much” or “much” to traffic congestion in Fort Lauderdale included: poorly timed traffic signals (61%), street construction/maintenance (54%), and new development (53%).

Based on the sum of their top two choices, residents thought the biggest contributors to traffic congestion in the City were 1) poorly timed traffic signals and 2) new development.

- **Ease of Travel by Car in Fort Lauderdale - WEEKDAYS.** Twenty-one percent (21%) of the residents surveyed, who had an opinion, thought it was “very easy” or “easy” to travel by car during the weekdays on US1/Federal Highway from Oakland Park Boulevard to Commercial Blvd. Other weekday travel by car that residents felt was “very easy” or “easy” included: Andrews Avenue from New River to NE 4<sup>th</sup> Street (19%), Cypress Creek Boulevard from I-95 West to NW 31<sup>st</sup> Avenue (18%), and Davie Boulevard from SW 4<sup>th</sup> Avenue to US1/Federal Highway (17%). Residents who had an opinion thought the most difficult road segment to travel by car during a weekday was Broward Boulevard from I-95 to US1/Federal Highway (74% “difficult” or “very difficult”).
- **Ease of Travel by Car in Fort Lauderdale - WEEKENDS.** Thirty percent (30%) of the residents surveyed, who had an opinion, thought it was “very easy” or “easy” to travel by car during the weekends on Andrews Avenue from New River to NE 4<sup>th</sup> Street. Other weekend travel by car that residents felt was “very easy” or “easy” included: Cypress Creek Boulevard from I-95 West to NW 31<sup>st</sup> Avenue (28%), Davie Boulevard from SW 4<sup>th</sup> Avenue to US1/Federal Highway (27%), and Broward Boulevard from I-95 to US1/Federal Highway (27%). Residents who had an opinion thought the most difficult road segment to travel by car during the weekend was Sunrise Boulevard from Searstown to Gateway (61% “difficult” or “very difficult”).

- **Roadway Segments That Should be Top Priorities for Improvement.** Based on the sum of their top two choices, the roadway segments residents thought should be top priorities for improvement with regard to weekday travel by car were 1) Broward Boulevard from I-95 to US1/Federal Highway and 2) Sunrise Boulevard from I-95 to Andrews Avenue.

With regard to weekend travel by car, the roadway segments residents thought should be top priorities for improvement were 1) Sunrise Boulevard from Searstown to Gateway and 2) Broward Boulevard from I-95 to US1/Federal Highway.

- **City Intersections That Should be Top Priorities for Improvement.** Based on the sum of their top two choices, the intersections in Fort Lauderdale that residents thought should be the top priorities for improvement were 1) Sunrise Boulevard and US1/Federal Highway (at Gateway) and 2) Broward Boulevard and Andrews Avenue.
- **Areas the City Should Prioritize to Improve Traffic Flow.** Based on the sum of their top two choices, residents who had an opinion thought improving traffic signal synchronization and implementing roadway improvements/completing street projects should be areas the City should prioritize in the next year in order to improve traffic flow.

## Homelessness

- **How Often Homelessness is Observed in Fort Lauderdale.** Eighty-one percent (81%) of the residents surveyed, who had an opinion, indicated they have observed homeless people in downtown Fort Lauderdale almost daily; 11% have observed them a few times per week, 5% a few times per month, and 4% a few times per year or less. Other areas of Fort Lauderdale where residents have observed homelessness almost daily include: parks (69%), commercial areas (56%), other areas (56%), beaches (55%), and their neighborhood (52%).
- **Support for the City Taking Various Actions to Address Homelessness.** More than three-fourths (80%) of residents, who had an opinion, were “very supportive” or “supportive” of the City increasing enforcement of existing ordinances which prohibit panhandling in the City; 11% were “somewhat supportive” and 9% were “not supportive” of this action. Other ways that residents support the City addressing homelessness include: providing grants to non-profit organizations who provide services to the homeless in Fort Lauderdale (74% “very supportive” or “supportive”), developing new (and/or expanding existing) homeless shelters in the City (73% “very supportive” or “supportive”), and using an existing facility as a day center or transitional facility with homeless support services (72% “very supportive” or “supportive”).

The action residents supported least to address homelessness was designating land for public camping (48% “not supportive”).

- **TWO Actions Residents Are Most Supportive of the City Pursuing.** Based on the sum of their top two choices, the actions residents would be most supportive of the City pursuing to address homelessness were 1) increasing enforcement of existing ordinances which prohibit panhandling in the City and 2) developing new (and/or expanding existing) homeless shelters in Fort Lauderdale.
- **Biggest Concerns Associated With Homelessness in the City.** More than three-fourths (77%) of the residents surveyed indicated panhandling/begging was the top concern associated with homelessness in Fort Lauderdale. Other concerns include: making neighbors feel uncomfortable in public places (68%), negative impact on tourism (51%), and negative impact on business (49%).

Based on the sum of their top two choices, the residents' concerns associated with homelessness in the City were 1) panhandling/begging and 2) making neighbors feel uncomfortable in public places.

- **What the City Should Spend on Homelessness.** More than one-third (34%) of residents think the City should spend more on homelessness, 33% think the City should spend about the same, 12% less, and 21% did not have an opinion. Of the 34% who thought the City should spend more, the preferred methods of increasing funding for homelessness initiatives in the City were: raising City taxes (36%), reducing funding for other City services (13%), and other methods (24%). The remaining 28% did not have an opinion.
- **Organizations That Should Have the Most Responsibility for Addressing Homelessness.** More than one-third (34%) of the residents surveyed, who had an opinion, thought the City of Fort Lauderdale should have the most responsibility for addressing the issue of homelessness in the City. Other organizations that residents thought should have the most responsibility include: Broward County (23%), the State of Florida (17%), the Federal Government (13%), non-profit/religious organizations (10%), and other organizations (2%).

## Public Education

- **Quality of Public Schools in Fort Lauderdale.** Thirty-six percent (36%) of residents surveyed, who had an opinion, indicated the ratings of elementary schools in Fort Lauderdale (grades K-5) were "excellent" or "good;" 19% thought the quality of middle schools (grades 6-8) were "excellent" or "good," and 21% of residents thought the high schools (grades 9-12) were "excellent" or "good."

- **Top Priorities for Improvement in Fort Lauderdale Public Schools.** Based on the sum of their top two choices, the priorities for improvement in the Fort Lauderdale elementary schools (grades K-5) are 1) children are safe from bullying at public schools and 2) public schools have high quality teachers. These items are also the top two priorities in the City's middle schools (grades 6-8). With regard to Fort Lauderdale high schools (grades 9-12), the top two priorities for improvement are 1) public schools have high quality teachers and 2) children are safe from bullying at public schools.
- **How the Quality of Public Schools in Fort Lauderdale Has Changed.** More than one-fourth (27%) of residents surveyed, who had an opinion, thought the quality of elementary schools in Fort Lauderdale had improved compared to five years ago; 41% thought the quality had stayed the same, and 33% felt it had decreased. Sixty-one percent (61%) of residents thought the quality of the City's middle schools had improved or stayed the same compared to five years ago, and 61% felt the quality of the high schools had improved or stayed the same.

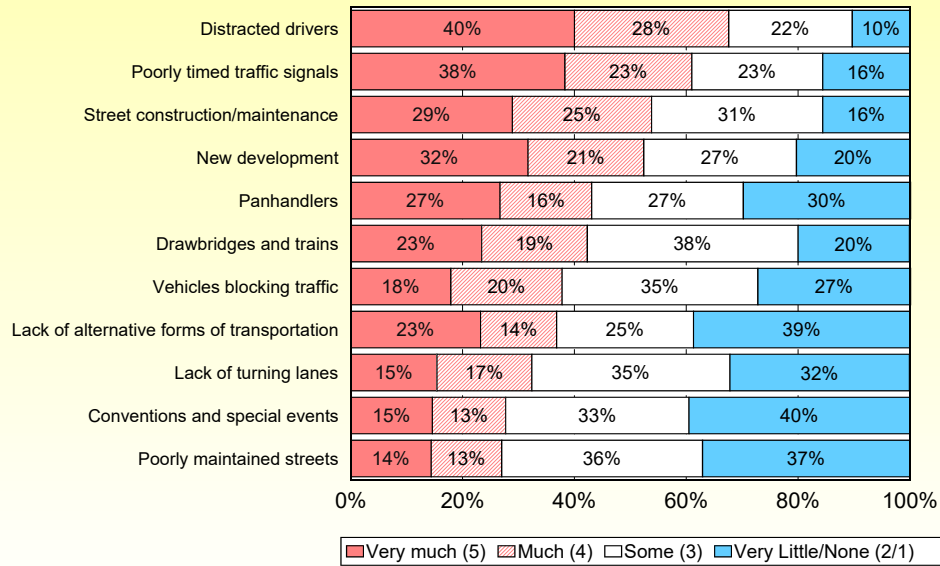
# Section 1: Charts and Graphs

---



## Q1. How Much Residents Think Each of the Following Contributes to Traffic Congestion in Fort Lauderdale

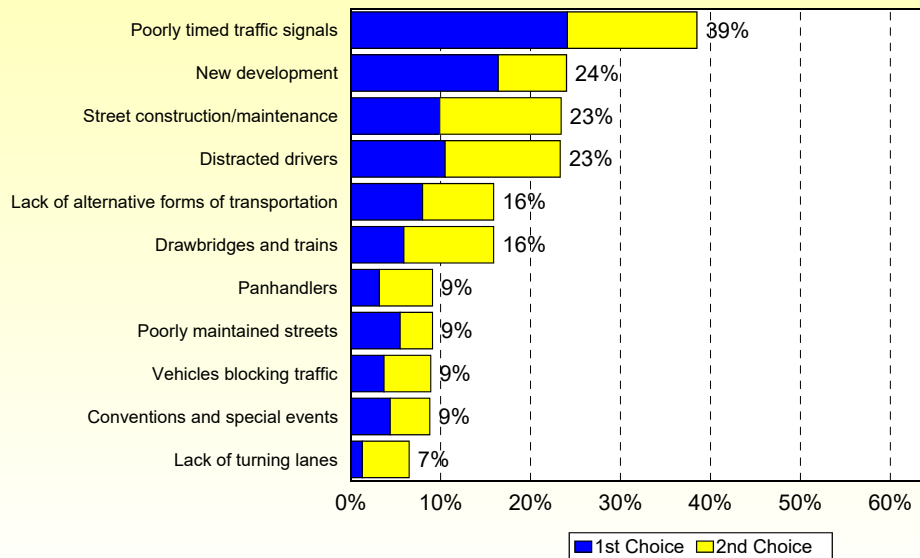
by percentage of respondents (excluding "don't know")



Source: ETC Institute (2017 - Fort Lauderdale Special Survey)

## Q2. What Residents Think Are the TWO Biggest Contributors to Traffic Congestion in Fort Lauderdale

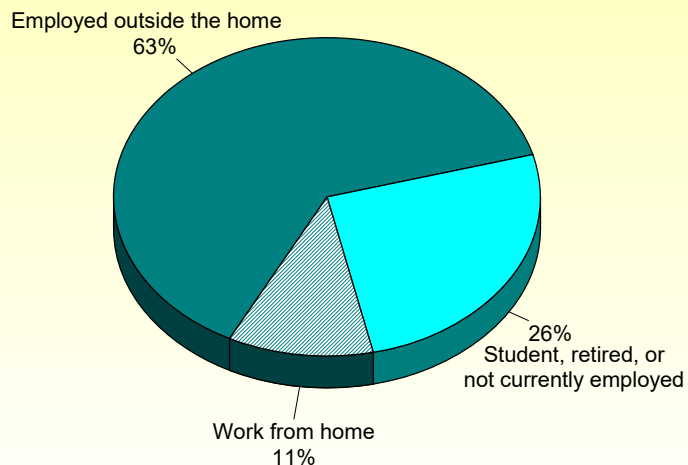
by percentage of respondents who selected the item as one of their top two choices



Source: ETC Institute (2017 - Fort Lauderdale Special Survey)

### Q3. Respondents' Current, Primary Place of Employment

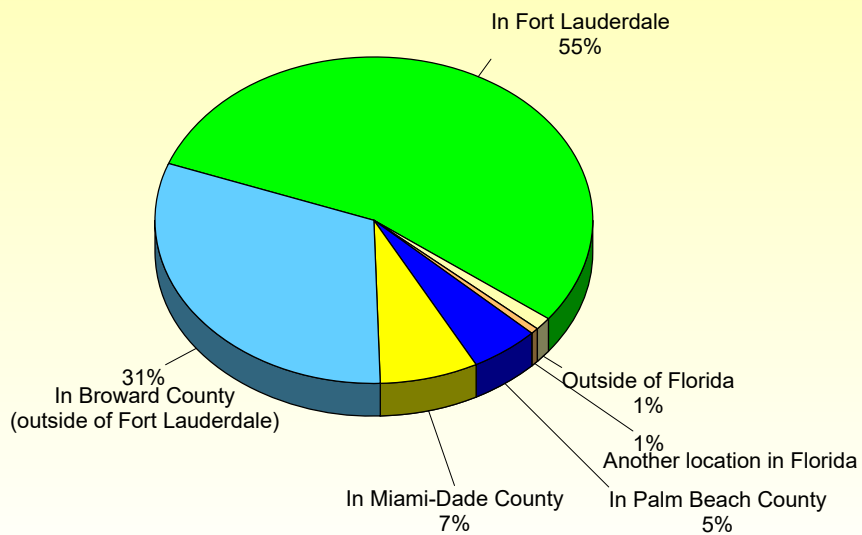
by percentage of respondents (excluding "not provided")



Source: ETC Institute (2017 - Fort Lauderdale Special Survey)

### Q3a. Where Respondents Work

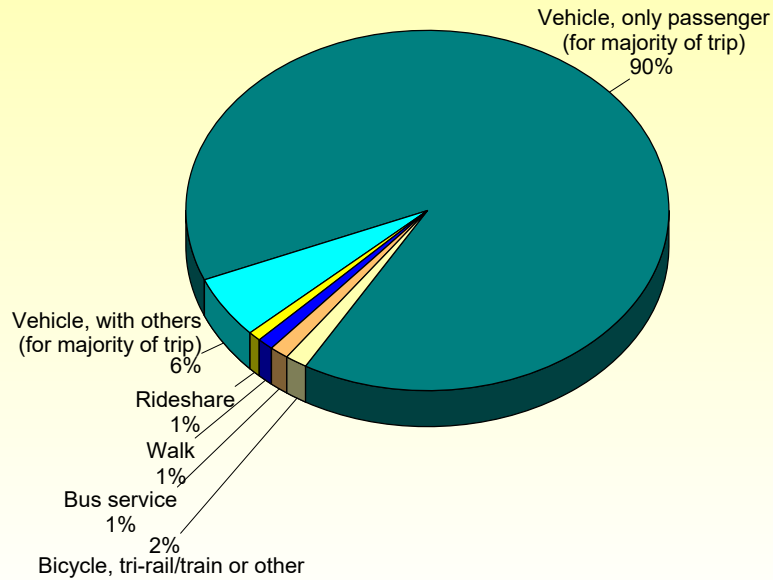
by percentage of respondents who are employed outside the home



Source: ETC Institute (2017 - Fort Lauderdale Special Survey)

### Q3b. How Respondents Primarily Travel to Work

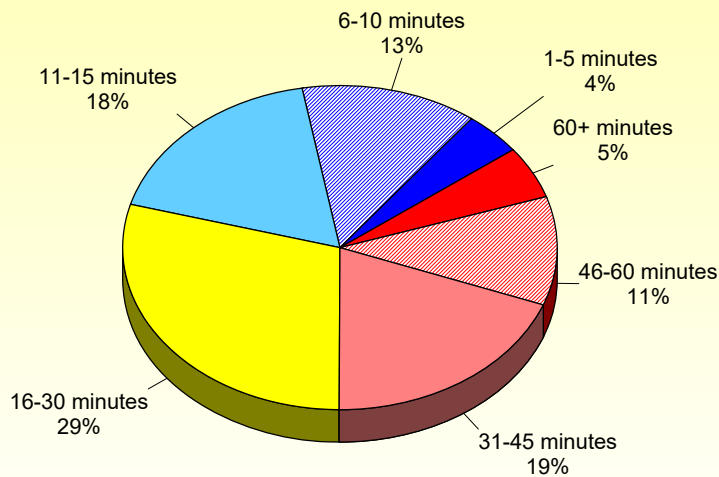
by percentage of respondents who are employed outside the home



Source: ETC Institute (2017 - Fort Lauderdale Special Survey)

### Q3c. Average Amount of Time It Currently Takes Respondents to Commute Home

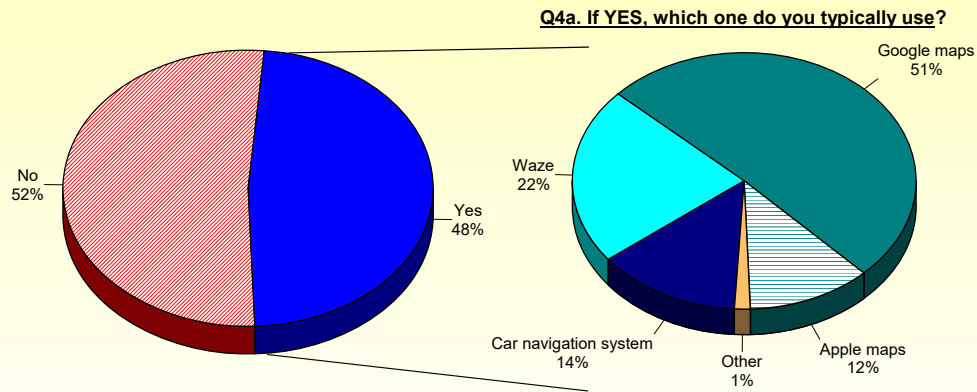
by percentage of respondents who are employed outside the home (excluding "not provided")



Source: ETC Institute (2017 - Fort Lauderdale Special Survey)

#### Q4. Do you regularly use a traffic app or car navigation system to identify the fastest route to your destination?

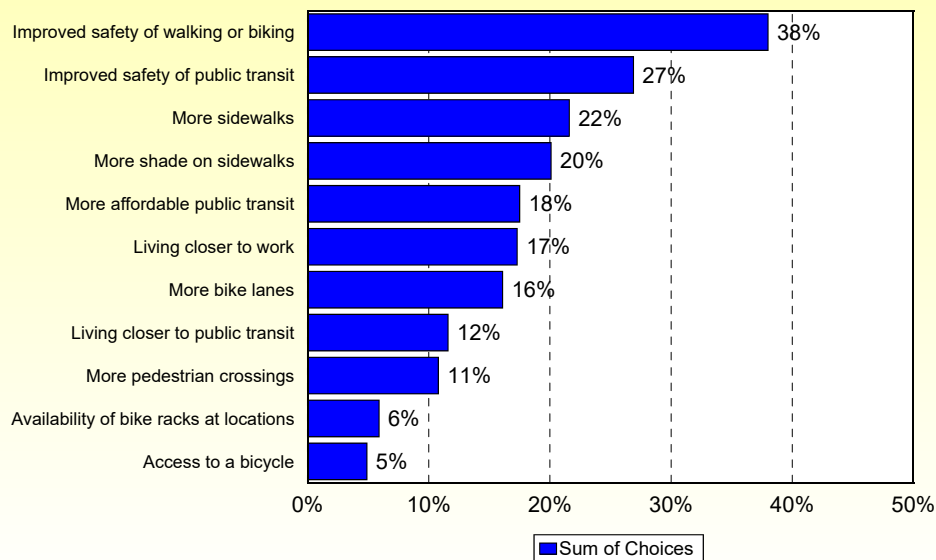
by percentage of respondents (excluding "not provided")



Source: ETC Institute (2017 - Fort Lauderdale Special Survey)

#### Q5. THREE Options That Might Help Respondents Choose to Make More Trips by Means Other Than Their Car

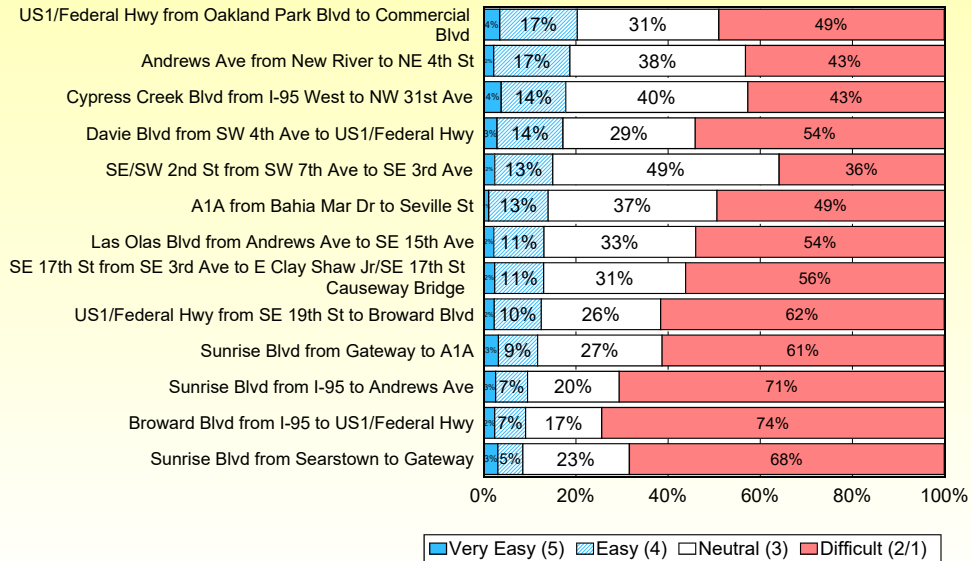
by percentage of respondents (up to three selections were allowed)



Source: ETC Institute (2017 - Fort Lauderdale Special Survey)

## Q6a. How Easy It Is to Travel BY CAR on WEEKDAYS in Fort Lauderdale

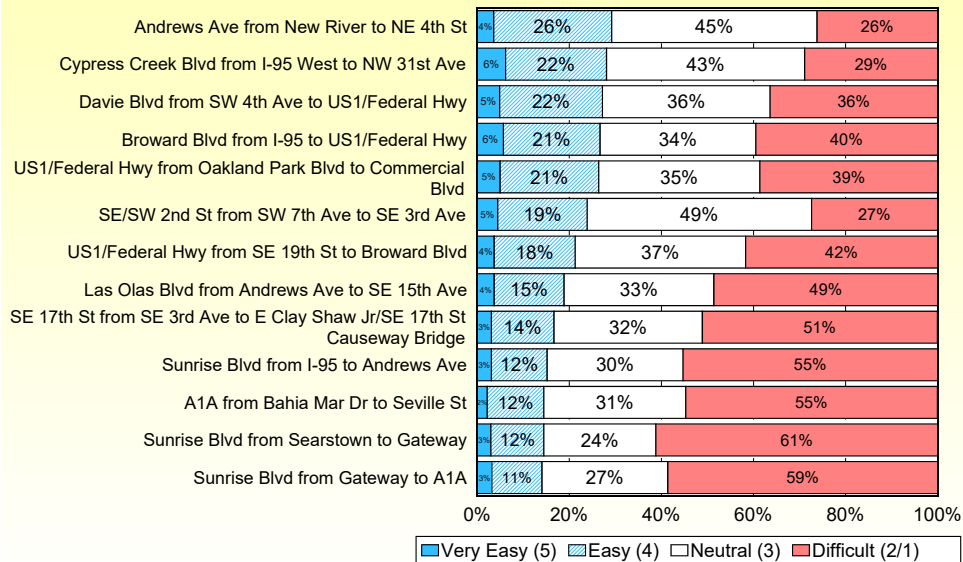
by percentage of respondents (excluding "don't know")



Source: ETC Institute (2017 - Fort Lauderdale Special Survey)

## Q6b. How Easy It Is to Travel BY CAR on WEEKENDS in Fort Lauderdale

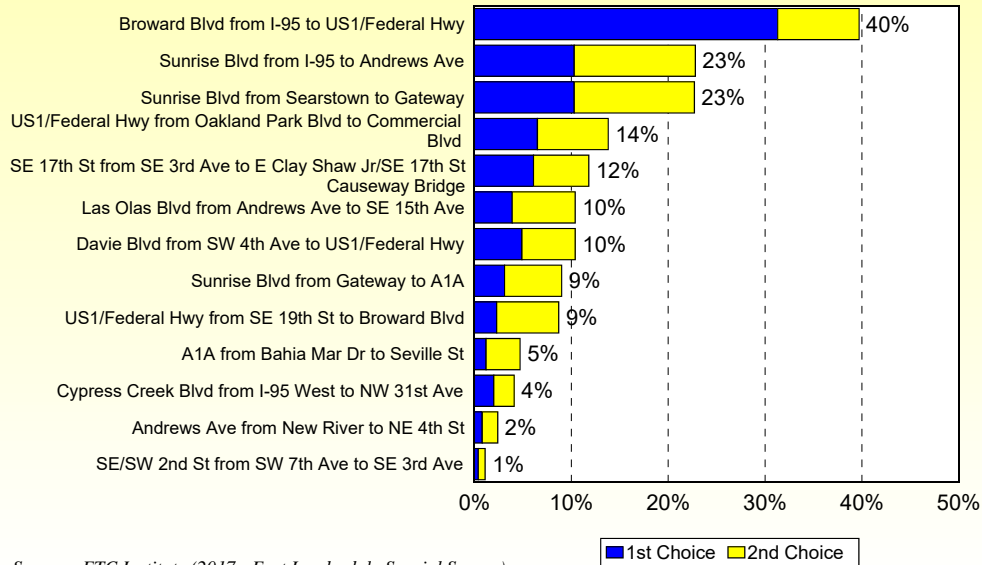
by percentage of respondents (excluding "don't know")



Source: ETC Institute (2017 - Fort Lauderdale Special Survey)

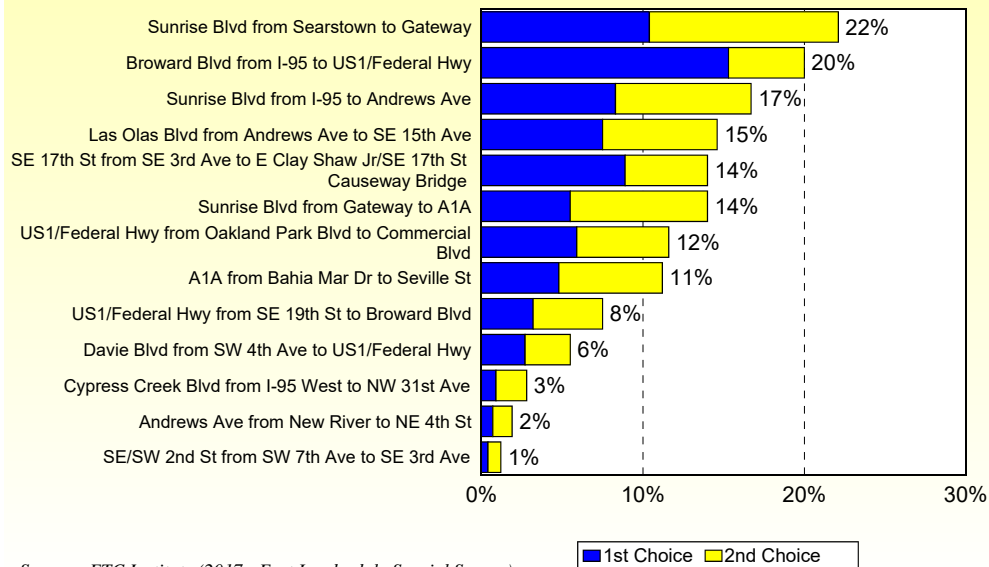
### Q7a. TWO Roadway Segments Respondents Think Should be the Top Priorities for Improvement in Fort Lauderdale (On Weekdays)

by percentage of respondents who selected the item as one of their top two choices



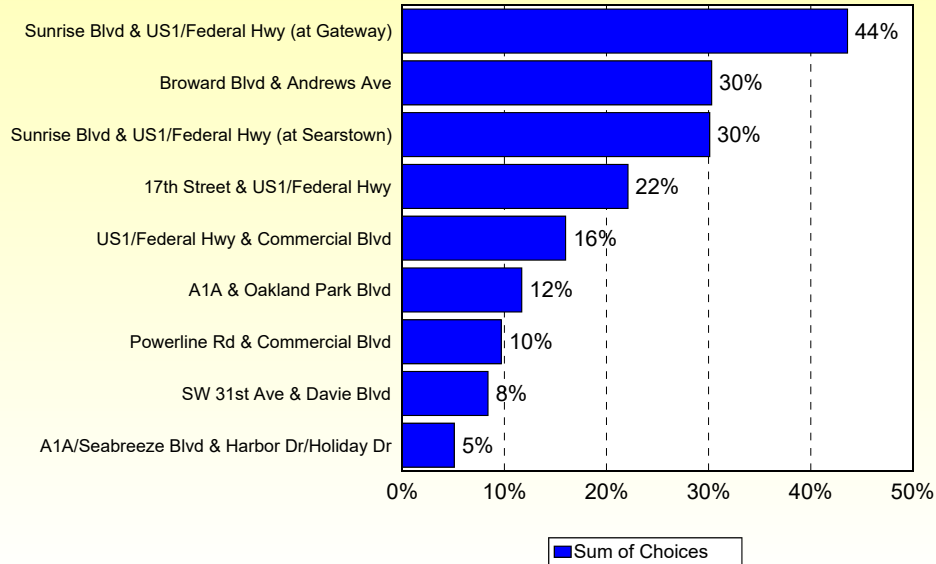
### Q7b. TWO Roadway Segments Respondents Think Should be the Top Priorities for Improvement in Fort Lauderdale (On Weekends)

by percentage of respondents who selected the item as one of their top two choices



## Q8. TWO Intersections in Fort Lauderdale That Should be the Top Priorities for Improvement

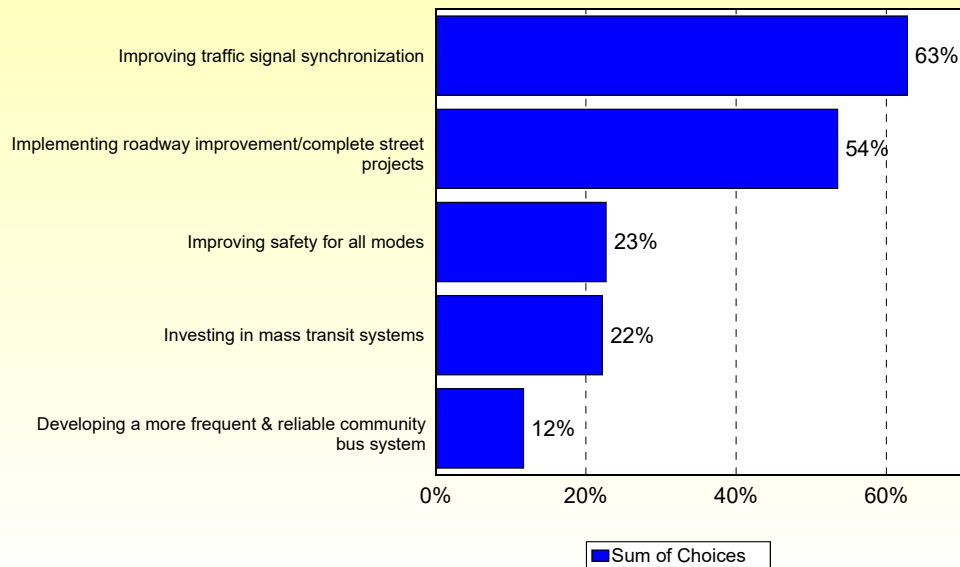
by percentage of respondents (up to two selections were allowed)



Source: ETC Institute (2017 - Fort Lauderdale Special Survey)

## Q9. TWO Areas the City Should Prioritize in the Next Year to Improve Traffic Flow

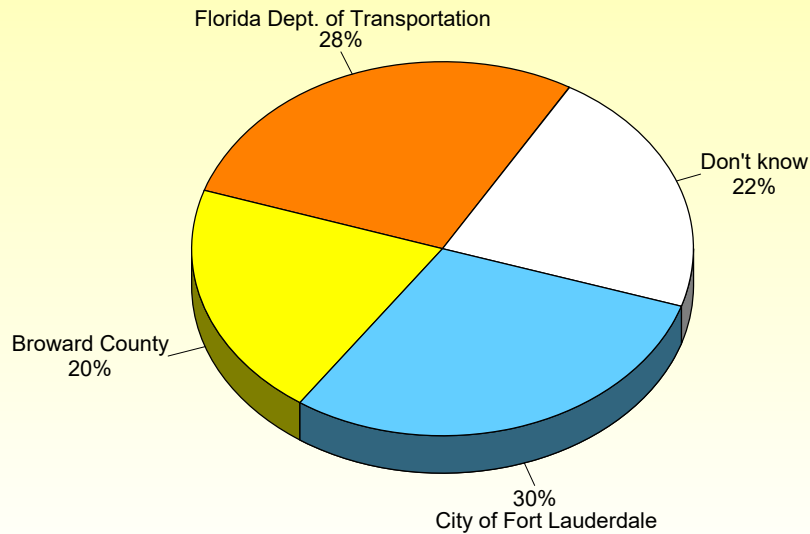
by percentage of respondents (up to two selections were allowed - excluding "don't know")



Source: ETC Institute (2017 - Fort Lauderdale Special Survey)

**Q10. Organizations That Respondents Think Are Primarily Responsible for Traffic Signals and Traffic Signage in the City**

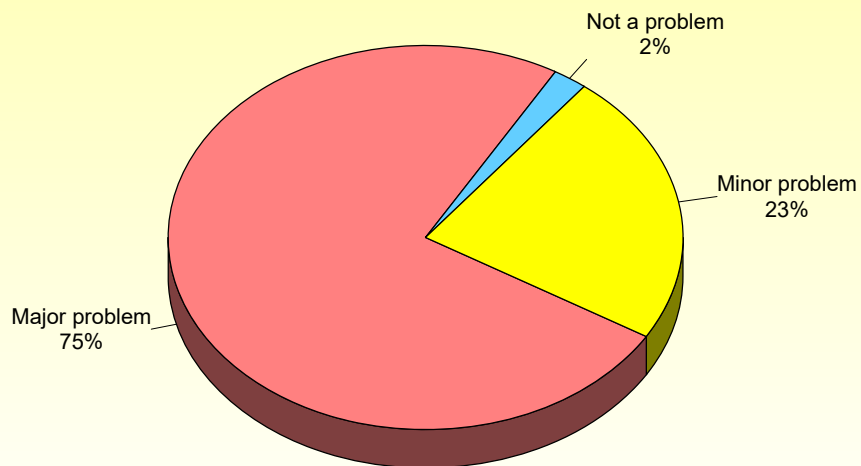
by percentage of respondents



Source: ETC Institute (2017 - Fort Lauderdale Special Survey)

**Q12. Overall, do you think homelessness is a major problem, minor problem, or not a problem in Fort Lauderdale?**

by percentage of respondents (excluding "don't know")

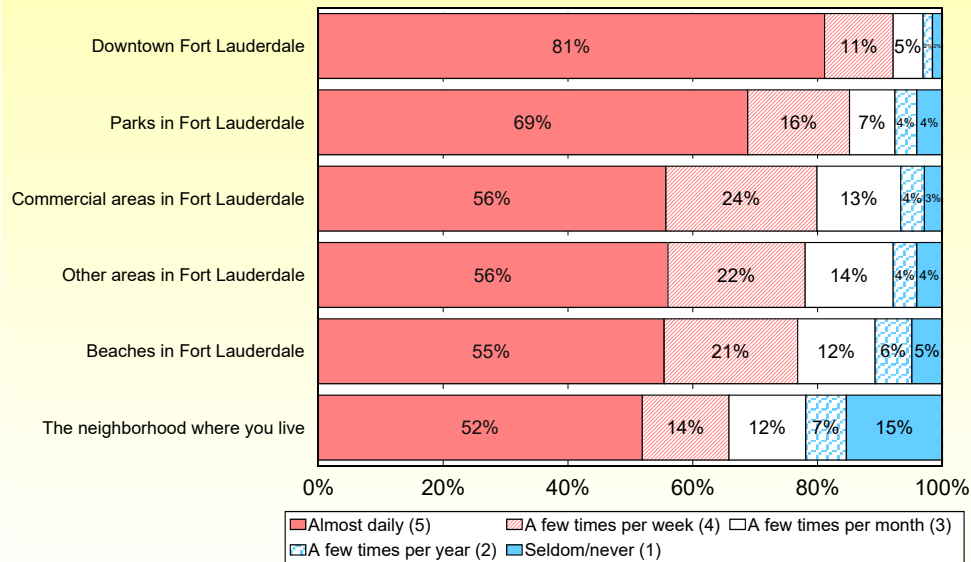


Source: ETC Institute (2017 - Fort Lauderdale Special Survey)



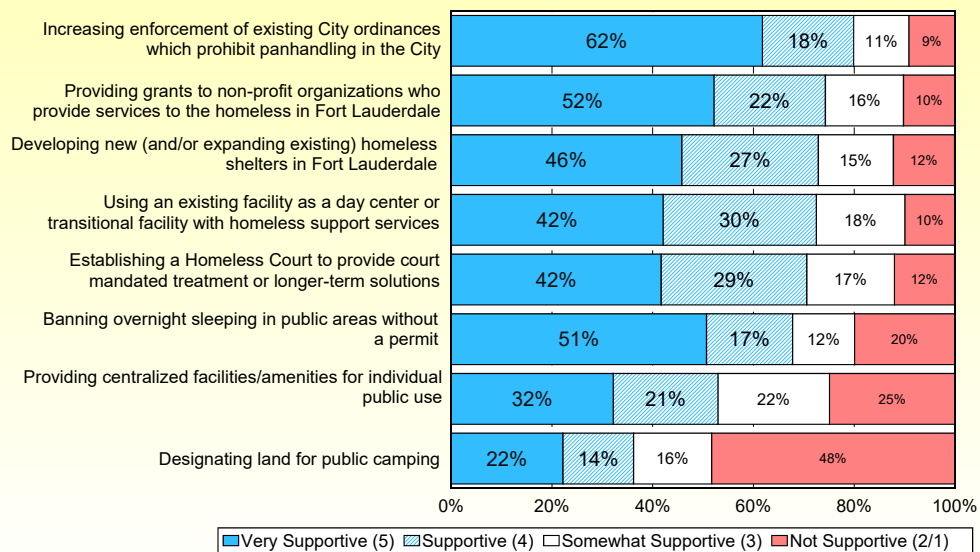
### Q13. How Often Respondents Observe Homeless People in the Following Areas of Fort Lauderdale

by percentage of respondents (excluding "don't know")



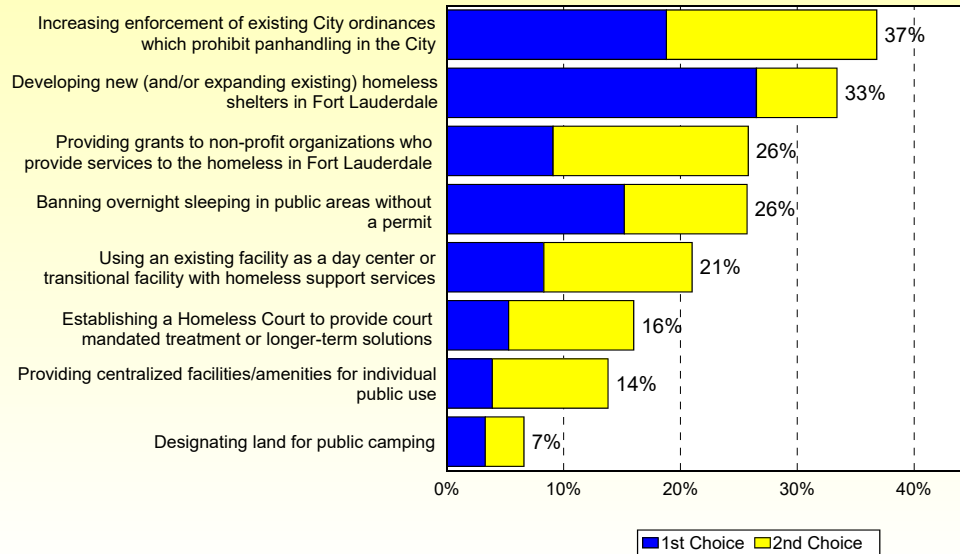
### Q14. Support for the City Doing the Following to Address Homelessness

by percentage of respondents (excluding "don't know")



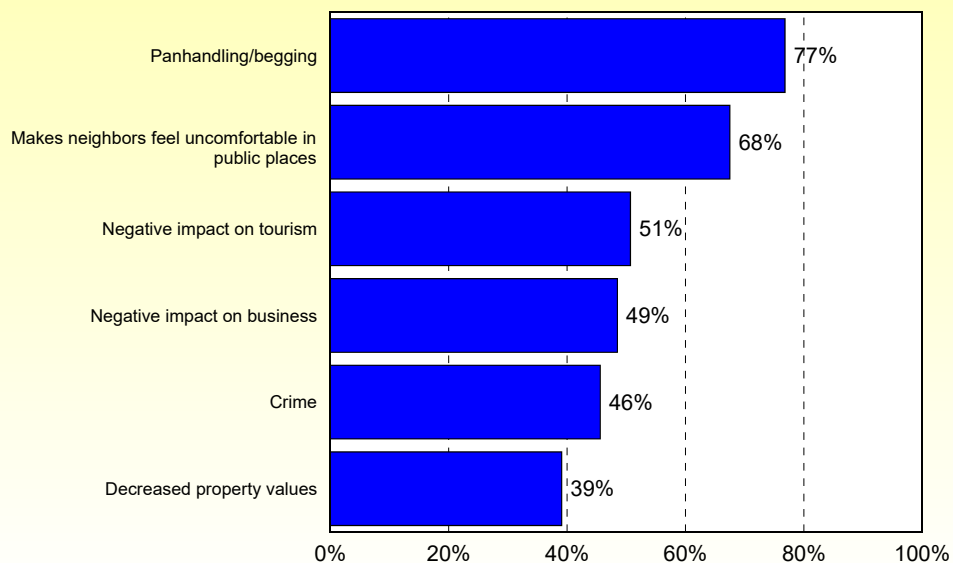
## Q15. TWO Actions Respondents Are Most Supportive of the City of Fort Lauderdale Pursuing

by percentage of respondents who selected the item as one of their top two choices



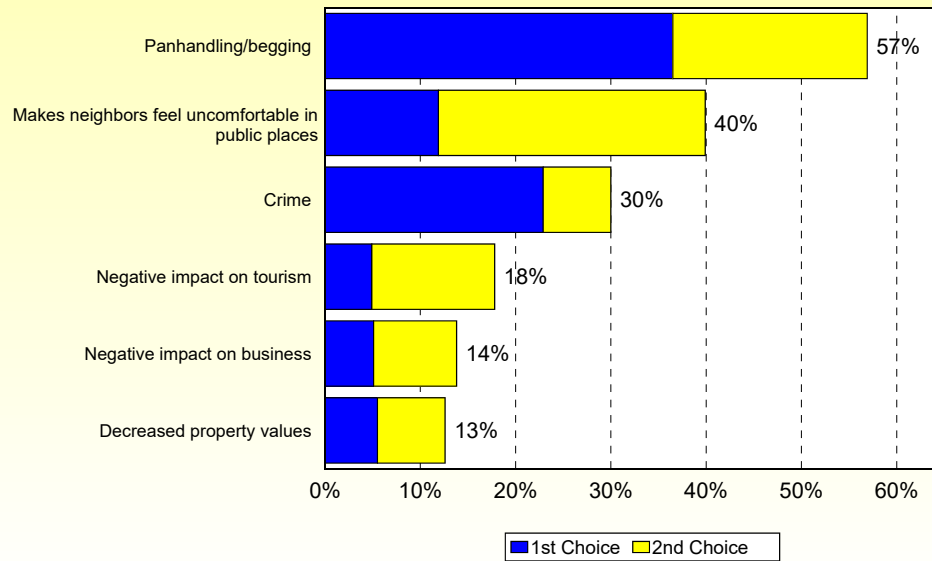
## Q16. Biggest Concerns Associated With Homelessness in Fort Lauderdale

by percentage of respondents (multiple selections could be made)



## Q17. Top TWO Concerns Associated With Homelessness in Fort Lauderdale

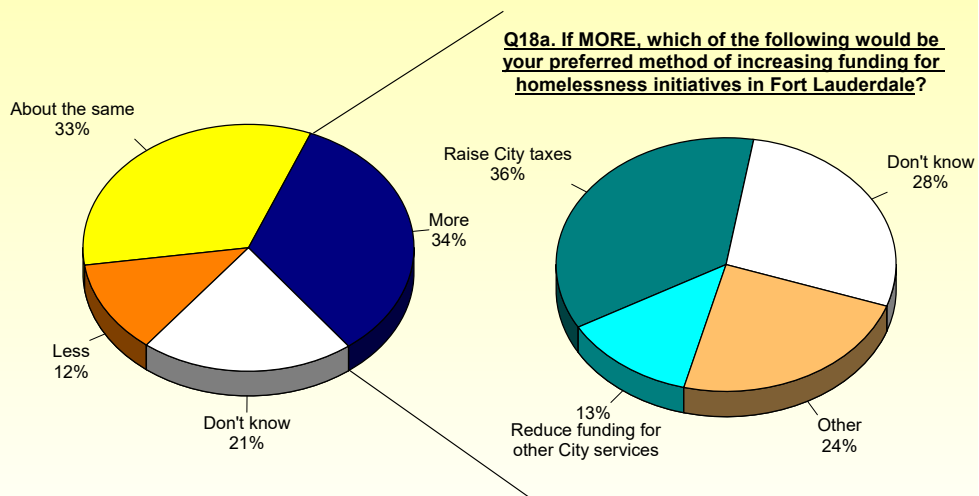
by percentage of respondents who selected the item as one of their top two choices



Source: ETC Institute (2017 - Fort Lauderdale Special Survey)

## Q18. What Respondents Think the City Should Spend on Homelessness

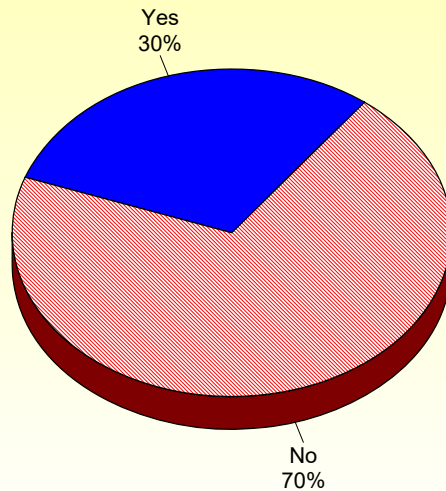
by percentage of respondents



Source: ETC Institute (2017 - Fort Lauderdale Special Survey)

**Q19. Have you or a member of your household ever participated in an outdoor feeding program?**

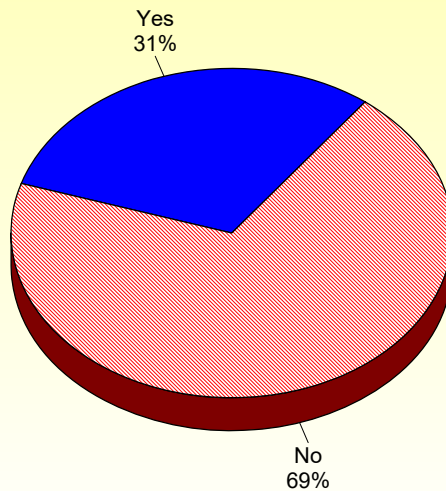
by percentage of respondents



Source: ETC Institute (2017 - Fort Lauderdale Special Survey)

**Q20. Do you or members of your household donate to panhandlers?**

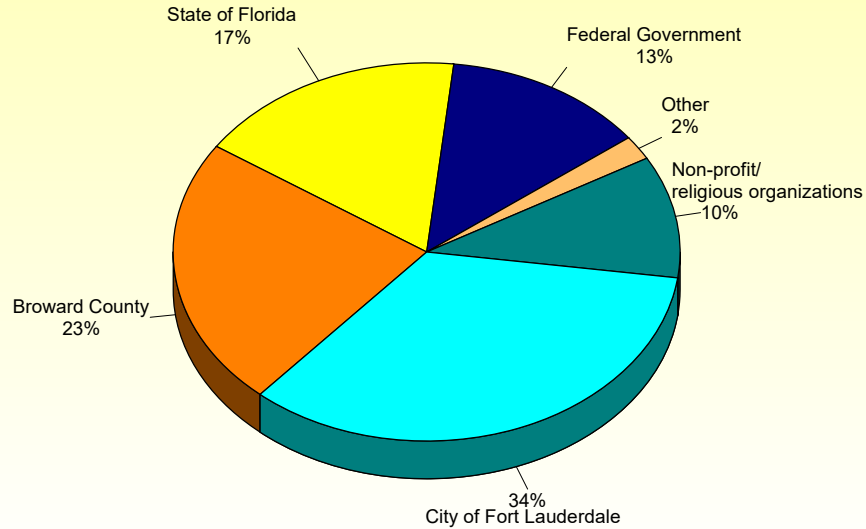
by percentage of respondents



Source: ETC Institute (2017 - Fort Lauderdale Special Survey)

### Q21. Organizations That Respondents Think Should Have the Most Responsibility for Addressing the Issue of Homelessness in Fort Lauderdale

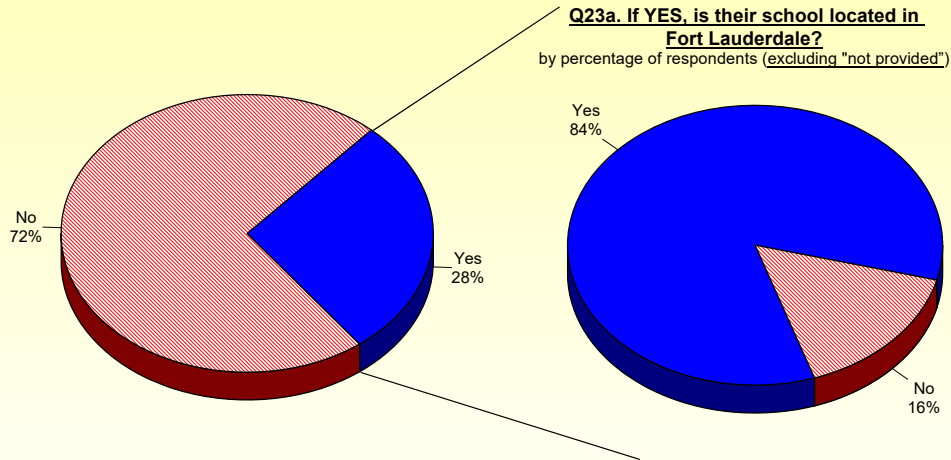
by percentage of respondents who are employed outside the home (excluding "not provided")



Source: ETC Institute (2017 - Fort Lauderdale Special Survey)

### Q23. Do you currently have school age children (grades K-12) living at home?

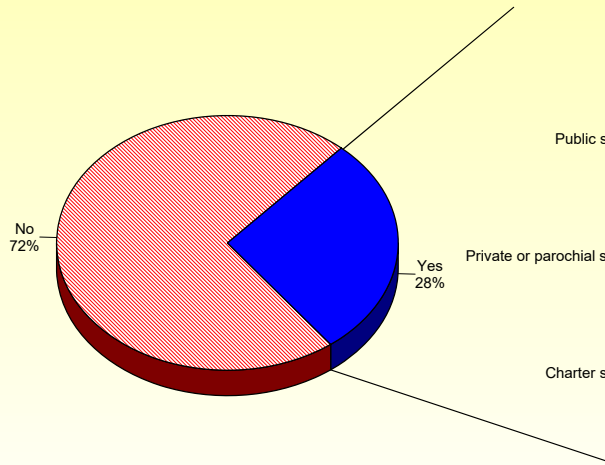
by percentage of respondents



Source: ETC Institute (2017 - Fort Lauderdale Special Survey)

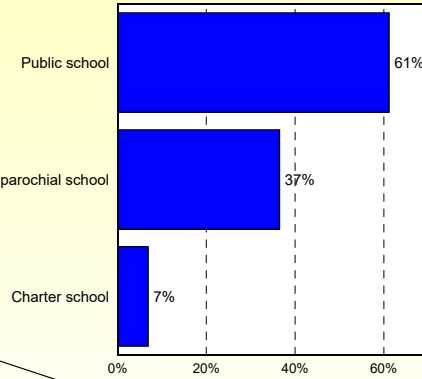
## Q23. Do you currently have school age children (grades K-12) living at home?

by percentage of respondents



### Q23b. If YES, what type(s) of school do they attend?

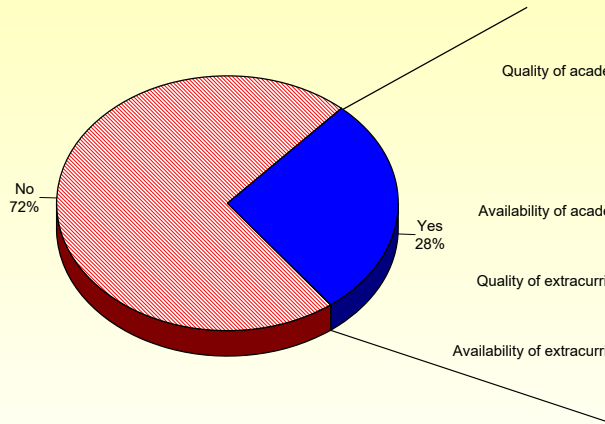
by percentage of respondents  
(multiple selections could be made)



Source: ETC Institute (2017 - Fort Lauderdale Special Survey)

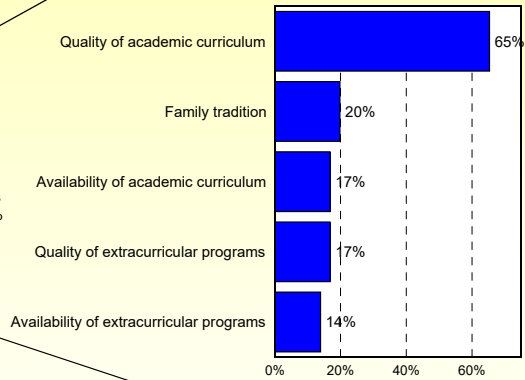
## Q23. Do you currently have school age children (grades K-12) living at home?

by percentage of respondents



### Q23c. If YES, what has influenced your decision not to send your children to public school?

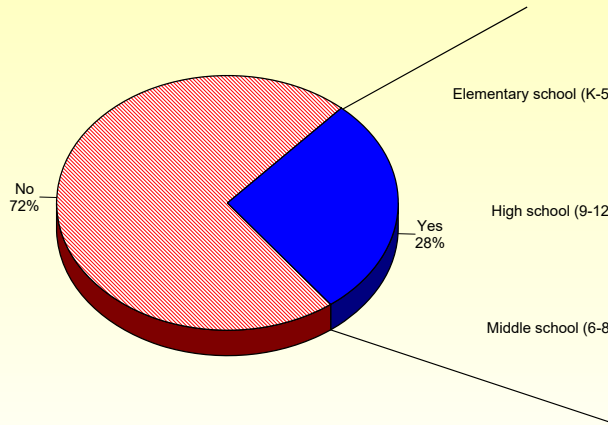
by percentage of respondents  
(multiple selections could be made)



Source: ETC Institute (2017 - Fort Lauderdale Special Survey)

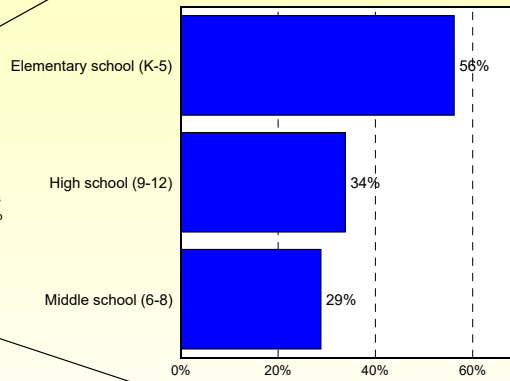
## Q23. Do you currently have school age children (grades K-12) living at home?

by percentage of respondents



### Q23d. If YES, in what levels of school are they currently enrolled?

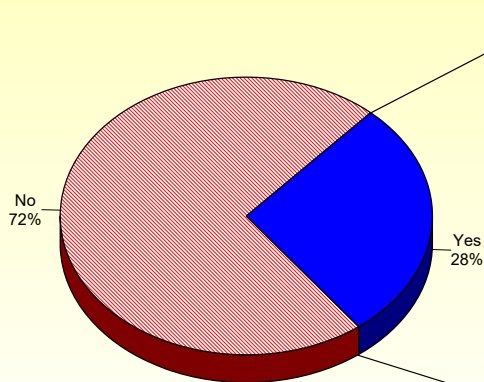
by percentage of respondents  
(multiple selections could be made)



Source: ETC Institute (2017 - Fort Lauderdale Special Survey)

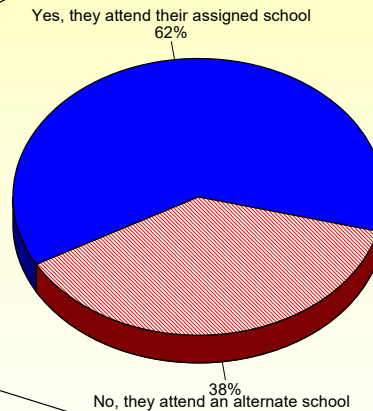
## Q23. Do you currently have school age children (grades K-12) living at home?

by percentage of respondents



### Q23e. If YES, and your children attend public schools, do they attend their assigned school?

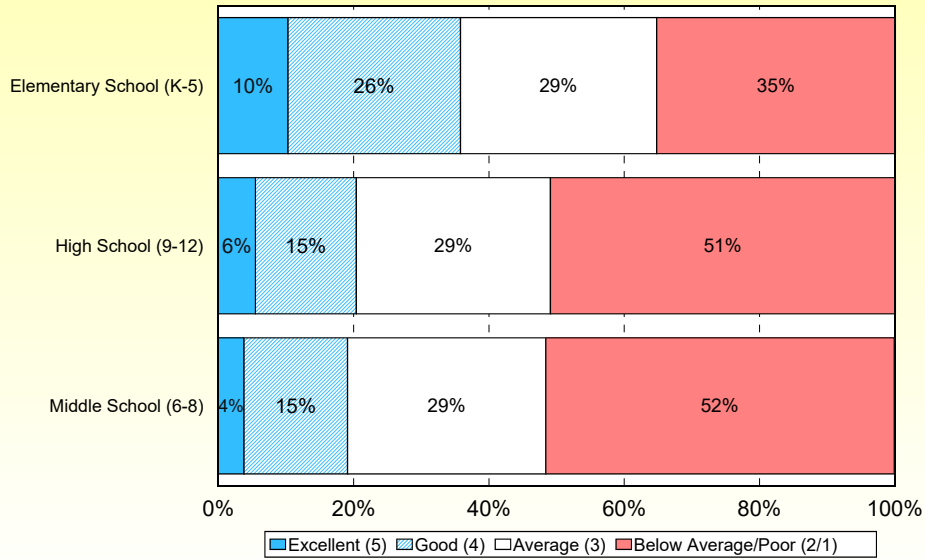
by percentage of respondents (excluding "not provided")



Source: ETC Institute (2017 - Fort Lauderdale Special Survey)

## Q24. Ratings of the Quality of Public Schools in Fort Lauderdale

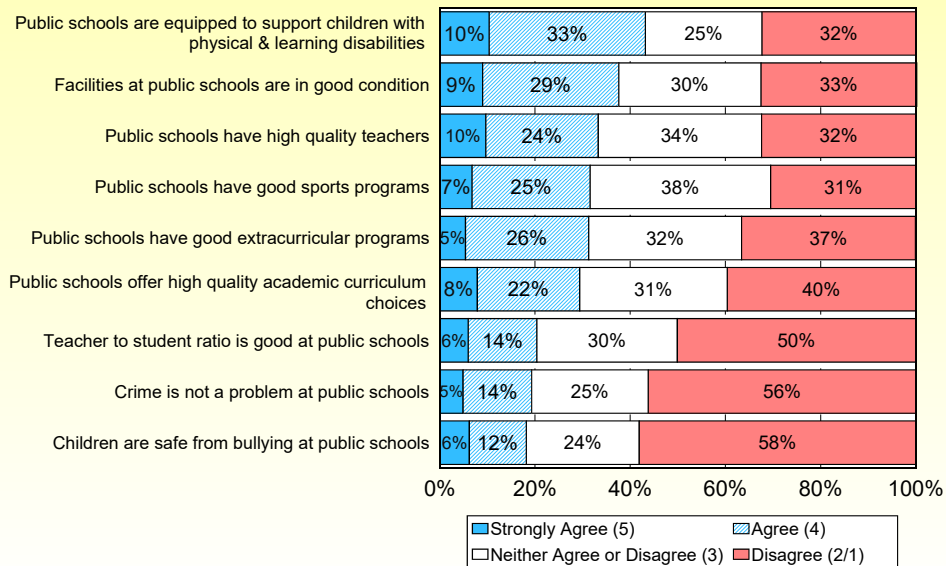
by percentage of respondents (excluding "don't know")



Source: ETC Institute (2017 - Fort Lauderdale Special Survey)

## Q25a. Agreement With the Following Statements About Public Schools in Fort Lauderdale (Elementary Schools)

by percentage of respondents (excluding "don't know")

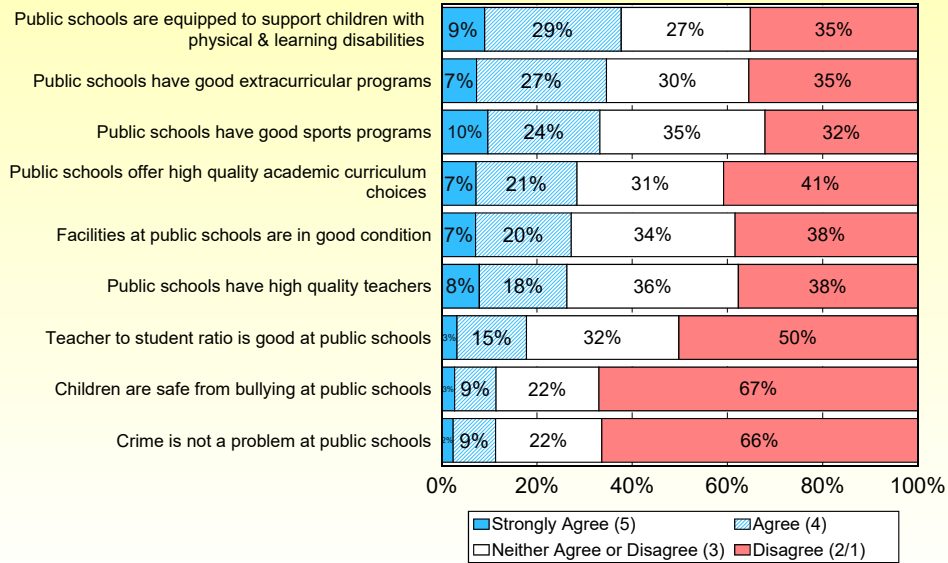


Source: ETC Institute (2017 - Fort Lauderdale Special Survey)



## Q25b. Agreement With the Following Statements About Public Schools in Fort Lauderdale (Middle Schools)

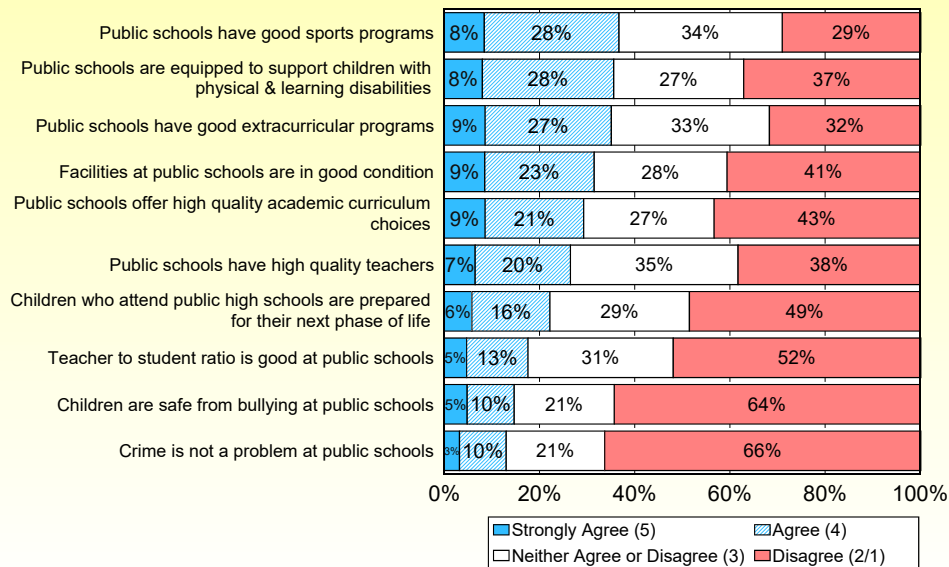
by percentage of respondents (excluding "don't know")



Source: ETC Institute (2017 - Fort Lauderdale Special Survey)

## Q25c. Agreement With the Following Statements About Public Schools in Fort Lauderdale (High Schools)

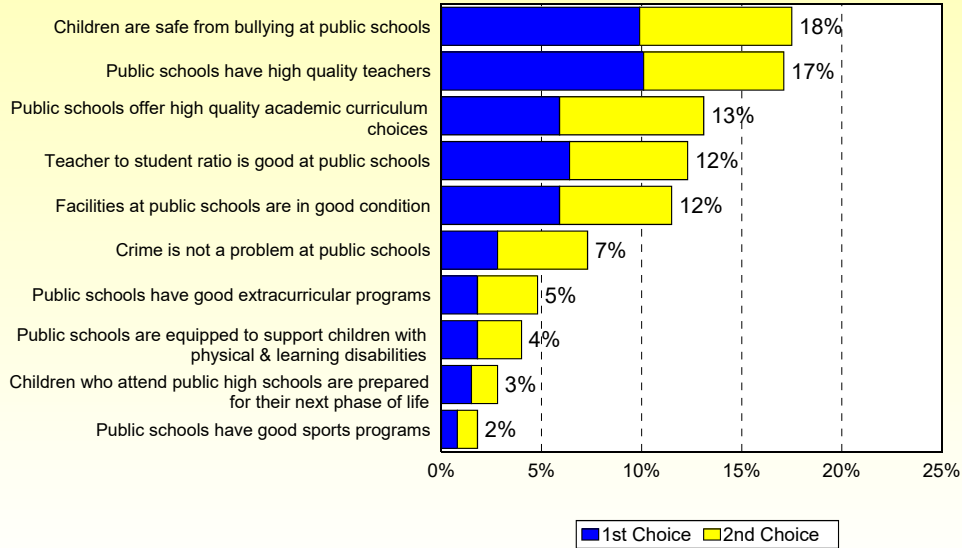
by percentage of respondents (excluding "don't know")



Source: ETC Institute (2017 - Fort Lauderdale Special Survey)

## Q26. Top TWO Priorities for Improvement in the Public Schools in Fort Lauderdale (Elementary K-5)

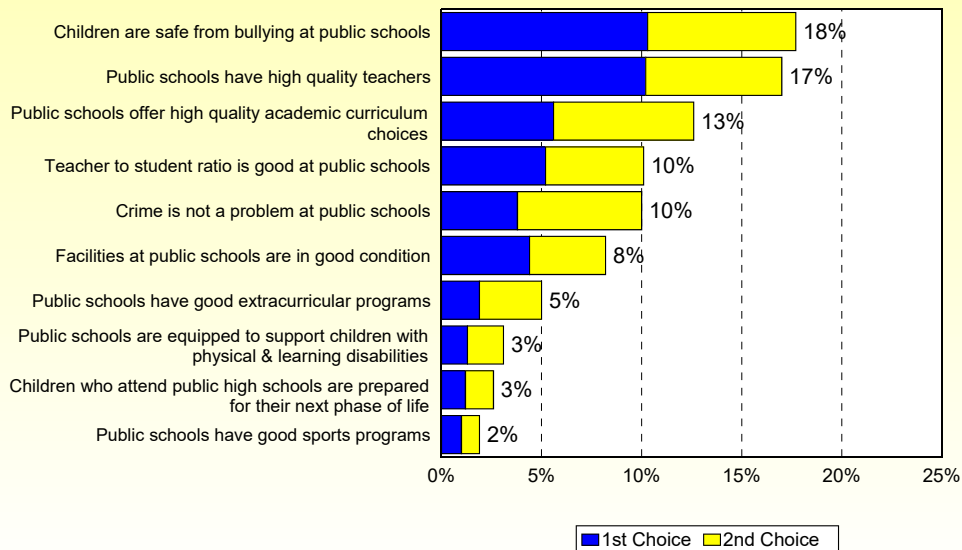
by percentage of respondents who selected the item as one of their top two choices



Source: ETC Institute (2017 - Fort Lauderdale Special Survey)

## Q26. Top TWO Priorities for Improvement in the Public Schools in Fort Lauderdale (Middle School 6-8)

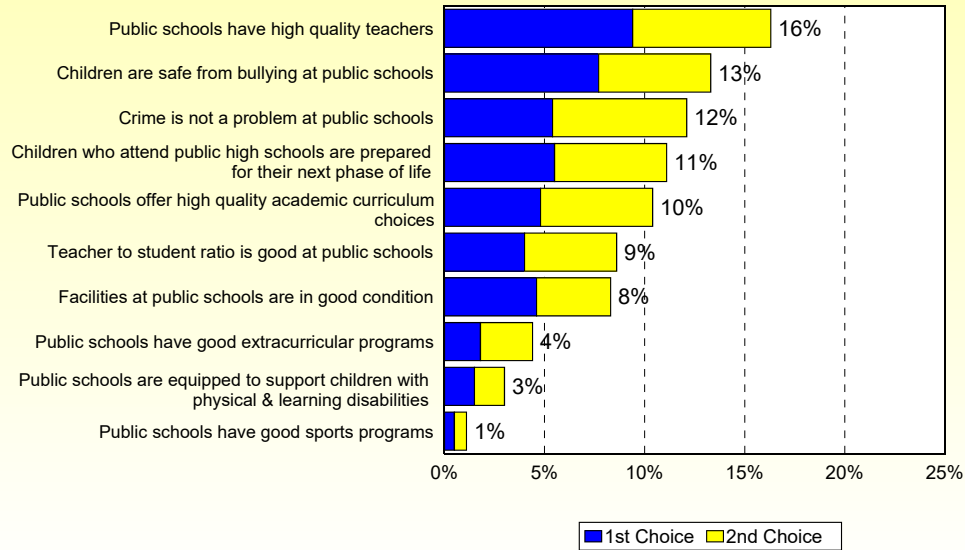
by percentage of respondents who selected the item as one of their top two choices



Source: ETC Institute (2017 - Fort Lauderdale Special Survey)

## Q26. Top TWO Priorities for Improvement in the Public Schools in Fort Lauderdale (High School 9-12)

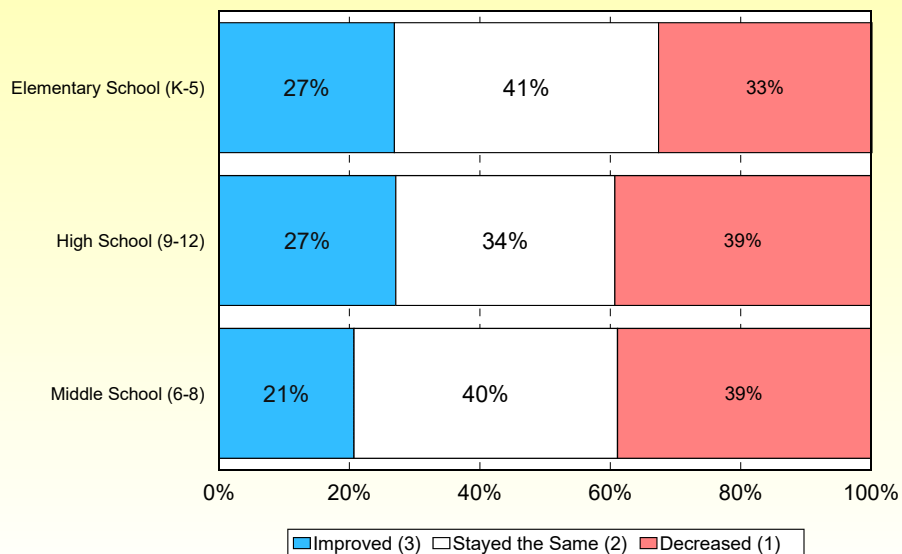
by percentage of respondents who selected the item as one of their top two choices



Source: ETC Institute (2017 - Fort Lauderdale Special Survey)

## Q27. How the Quality of Public Schools in Fort Lauderdale Has Changed Compared to 5 Years Ago

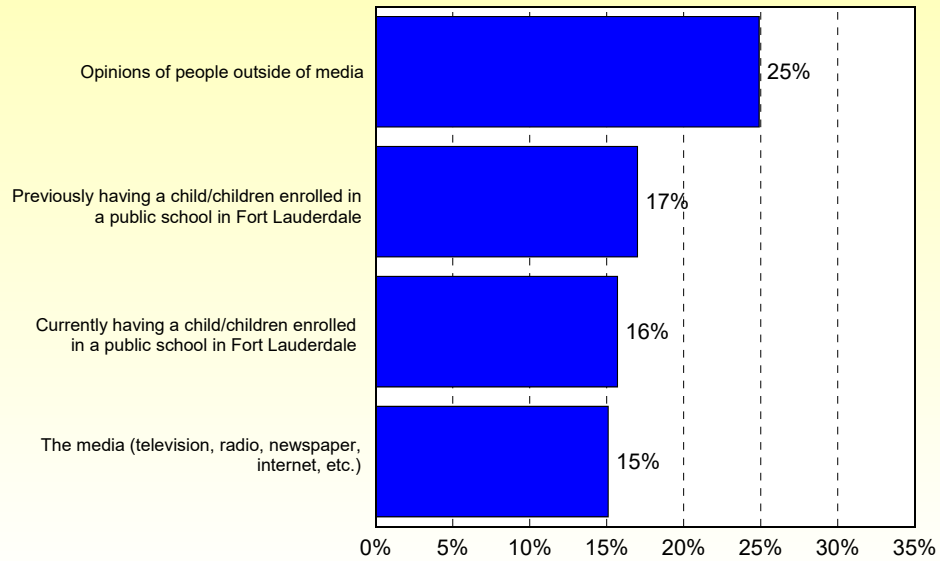
by percentage of respondents (excluding "don't know")



Source: ETC Institute (2017 - Fort Lauderdale Special Survey)

## Q28. Items That Have Most Influenced Respondents in Their Answers About Public Schools in Fort Lauderdale

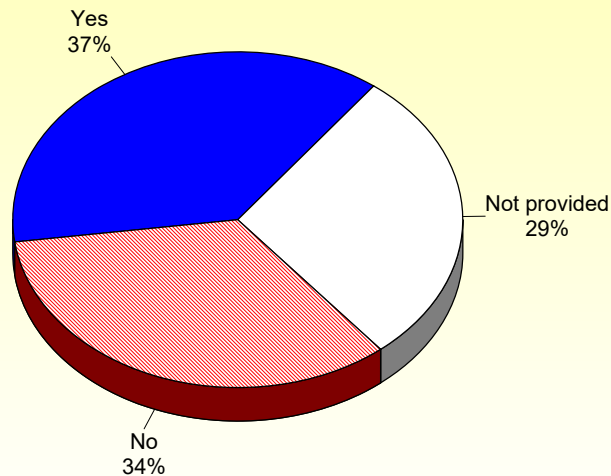
by percentage of respondents (multiple selections could be made)



Source: ETC Institute (2017 - Fort Lauderdale Special Survey)

## Q29. Do you think the City of Fort Lauderdale should open a charter school?

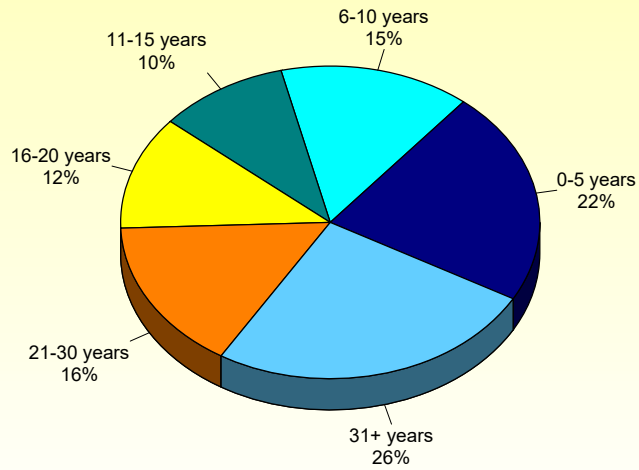
by percentage of respondents



Source: ETC Institute (2017 - Fort Lauderdale Special Survey)

### Q31. Approximately how many years have you lived in Fort Lauderdale?

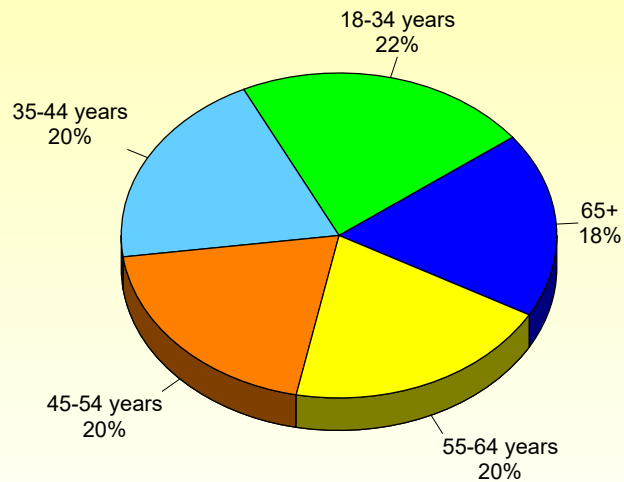
by percentage of respondents (excluding "not provided")



Source: ETC Institute (2017 - Fort Lauderdale Special Survey)

### Q32. What is your age?

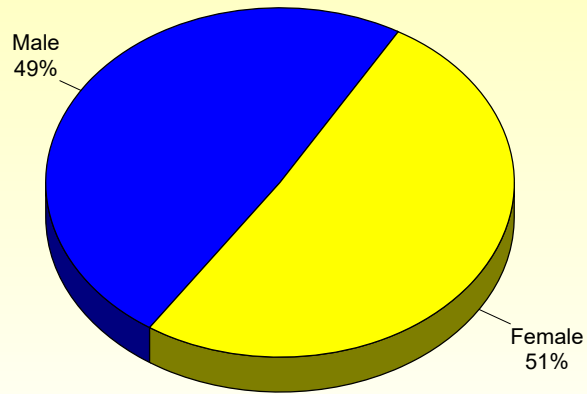
by percentage of respondents (excluding "not provided")



Source: ETC Institute (2017 - Fort Lauderdale Special Survey)

### Q33. Gender

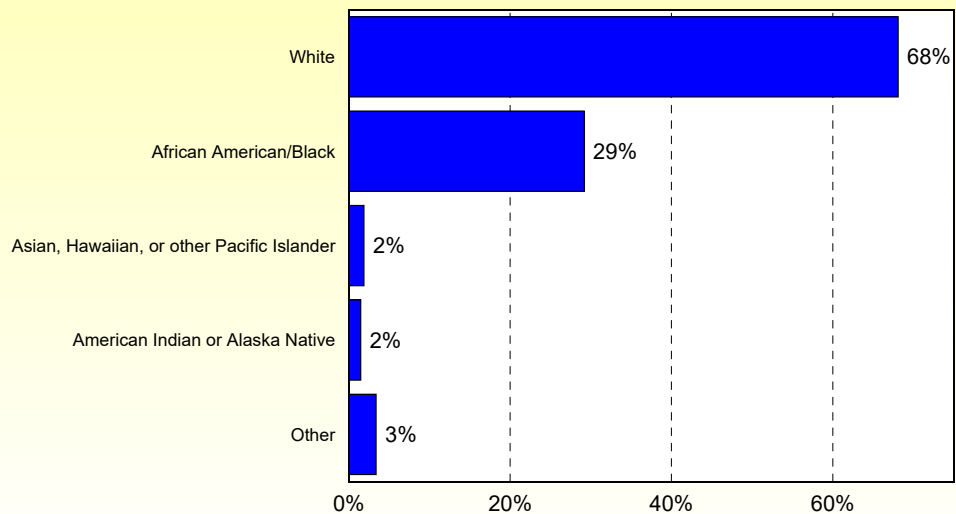
by percentage of respondents



Source: ETC Institute (2017 - Fort Lauderdale Special Survey)

### Q34. Which of the following best describes your race?

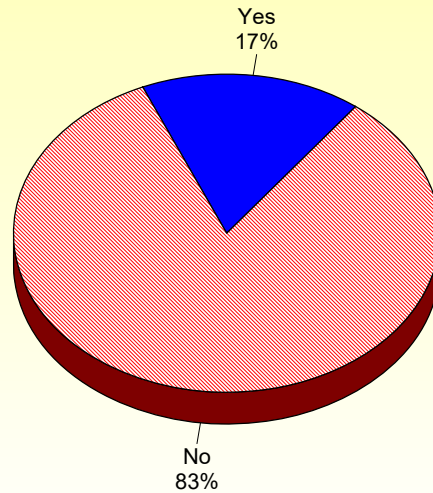
by percentage of respondents (multiple selections could be made)



Source: ETC Institute (2017 - Fort Lauderdale Special Survey)

### Q35. Are you of Hispanic, Latino, or other Spanish ancestry?

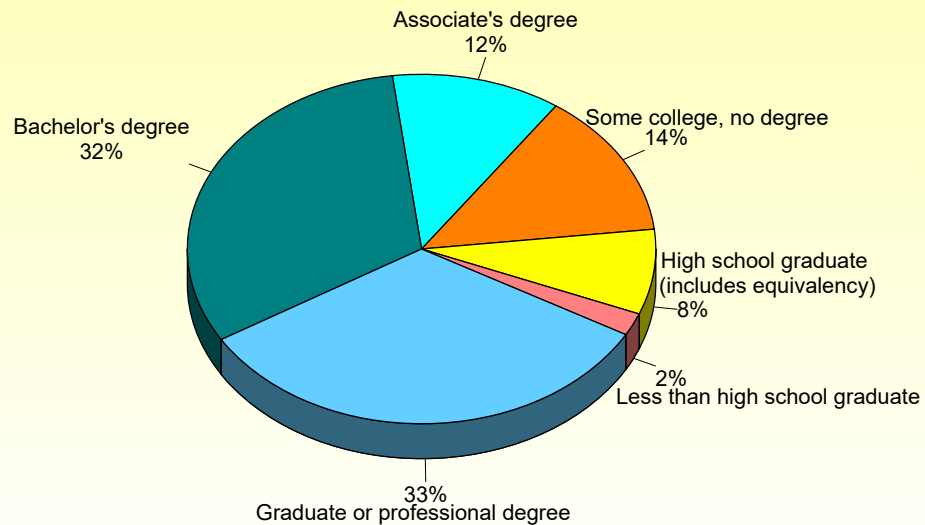
by percentage of respondents (excluding "not provided")



Source: ETC Institute (2017 - Fort Lauderdale Special Survey)

### Q36. What is the highest level of education a member of your household has received?

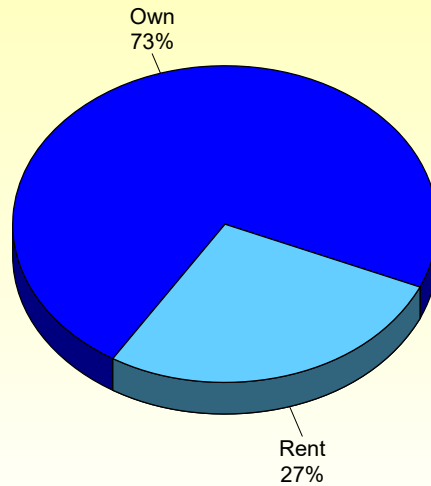
by percentage of respondents (excluding "not provided")



Source: ETC Institute (2017 - Fort Lauderdale Special Survey)

### Q37. Do you own or rent your home?

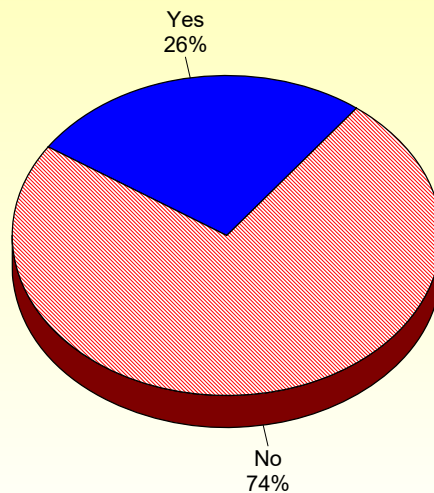
by percentage of respondents (excluding "not provided")



Source: ETC Institute (2017 - Fort Lauderdale Special Survey)

### Q38. Do you own or manage a business in the City of Fort Lauderdale?

by percentage of respondents (excluding "not provided")



Source: ETC Institute (2017 - Fort Lauderdale Special Survey)



## Section 2:

# GIS Maps by District

---

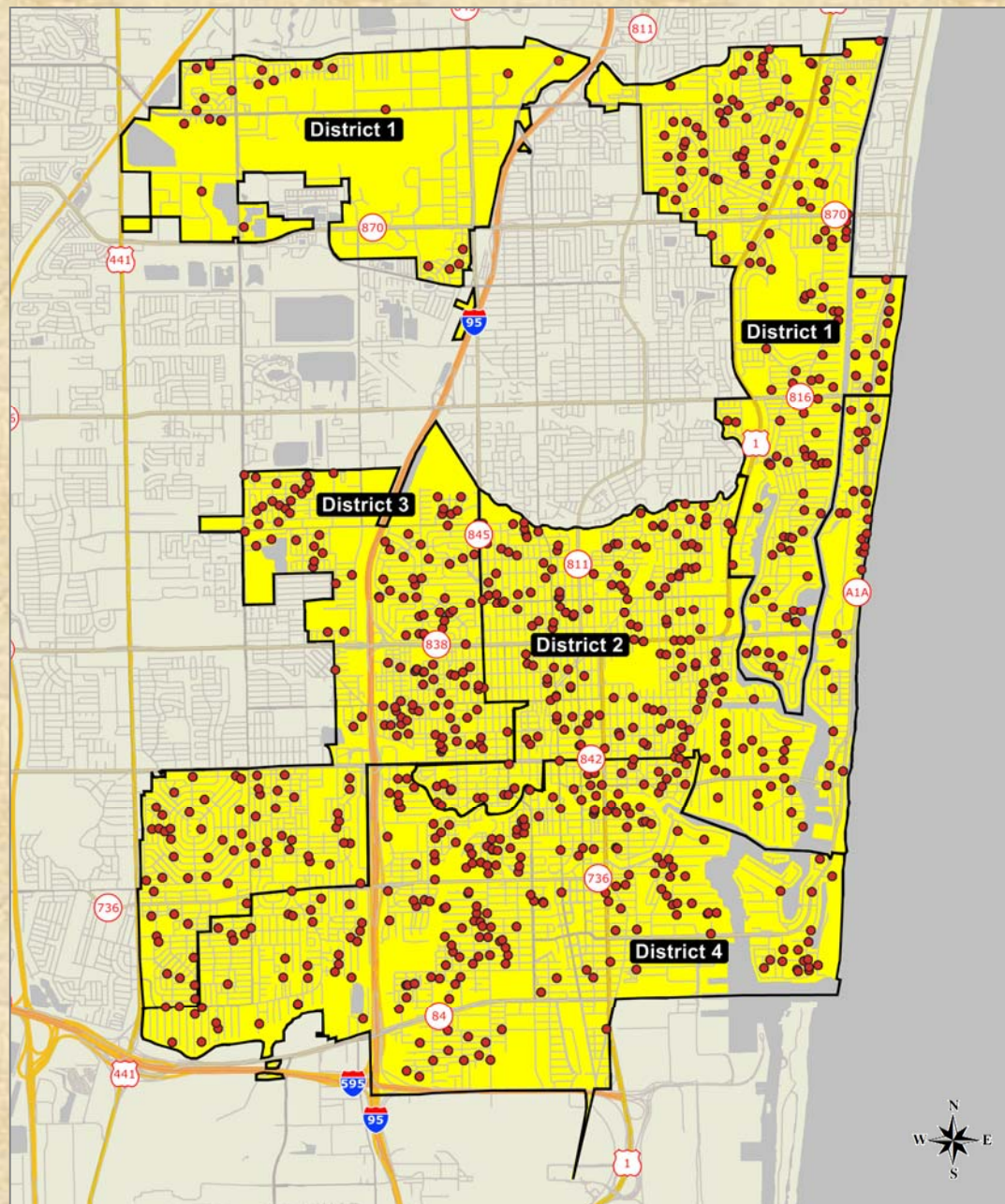
# Interpreting the Maps

The maps on the following pages show the mean ratings for several questions on the survey by District. If all areas on a map are the same color, then residents generally feel the same about that issue regardless of the location of their home.

When reading the maps, please use the following color scheme as a guide:

- **DARK/LIGHT BLUE** shades indicate POSITIVE ratings. Shades of blue generally indicate satisfaction with a service, ratings of “excellent” or “good” and ratings of “very safe” or “safe.”
- **OFF-WHITE** shades indicate NEUTRAL ratings. Shades of neutral generally indicate that residents thought the quality of service delivery is adequate.
- **ORANGE/RED** shades indicate NEGATIVE ratings. Shades of orange/red generally indicate dissatisfaction with a service, ratings of “below average” or “poor” and ratings of “unsafe” or “very unsafe.”

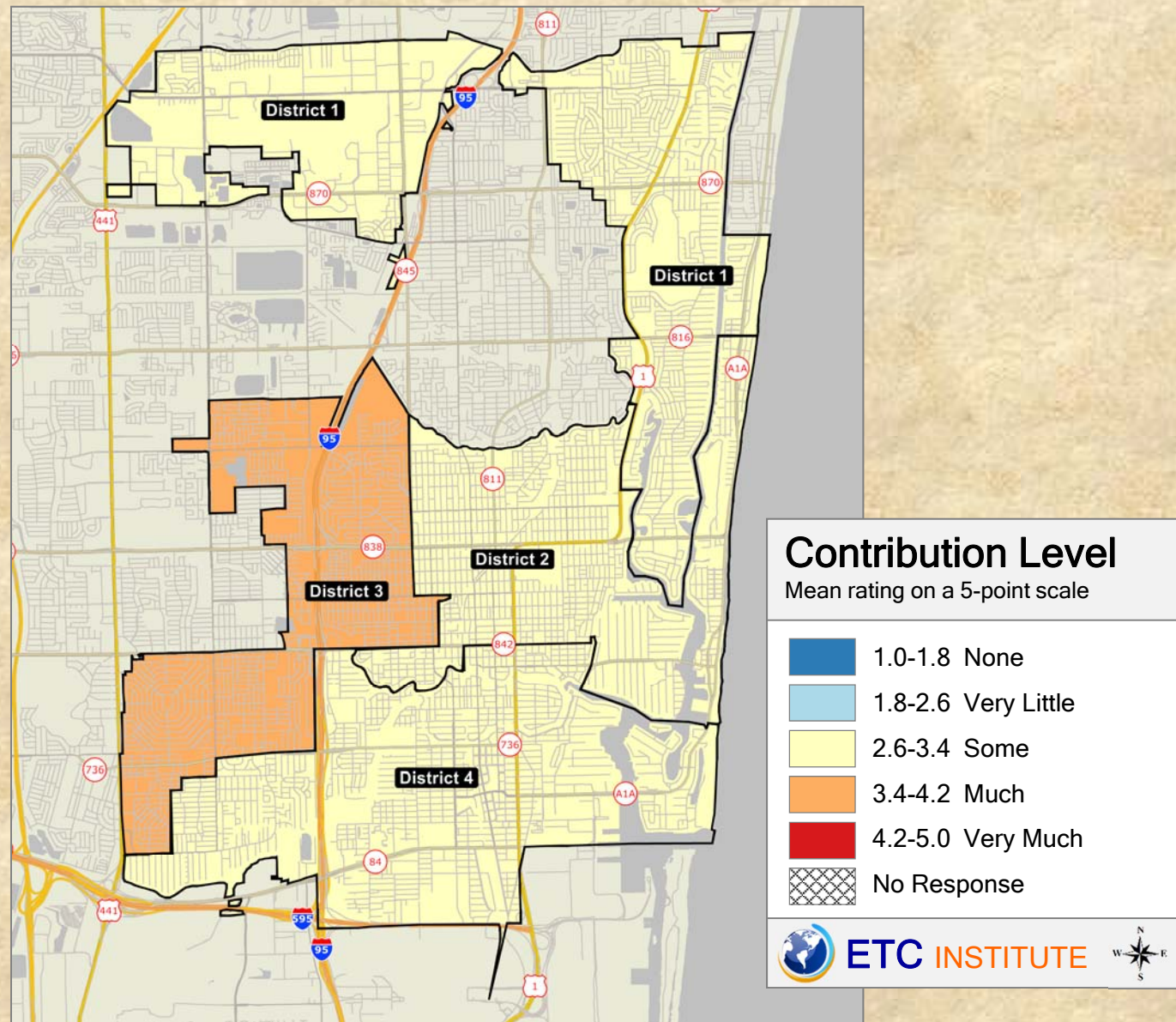
## Location of Survey Respondents



## 2017 City of Fort Lauderdale Special Survey



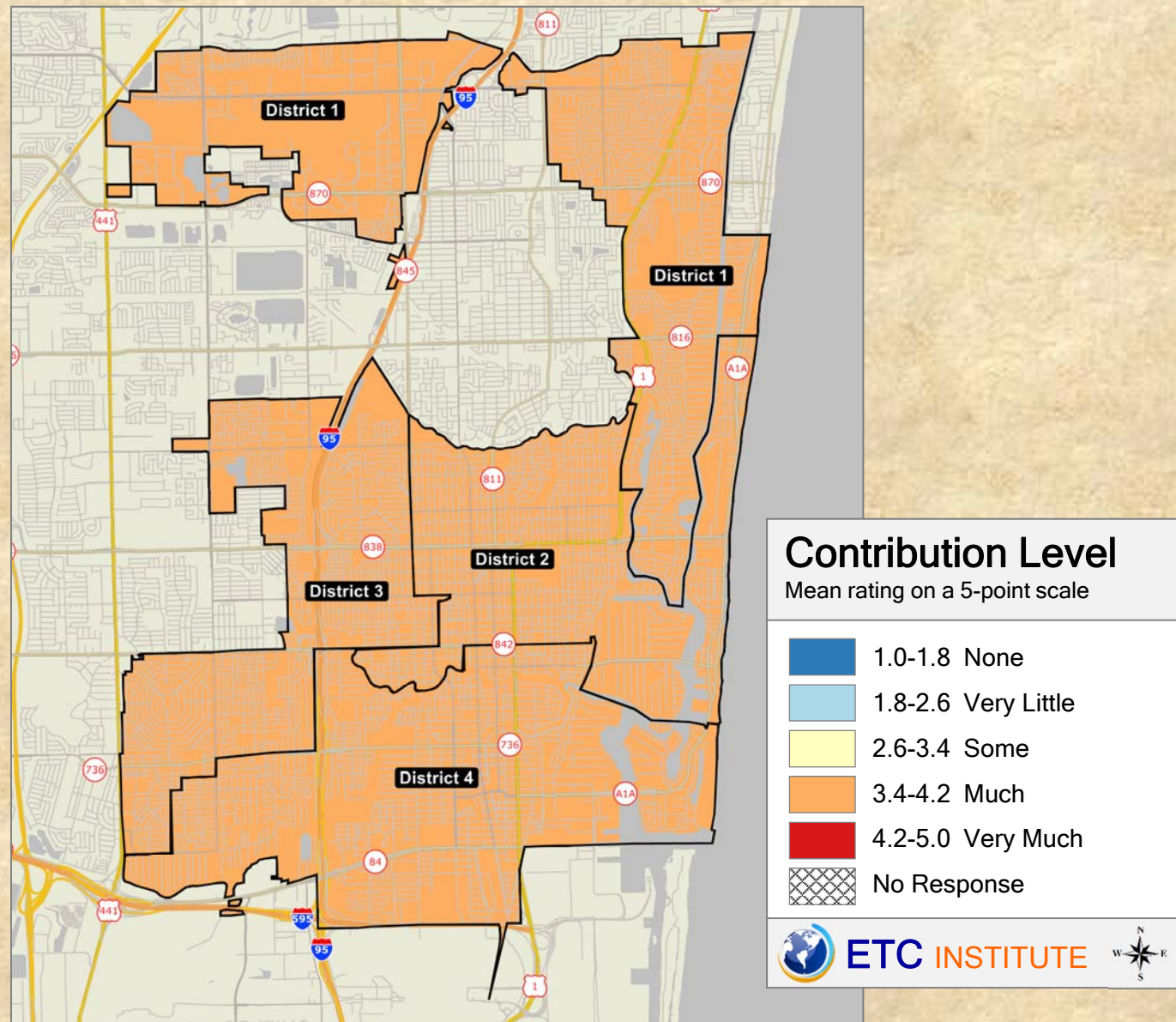
## Q1-01 How much poorly maintained streets contribute to traffic congestion



### 2017 City of Fort Lauderdale Special Survey

Shading reflects the mean rating for all respondents by Commission District

## Q1-02 How much poorly timed traffic signals contribute to traffic congestion

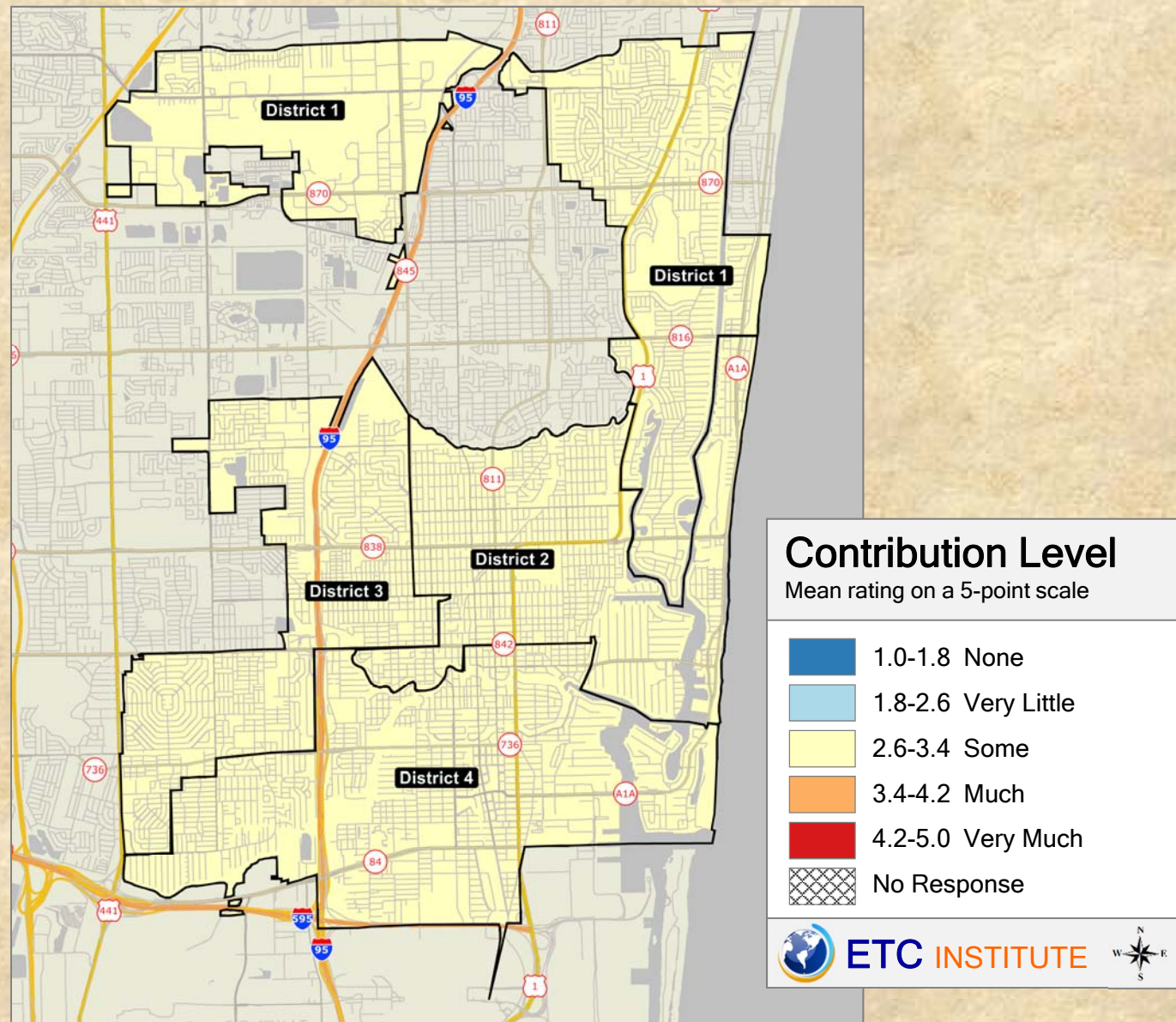


### 2017 City of Fort Lauderdale Special Survey

Shading reflects the mean rating for all respondents by Commission District



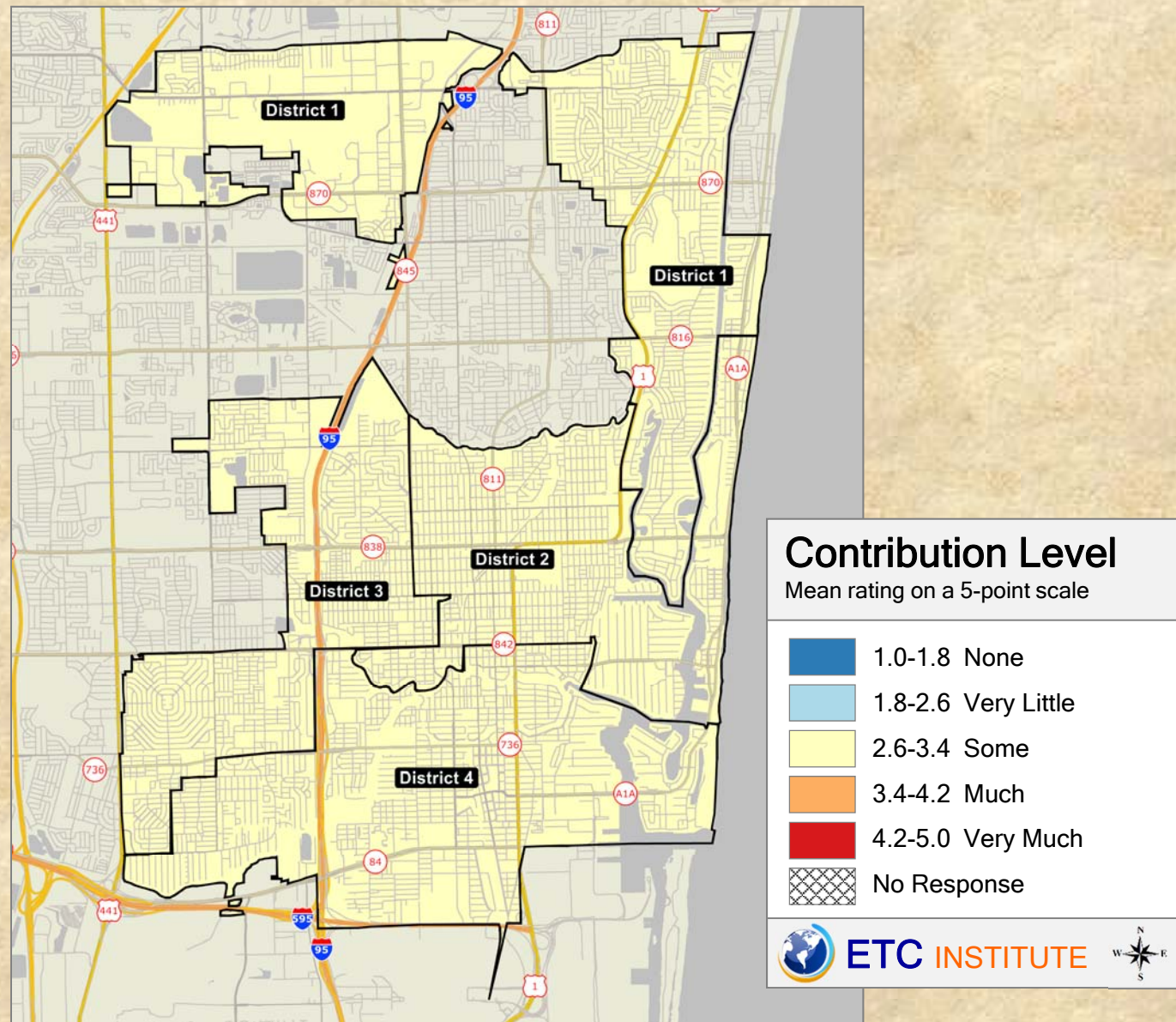
## Q1-03 How much lack of turning lanes contribute to traffic congestion



### 2017 City of Fort Lauderdale Special Survey

Shading reflects the mean rating for all respondents by Commission District

## Q1-04 How much lack of alternative forms of transportation contributes to traffic congestion

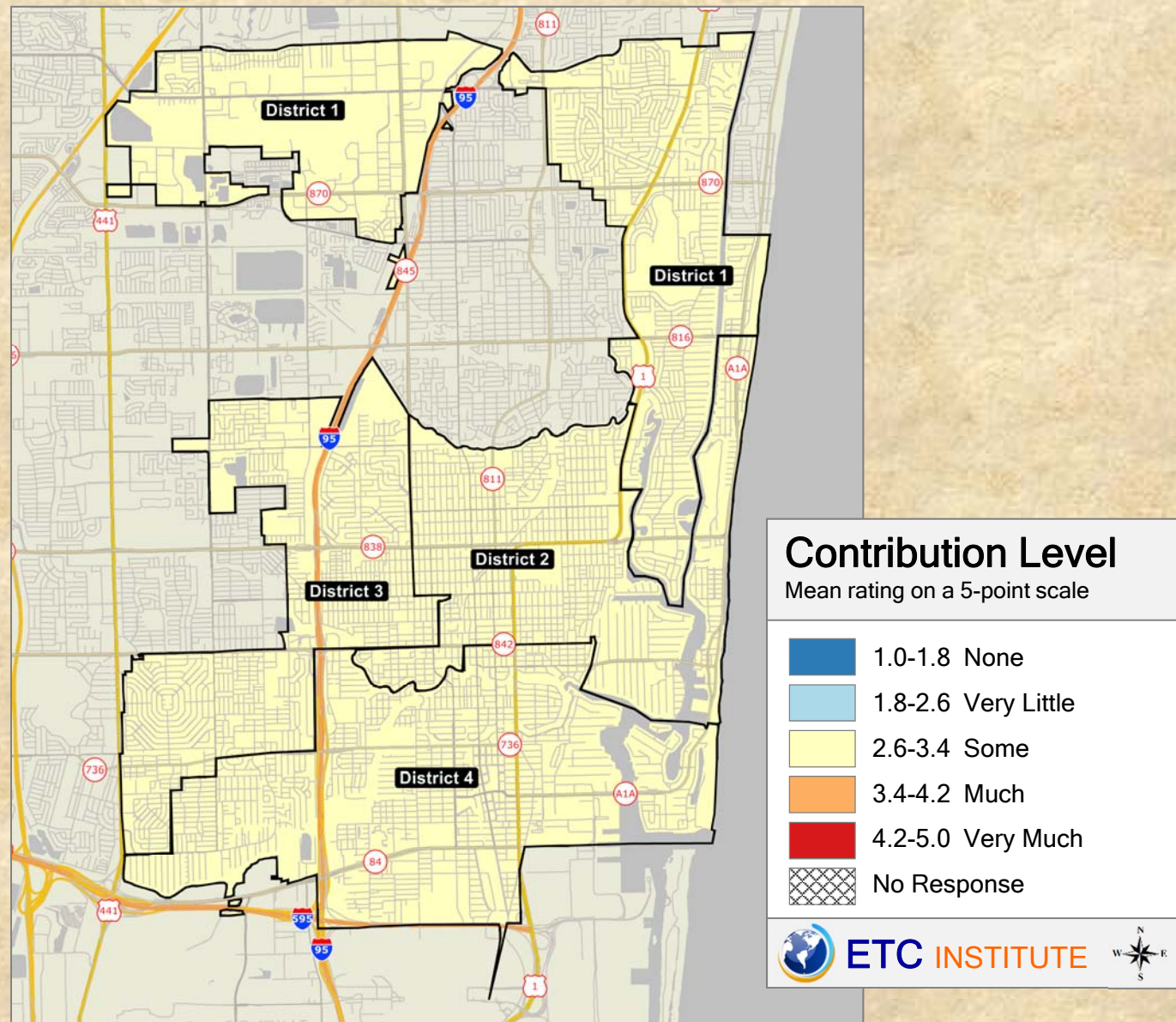


### 2017 City of Fort Lauderdale Special Survey

Shading reflects the mean rating for all respondents by Commission District



## Q1-05 How much conventions and special events contribute to traffic congestion

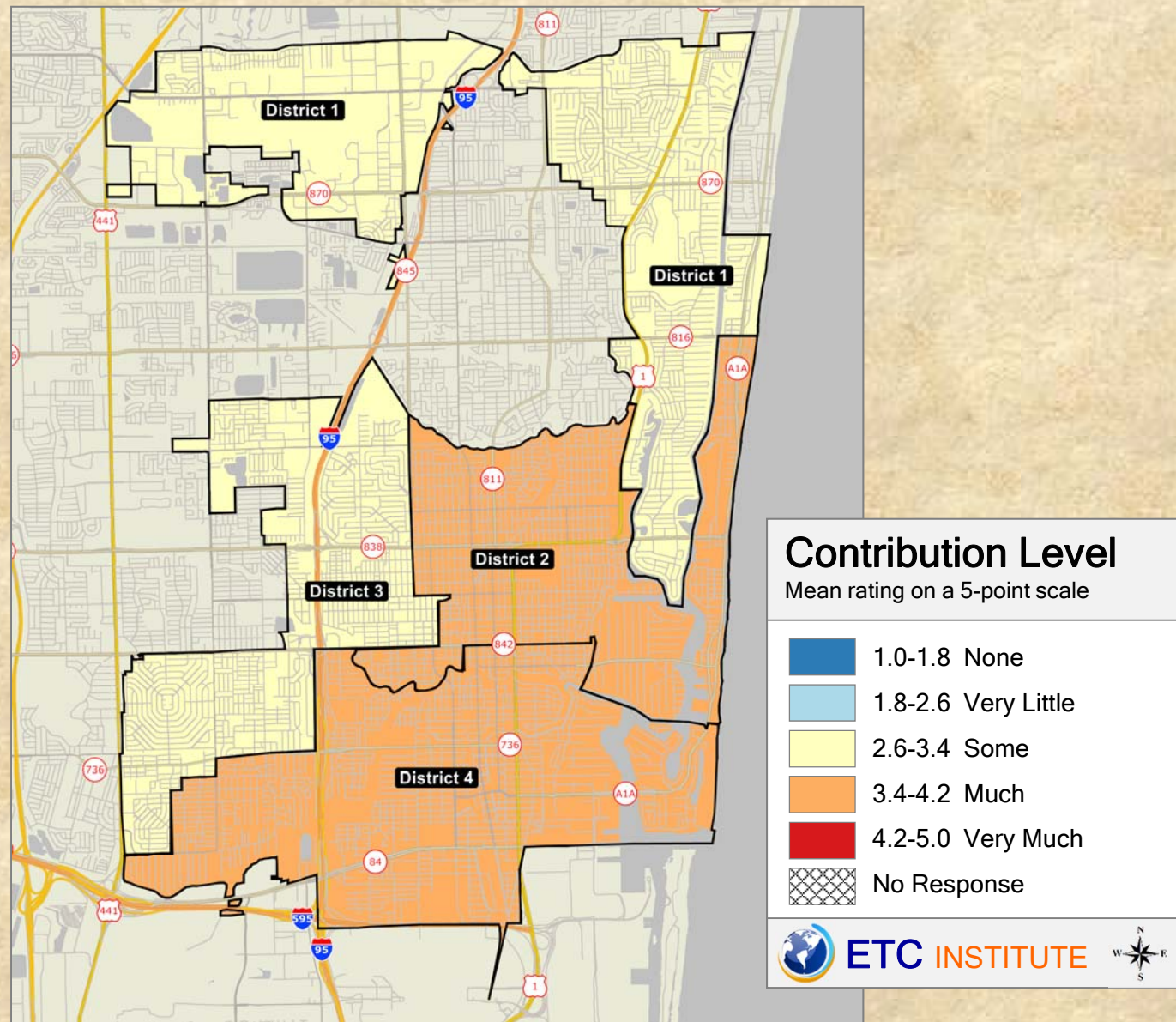


### 2017 City of Fort Lauderdale Special Survey

Shading reflects the mean rating for all respondents by Commission District



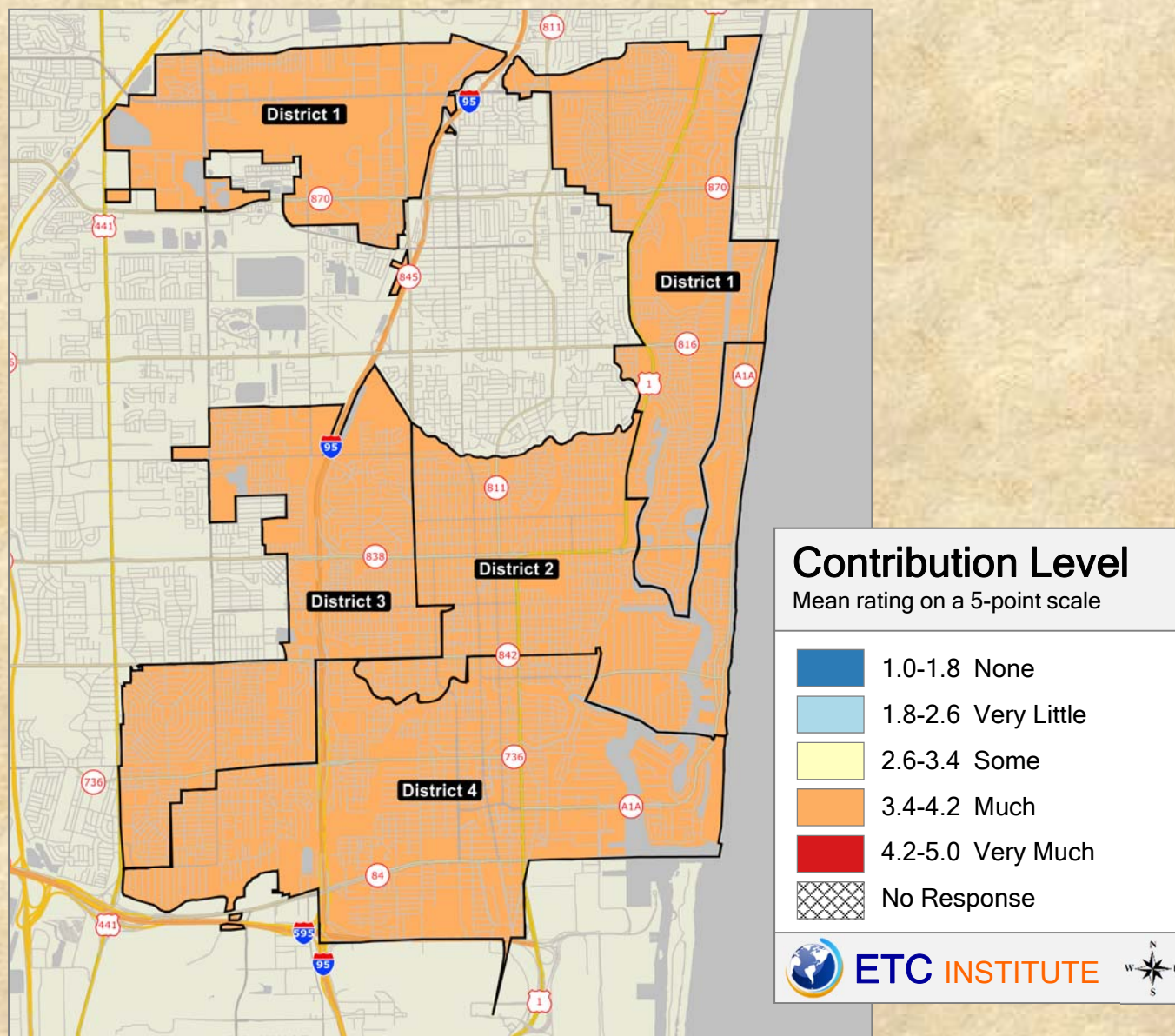
## Q1-06 How much new development contributes to traffic congestion



### 2017 City of Fort Lauderdale Special Survey

Shading reflects the mean rating for all respondents by Commission District

## Q1-07 How much street construction/maintenance contribute to traffic congestion

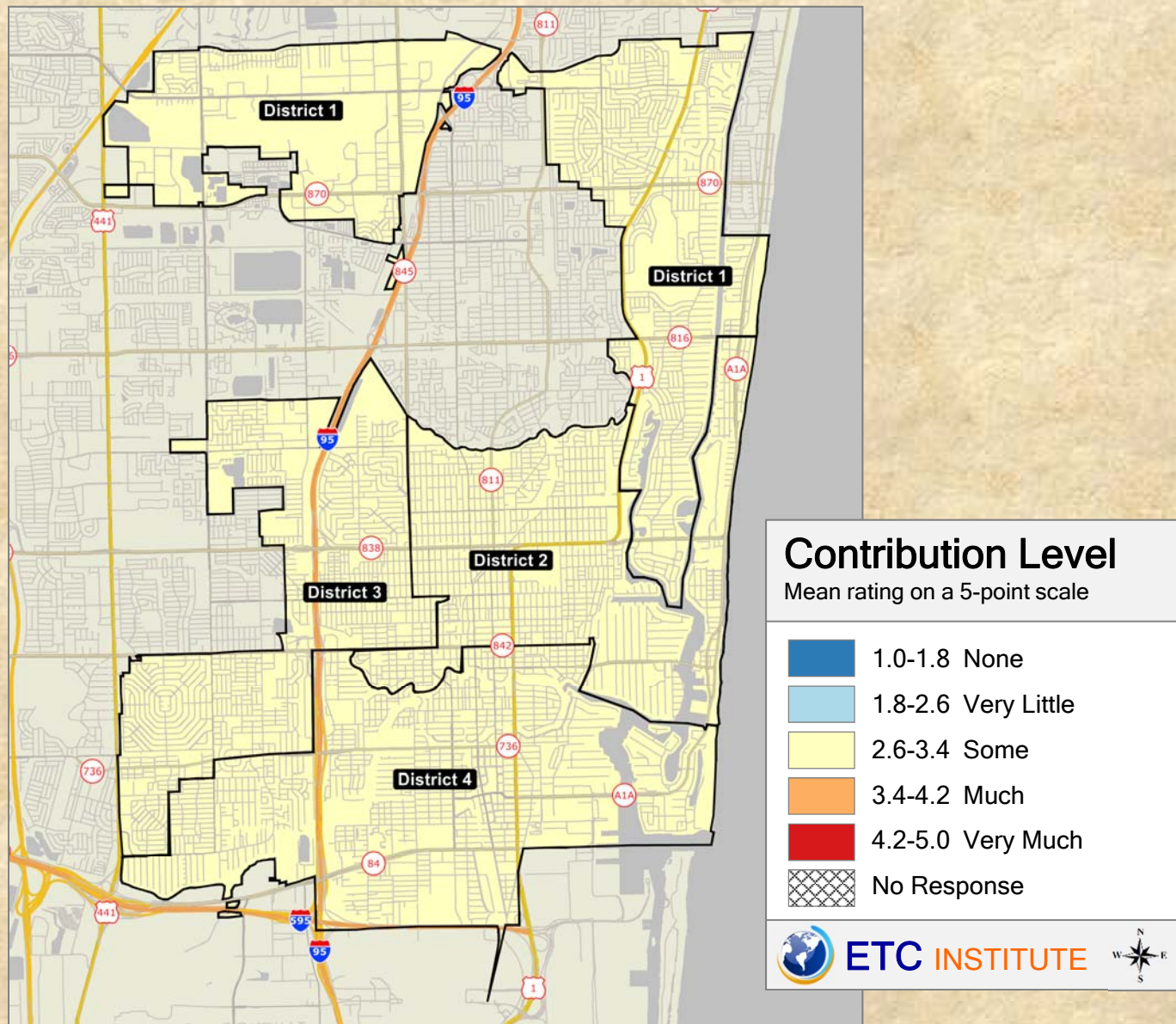


### 2017 City of Fort Lauderdale Special Survey

Shading reflects the mean rating for all respondents by Commission District



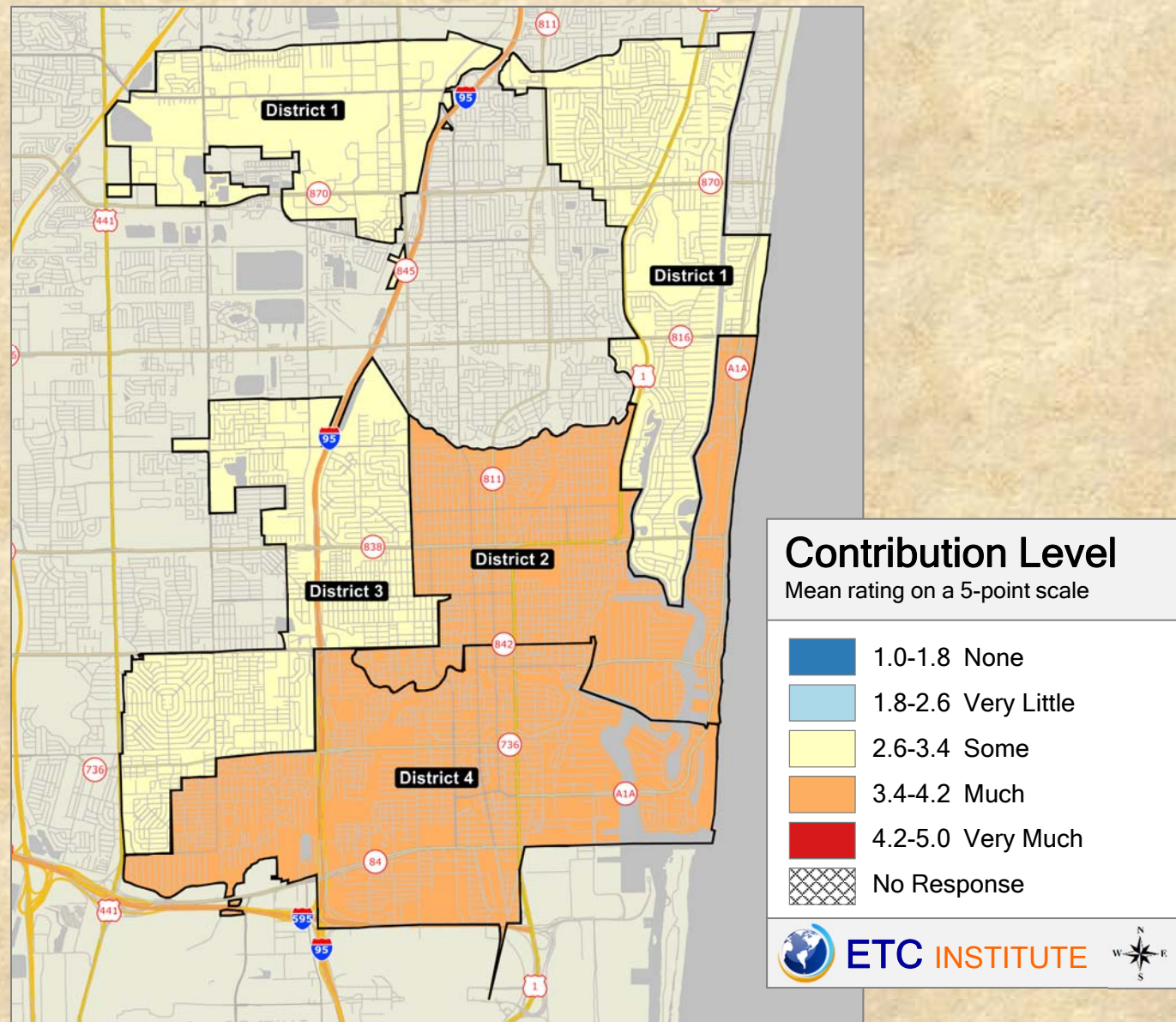
## Q1-08 How much vehicles blocking traffic contribute to traffic congestion



### 2017 City of Fort Lauderdale Special Survey

Shading reflects the mean rating for all respondents by Commission District

## Q1-09 How much drawbridges and trains contribute to traffic congestion

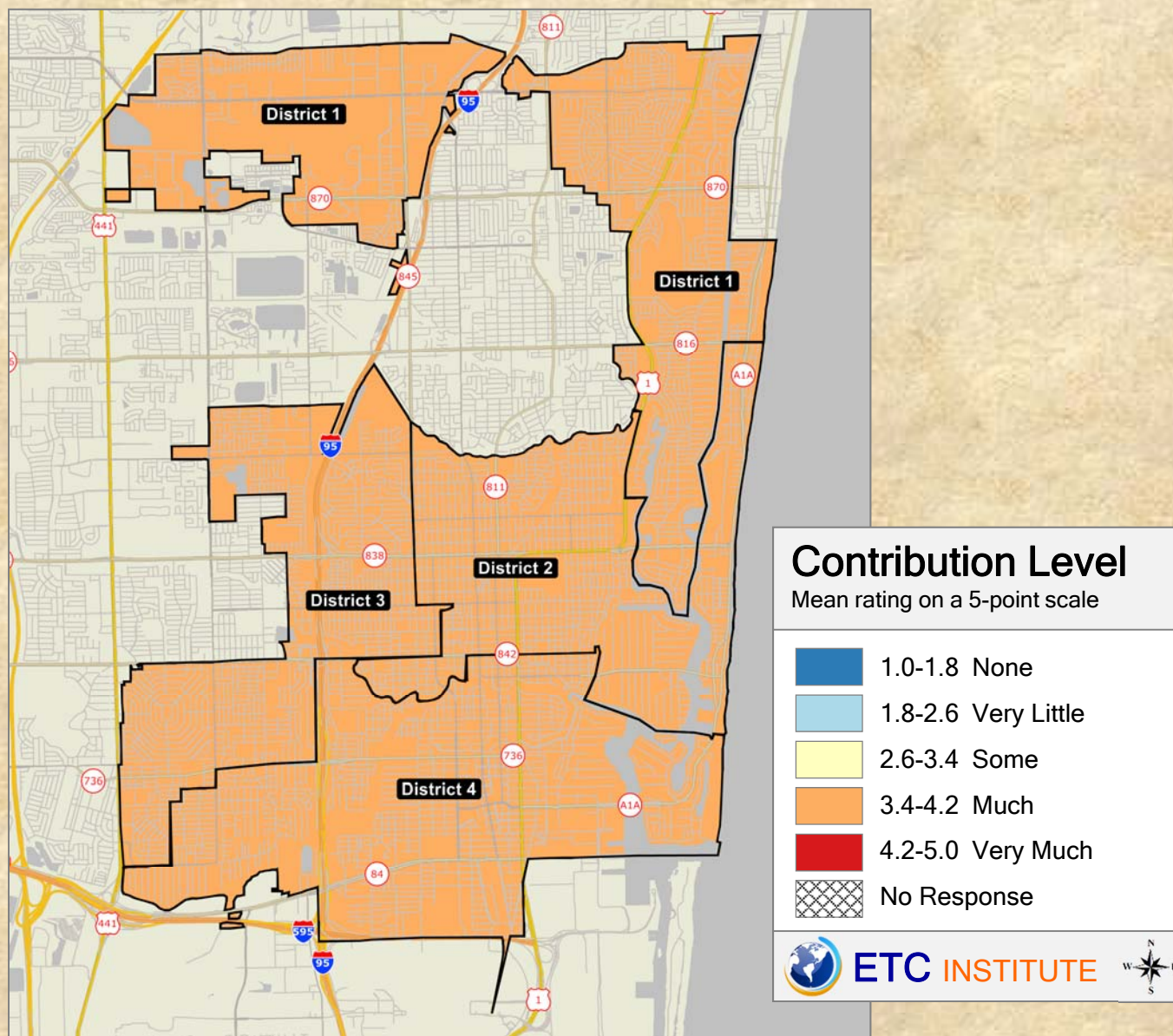


### 2017 City of Fort Lauderdale Special Survey

Shading reflects the mean rating for all respondents by Commission District



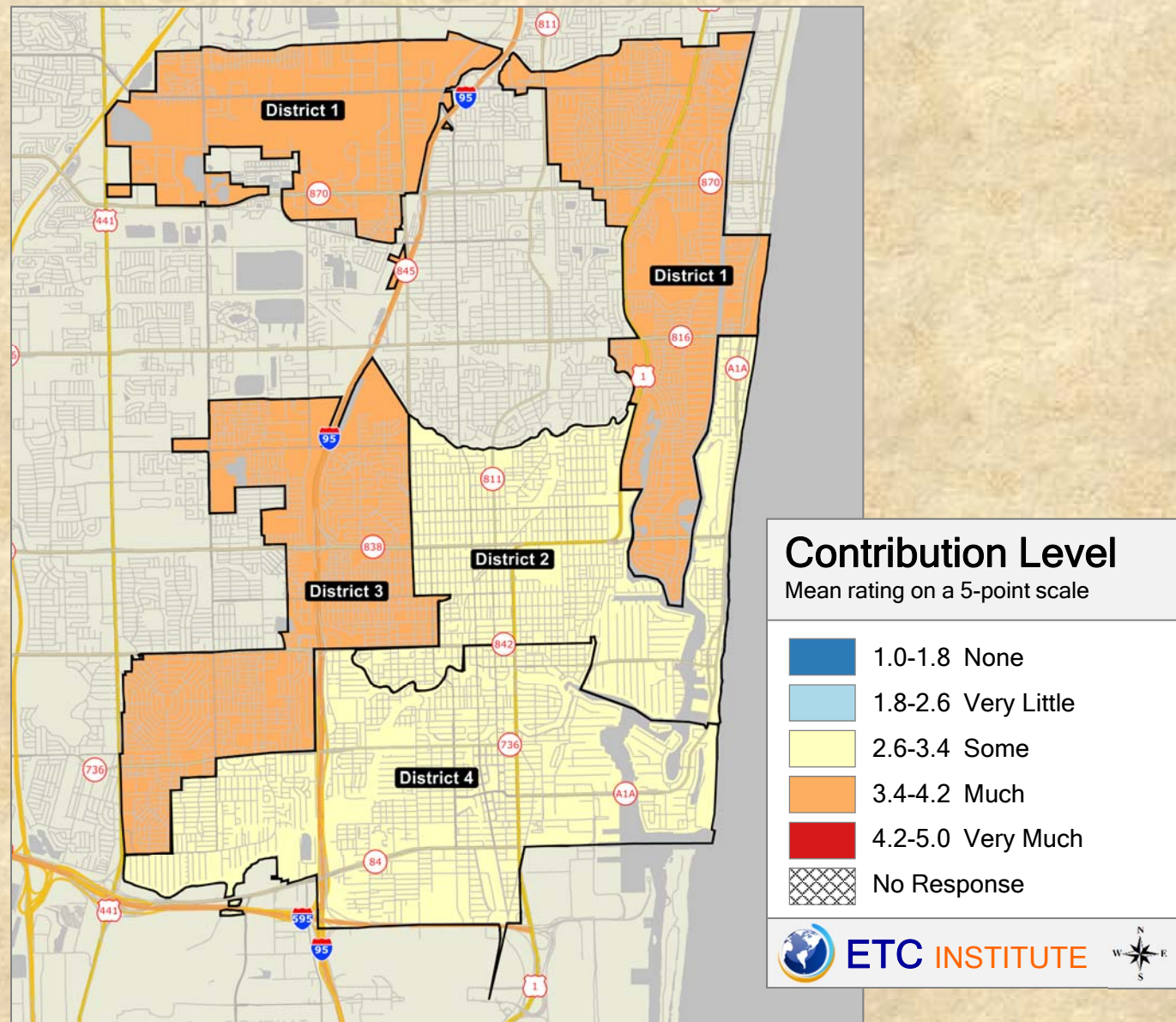
## Q1-10 How much distracted drivers contribute to traffic congestion



### 2017 City of Fort Lauderdale Special Survey

Shading reflects the mean rating for all respondents by Commission District

## Q1-11 How much panhandlers contribute to traffic congestion

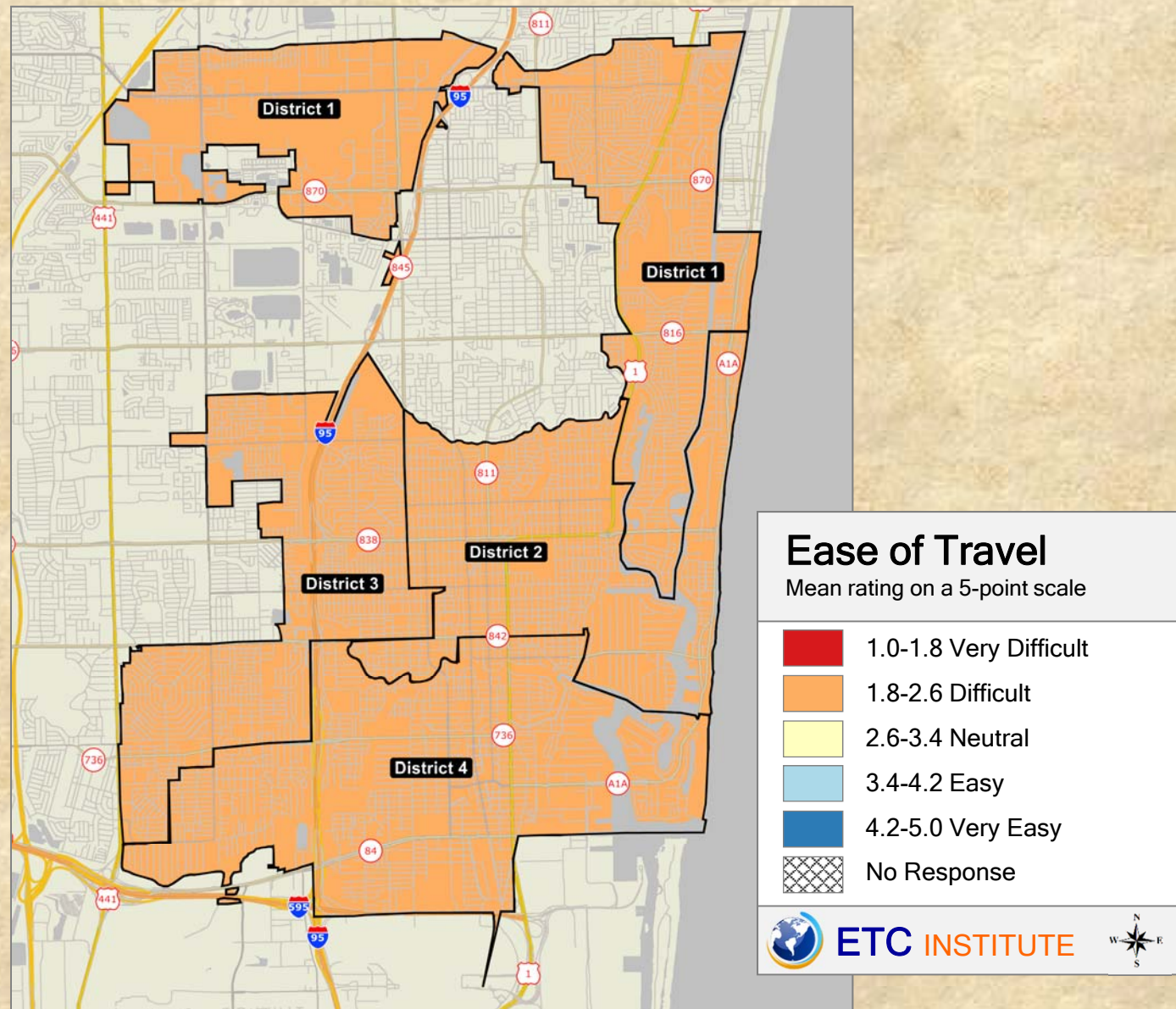


### 2017 City of Fort Lauderdale Special Survey

Shading reflects the mean rating for all respondents by Commission District



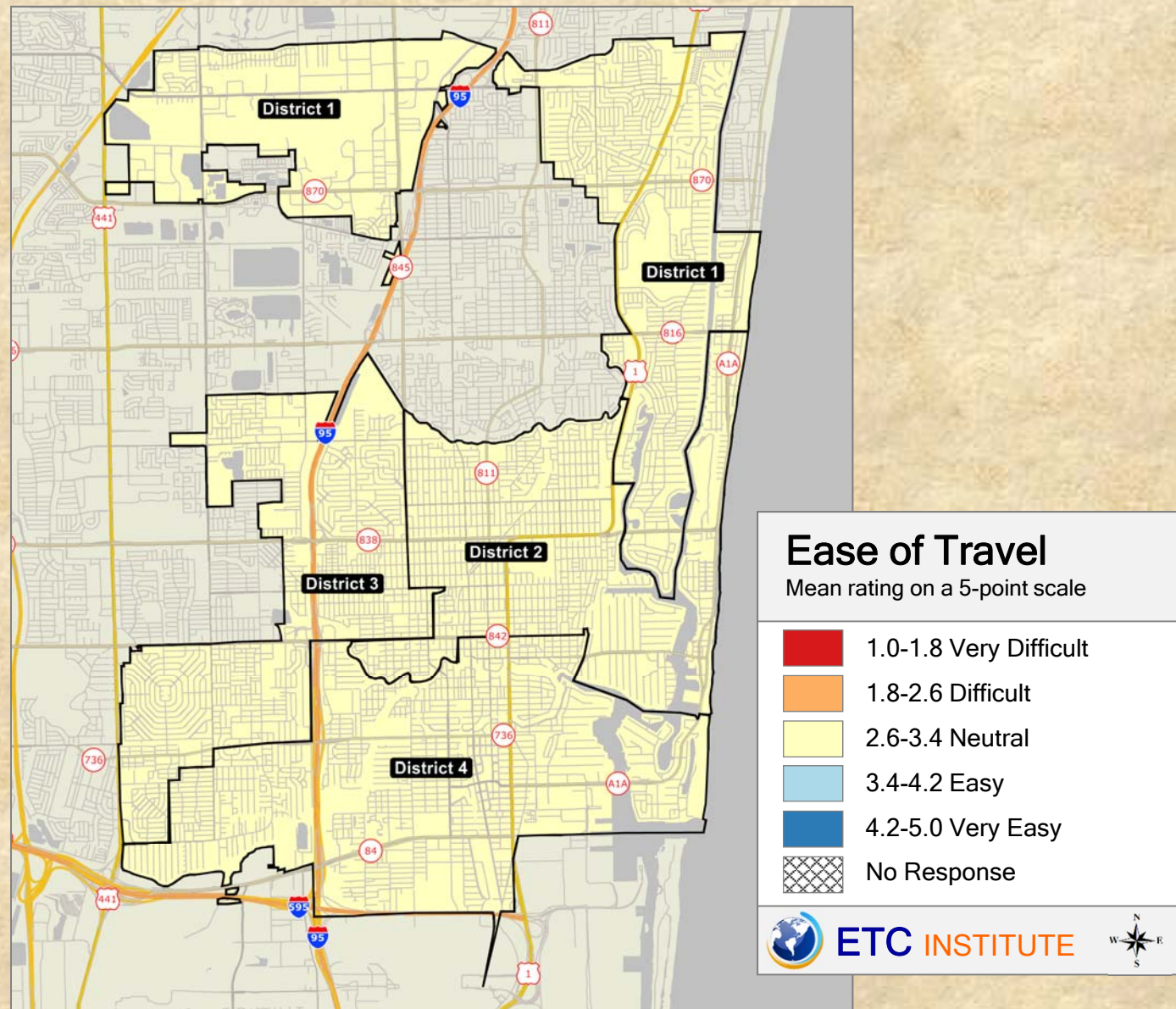
## Q6-01(a) How easy it is to travel by car on Broward Blvd from I-95 to US1/ Federal Hwy during a weekday



### 2017 City of Fort Lauderdale Special Survey

Shading reflects the mean rating for all respondents by Commission District

## Q6-01(b) How easy it is to travel by car on Broward Blvd from I-95 to US1/ Federal Hwy on the weekend

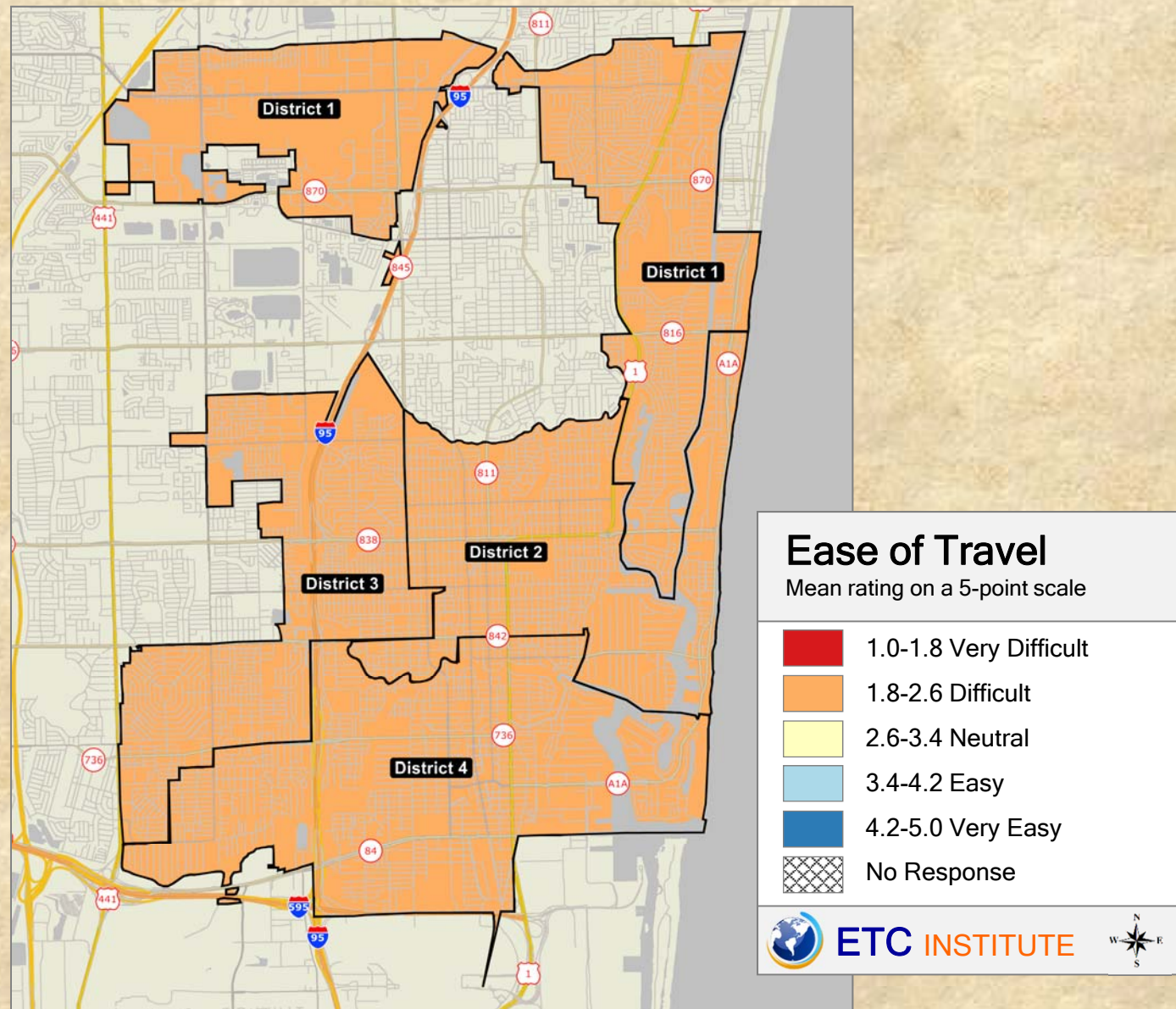


### 2017 City of Fort Lauderdale Special Survey

Shading reflects the mean rating for all respondents by Commission District



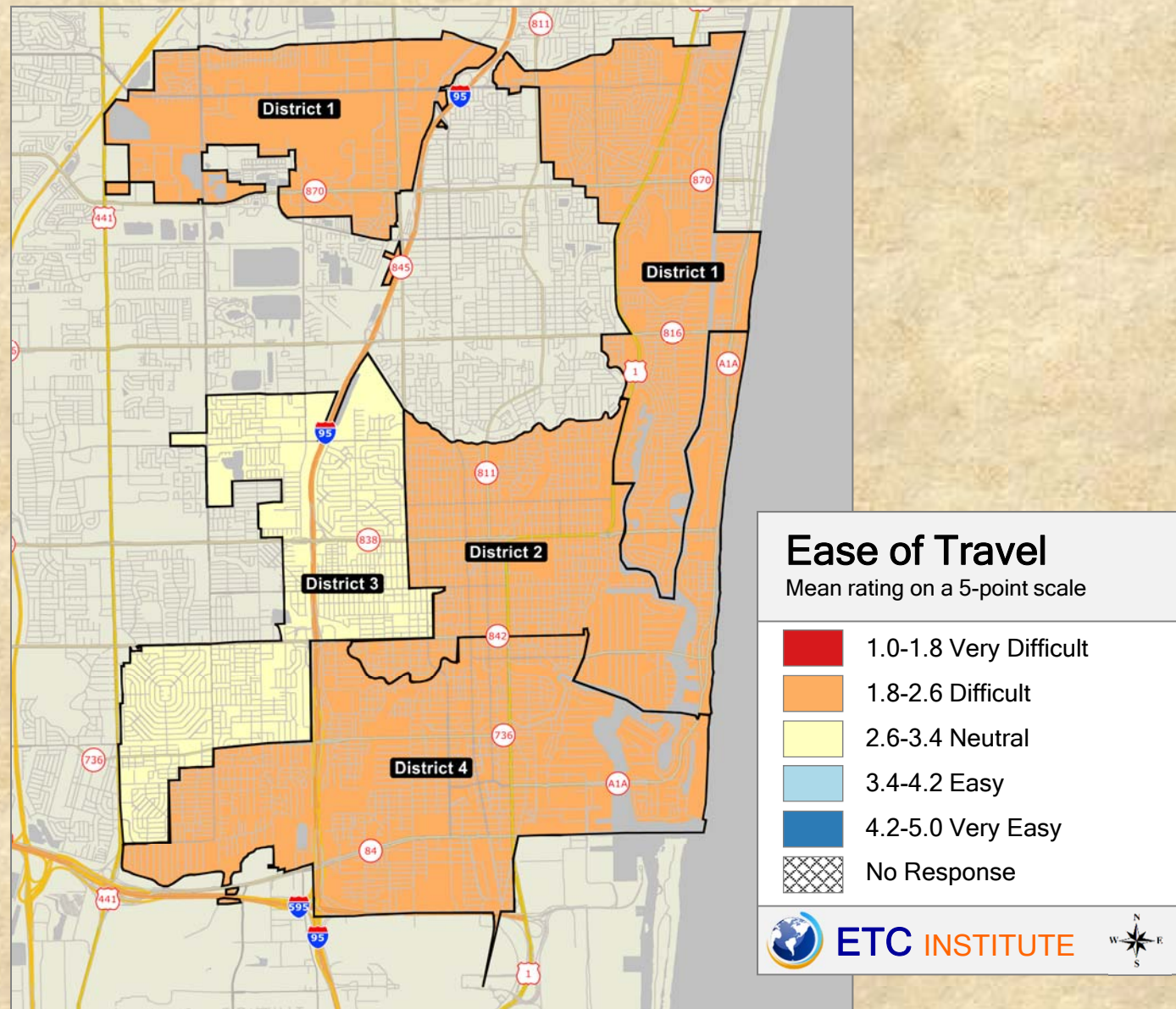
## Q6-02(a) How easy it is to travel by car on Las Olas Blvd from Andrews Ave to SE 15<sup>th</sup> Ave during a weekday



### 2017 City of Fort Lauderdale Special Survey

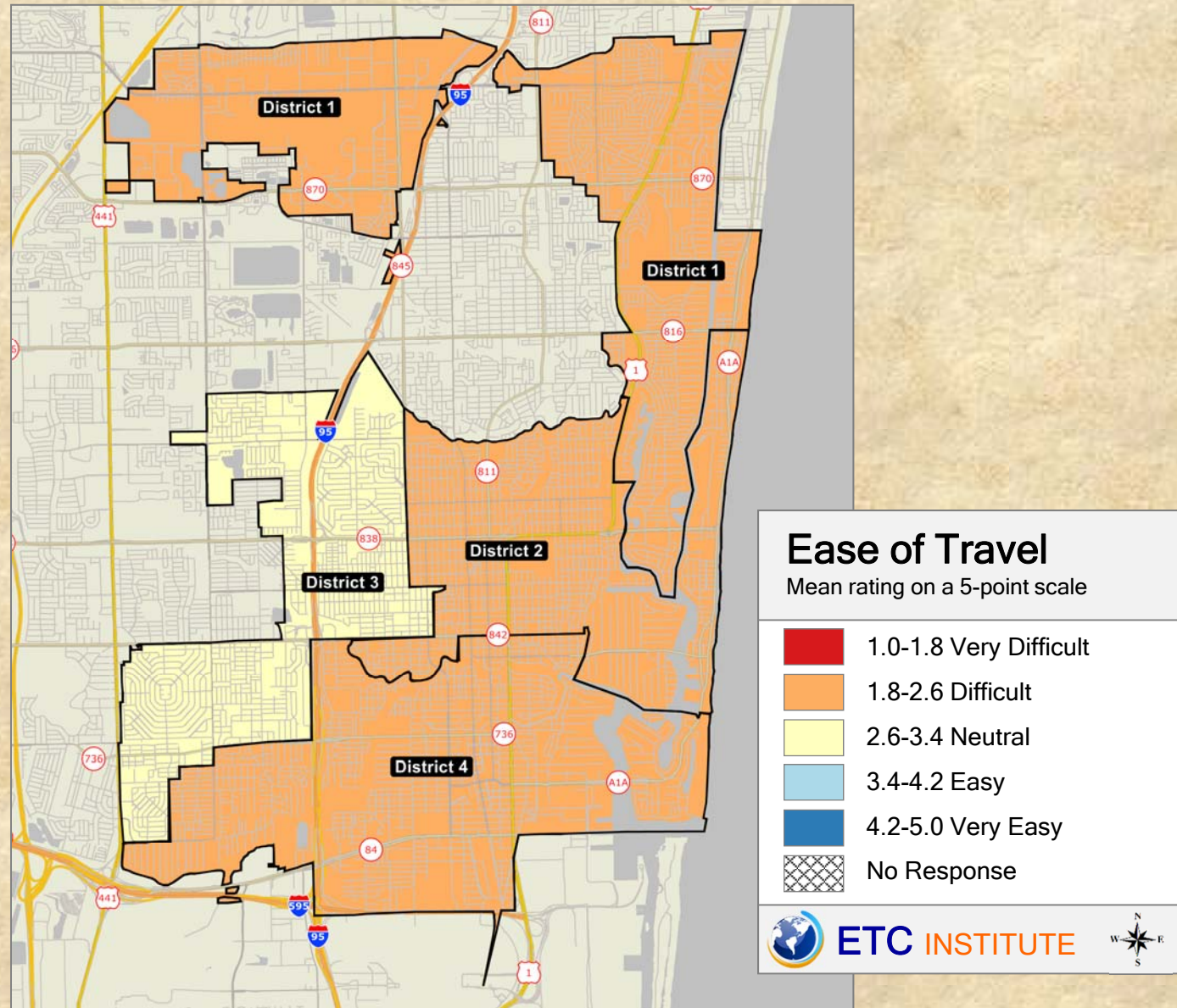
Shading reflects the mean rating for all respondents by Commission District

## Q6-02(b) How easy it is to travel by car on Las Olas Blvd from Andrews Ave to SE 15<sup>th</sup> Ave on the weekend





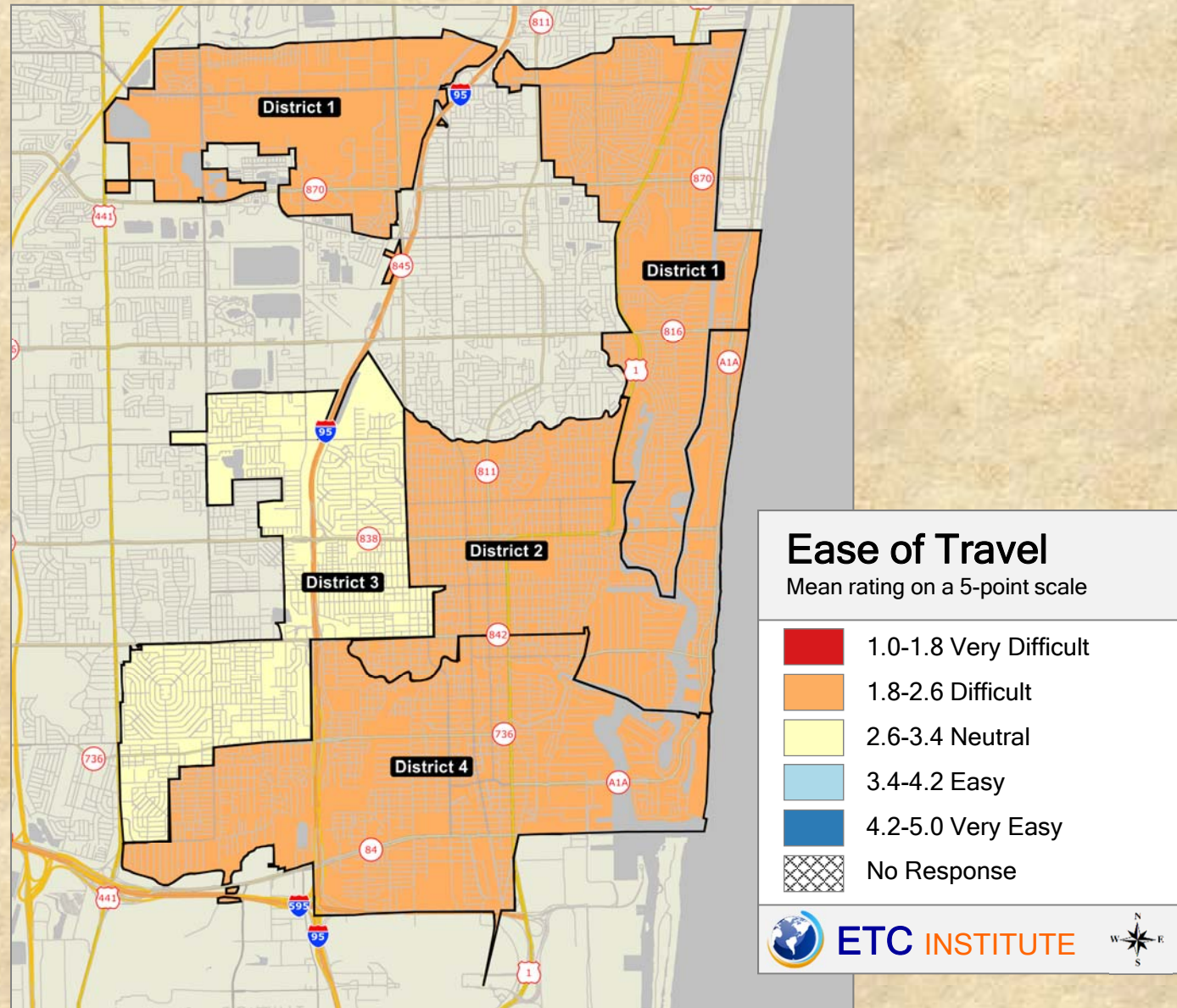
**Q6-03(a) How easy it is to travel by car on SE 17<sup>th</sup> St from SE 3<sup>rd</sup> Ave to E. Clay Shaw Jr/SE 17<sup>th</sup> St Causeway Bridge during a weekday**



**2017 City of Fort Lauderdale Special Survey**

Shading reflects the mean rating for all respondents by Commission District

## Q6-03(b) How easy it is to travel by car on SE 17<sup>th</sup> St from SE 3<sup>rd</sup> Ave to E. Clay Shaw Jr/SE 17<sup>th</sup> St Causeway Bridge on the weekend

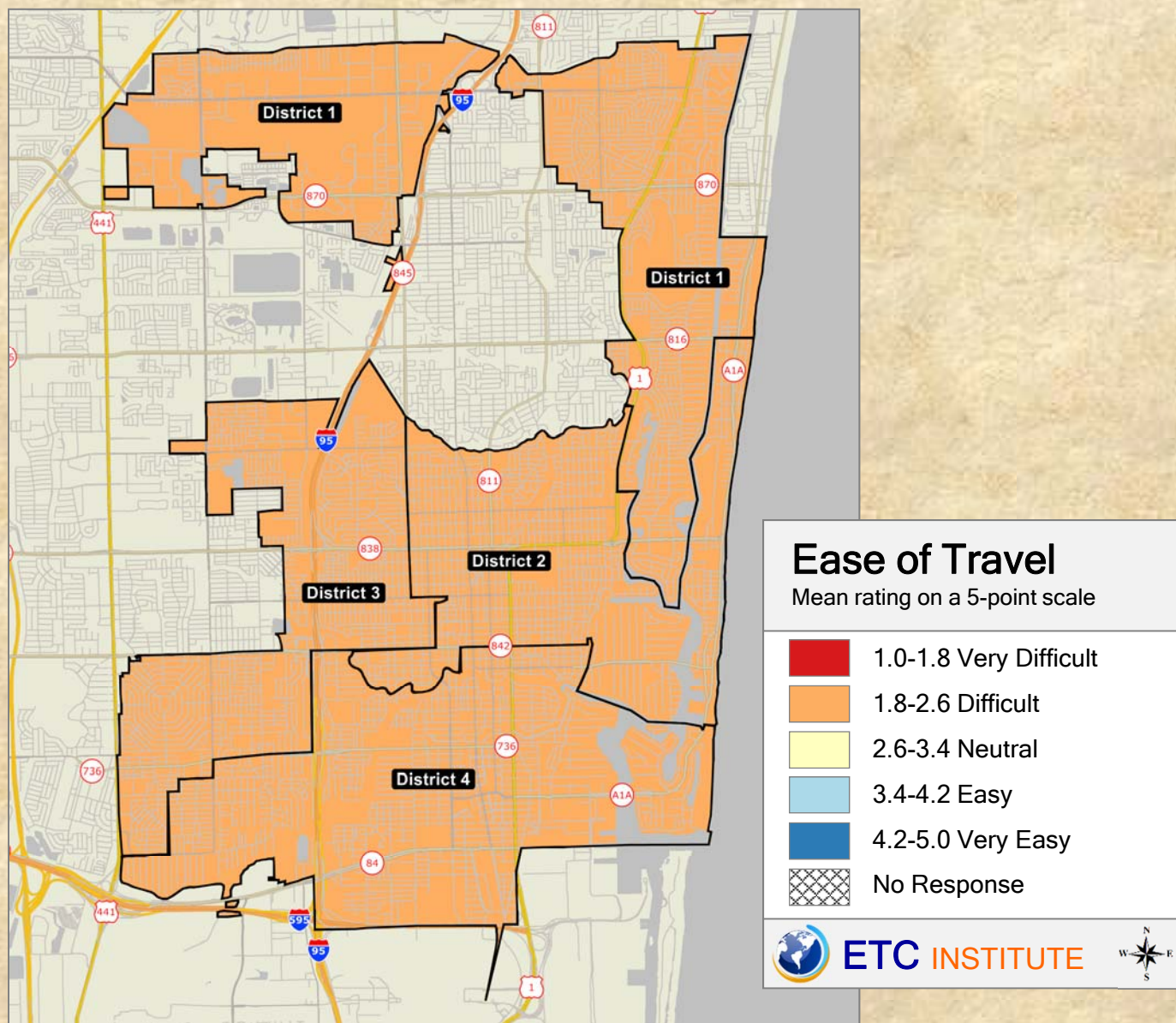


### 2017 City of Fort Lauderdale Special Survey

Shading reflects the mean rating for all respondents by Commission District



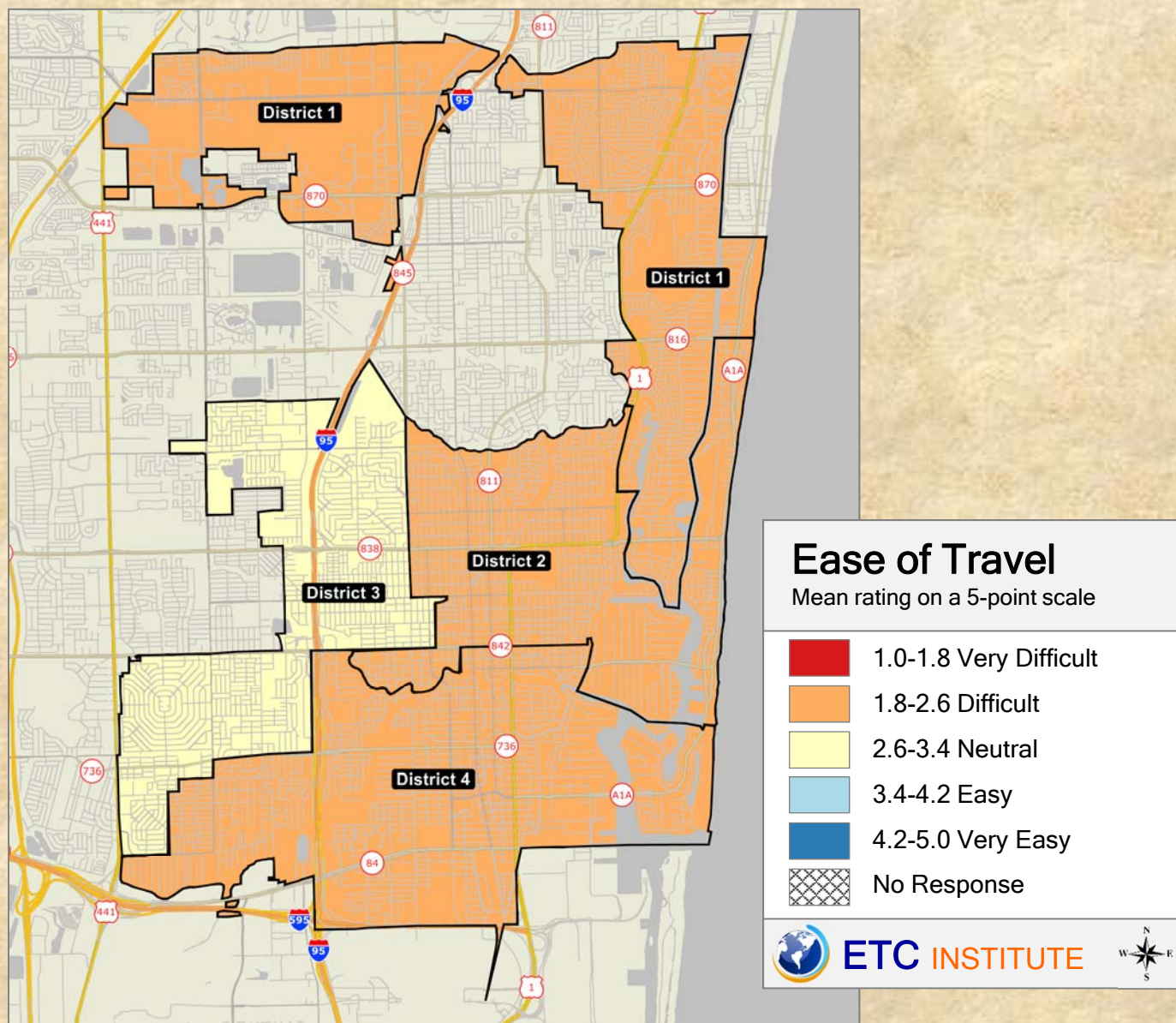
## Q6-04(a) How easy it is to travel by car on A1A from Bahia Mar Dr to Seville St during a weekday



### 2017 City of Fort Lauderdale Special Survey

Shading reflects the mean rating for all respondents by Commission District

## Q6-04(b) How easy it is to travel by car on A1A from Bahia Mar Dr to Seville St on the weekend

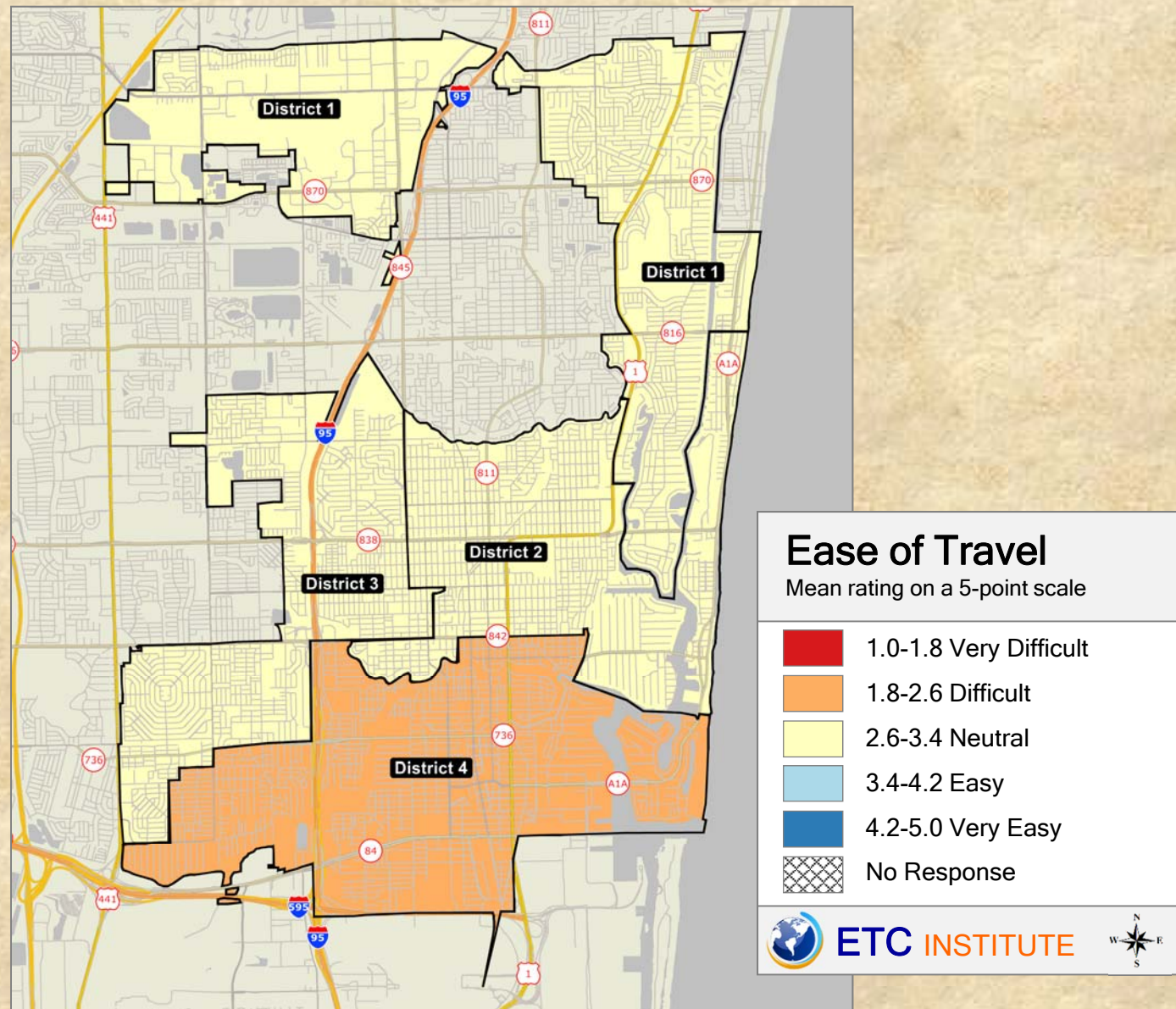


### 2017 City of Fort Lauderdale Special Survey

Shading reflects the mean rating for all respondents by Commission District



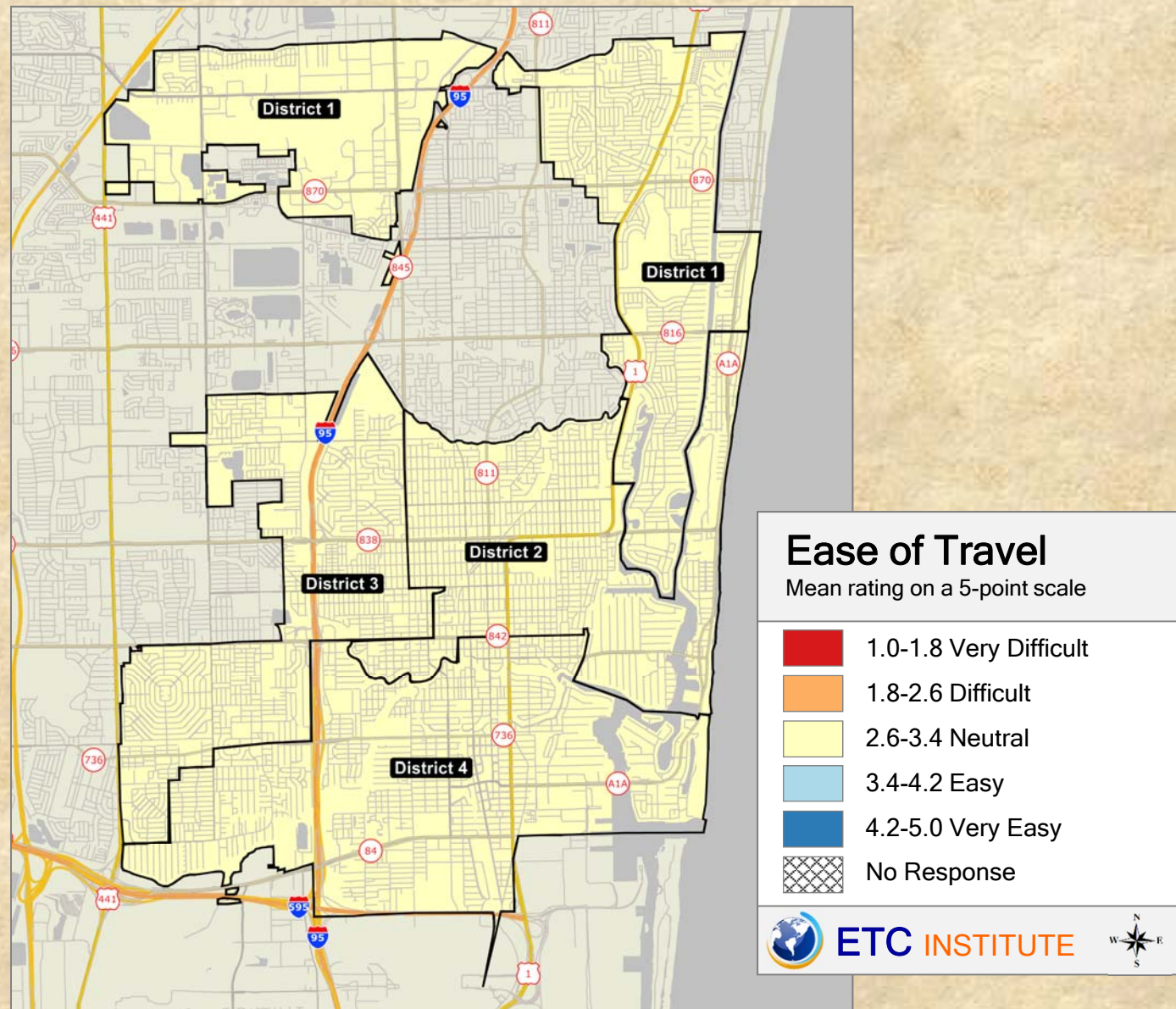
## Q6-05(a) How easy it is to travel by car on Andrews Ave from New River to NE 4<sup>th</sup> St during a weekday



### 2017 City of Fort Lauderdale Special Survey

Shading reflects the mean rating for all respondents by Commission District

## Q6-05(b) How easy it is to travel by car on Andrews Ave from New River to NE 4<sup>th</sup> St on the weekend

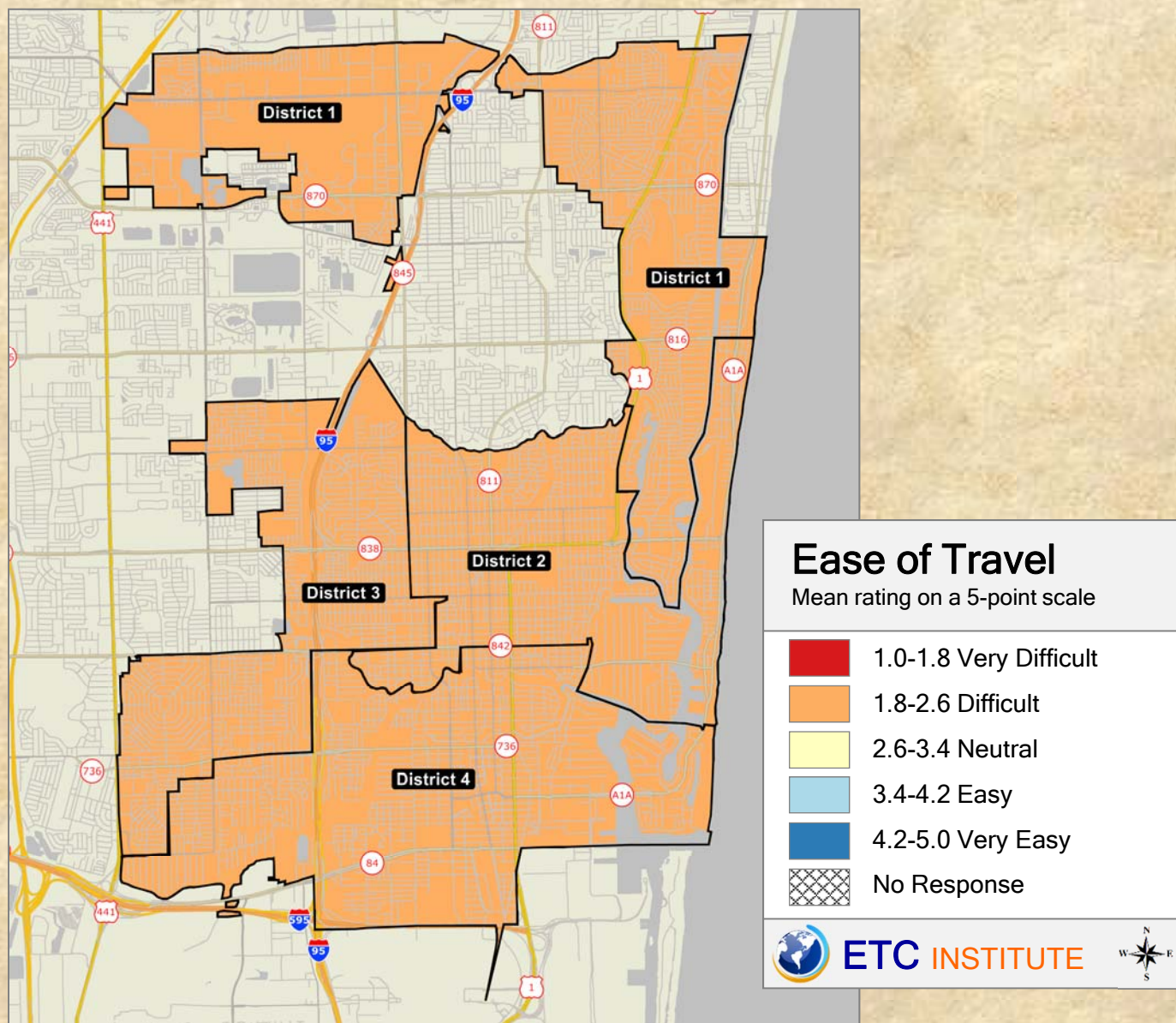


### 2017 City of Fort Lauderdale Special Survey

Shading reflects the mean rating for all respondents by Commission District



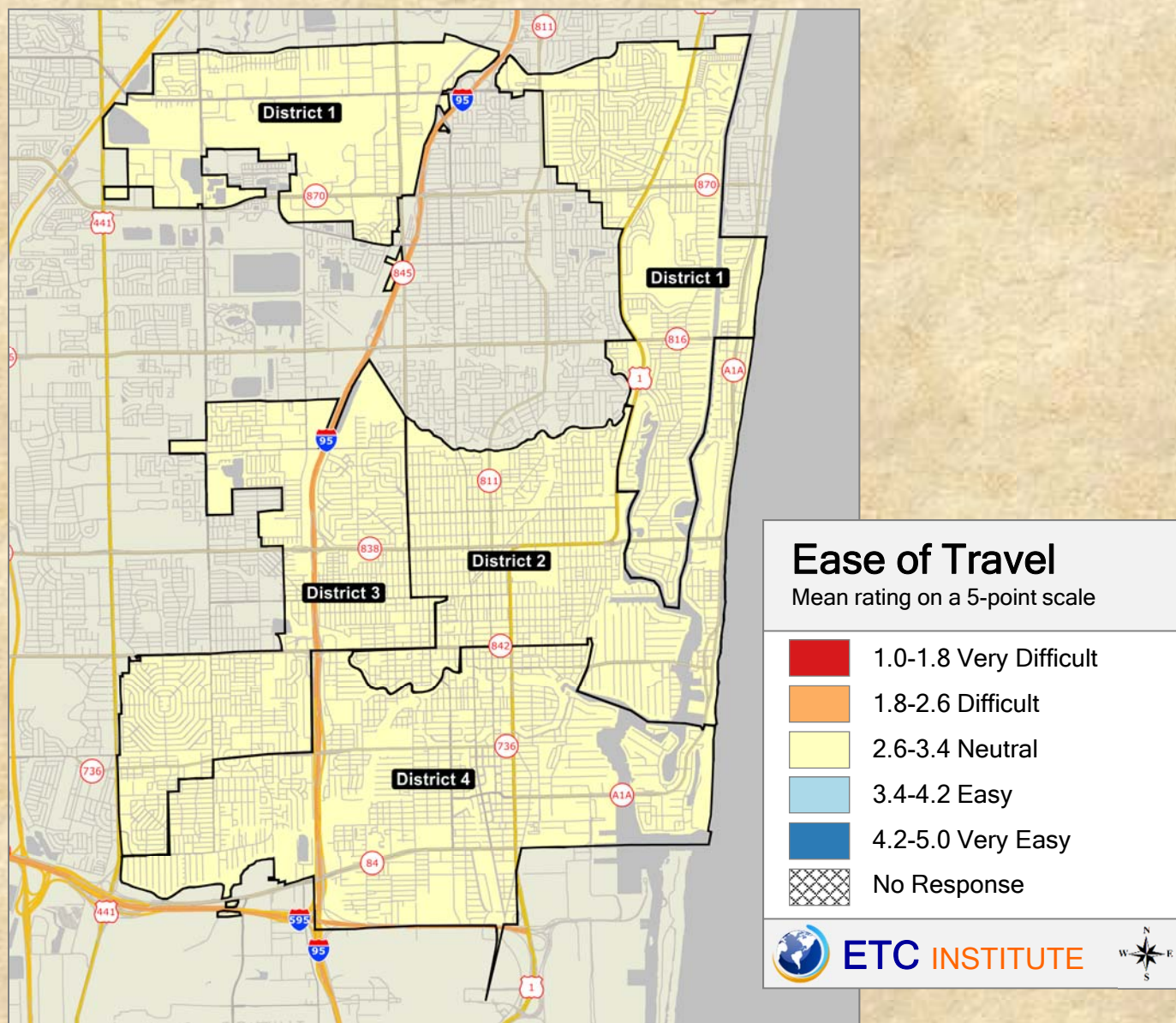
## Q6-06(a) How easy it is to travel by car on US1/Federal Hwy from SE 19<sup>th</sup> St to Broward Blvd during a weekday



### 2017 City of Fort Lauderdale Special Survey

Shading reflects the mean rating for all respondents by Commission District

## Q6-06(b) How easy it is to travel by car on US1/Federal Hwy from SE 19<sup>th</sup> St to Broward Blvd on the weekend

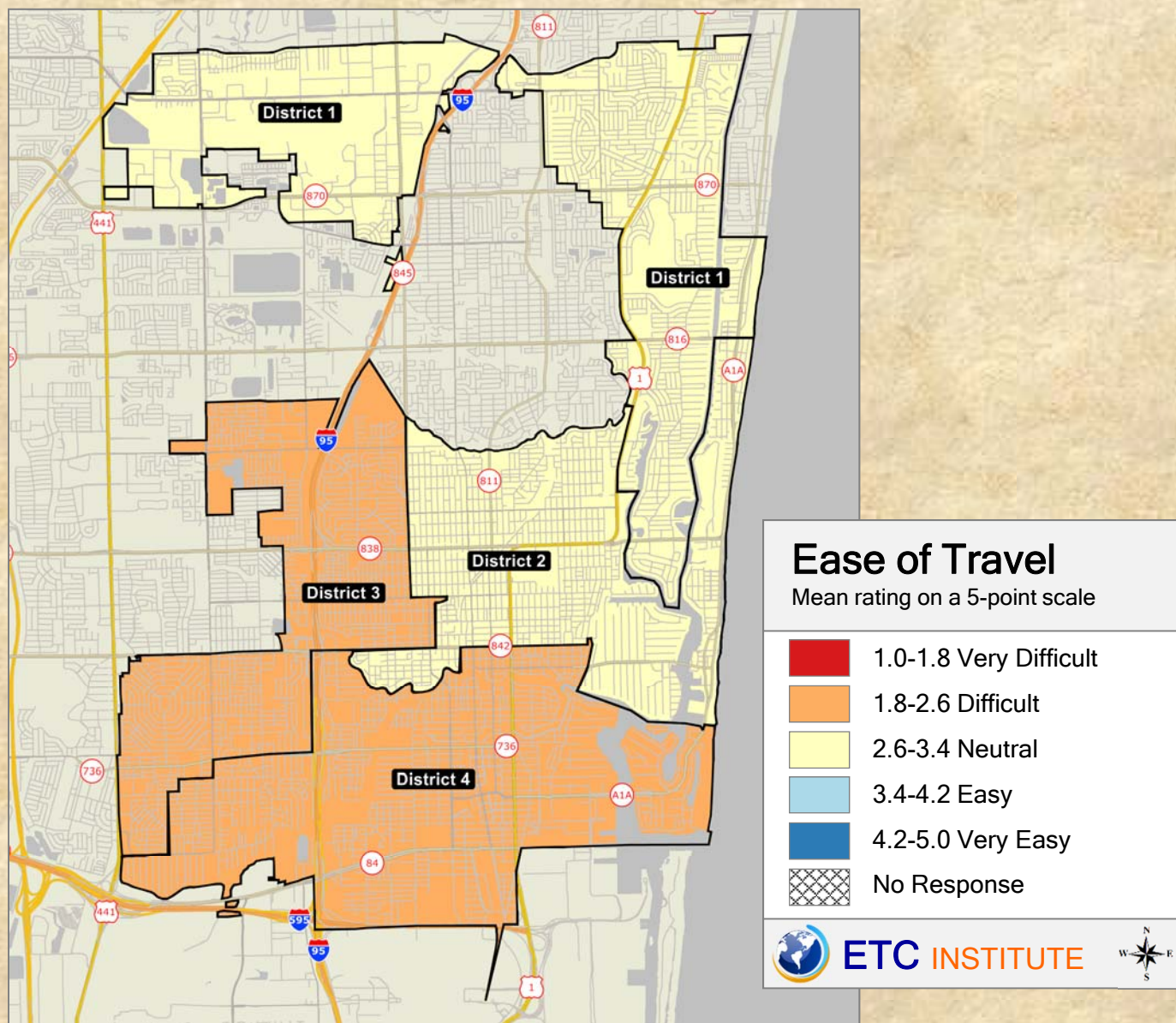


### 2017 City of Fort Lauderdale Special Survey

Shading reflects the mean rating for all respondents by Commission District



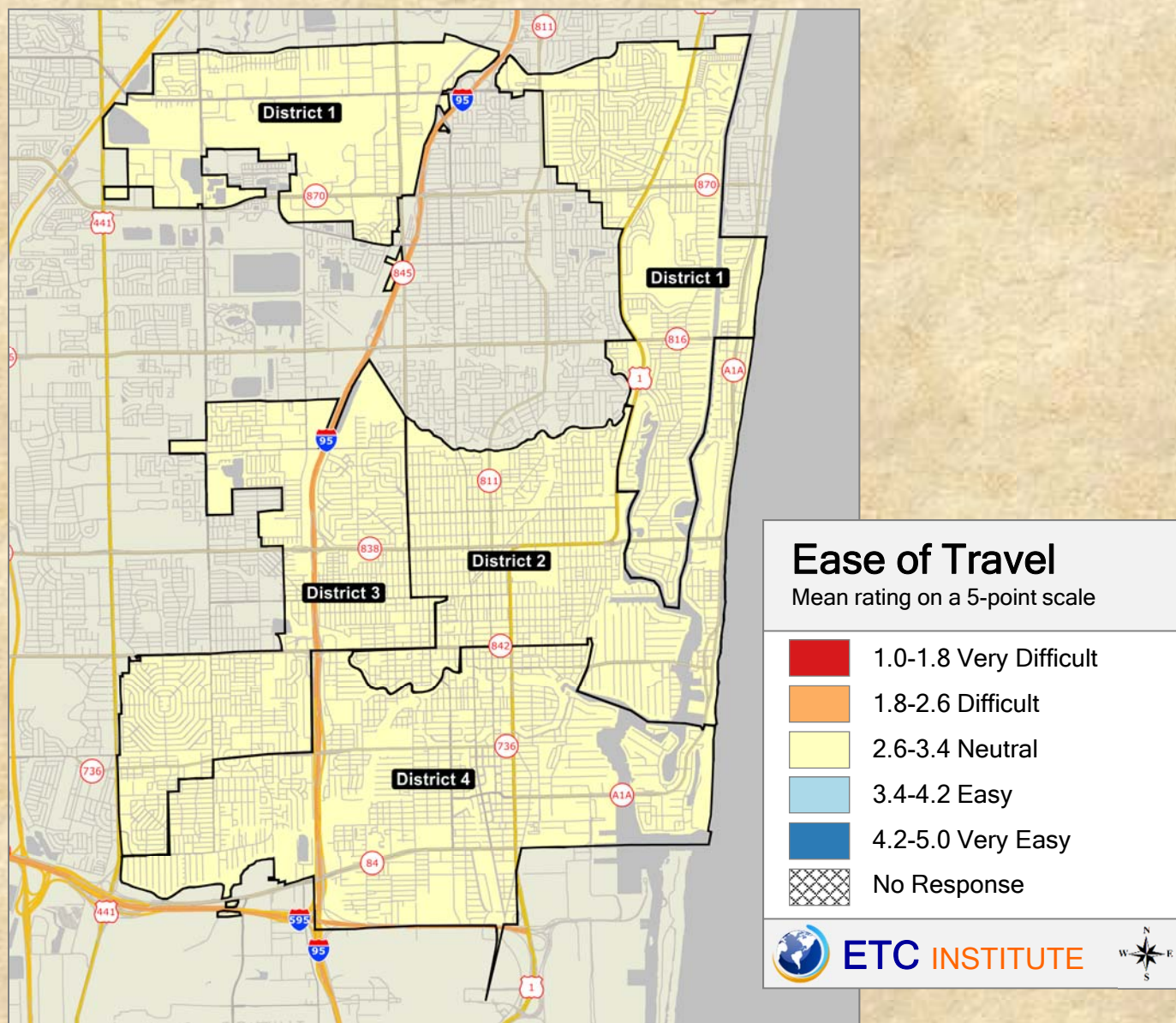
## Q6-07(a) How easy it is to travel by car on US1/Federal Hwy from Oakland Park Blvd to Commercial Blvd during a weekday



### 2017 City of Fort Lauderdale Special Survey

Shading reflects the mean rating for all respondents by Commission District

## Q6-07(b) How easy it is to travel by car on US1/Federal Hwy from Oakland Park Blvd to Commercial Blvd on the weekend

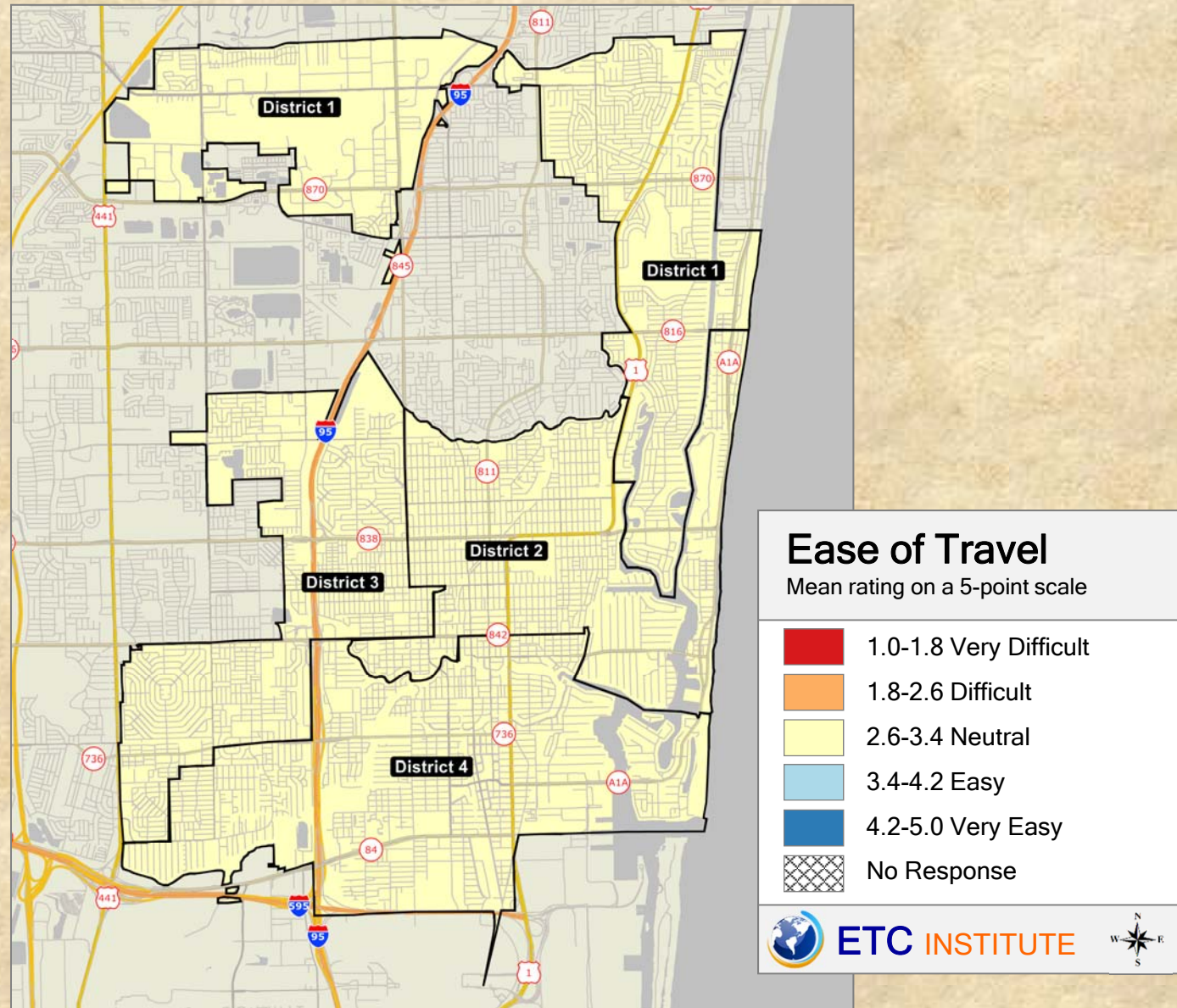


### 2017 City of Fort Lauderdale Special Survey

Shading reflects the mean rating for all respondents by Commission District



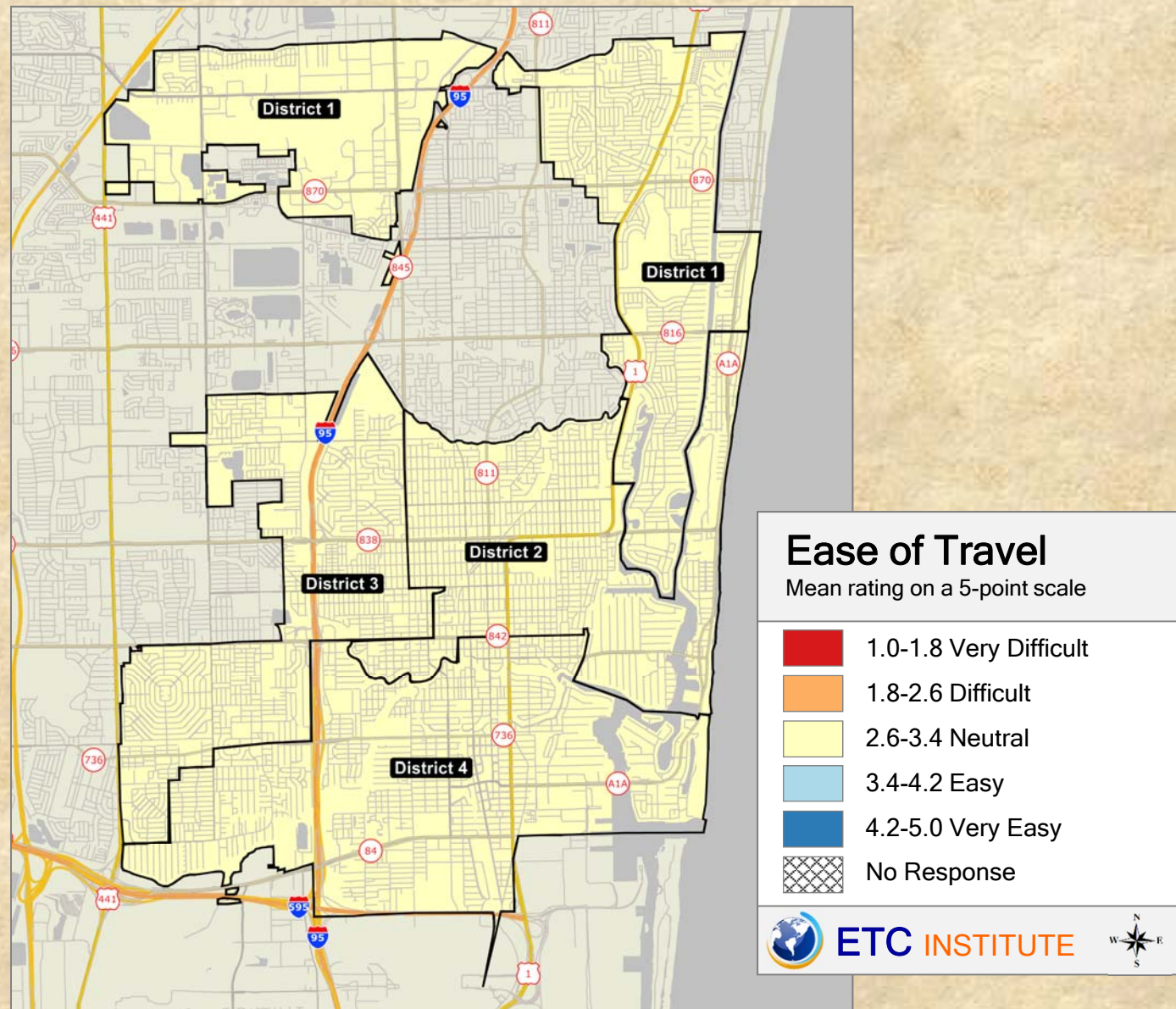
## Q6-08(a) How easy it is to travel by car on SE/SW 2<sup>nd</sup> St from SW 7<sup>th</sup> Ave to SE 3<sup>rd</sup> Ave during a weekday



### 2017 City of Fort Lauderdale Special Survey

Shading reflects the mean rating for all respondents by Commission District

## Q6-08(b) How easy it is to travel by car on SE/SW 2<sup>nd</sup> St from SW 7<sup>th</sup> Ave to SE 3<sup>rd</sup> Ave on the weekend

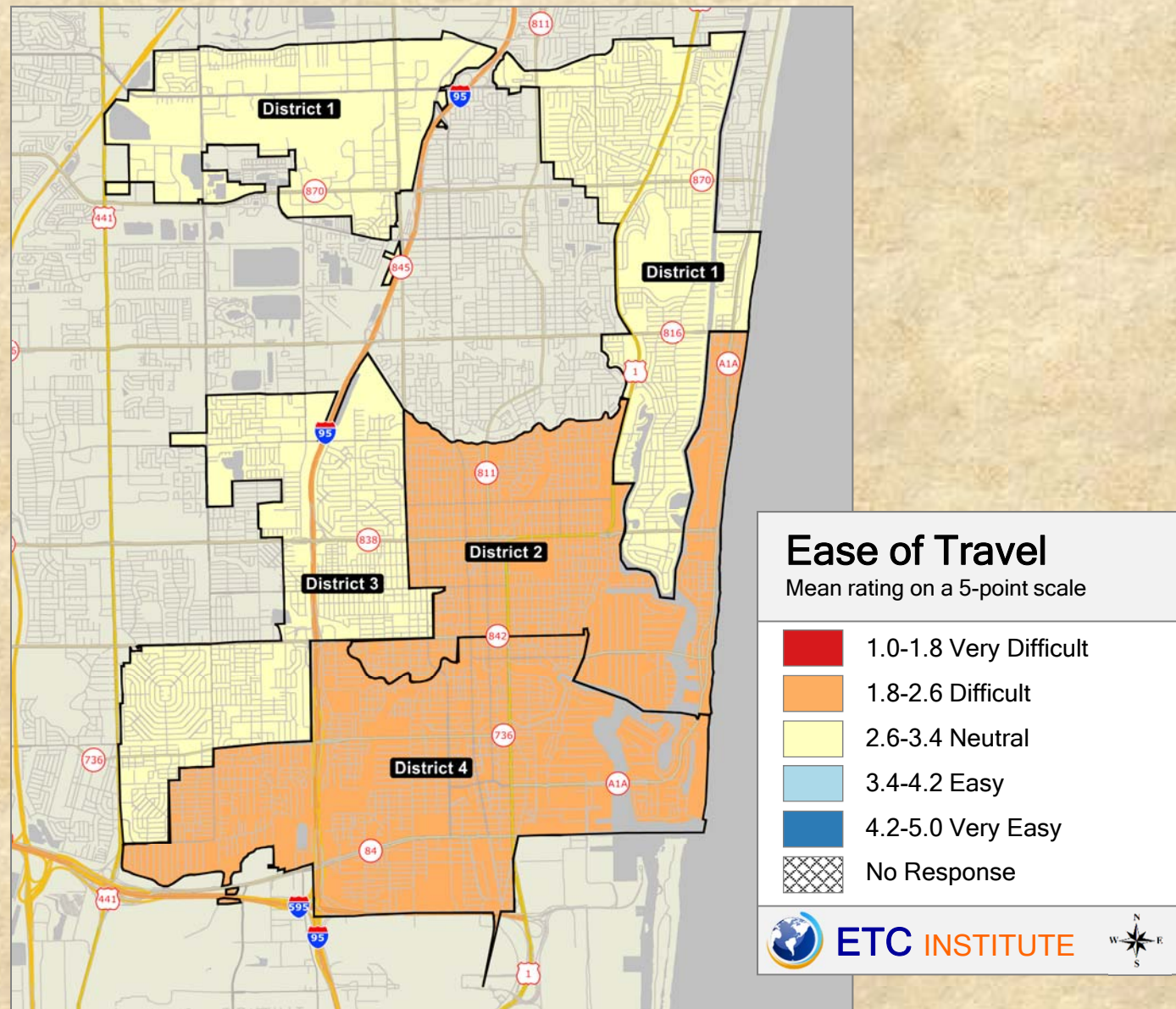


### 2017 City of Fort Lauderdale Special Survey

Shading reflects the mean rating for all respondents by Commission District



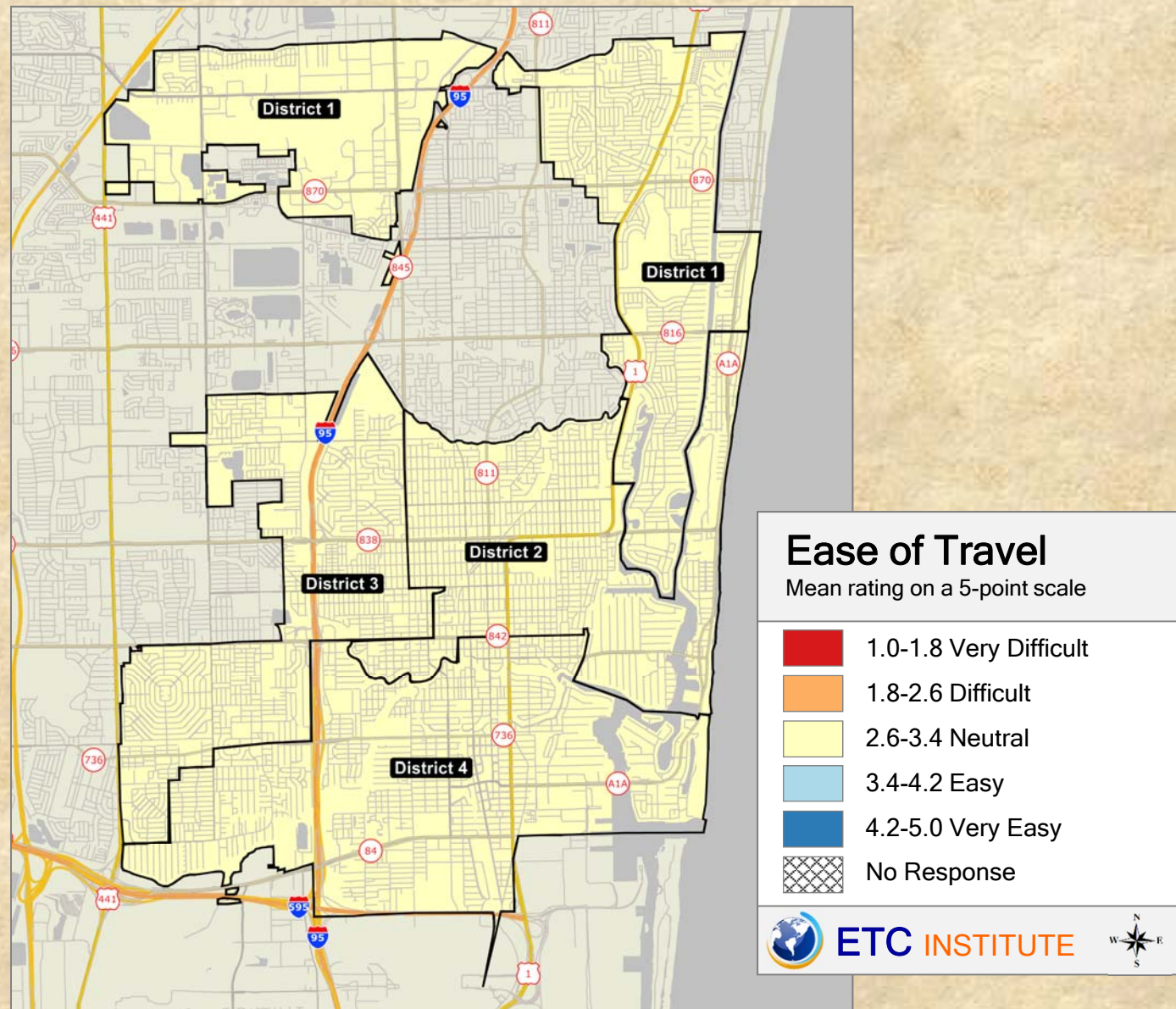
## Q6-09(a) How easy it is to travel by car on Davie Blvd from SW 4<sup>th</sup> Ave to US1/ Federal Hwy during a weekday



### 2017 City of Fort Lauderdale Special Survey

Shading reflects the mean rating for all respondents by Commission District

## Q6-09(b) How easy it is to travel by car on Davie Blvd from SW 4<sup>th</sup> Ave to US1/ Federal Hwy on the weekend

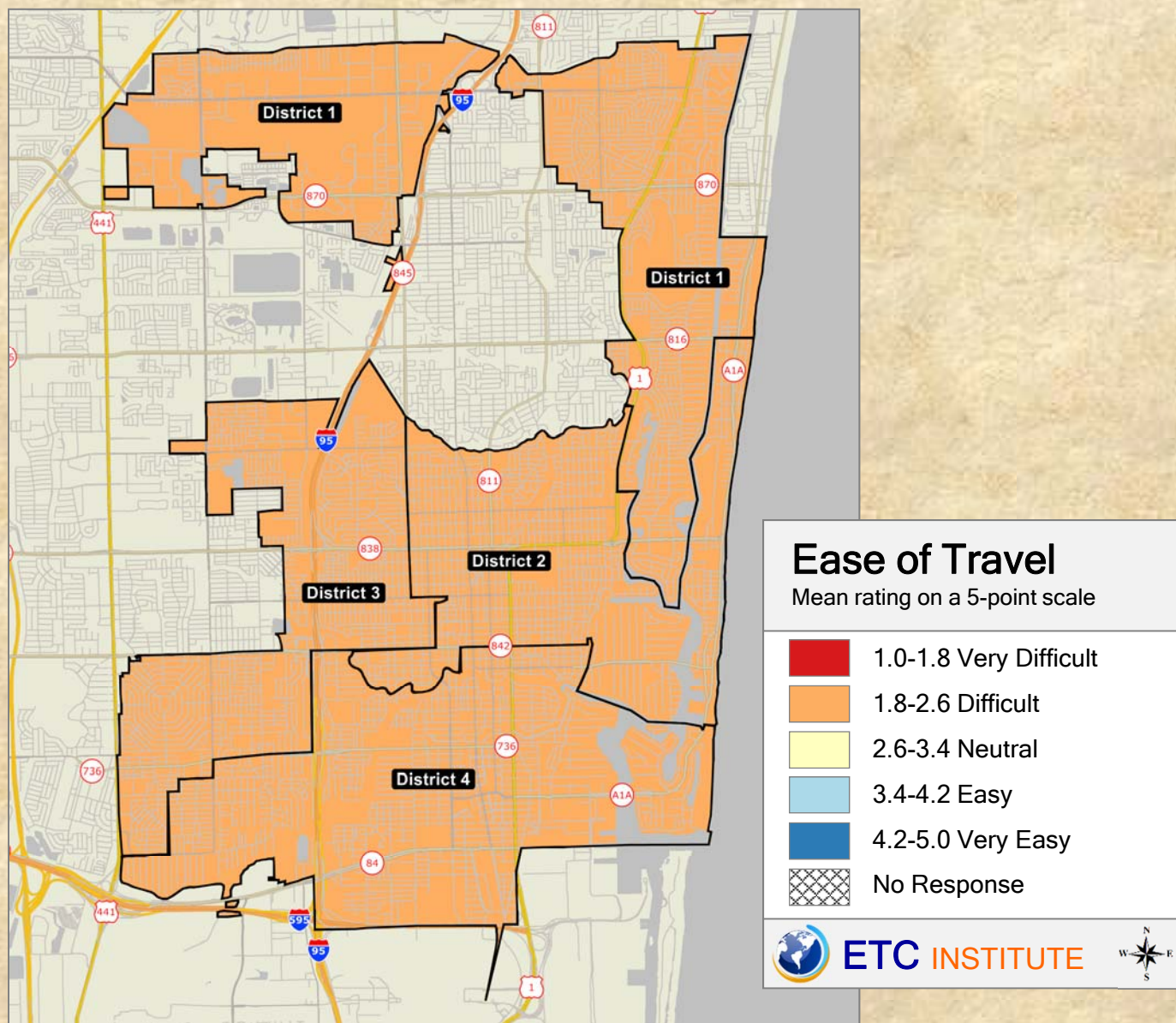


### 2017 City of Fort Lauderdale Special Survey

Shading reflects the mean rating for all respondents by Commission District



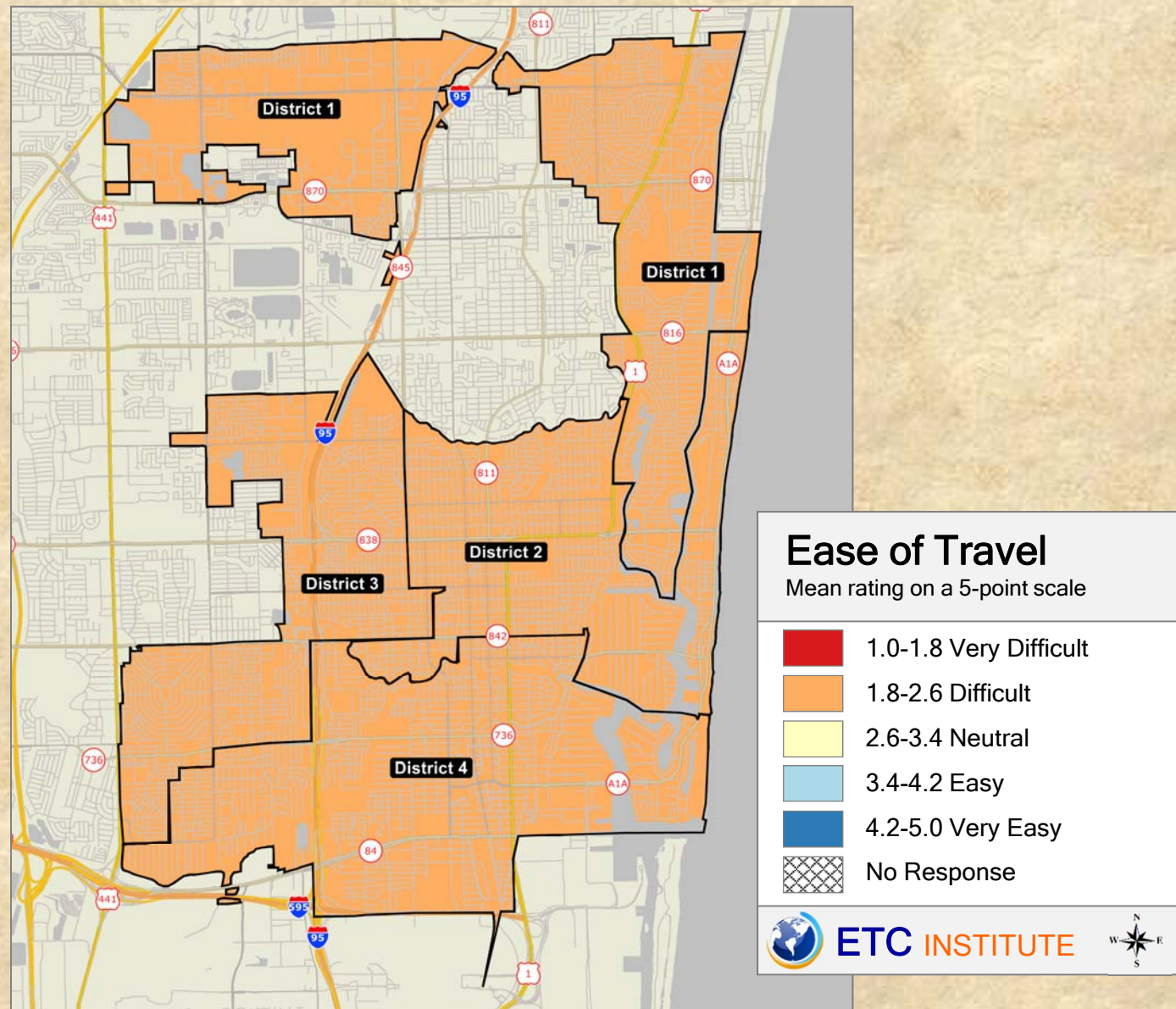
## Q6-10(a) How easy it is to travel by car on Sunrise Blvd from I-95 to Andrews Ave during a weekday



### 2017 City of Fort Lauderdale Special Survey

Shading reflects the mean rating for all respondents by Commission District

## Q6-10(b) How easy it is to travel by car on Sunrise Blvd from I-95 to Andrews Ave on the weekend

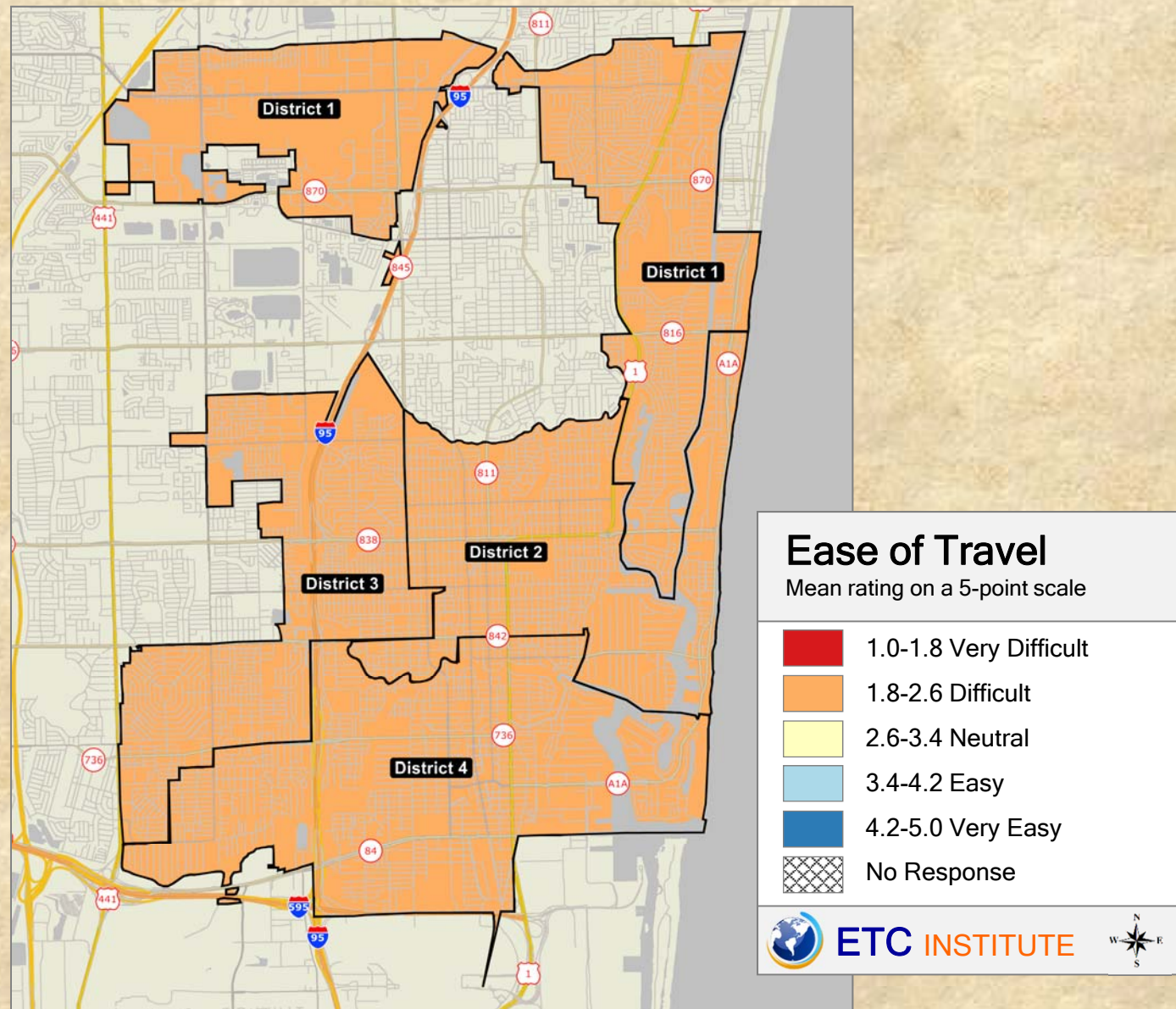


### 2017 City of Fort Lauderdale Special Survey

Shading reflects the mean rating for all respondents by Commission District



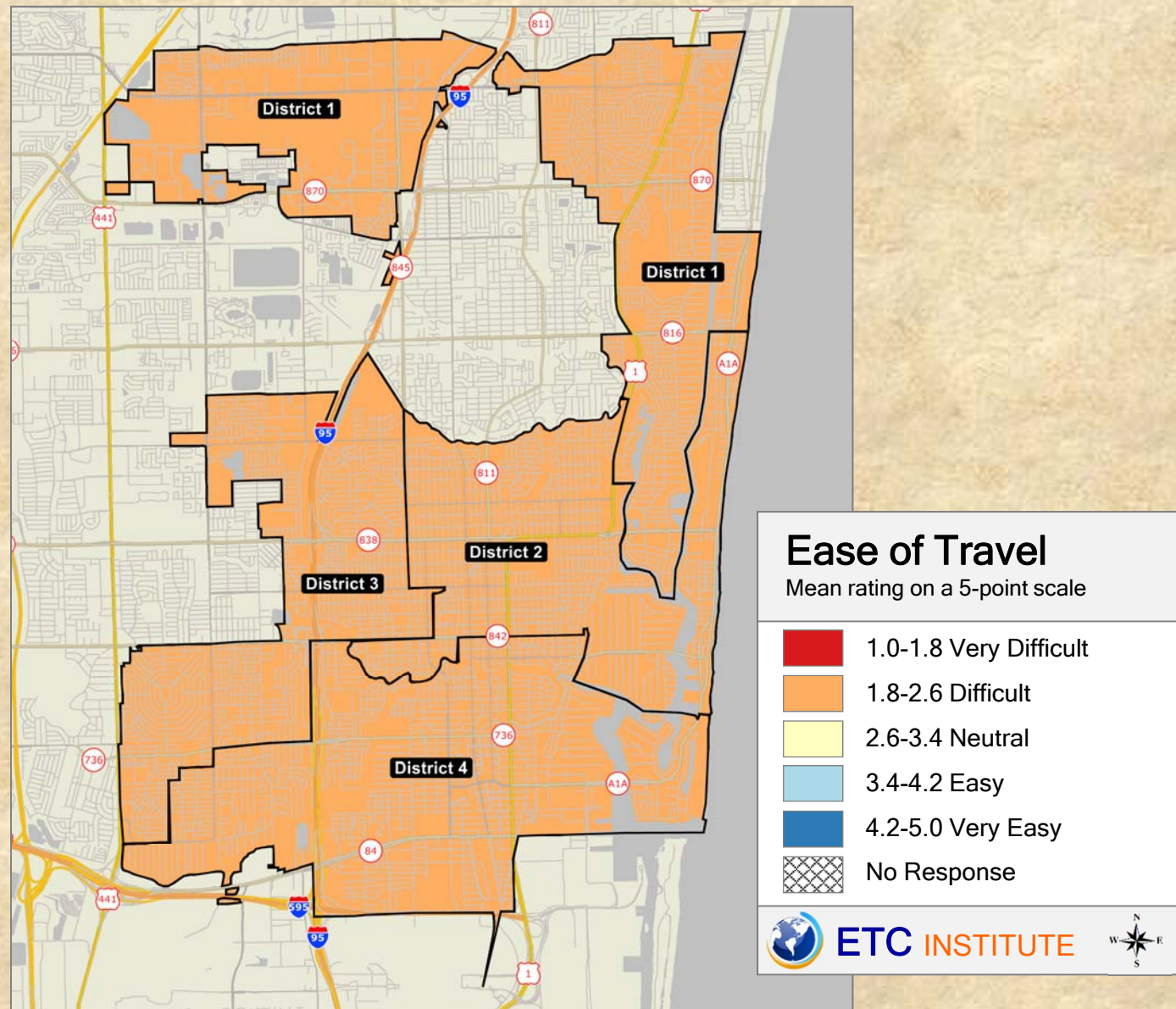
## Q6-11(a) How easy it is to travel by car on Sunrise Blvd from Searstown to Gateway during a weekday



### 2017 City of Fort Lauderdale Special Survey

Shading reflects the mean rating for all respondents by Commission District

## Q6-11(b) How easy it is to travel by car on Sunrise Blvd from Searstown to Gateway on the weekend

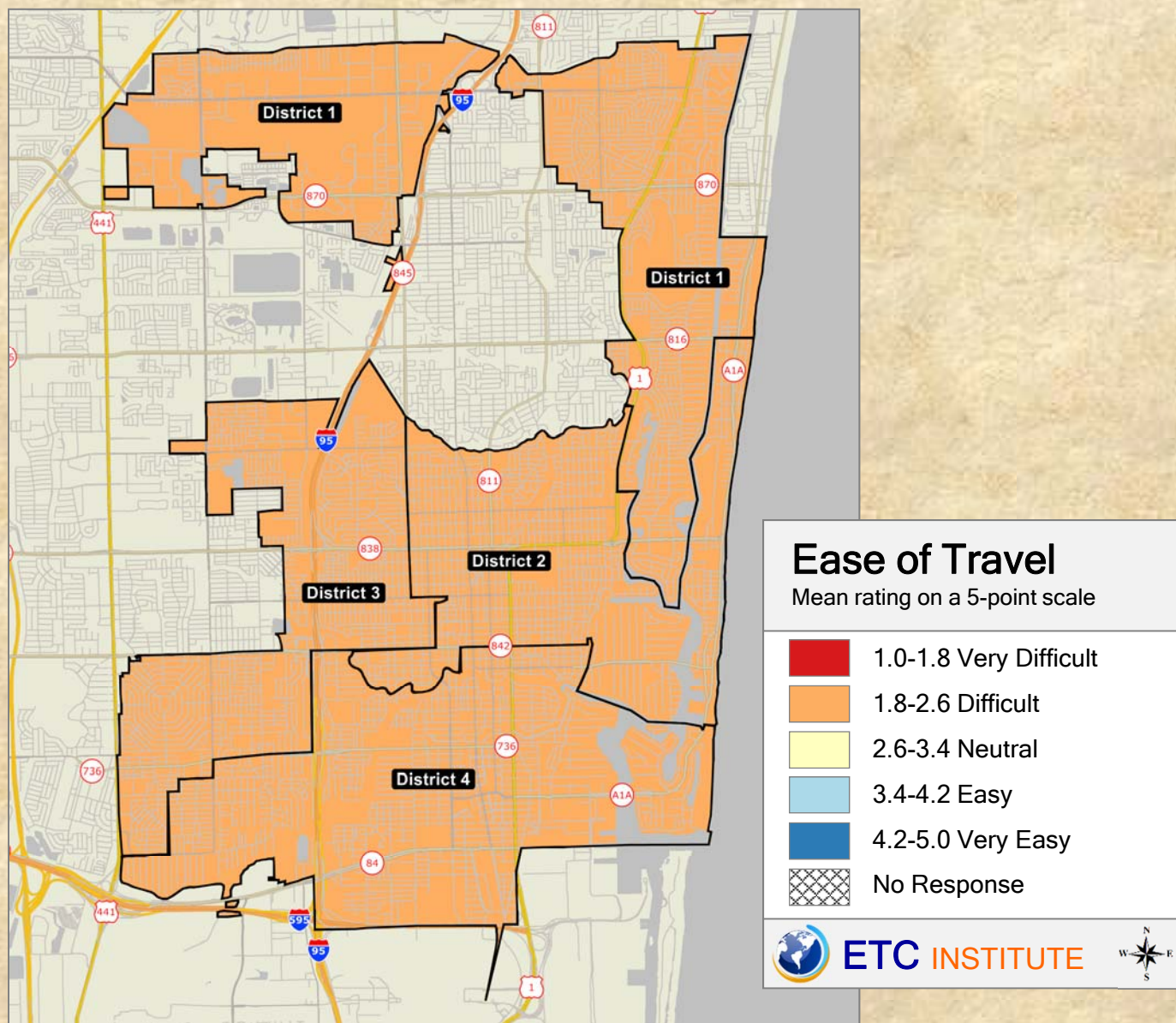


### 2017 City of Fort Lauderdale Special Survey

Shading reflects the mean rating for all respondents by Commission District



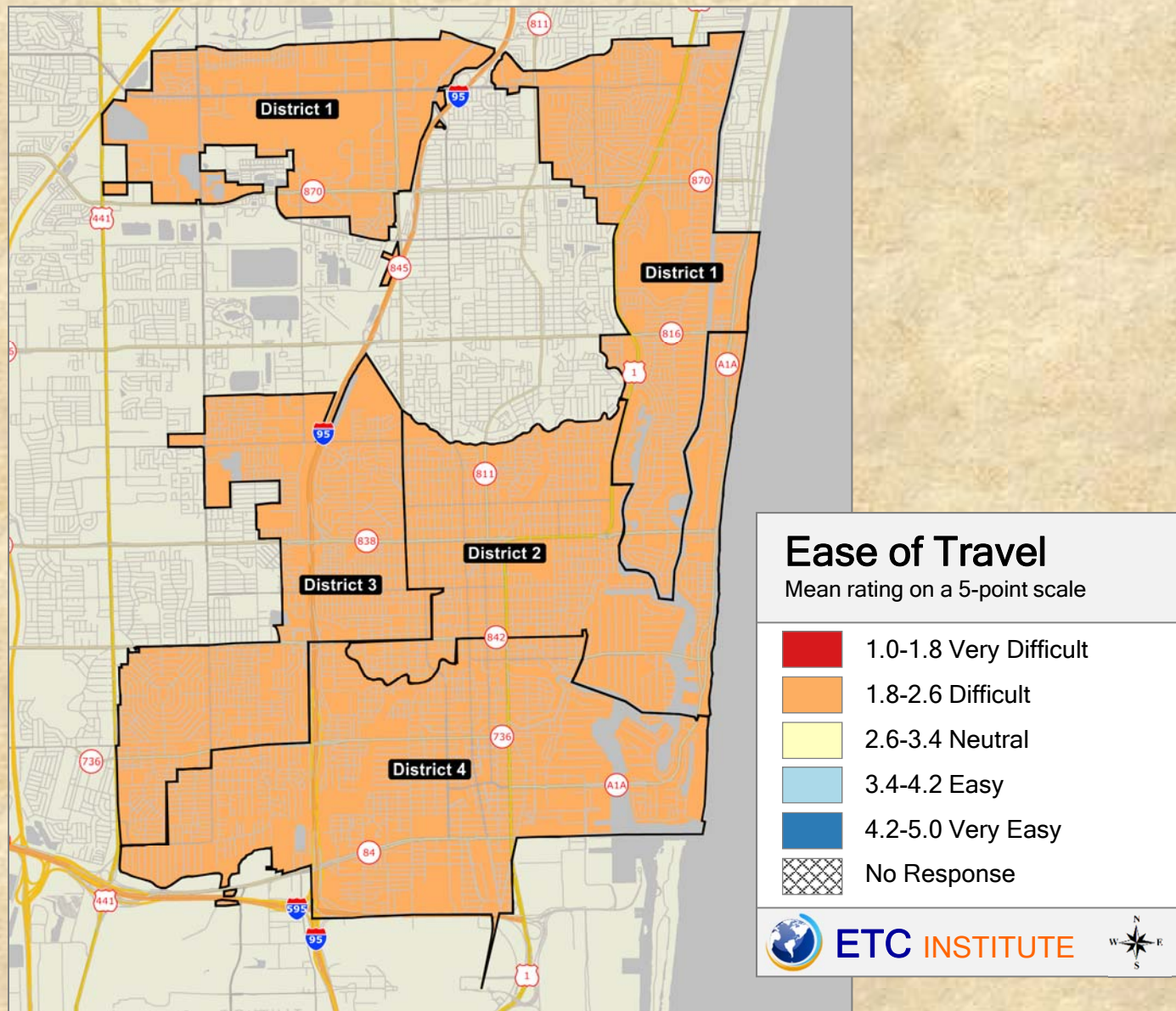
## Q6-12(a) How easy it is to travel by car on Sunrise Blvd from Gateway to A1A during a weekday



### 2017 City of Fort Lauderdale Special Survey

Shading reflects the mean rating for all respondents by Commission District

## Q6-12(b) How easy it is to travel by car on Sunrise Blvd from Gateway to A1A on the weekend

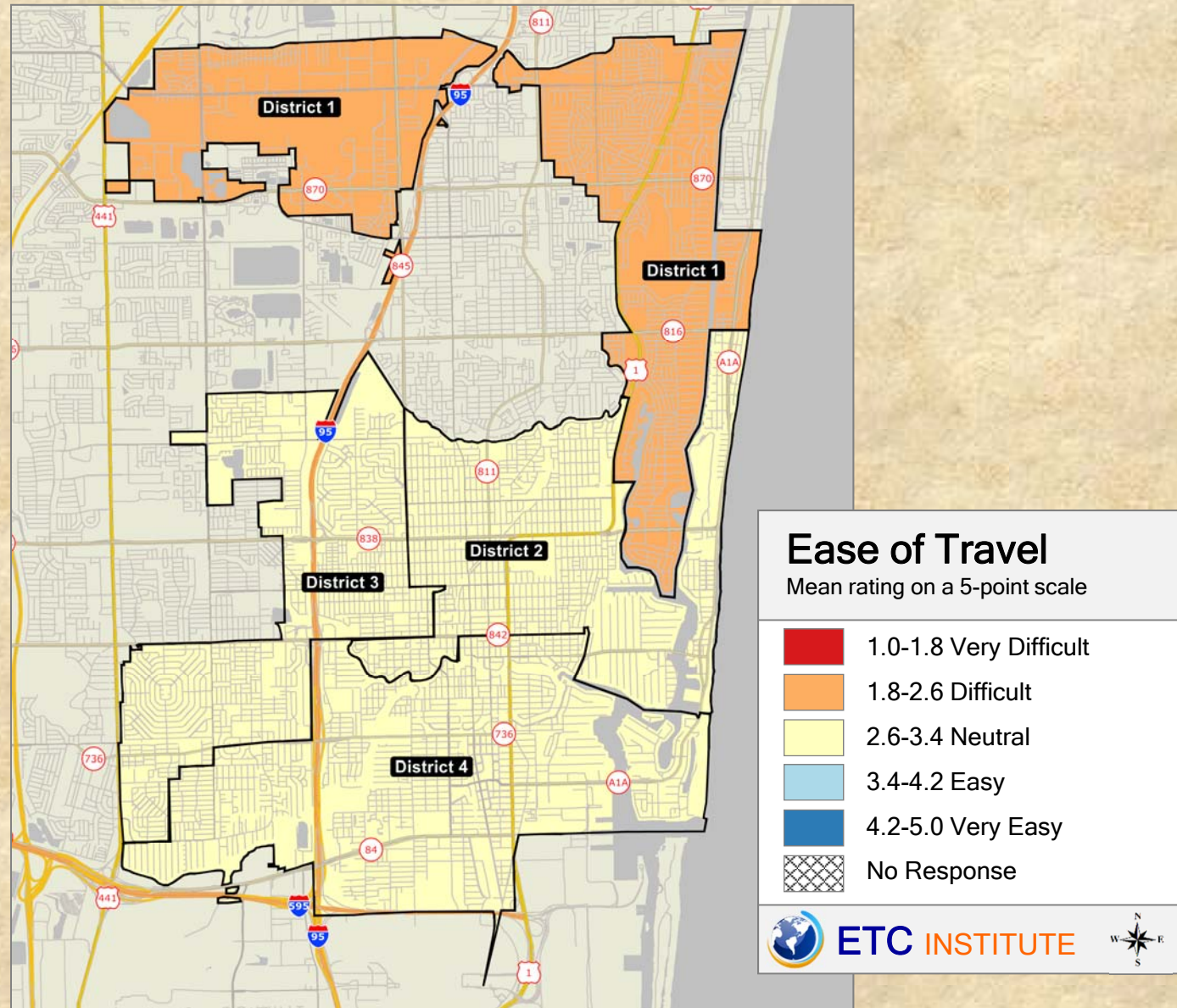


### 2017 City of Fort Lauderdale Special Survey

Shading reflects the mean rating for all respondents by Commission District



## Q6-13(a) How easy it is to travel by car on Cypress Creek Blvd from I-95 West to NW 31<sup>st</sup> Ave during a weekday

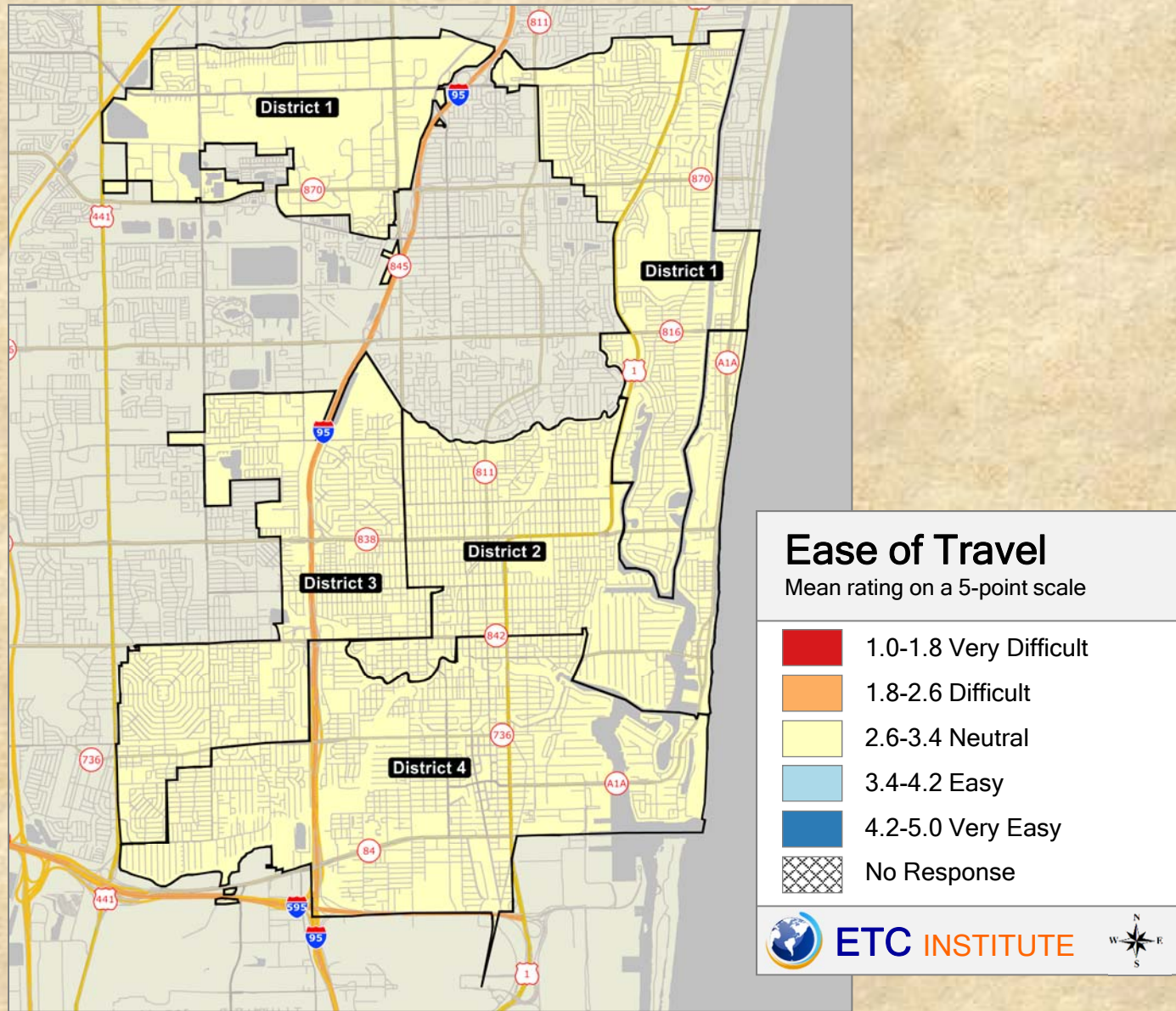


### 2017 City of Fort Lauderdale Special Survey

Shading reflects the mean rating for all respondents by Commission District



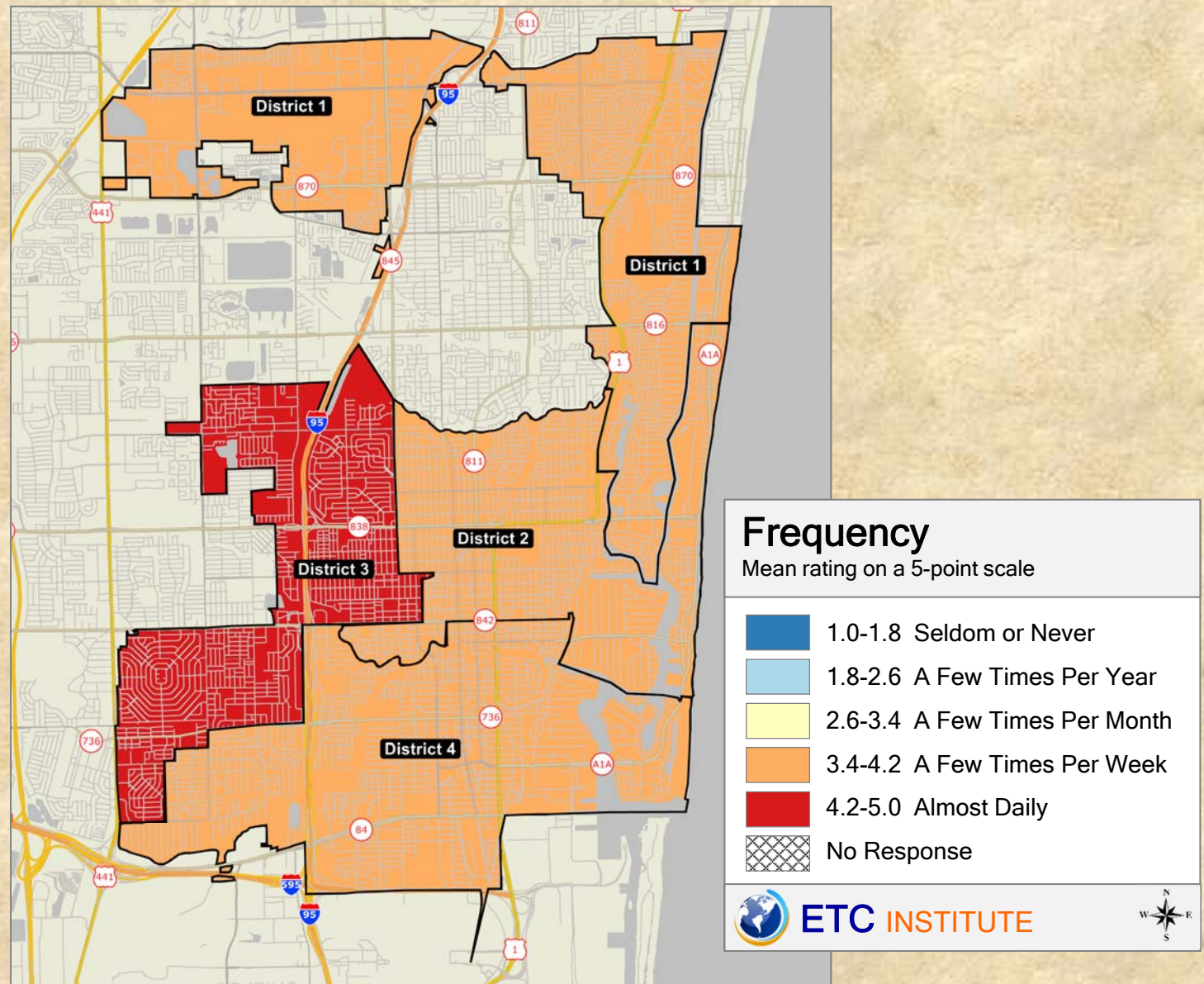
## Q6-13(b) How easy it is to travel by car on Cypress Creek Blvd from I-95 West to NW 31<sup>st</sup> Ave on the weekend



### 2017 City of Fort Lauderdale Special Survey

Shading reflects the mean rating for all respondents by Commission District

## Q13-01 How often homeless people are seen in the neighborhood where you live

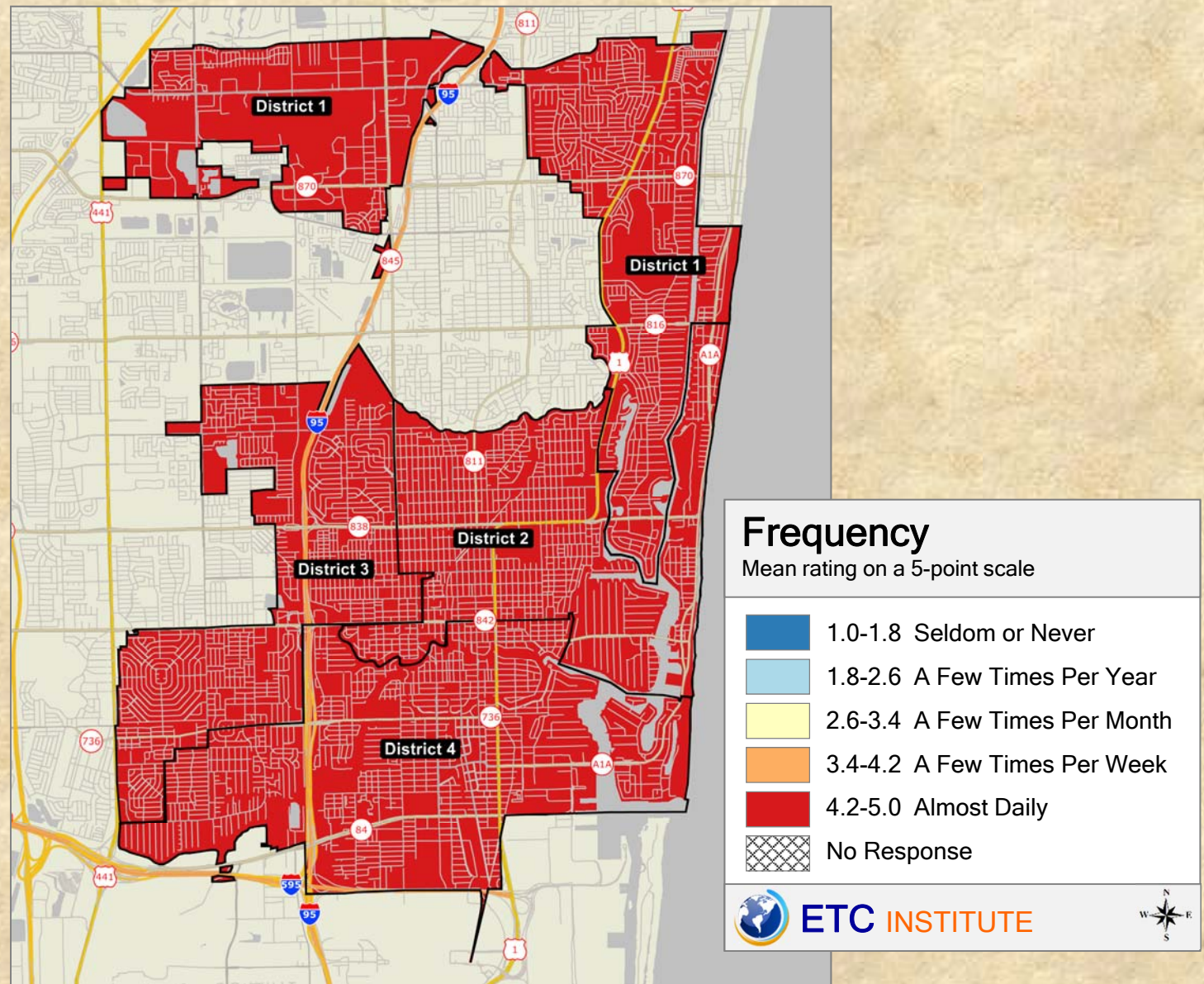


### 2017 City of Fort Lauderdale Special Survey

Shading reflects the mean rating for all respondents by Commission District



## Q13-02 How often homeless people are seen in downtown Fort Lauderdale

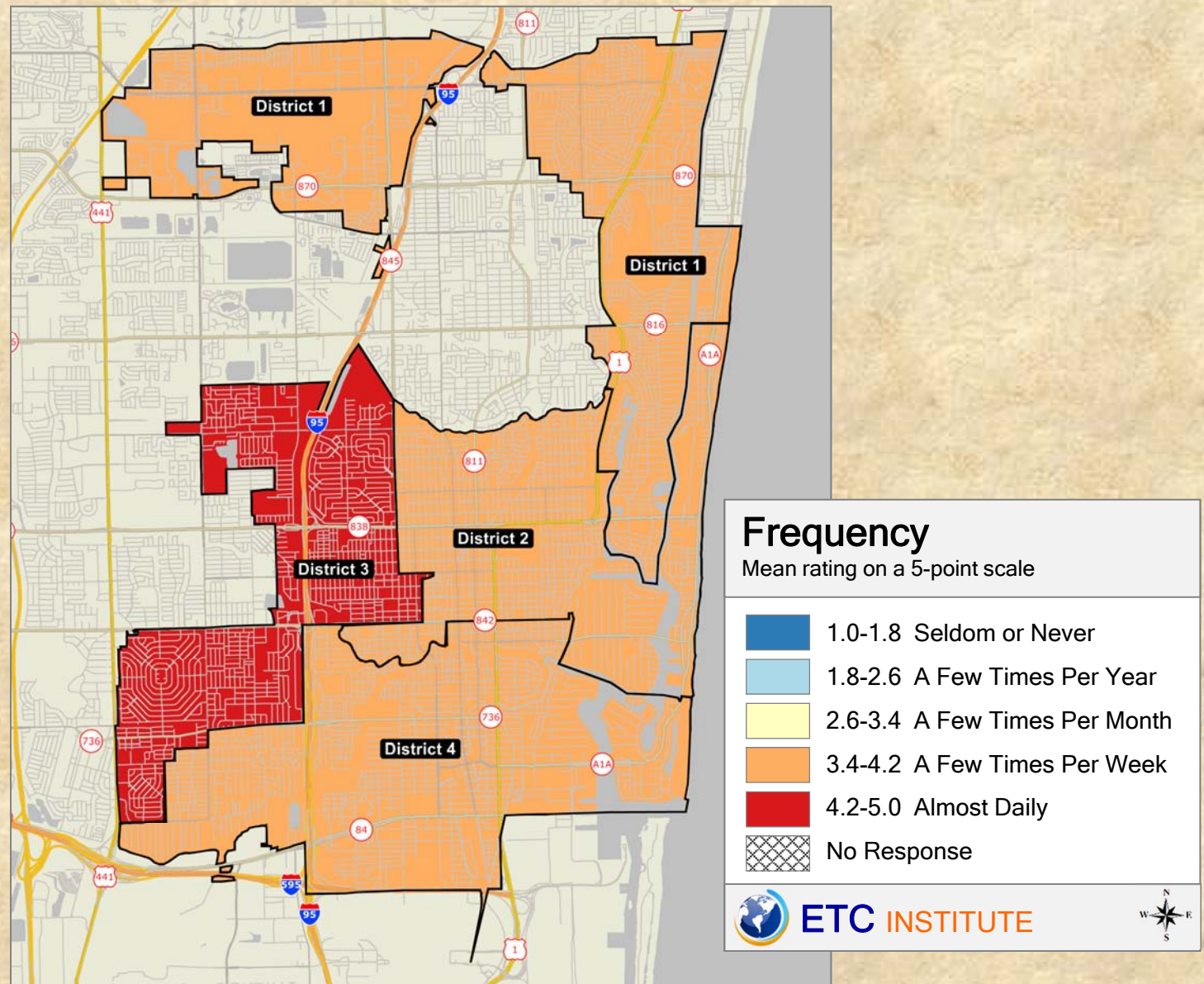


### 2017 City of Fort Lauderdale Special Survey

Shading reflects the mean rating for all respondents by Commission District



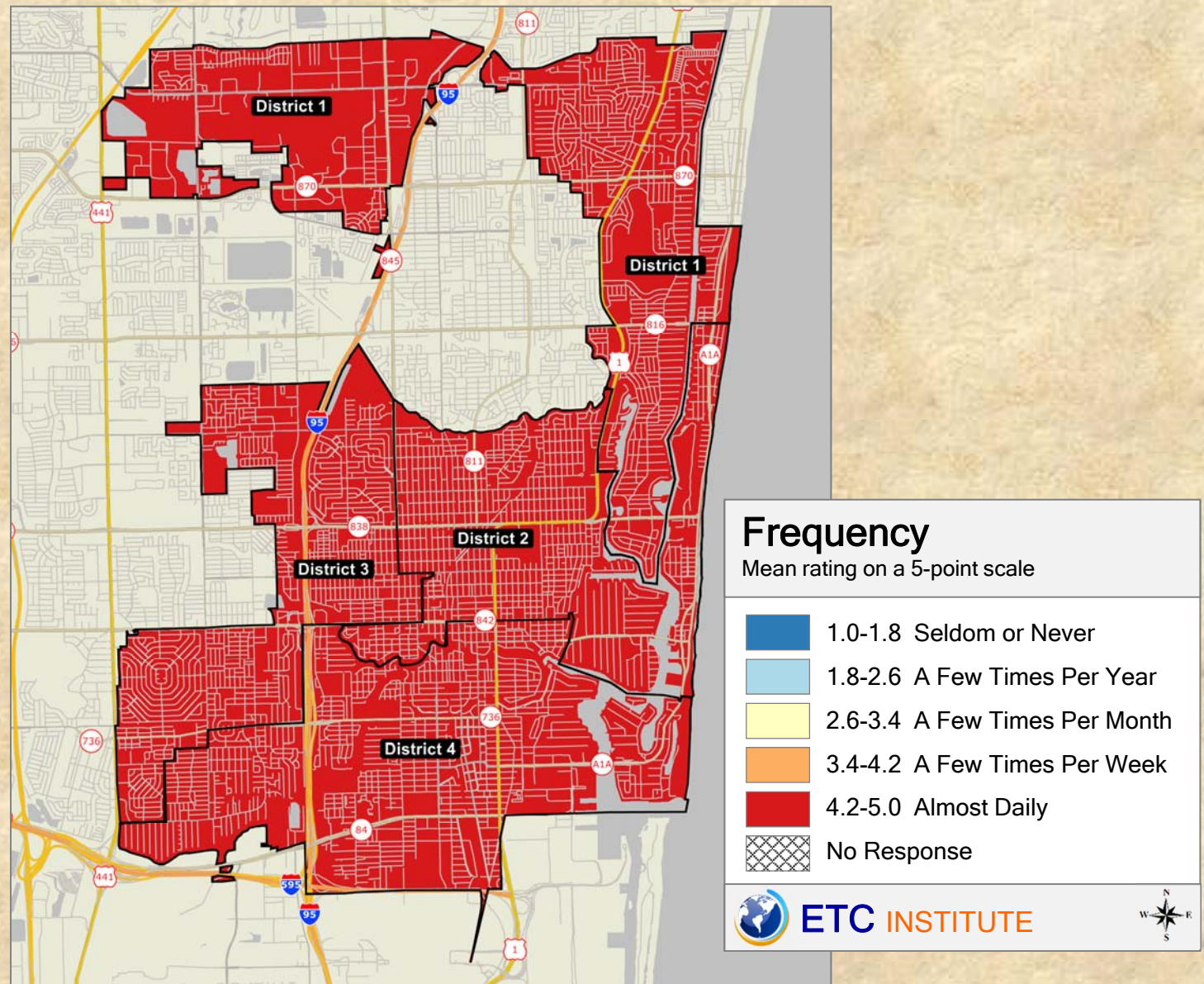
## Q13-03 How often homeless people are seen on beaches in Fort Lauderdale



### 2017 City of Fort Lauderdale Special Survey

Shading reflects the mean rating for all respondents by Commission District

## Q13-04 How often homeless people are seen in parks in Fort Lauderdale

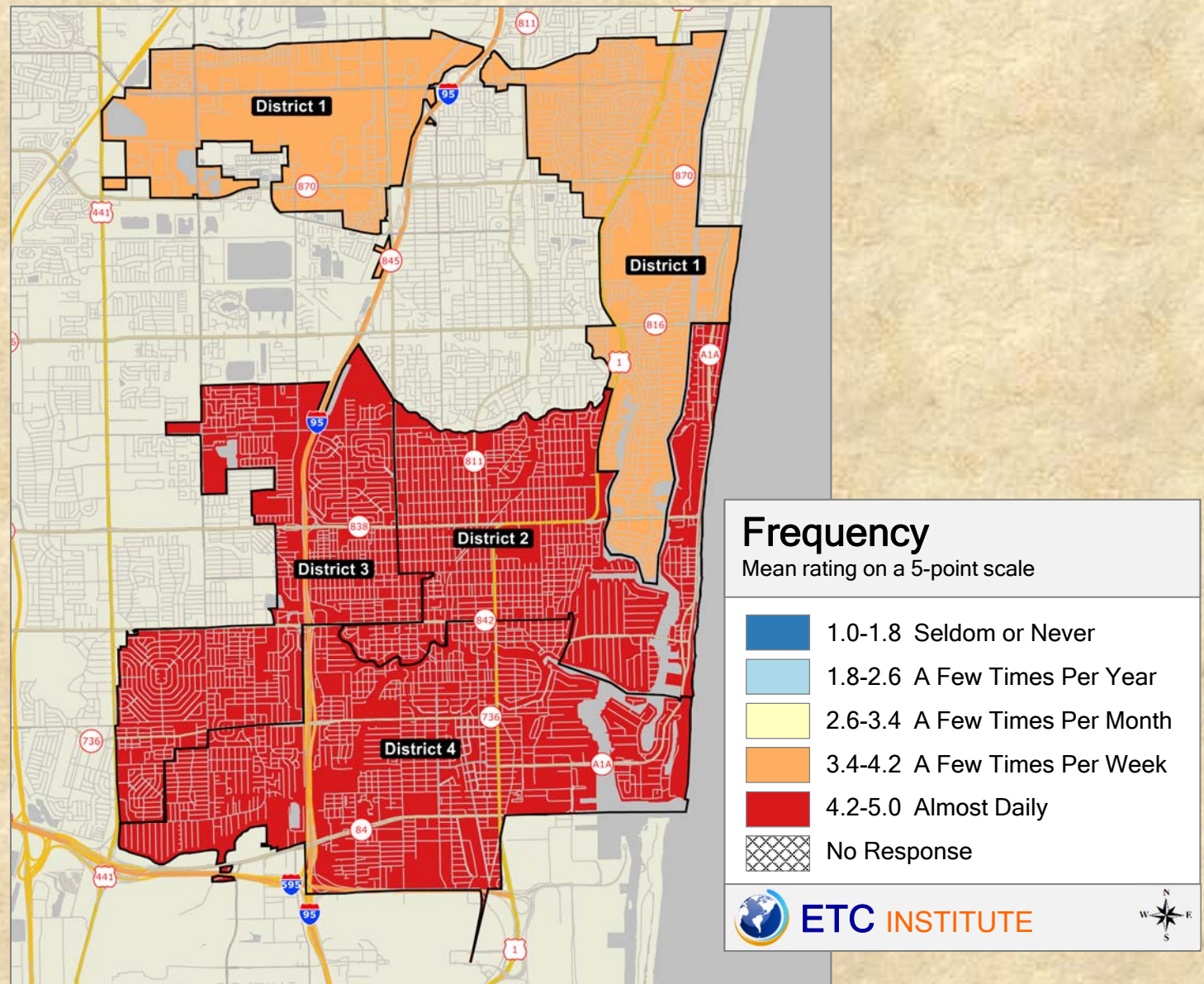


### 2017 City of Fort Lauderdale Special Survey

Shading reflects the mean rating for all respondents by Commission District



## Q13-05 How often homeless people are seen in commercial areas in Fort Lauderdale

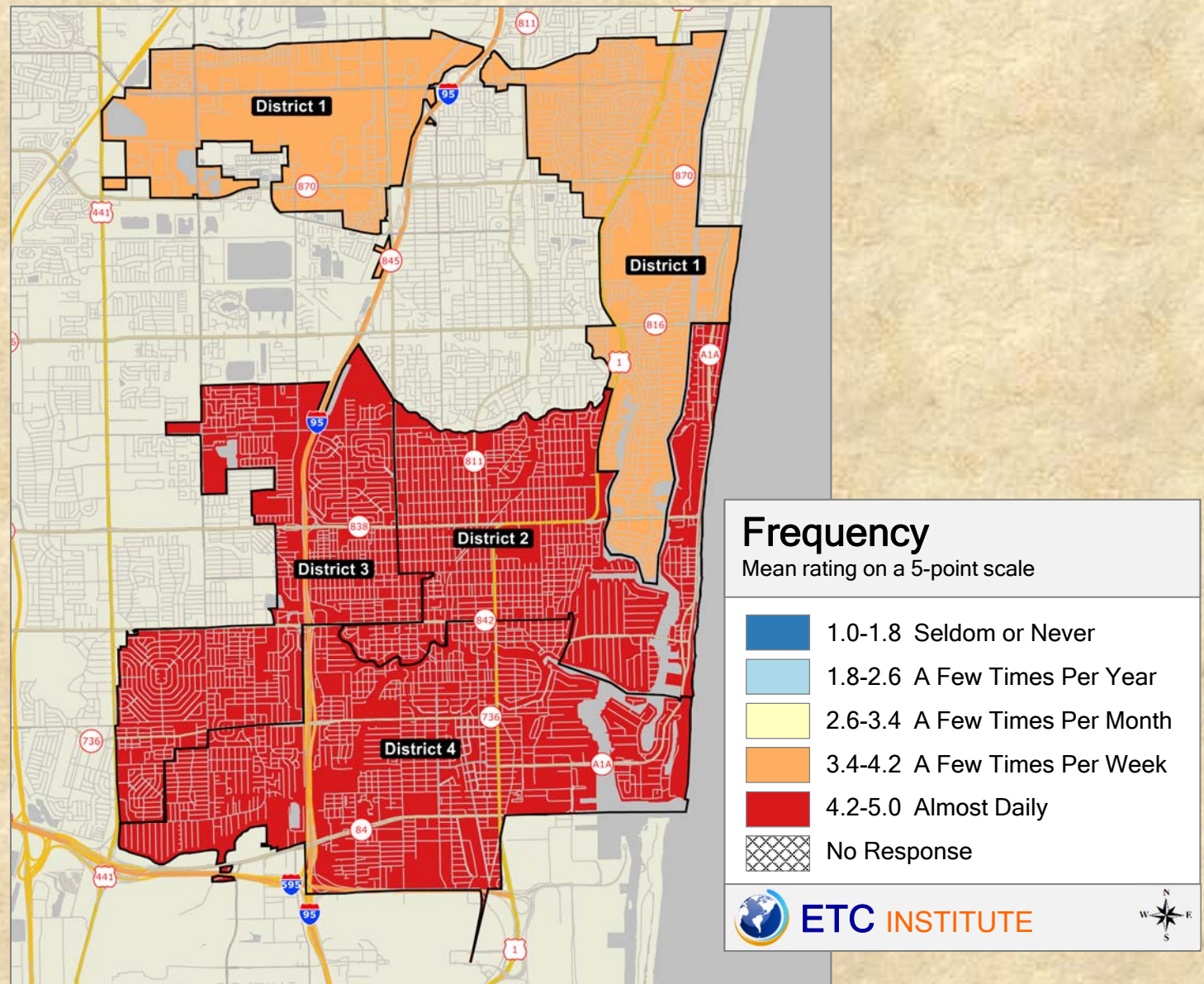


### 2017 City of Fort Lauderdale Special Survey

Shading reflects the mean rating for all respondents by Commission District



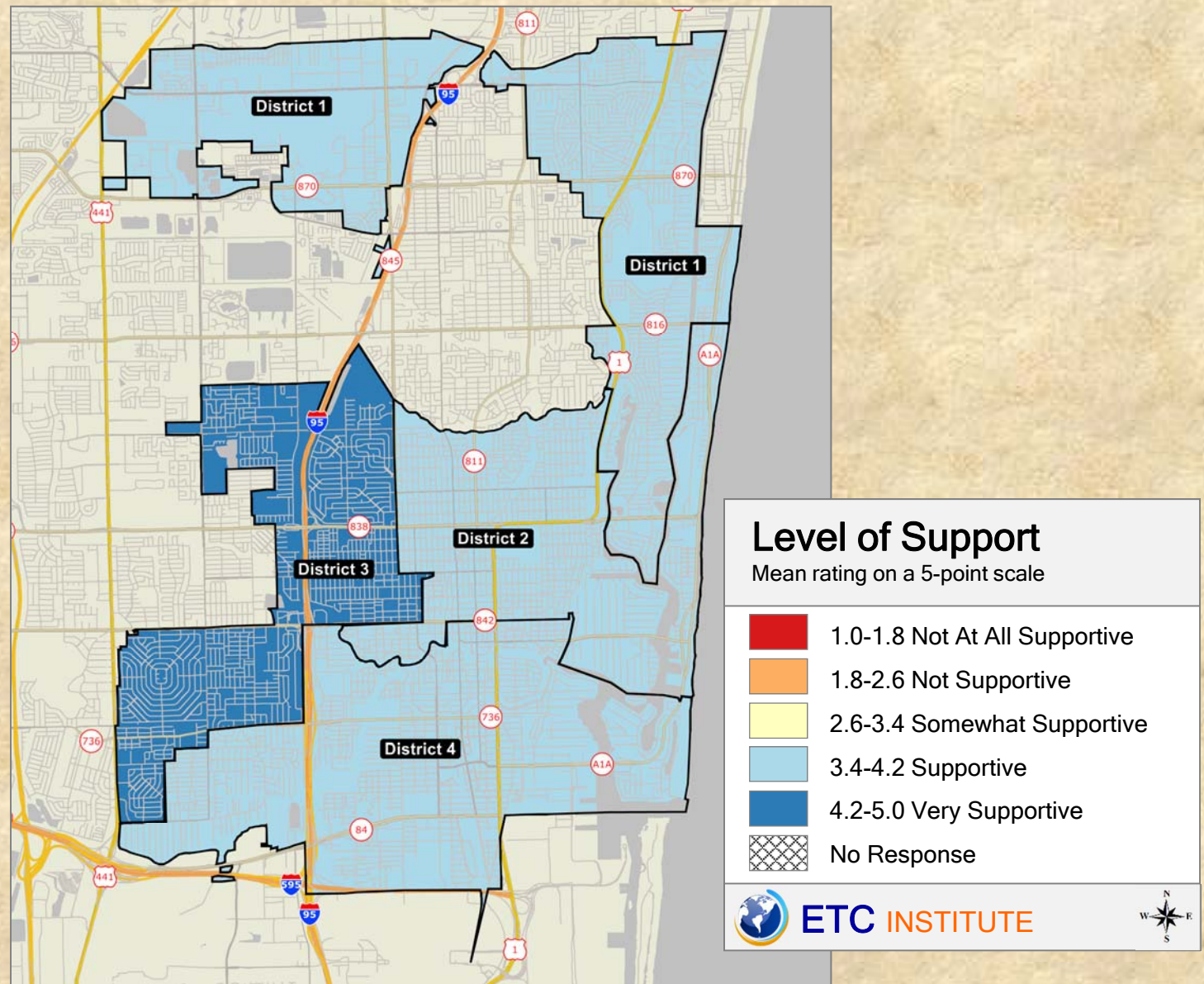
## Q13-06 How often homeless people are seen in other areas in Fort Lauderdale



### 2017 City of Fort Lauderdale Special Survey

Shading reflects the mean rating for all respondents by Commission District

## Q14-01 Support for developing new (and/or expanding existing) homeless shelters in Fort Lauderdale

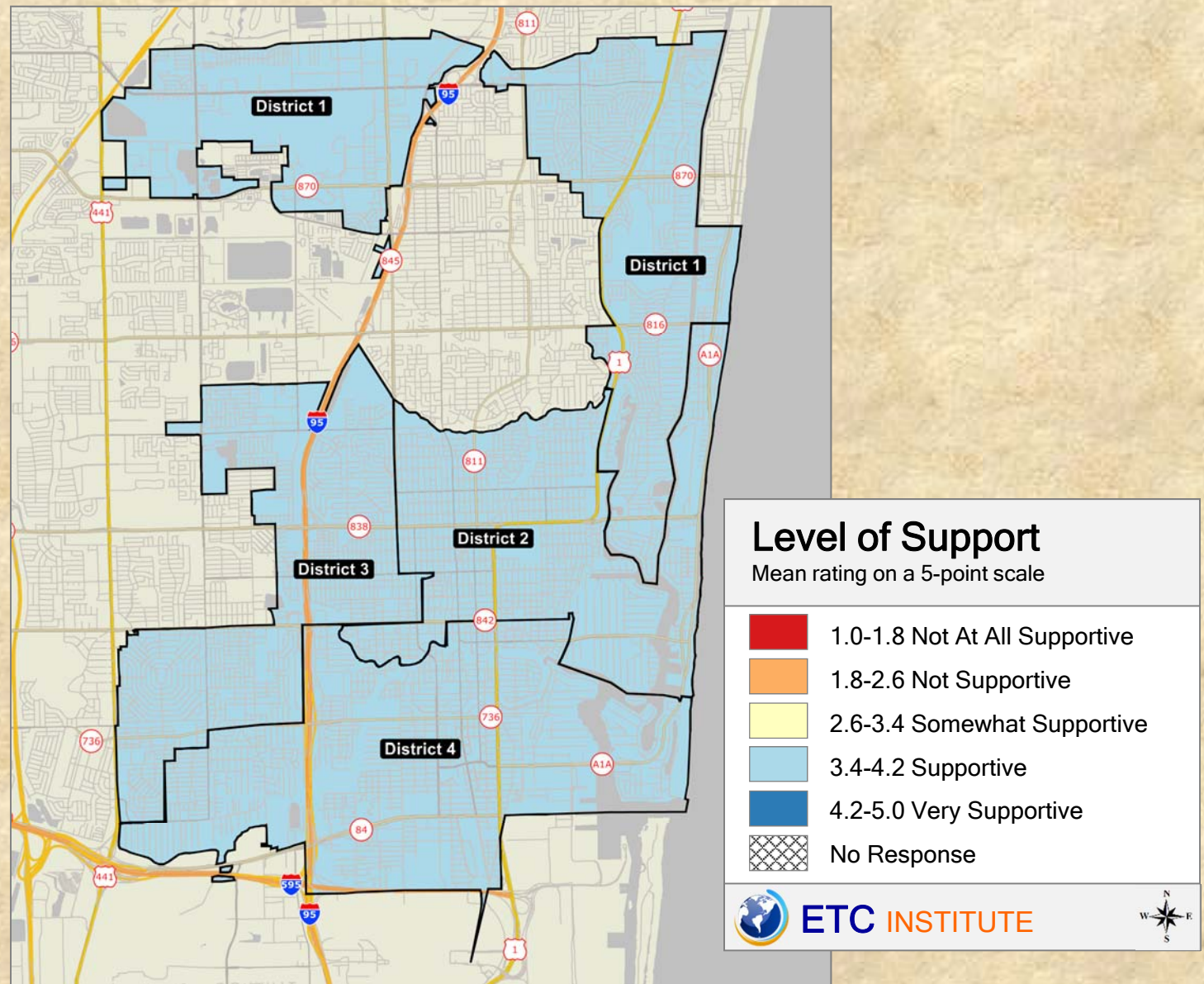


### 2017 City of Fort Lauderdale Special Survey

Shading reflects the mean rating for all respondents by Commission District



## Q14-02 Support for banning overnight sleeping in public areas without a permit

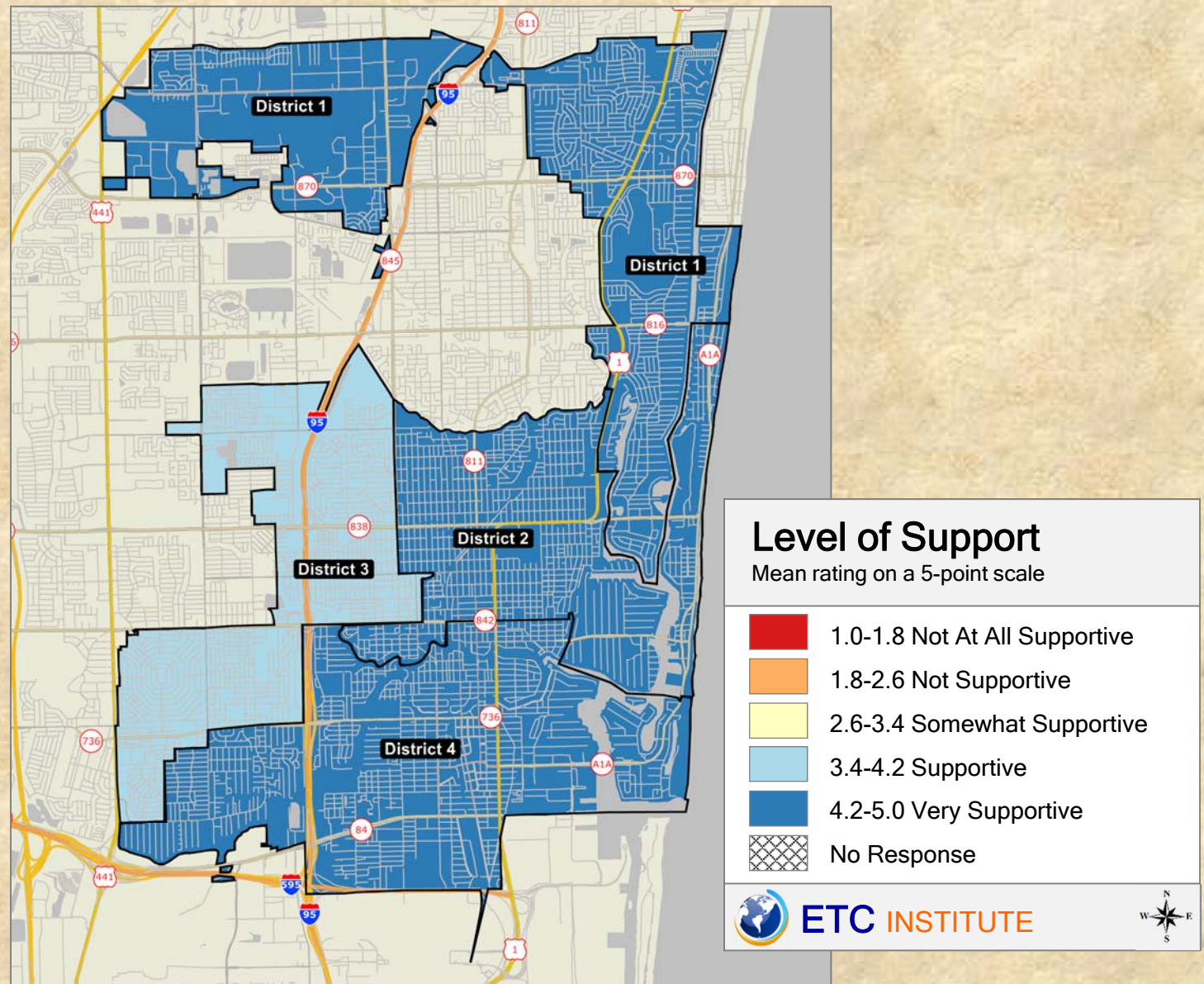


### 2017 City of Fort Lauderdale Special Survey

Shading reflects the mean rating for all respondents by Commission District



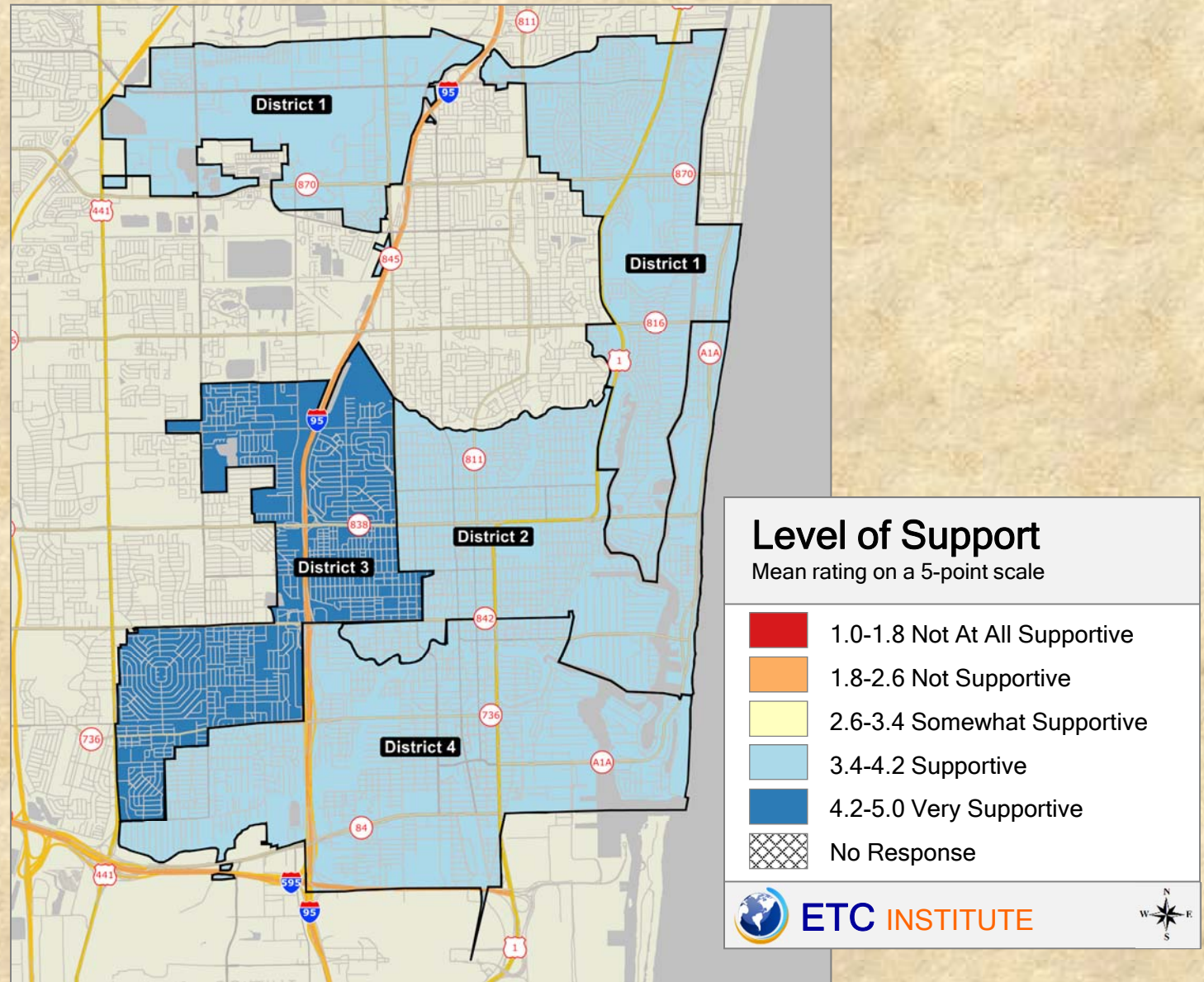
## Q14-03 Support for increasing enforcement of existing City ordinances which prohibit panhandling in the City



### 2017 City of Fort Lauderdale Special Survey

Shading reflects the mean rating for all respondents by Commission District

## Q14-04 Support for providing grants to non-profit organizations who provide services to the homeless in Fort Lauderdale

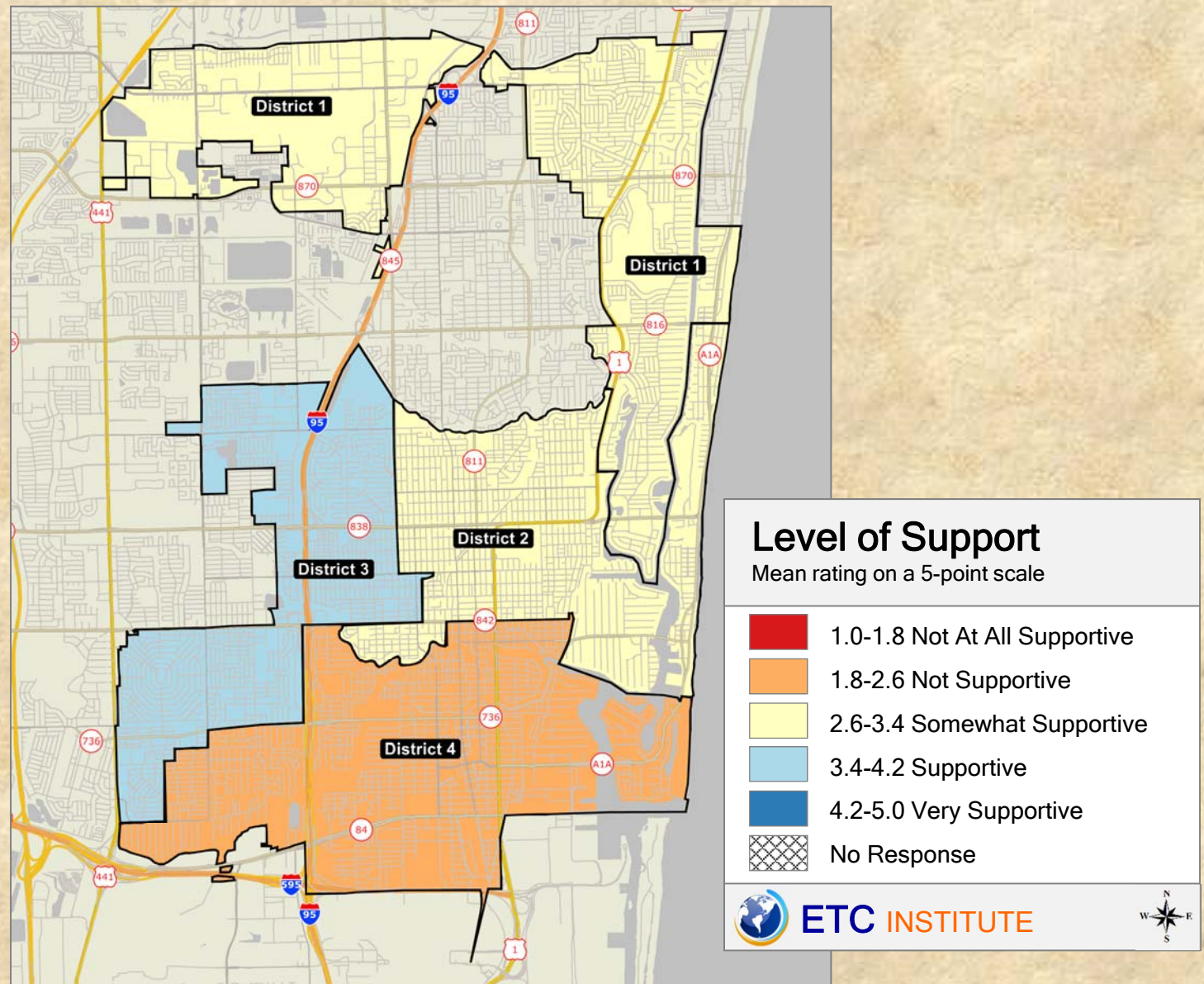


### 2017 City of Fort Lauderdale Special Survey

Shading reflects the mean rating for all respondents by Commission District



## Q14-05 Support for designating land for public camping

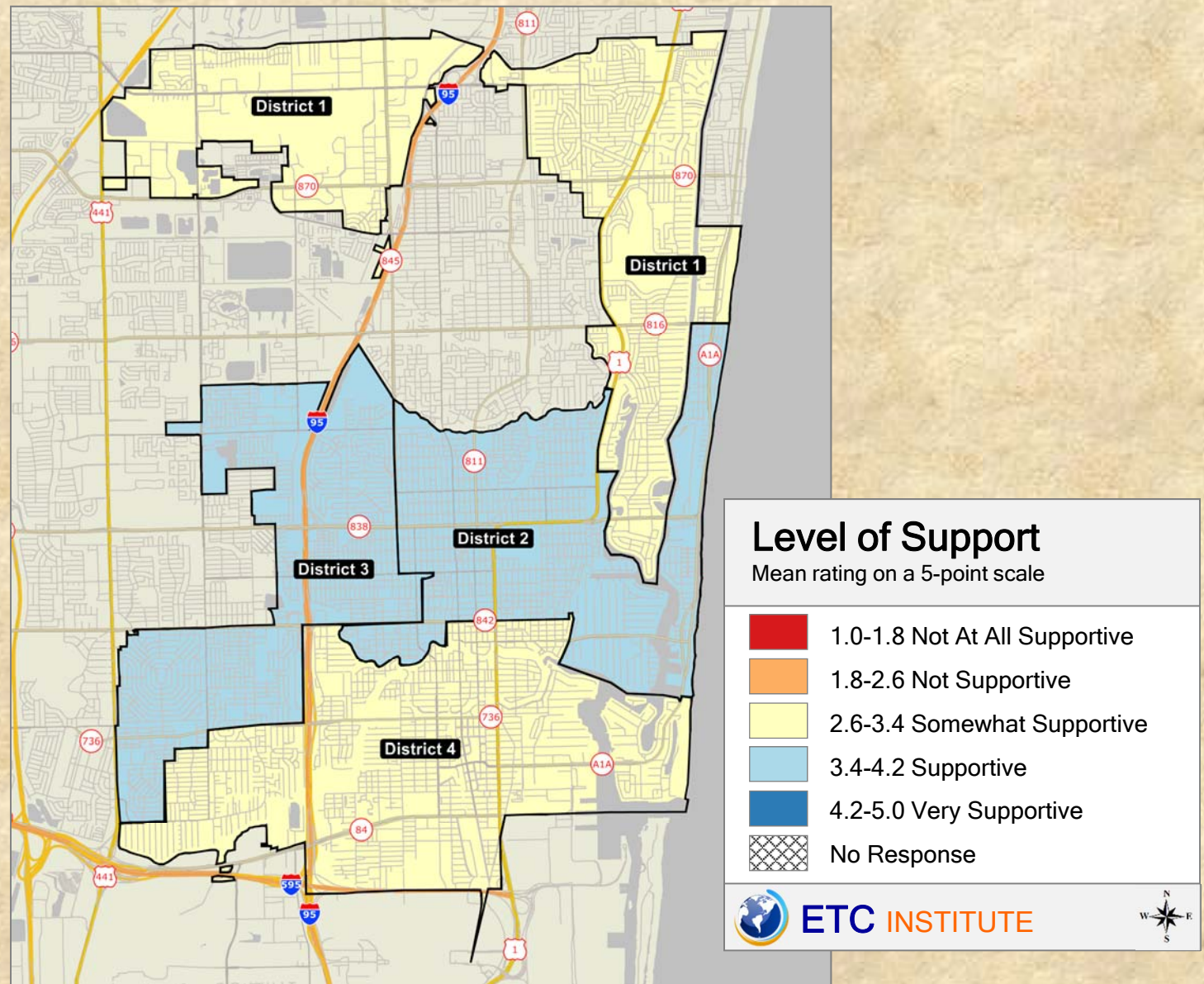


### 2017 City of Fort Lauderdale Special Survey

Shading reflects the mean rating for all respondents by Commission District



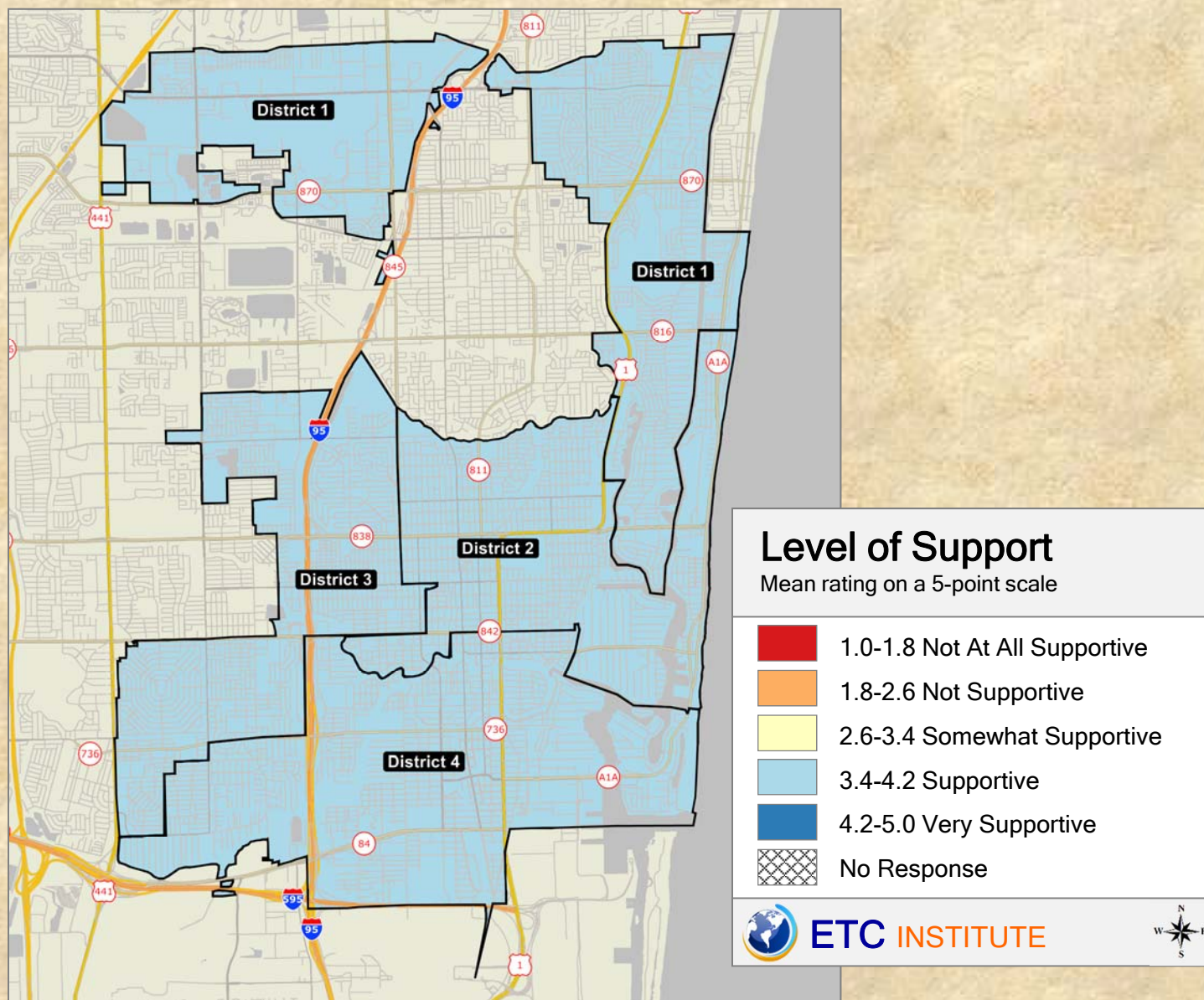
## Q14-06 Support for providing centralized facilities/amenities for individual public use



### 2017 City of Fort Lauderdale Special Survey

Shading reflects the mean rating for all respondents by Commission District

## Q14-07 Support for establishing a Homeless Court to provide court mandated treatment or longer-term solutions

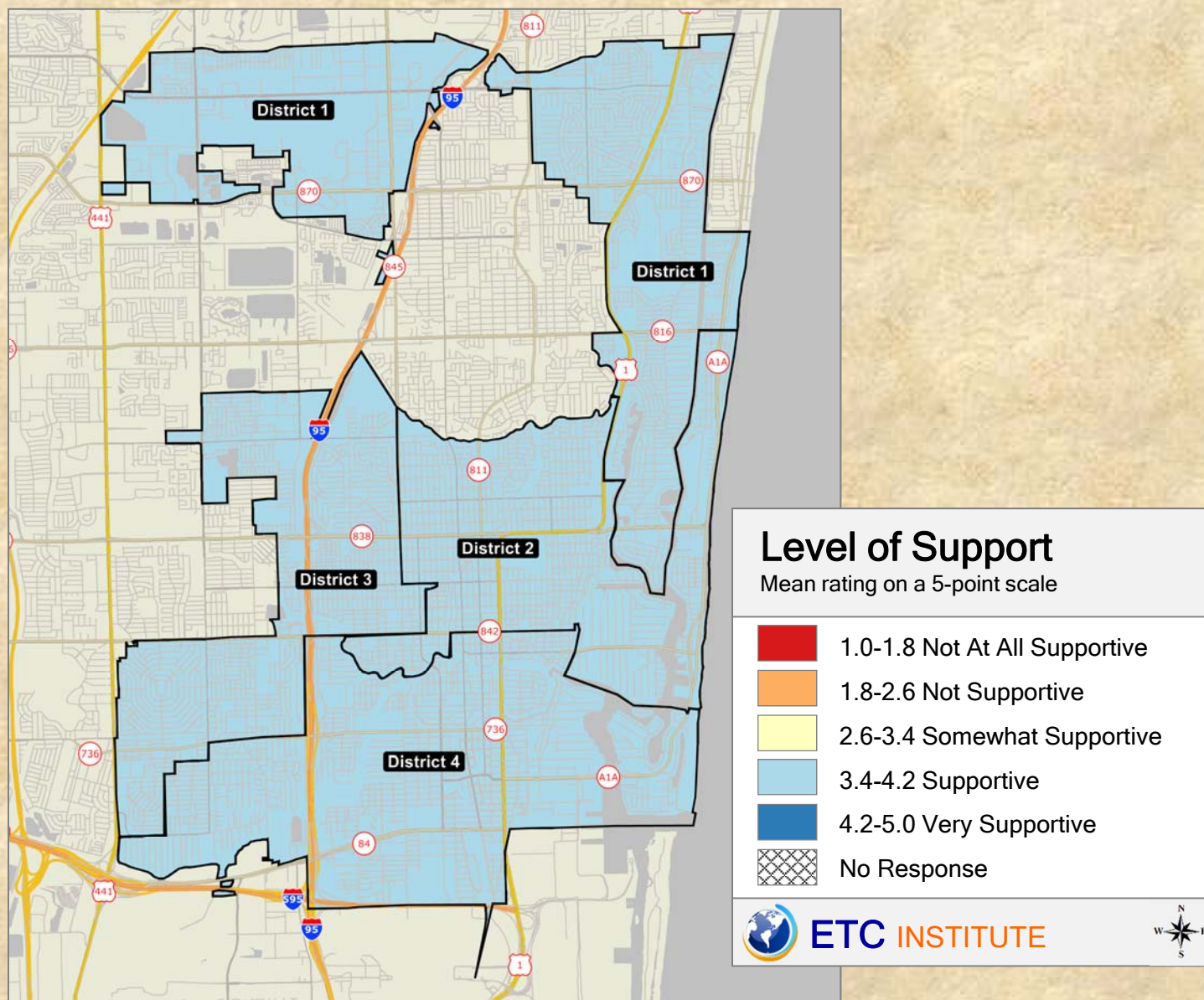


### 2017 City of Fort Lauderdale Special Survey

Shading reflects the mean rating for all respondents by Commission District



## Q14-08 Support for using an existing facility in Fort Lauderdale as a day center or transitional facility with homeless support services

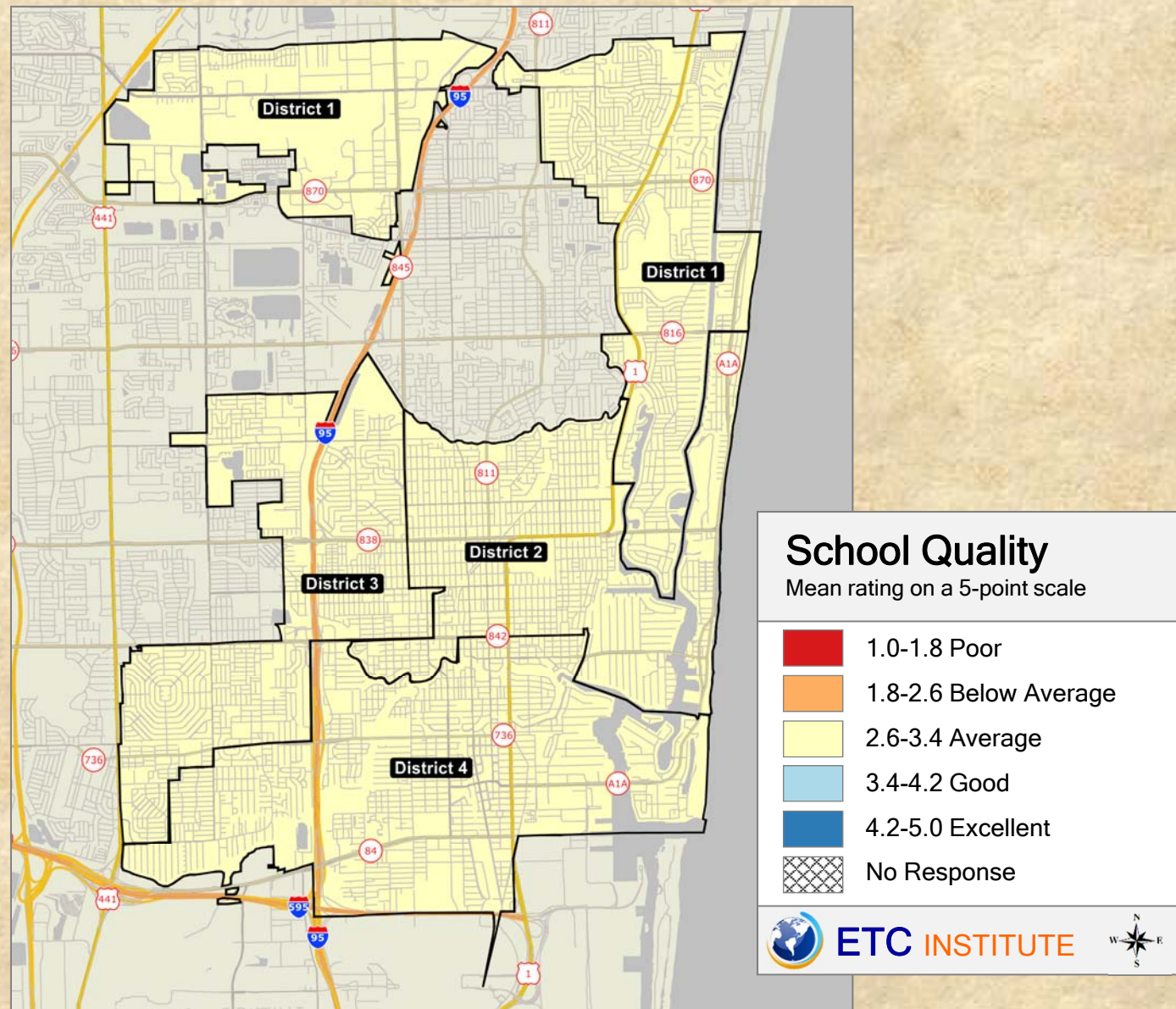


### 2017 City of Fort Lauderdale Special Survey

Shading reflects the mean rating for all respondents by Commission District



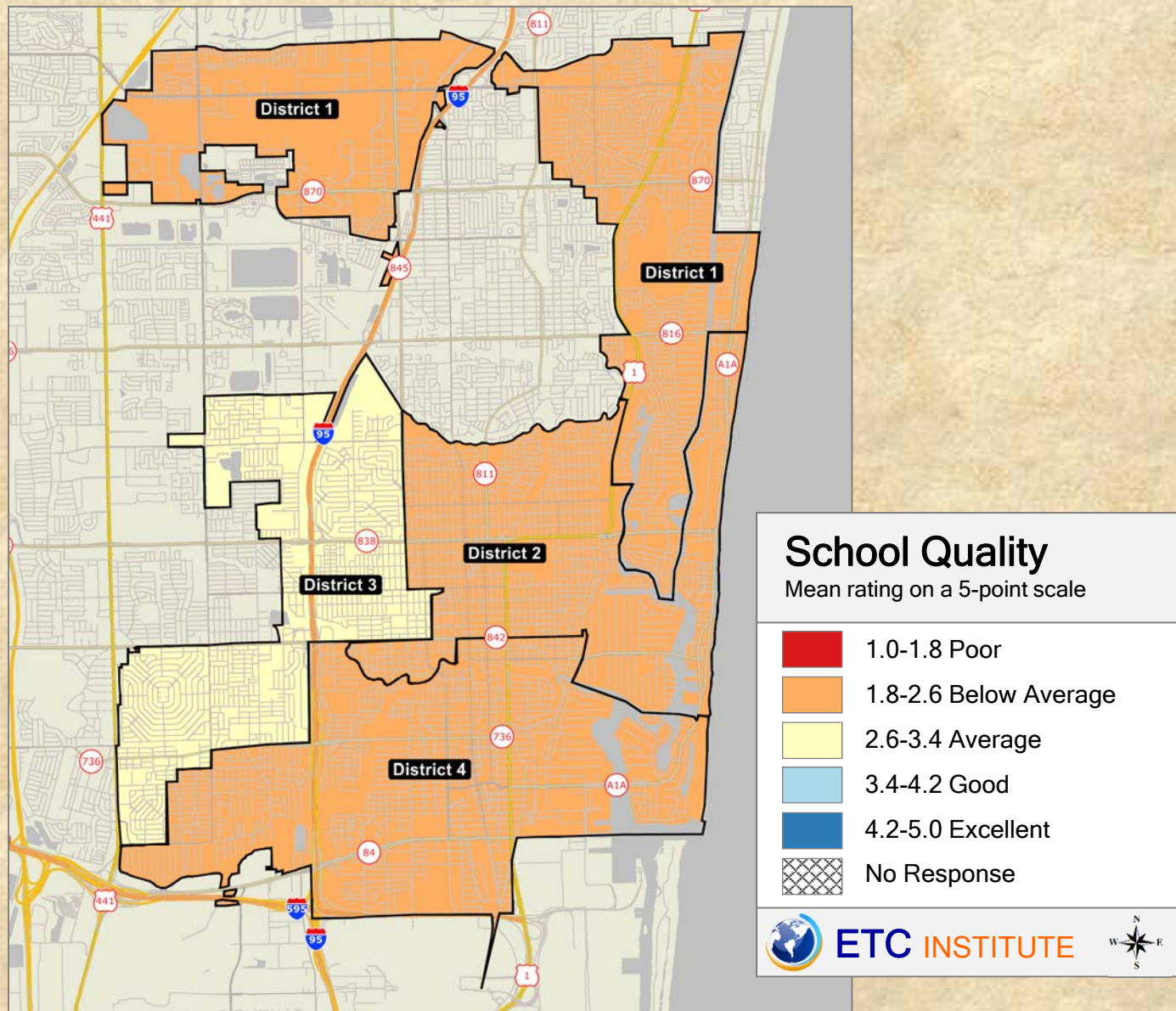
## Q24-01 Quality of elementary school (K-5)



### 2017 City of Fort Lauderdale Special Survey

Shading reflects the mean rating for all respondents by Commission District

## Q24-02 Quality of middle school (6-8)

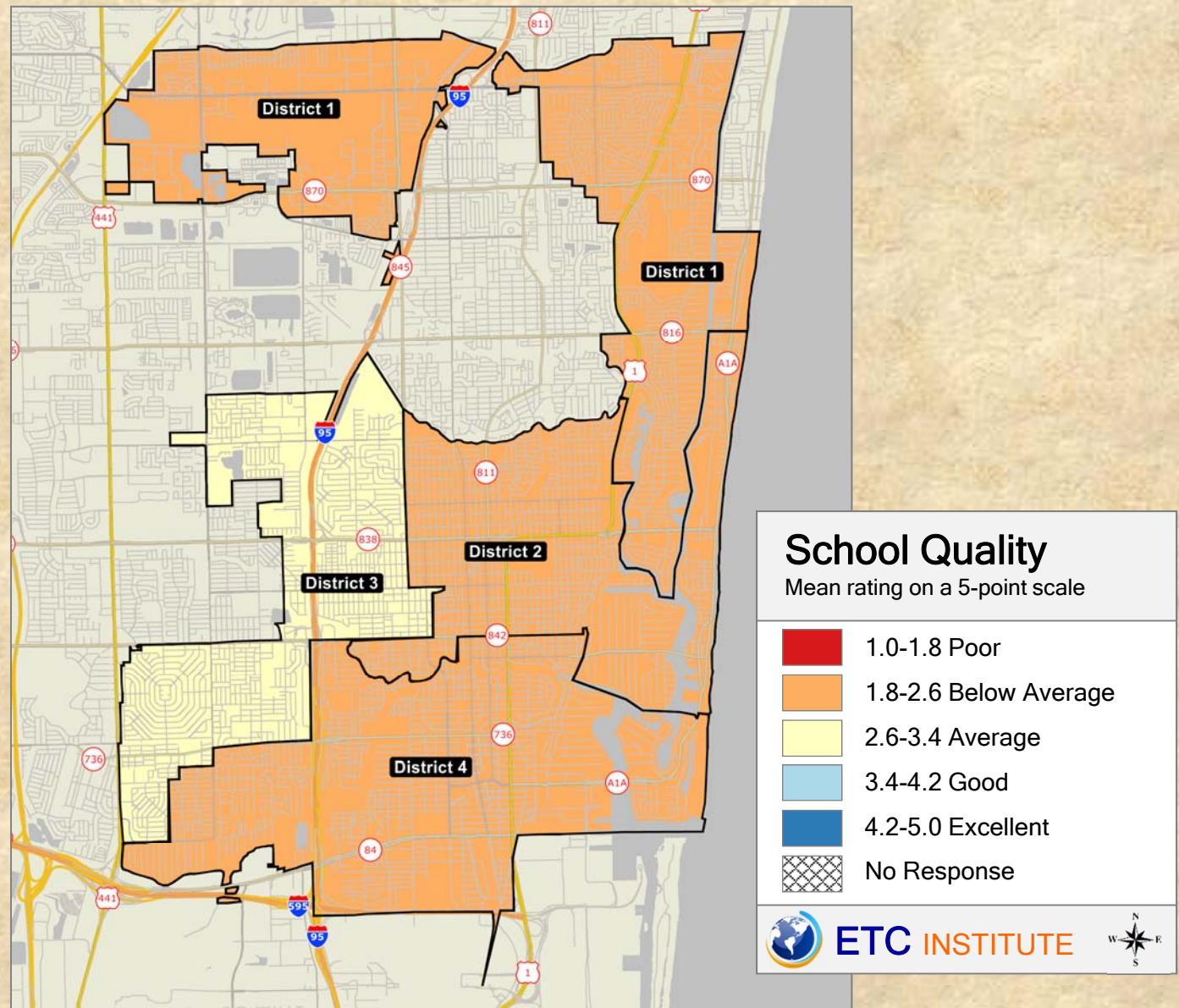


### 2017 City of Fort Lauderdale Special Survey

Shading reflects the mean rating for all respondents by Commission District



## Q24-03 Quality of high school (9-12)

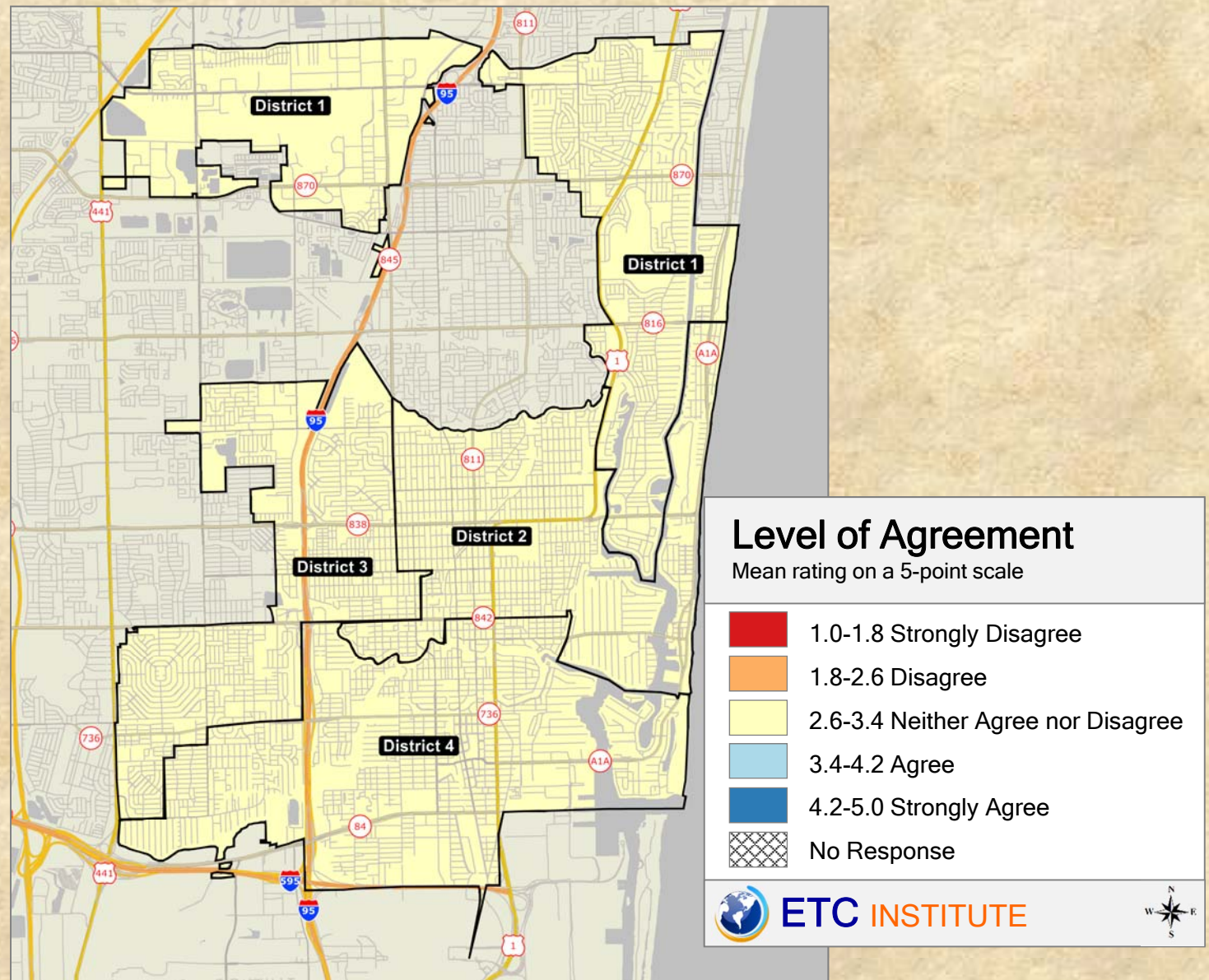


### 2017 City of Fort Lauderdale Special Survey

Shading reflects the mean rating for all respondents by Commission District



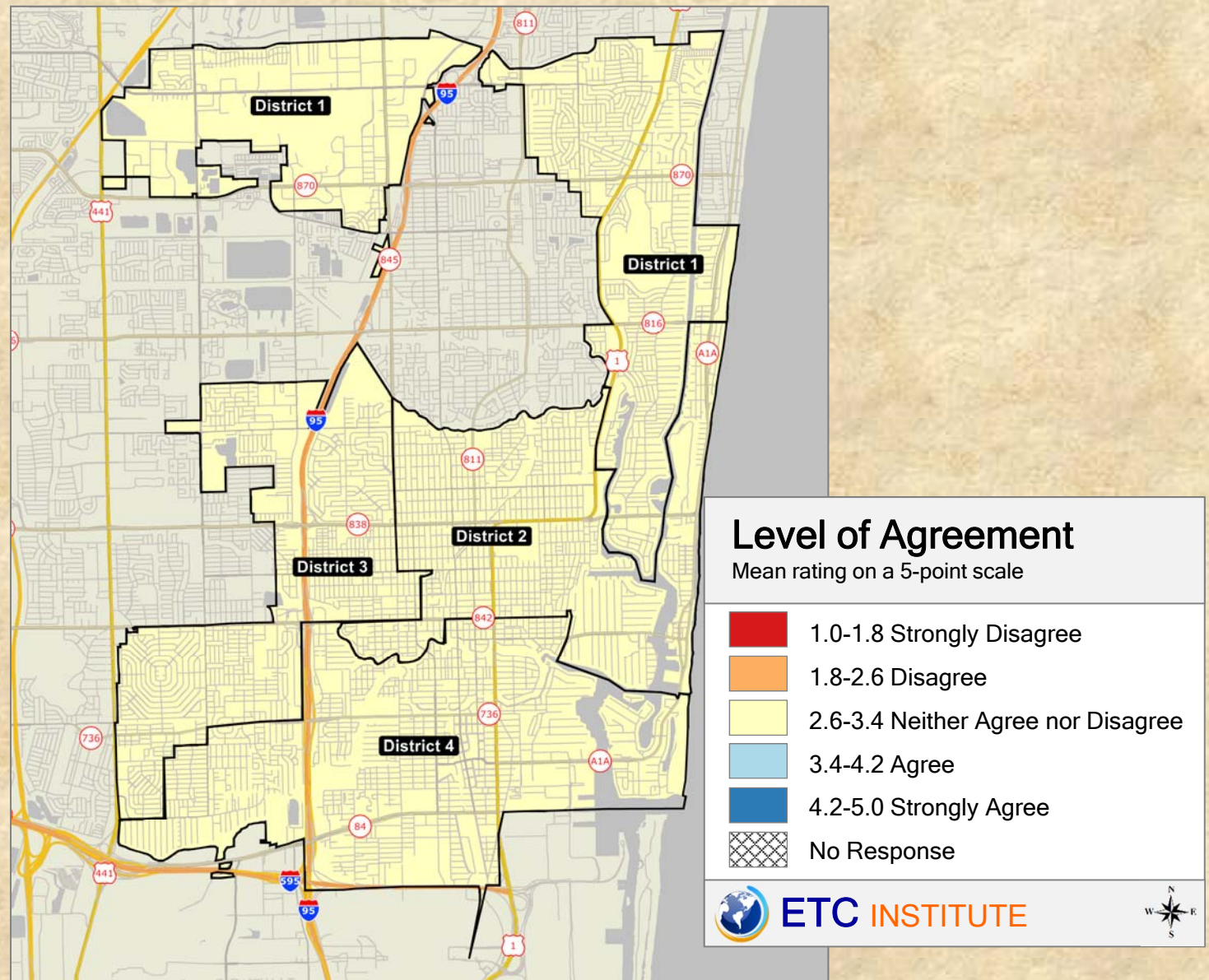
## Q25-01(a) Agreement that facilities at public schools are in good condition (elementary school)



### 2017 City of Fort Lauderdale Special Survey

Shading reflects the mean rating for all respondents by Commission District

## Q25-01(b) Agreement that facilities at public schools are in good condition (middle school)

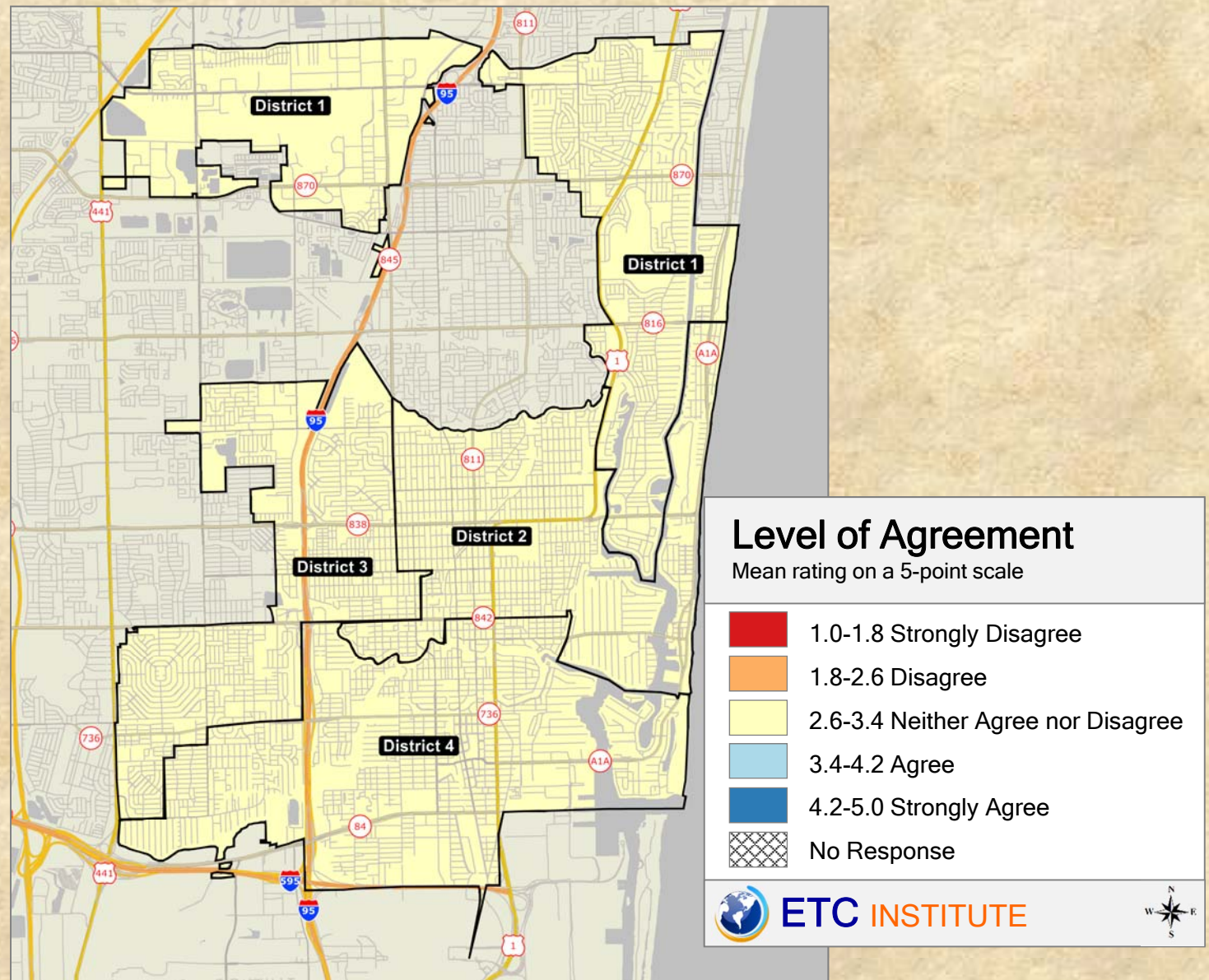


### 2017 City of Fort Lauderdale Special Survey

Shading reflects the mean rating for all respondents by Commission District



## Q25-01(c) Agreement that facilities at public schools are in good condition (high school)

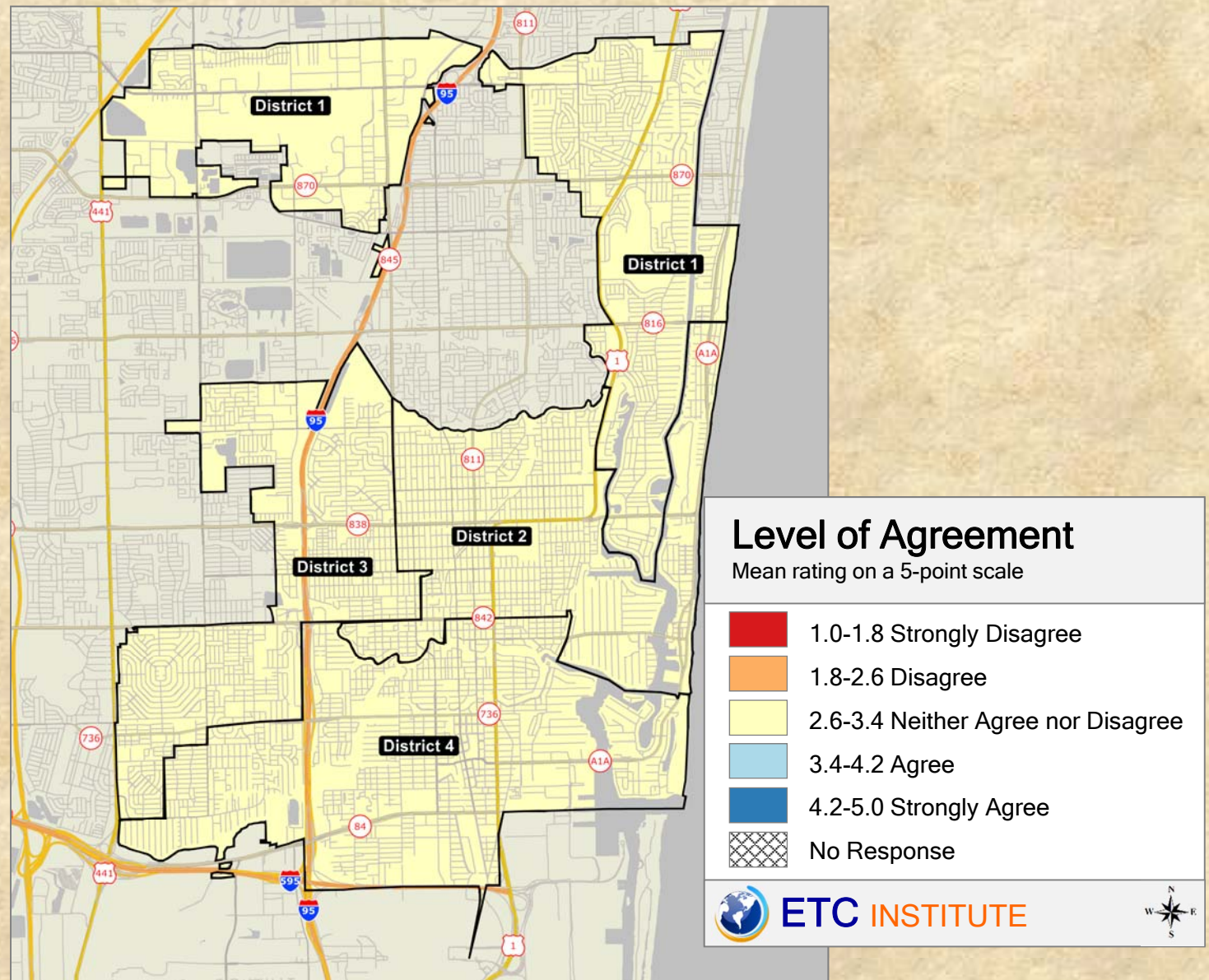


### 2017 City of Fort Lauderdale Special Survey

Shading reflects the mean rating for all respondents by Commission District



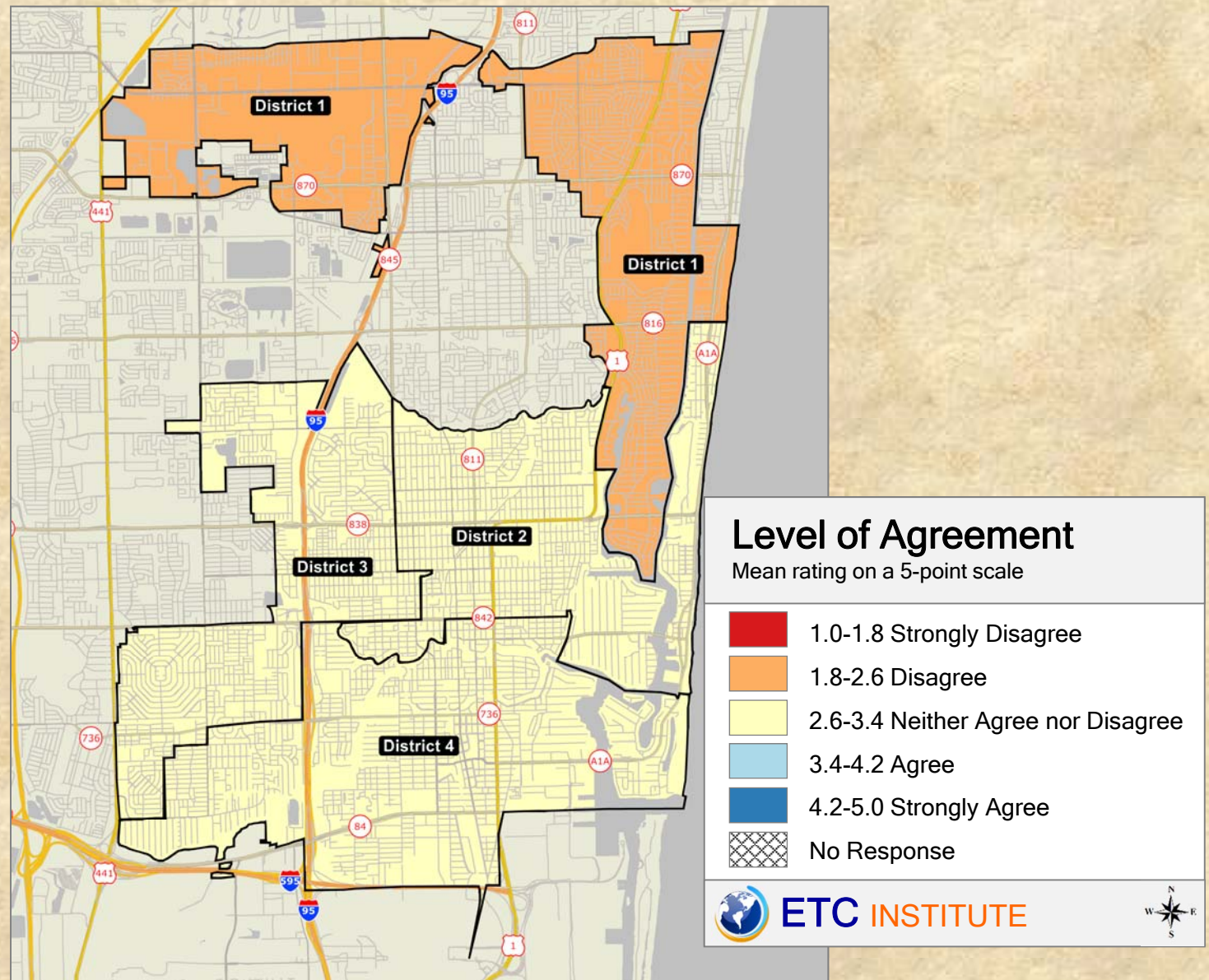
## Q25-02(a) Agreement that public schools have high quality teachers (elementary school)



### 2017 City of Fort Lauderdale Special Survey

Shading reflects the mean rating for all respondents by Commission District

## Q25-02(b) Agreement that public schools have high quality teachers (middle school)

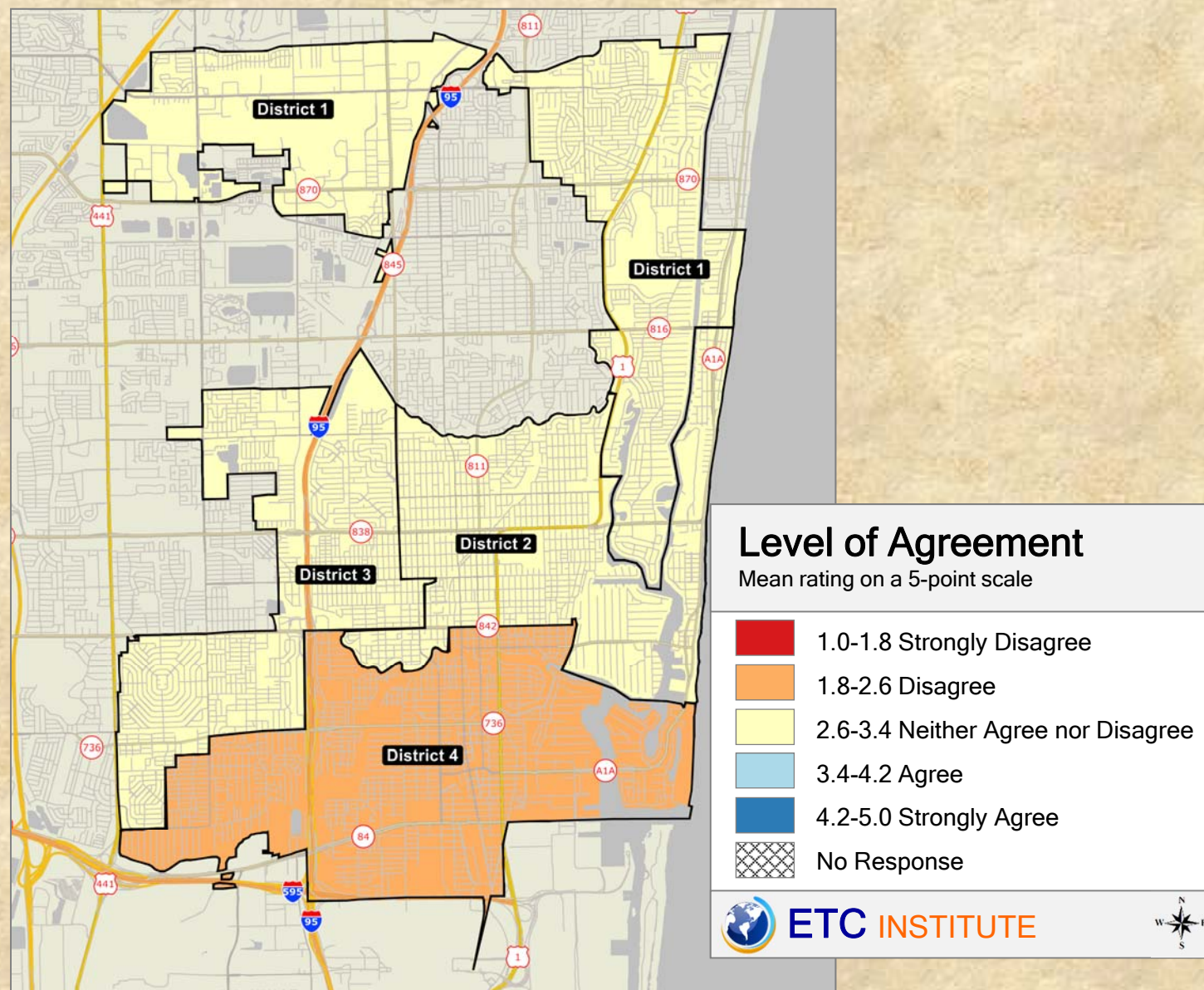


### 2017 City of Fort Lauderdale Special Survey

Shading reflects the mean rating for all respondents by Commission District



**Q25-02(c) Agreement that public schools have high quality teachers  
(high school)**

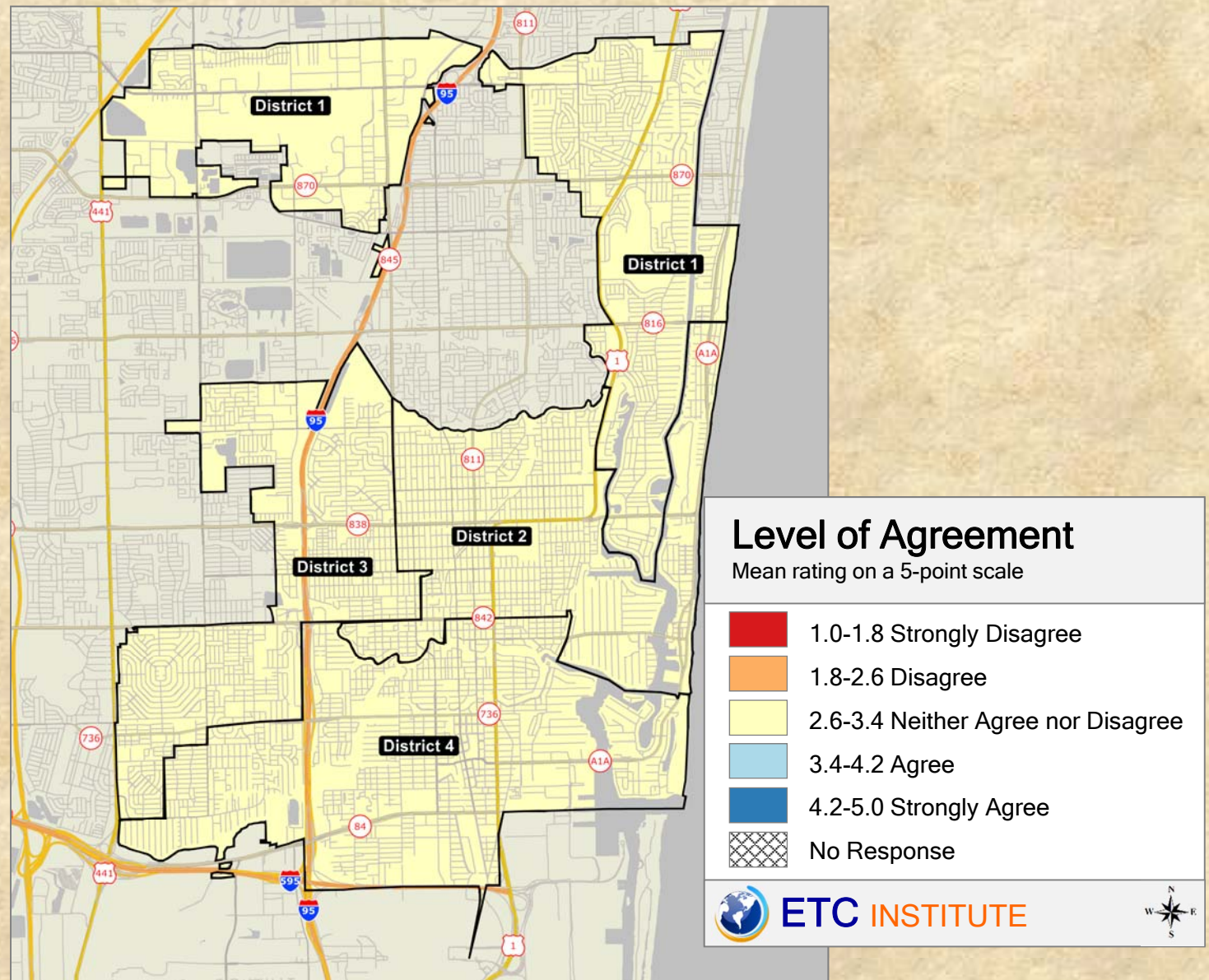


## 2017 City of Fort Lauderdale Special Survey

Shading reflects the mean rating for all respondents by Commission District



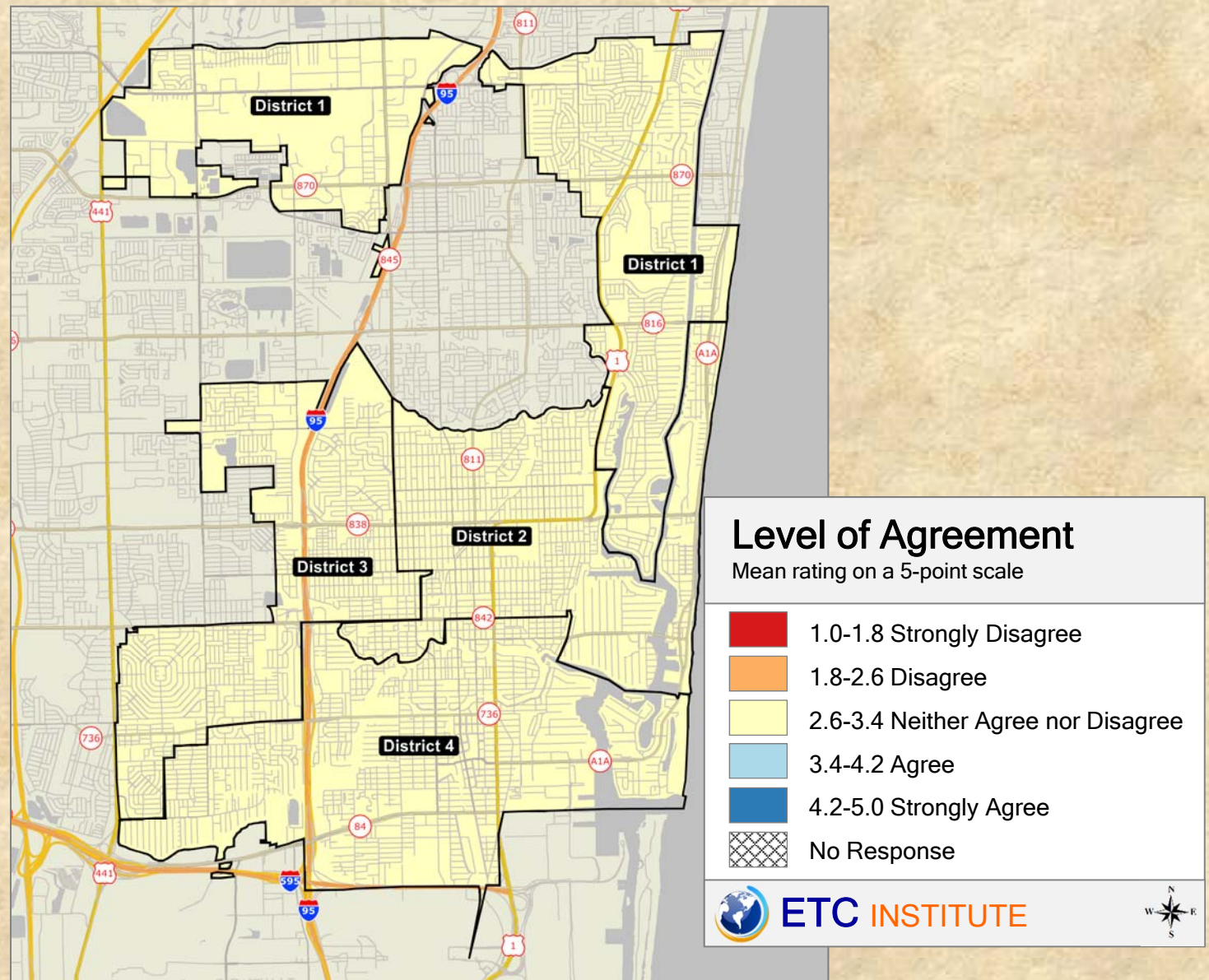
## Q25-03(a) Agreement that public schools offer high quality academic curriculum choices (elementary school)



### 2017 City of Fort Lauderdale Special Survey

Shading reflects the mean rating for all respondents by Commission District

## Q25-03(b) Agreement that public schools offer high quality academic curriculum choices (middle school)

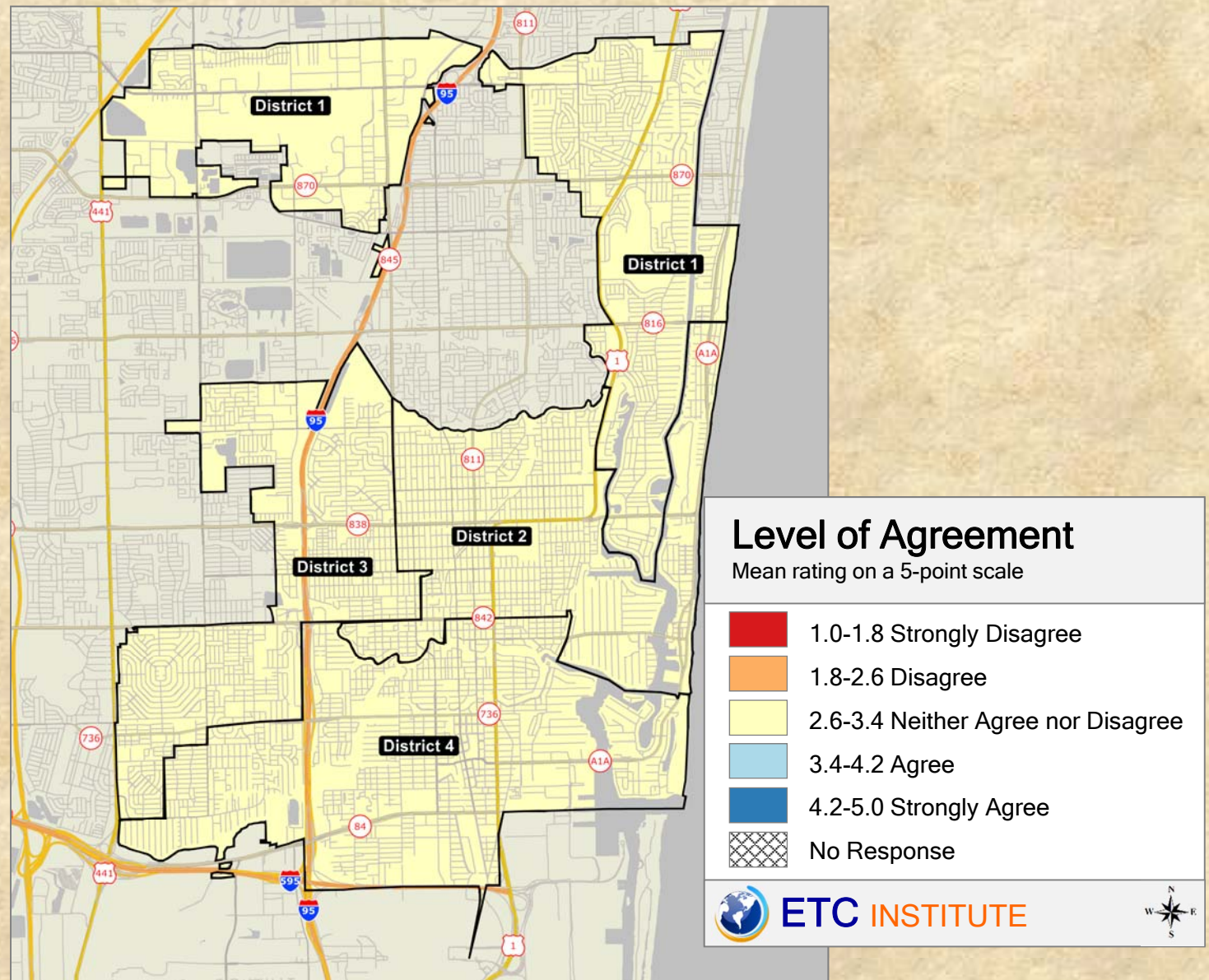


### 2017 City of Fort Lauderdale Special Survey

Shading reflects the mean rating for all respondents by Commission District

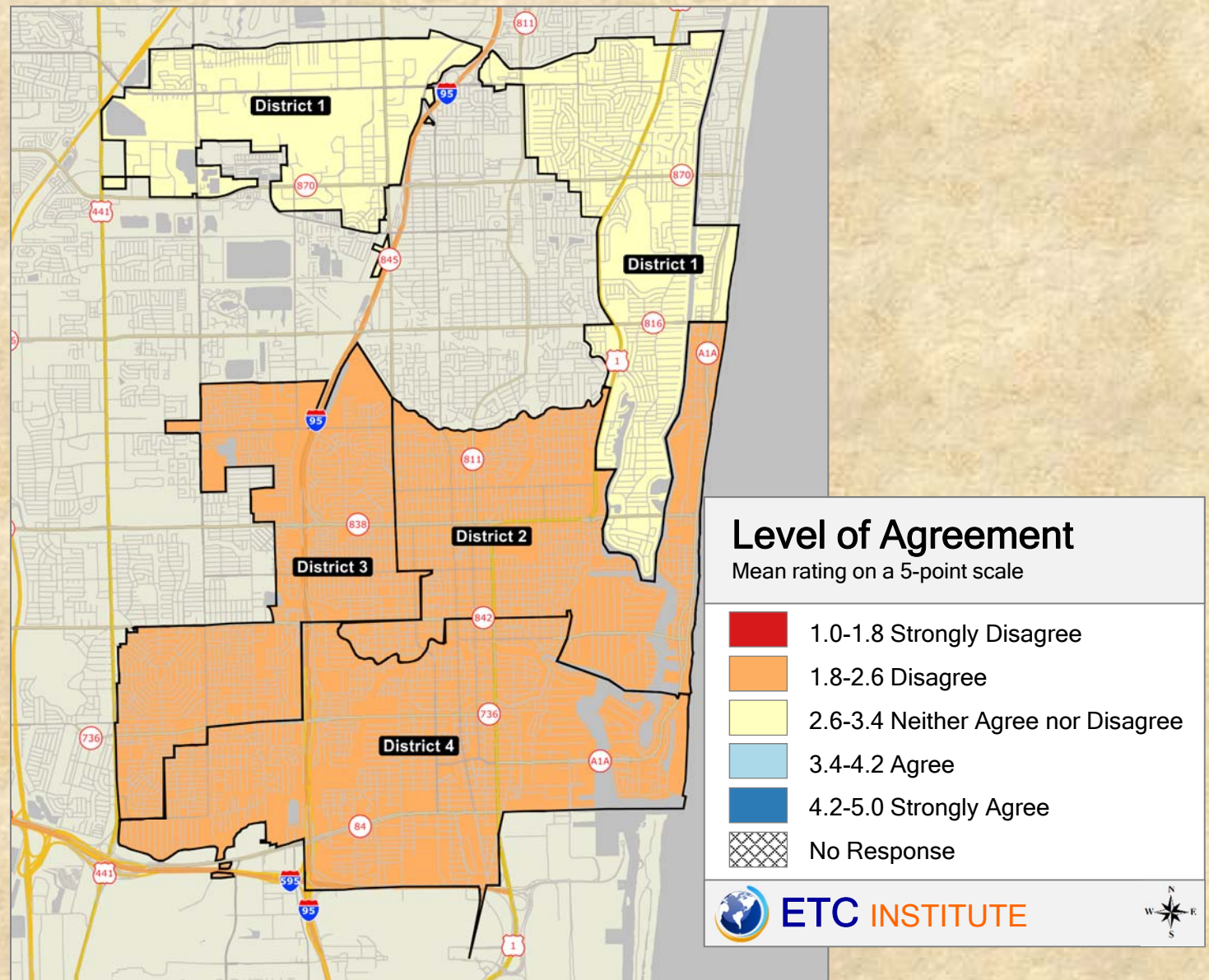


## Q25-03(c) Agreement that public schools offer high quality academic curriculum choices (high school)





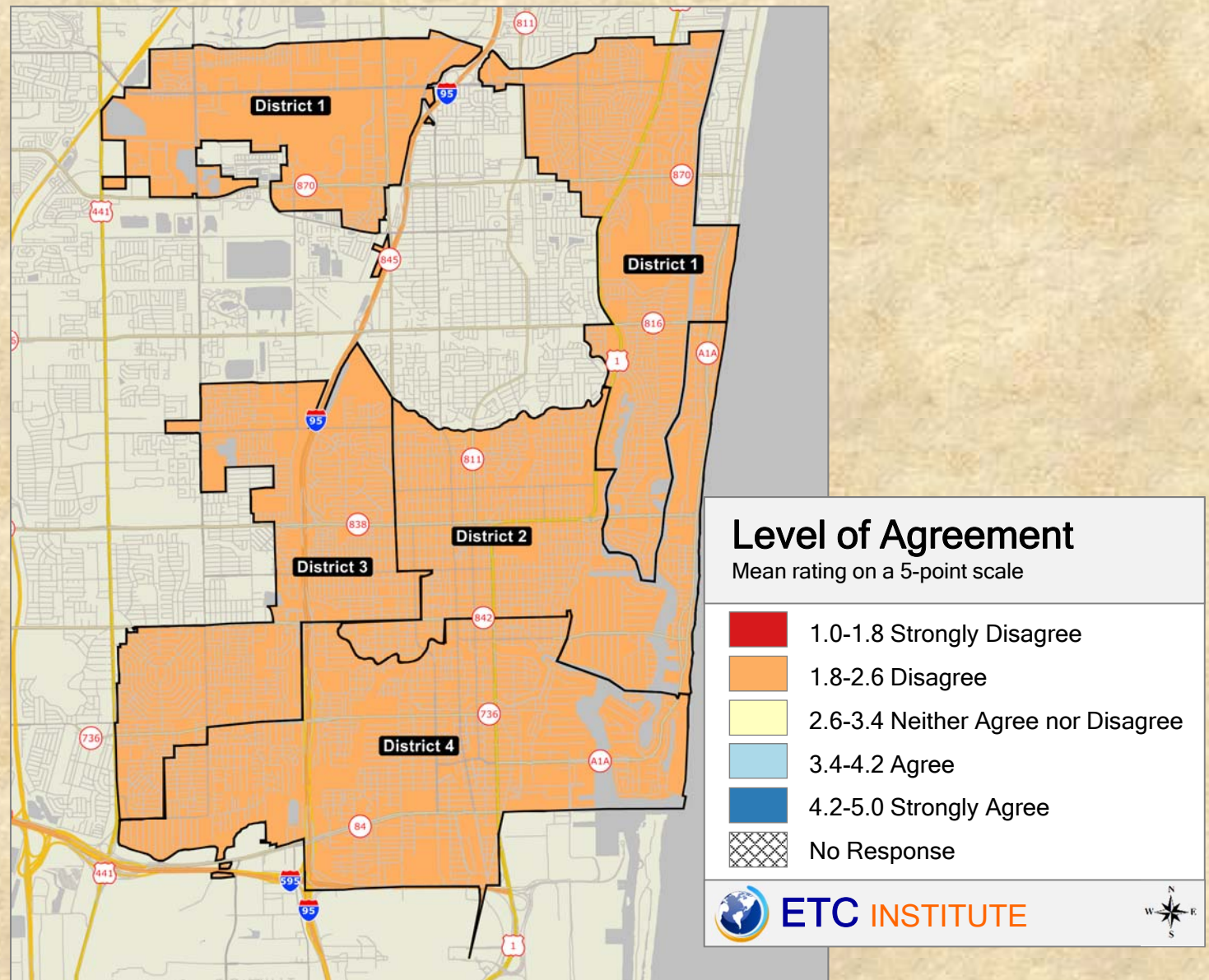
## Q25-04(a) Agreement that children are safe from bullying at public schools (elementary school)



### 2017 City of Fort Lauderdale Special Survey

Shading reflects the mean rating for all respondents by Commission District

## Q25-04(b) Agreement that children are safe from bullying at public schools (middle school)

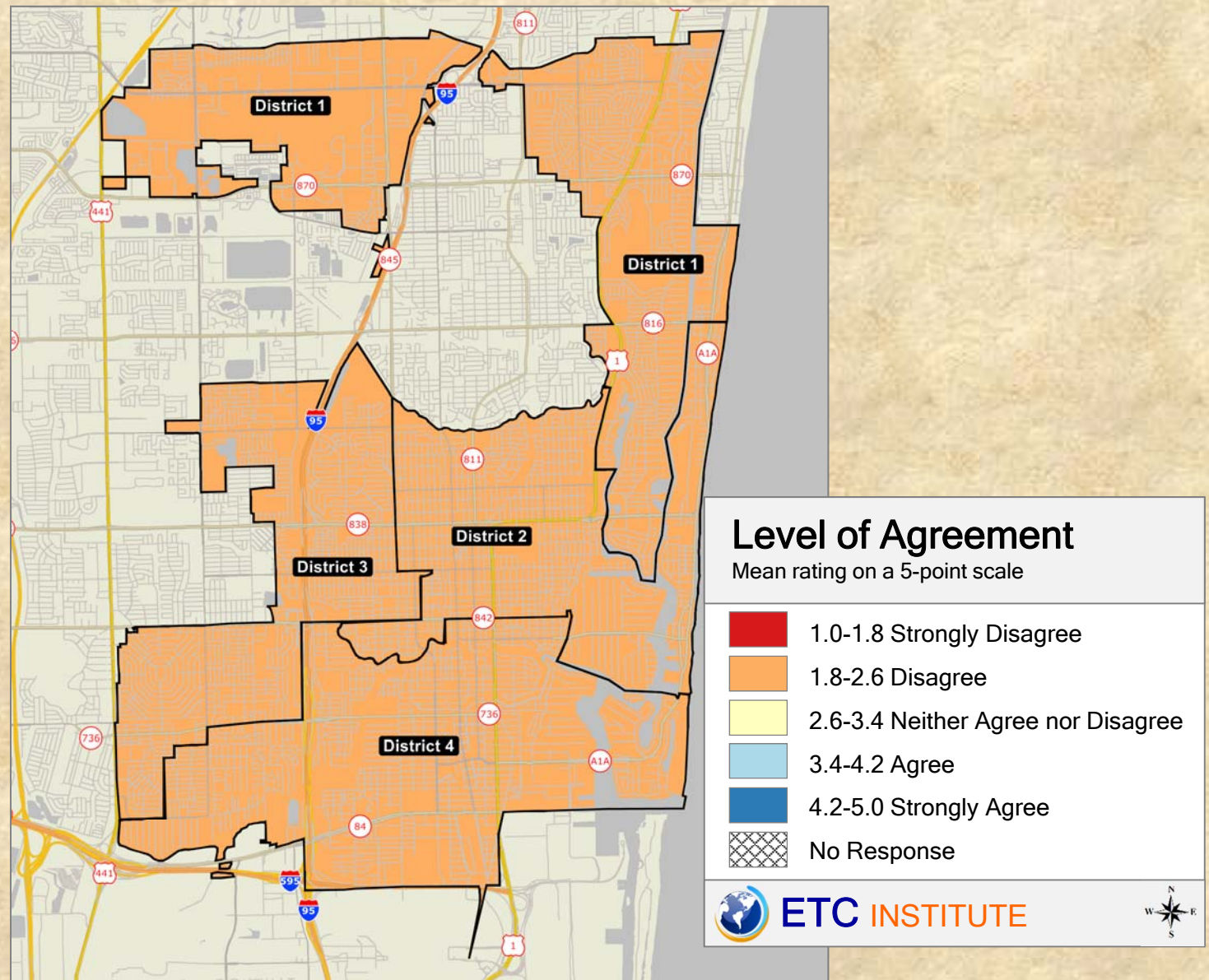


### 2017 City of Fort Lauderdale Special Survey

Shading reflects the mean rating for all respondents by Commission District



## Q25-04(c) Agreement that children are safe from bullying at public schools (high school)

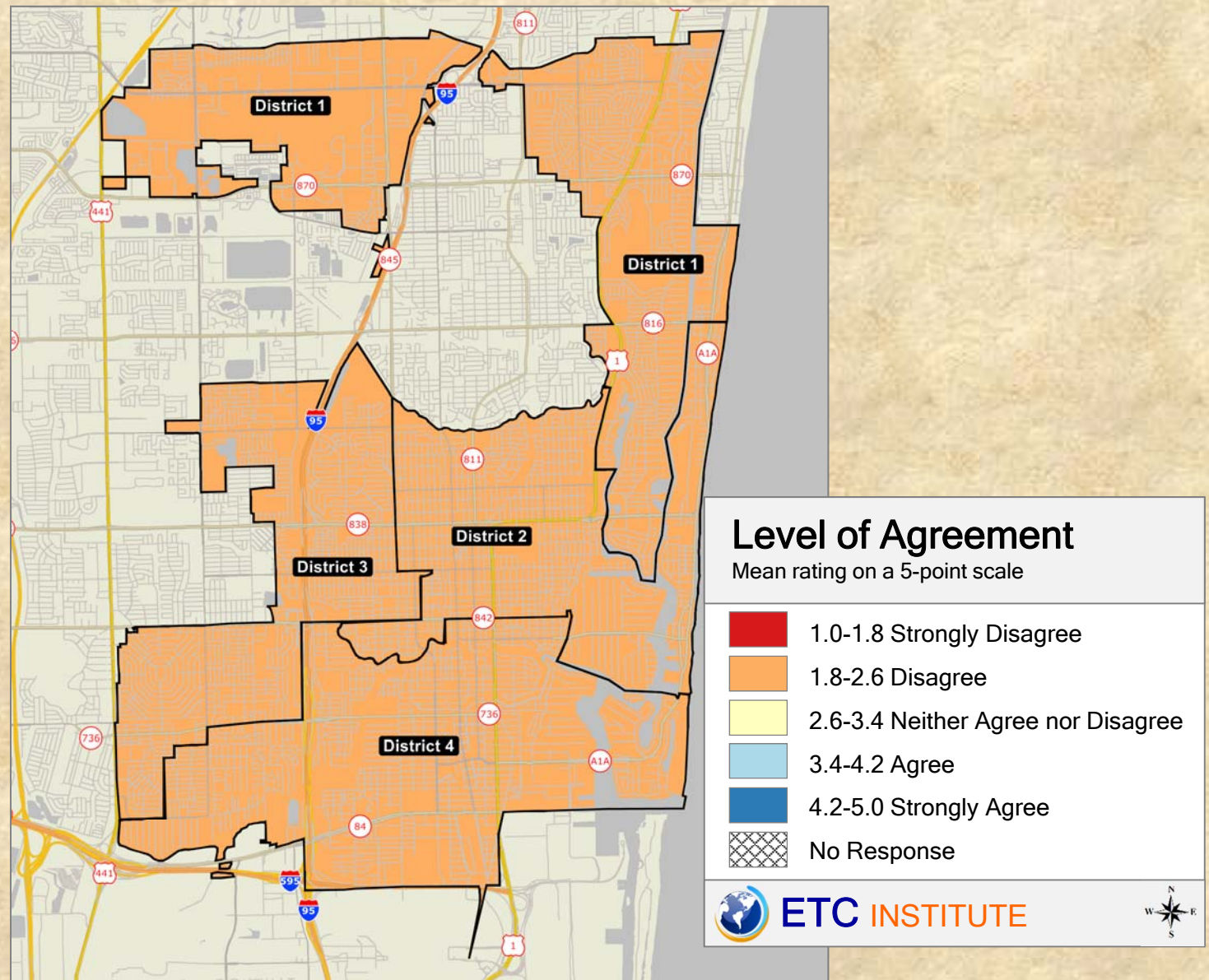


### 2017 City of Fort Lauderdale Special Survey

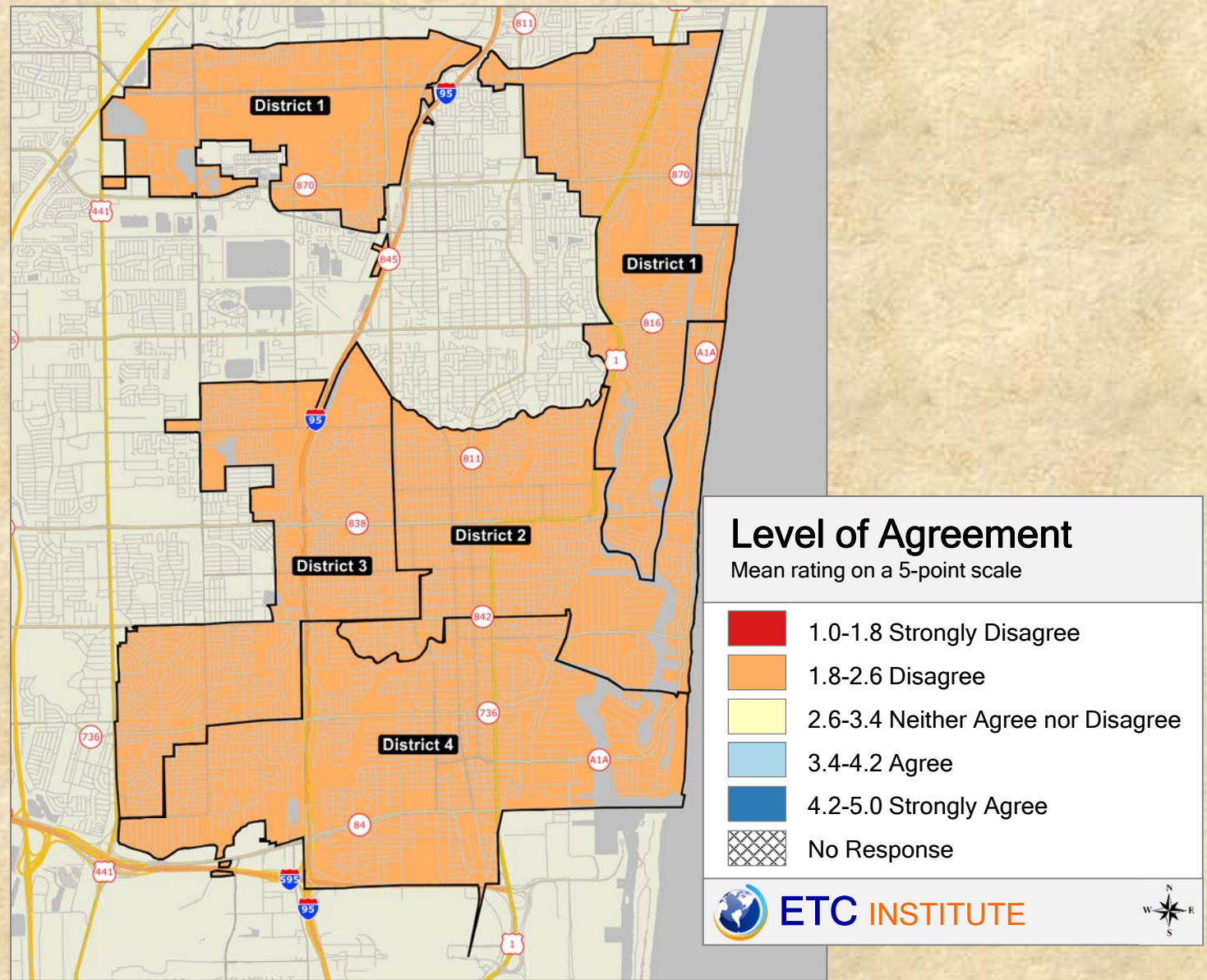
Shading reflects the mean rating for all respondents by Commission District



## Q25-05(a) Agreement that crime is not a problem at public schools (elementary school)



## Q25-05(b) Agreement that crime is not a problem at public schools (middle school)

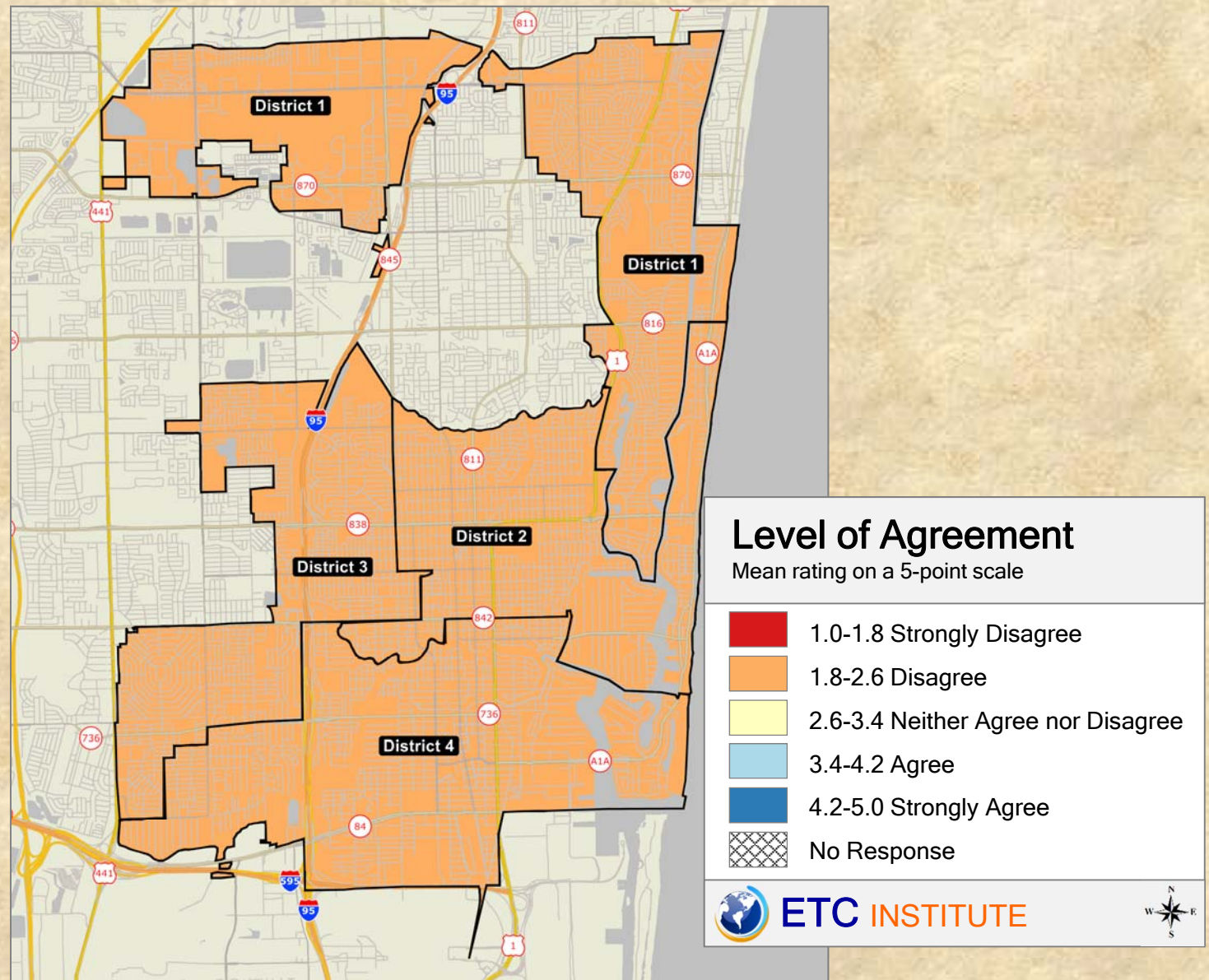


### 2017 City of Fort Lauderdale Special Survey

Shading reflects the mean rating for all respondents by Commission District



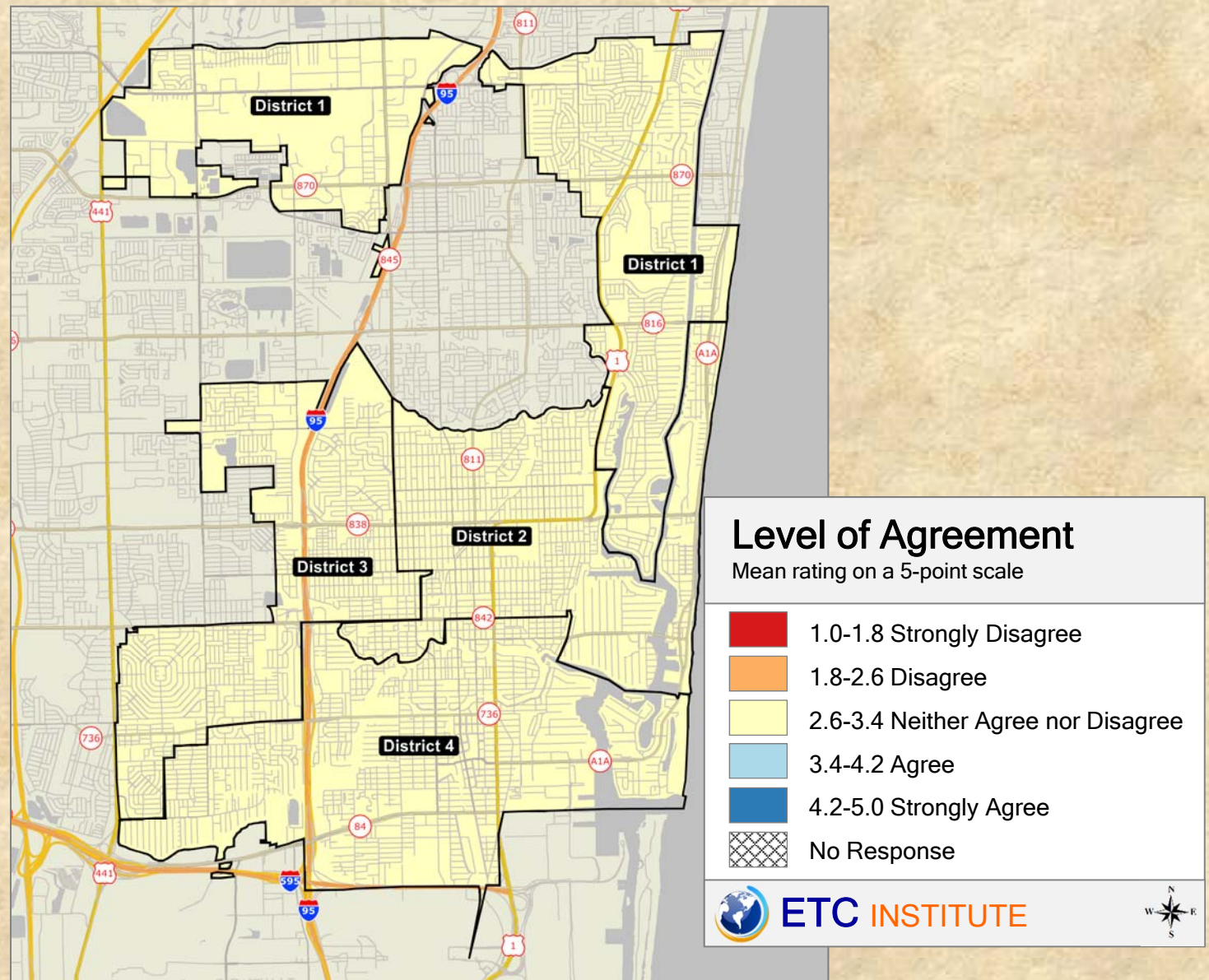
## Q25-05(c) Agreement that crime is not a problem at public schools (high school)



### 2017 City of Fort Lauderdale Special Survey

Shading reflects the mean rating for all respondents by Commission District

## Q25-06(a) Agreement that public schools are equipped to support children with physical and learning disabilities (elementary school)

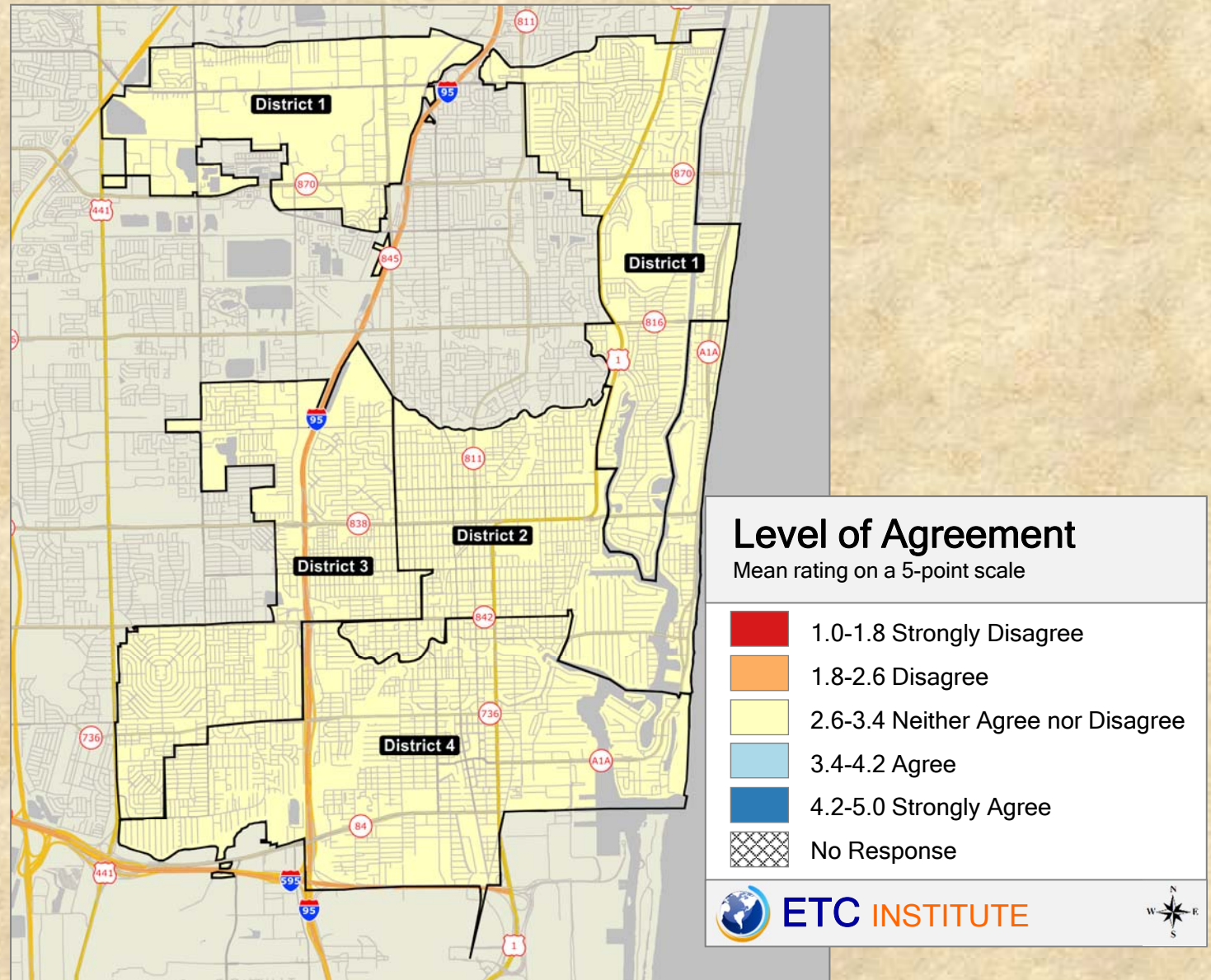


### 2017 City of Fort Lauderdale Special Survey

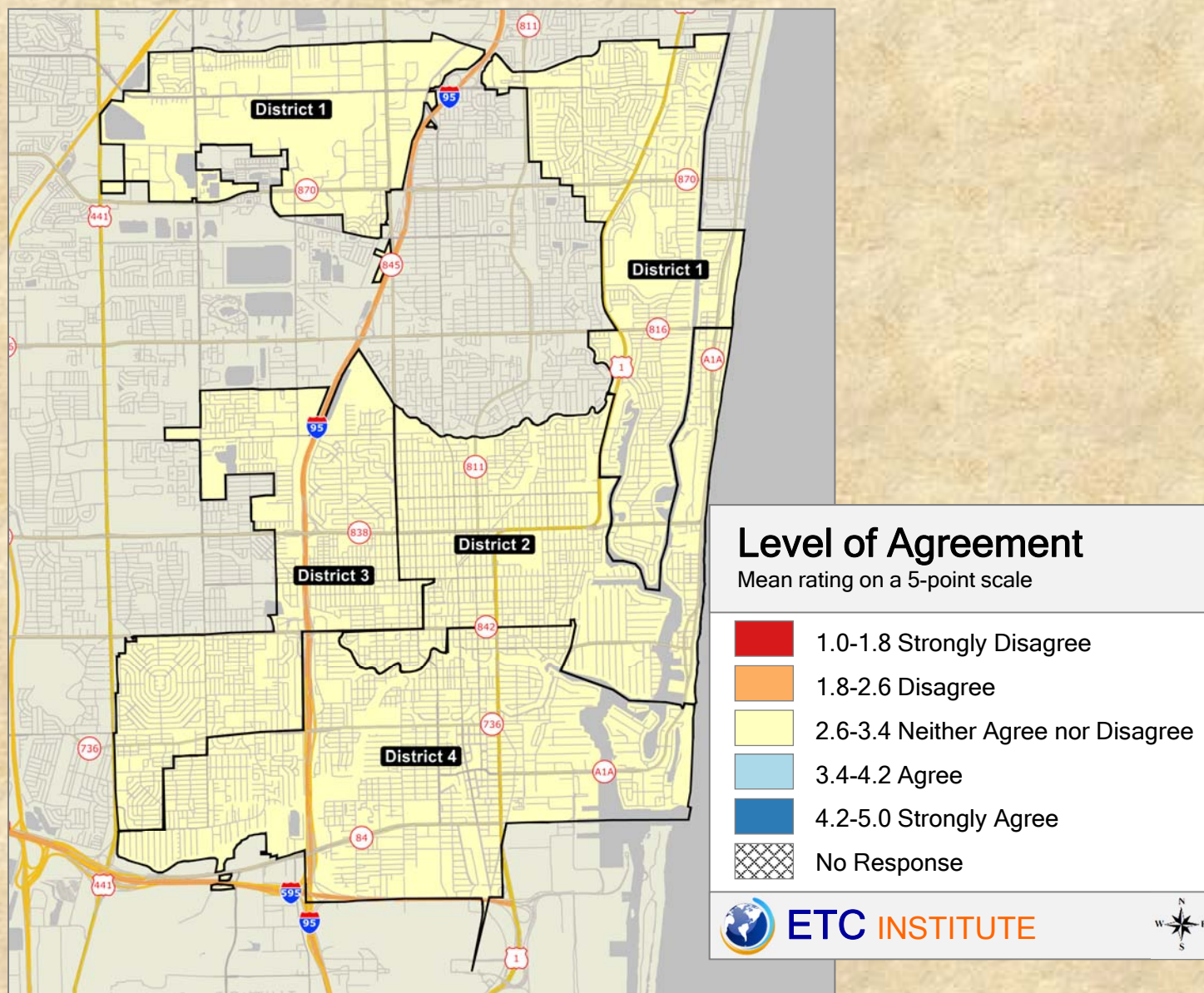
Shading reflects the mean rating for all respondents by Commission District



## Q25-06(b) Agreement that public schools are equipped to support children with physical and learning disabilities (middle school)



## Q25-06(c) Agreement that public schools are equipped to support children with physical and learning disabilities (high school)

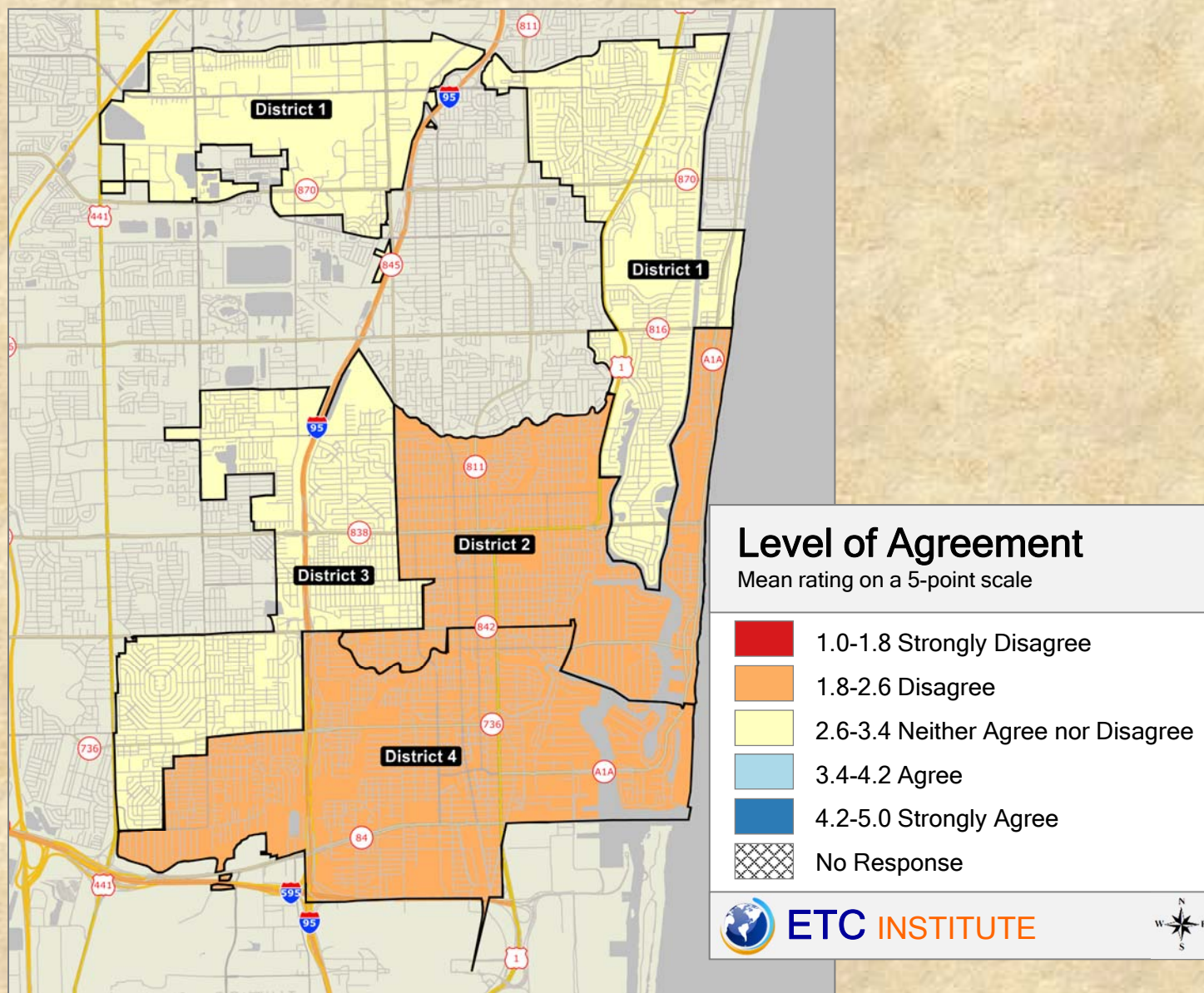


### 2017 City of Fort Lauderdale Special Survey

Shading reflects the mean rating for all respondents by Commission District



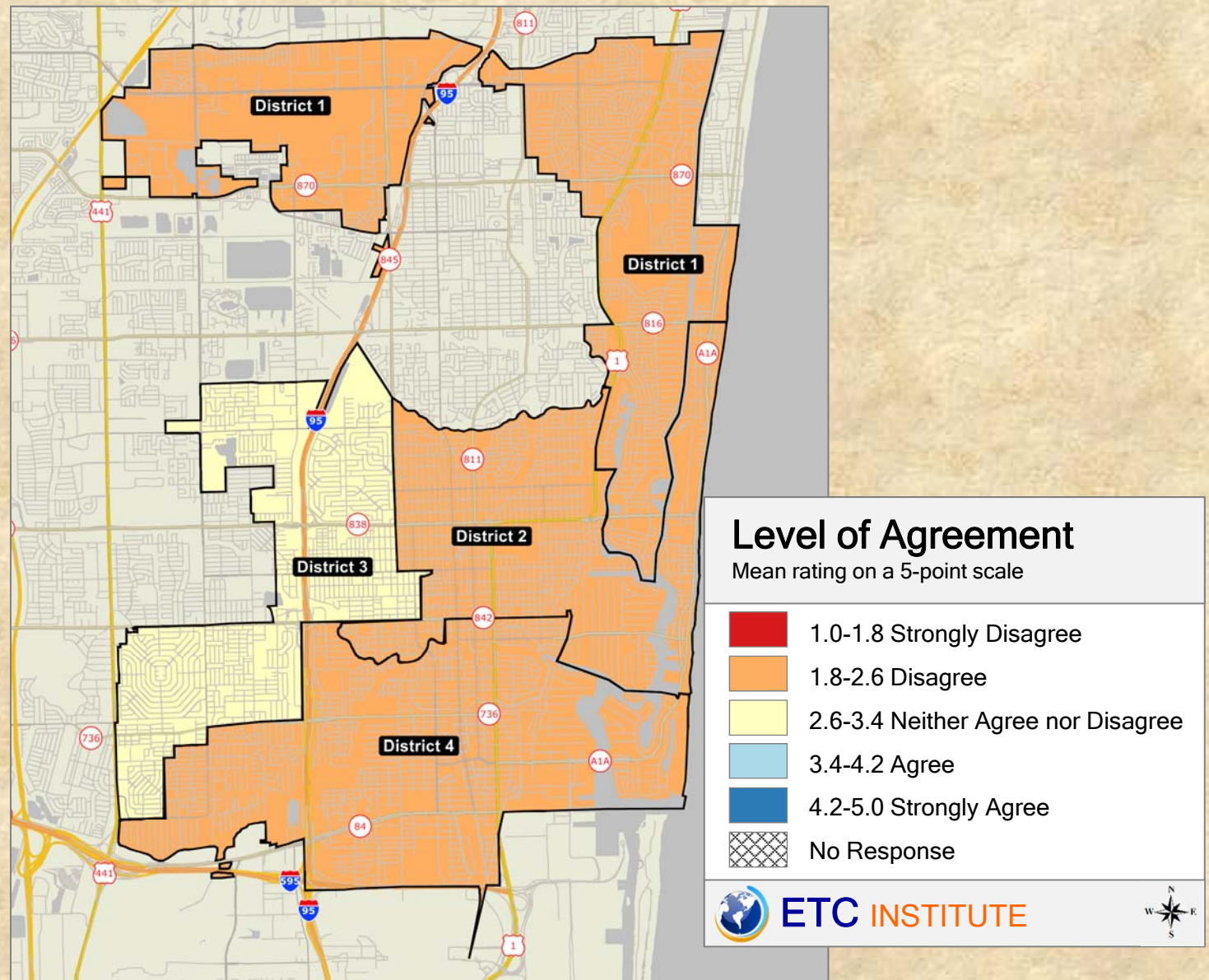
## Q25-07(a) Agreement that the teacher to student ratio is good at public schools (elementary school)



### 2017 City of Fort Lauderdale Special Survey

Shading reflects the mean rating for all respondents by Commission District

## Q25-07(b) Agreement that the teacher to student ratio is good at public schools (middle school)

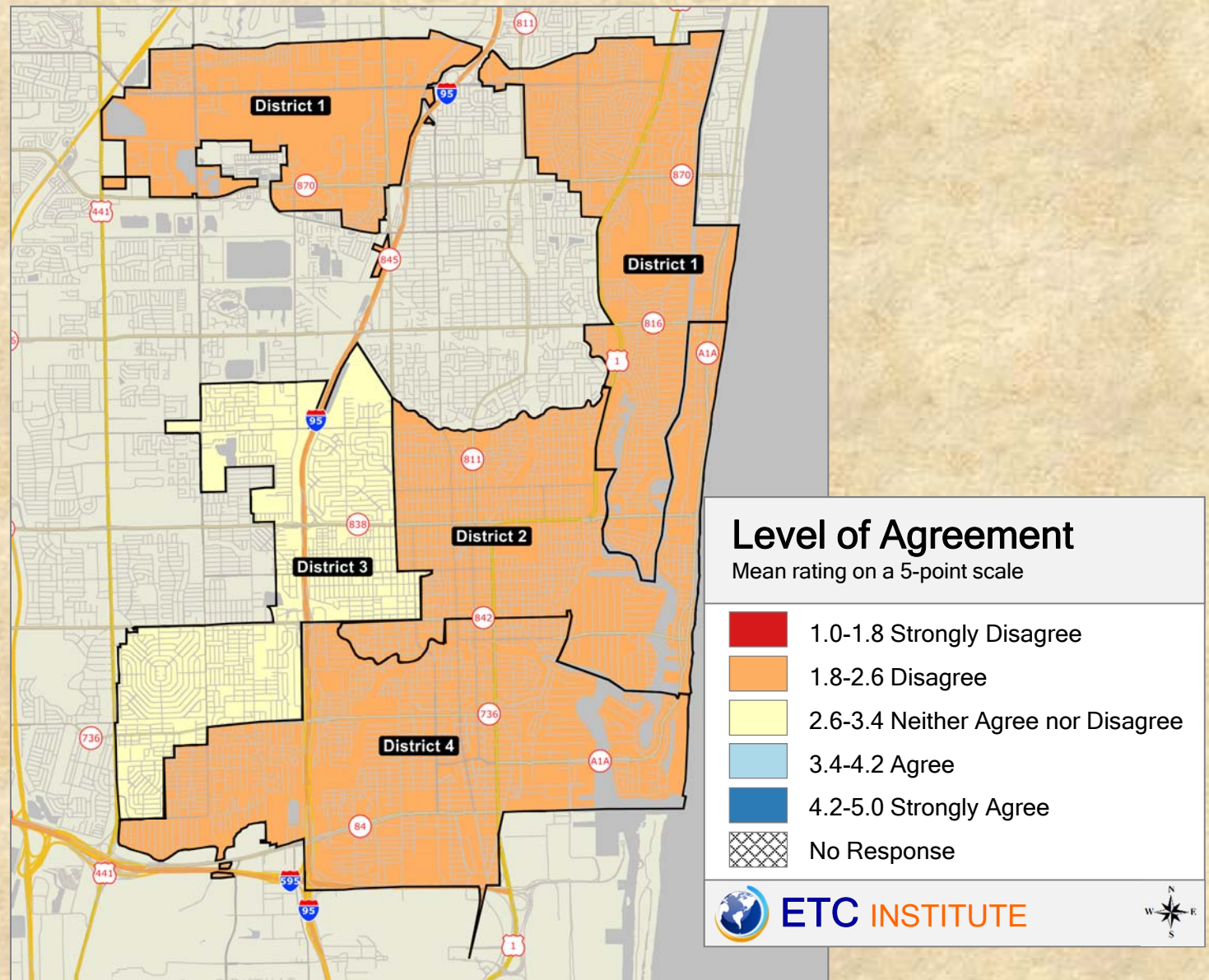


### 2017 City of Fort Lauderdale Special Survey

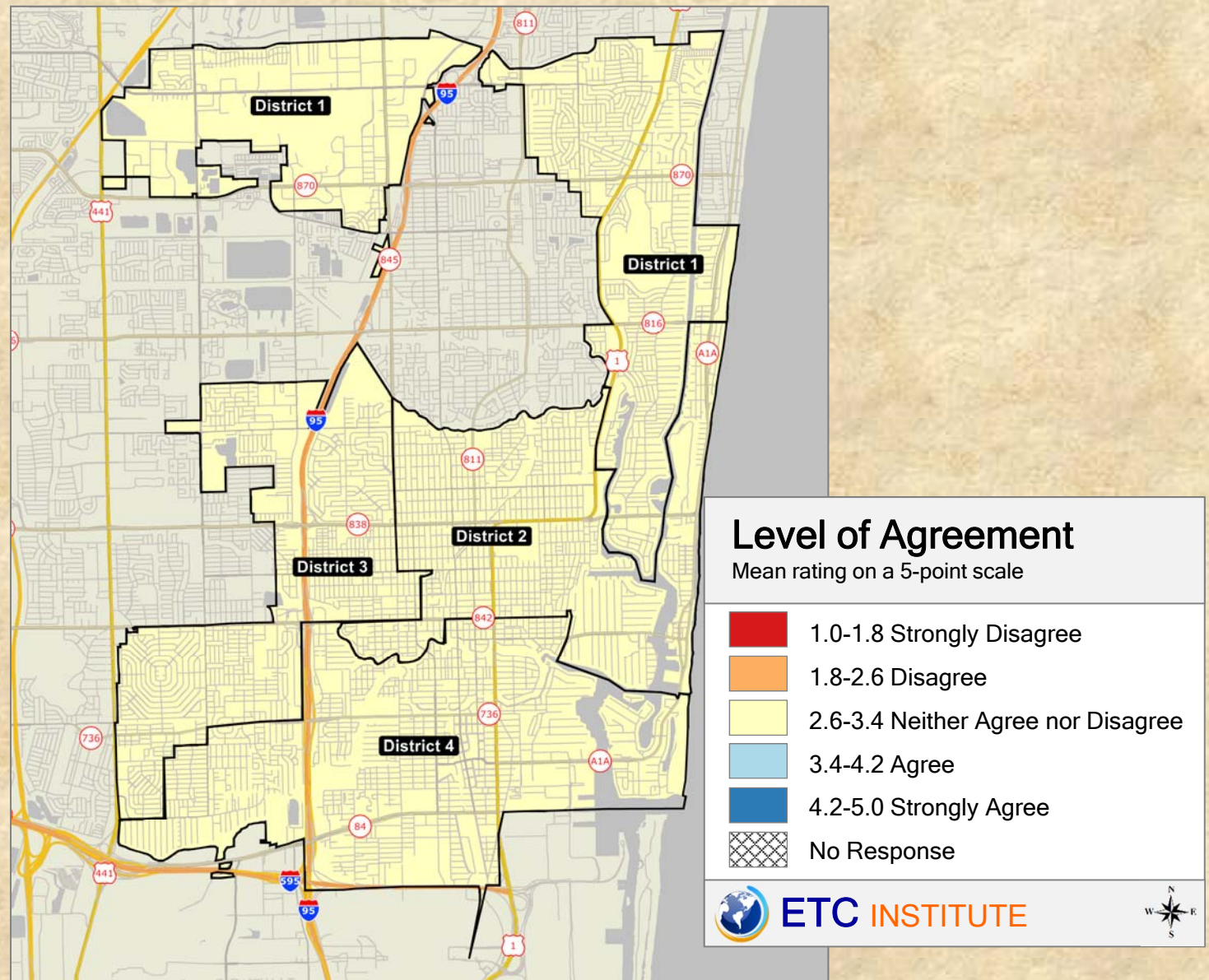
Shading reflects the mean rating for all respondents by Commission District



## Q25-07(c) Agreement that the teacher to student ratio is good at public schools (high school)



## Q25-08(a) Agreement that public schools have good sports programs (elementary school)

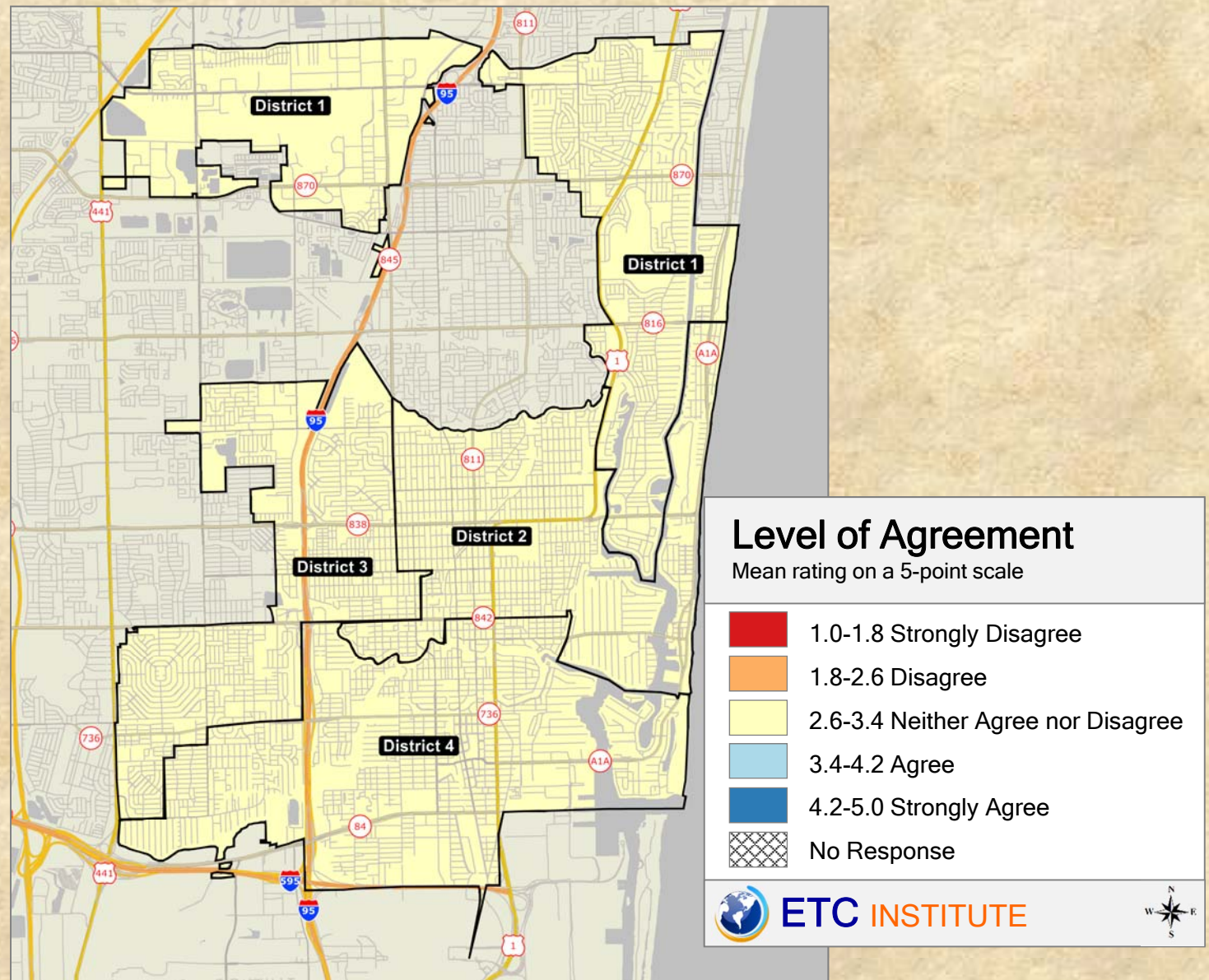


### 2017 City of Fort Lauderdale Special Survey

Shading reflects the mean rating for all respondents by Commission District



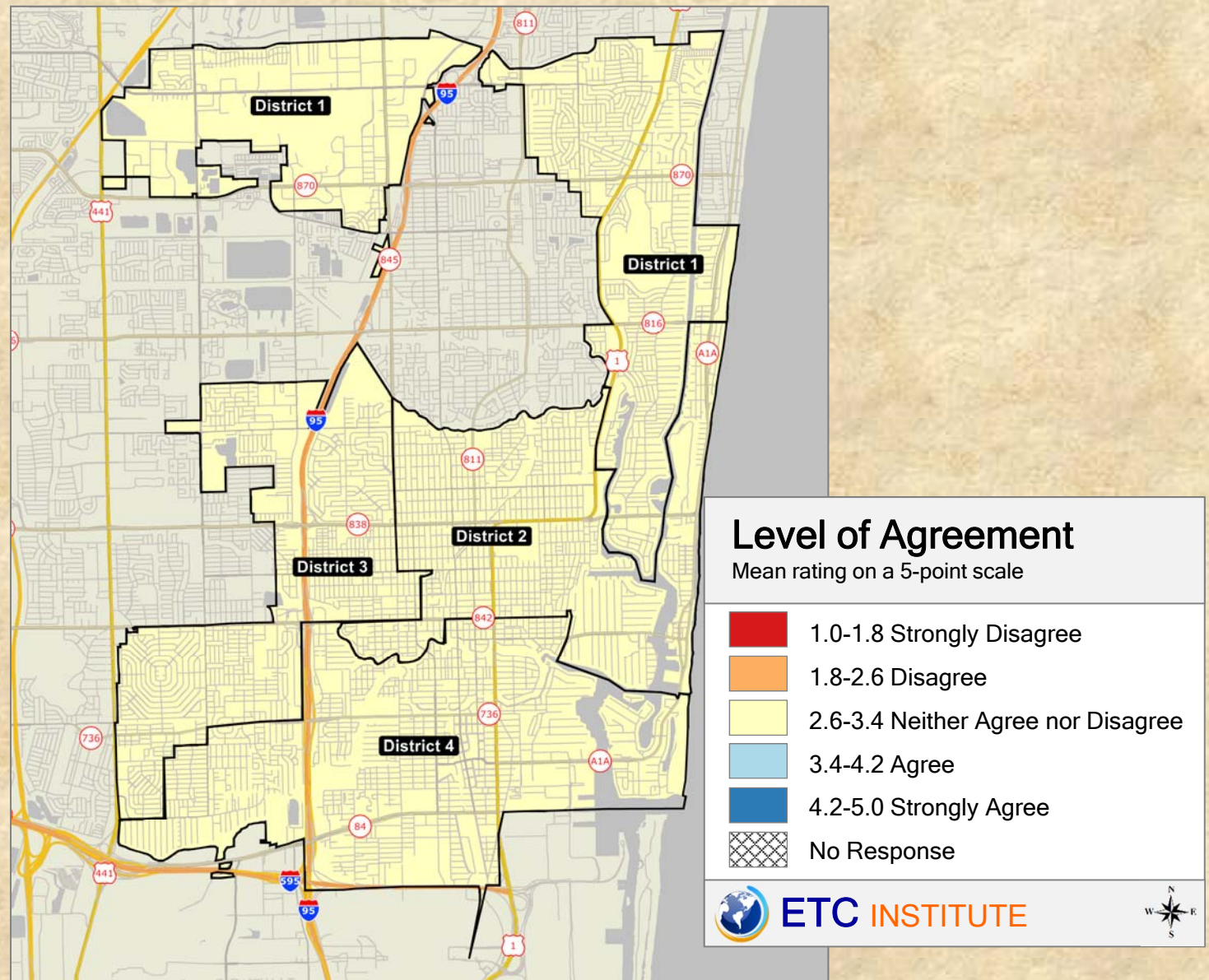
## Q25-08(b) Agreement that public schools have good sports programs (middle school)



### 2017 City of Fort Lauderdale Special Survey

Shading reflects the mean rating for all respondents by Commission District

## Q25-08(c) Agreement that public schools have good sports programs (high school)

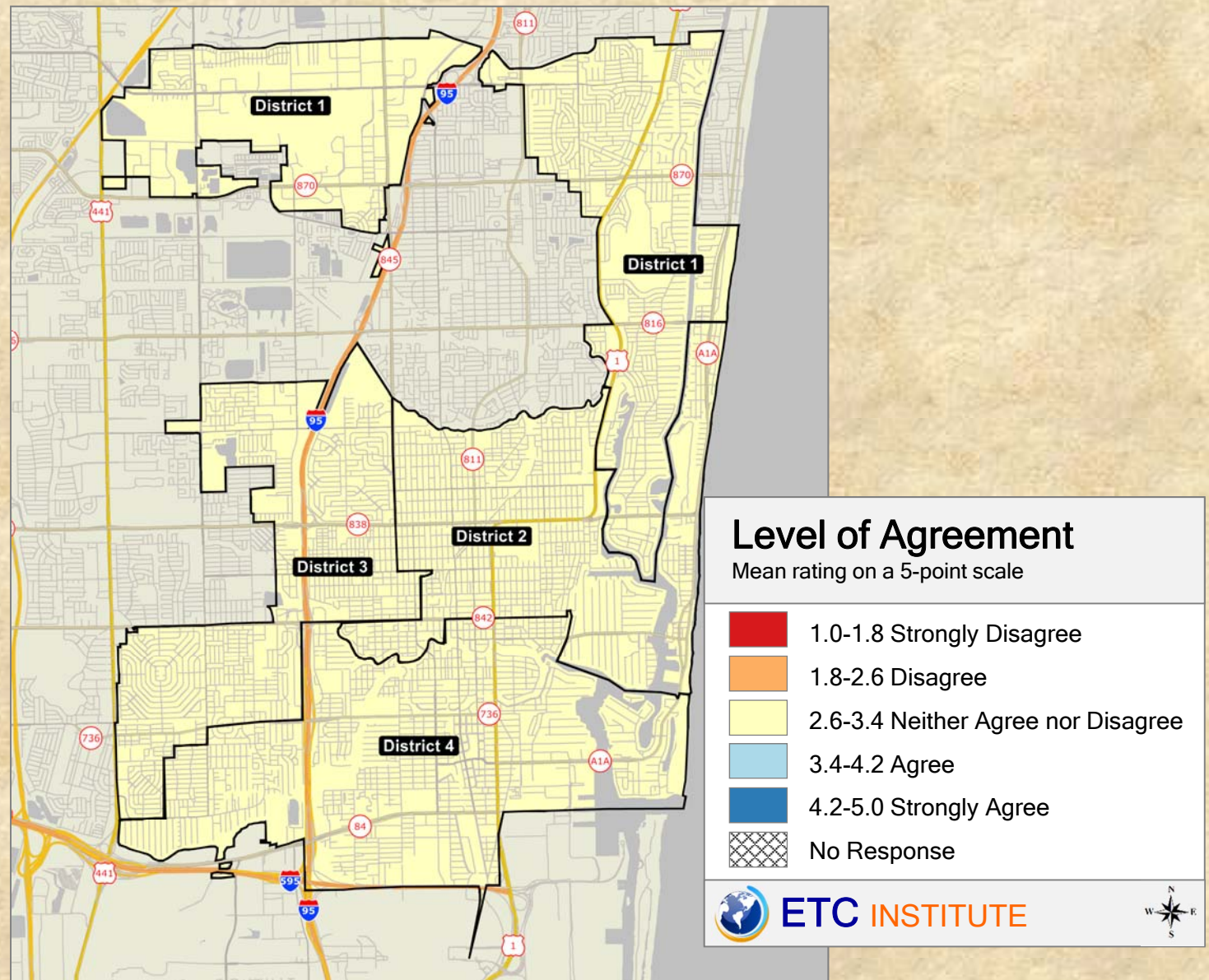


### 2017 City of Fort Lauderdale Special Survey

Shading reflects the mean rating for all respondents by Commission District



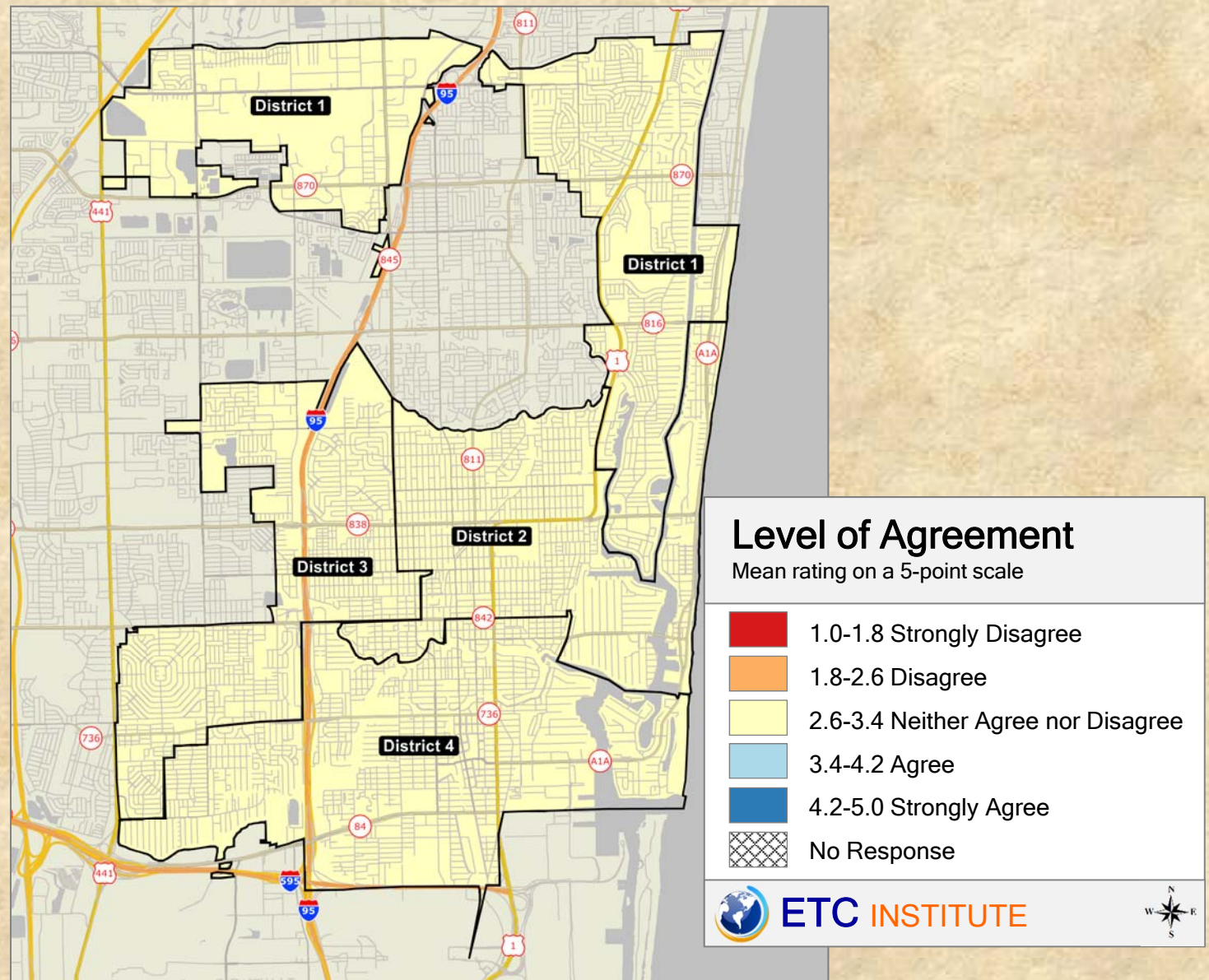
## Q25-09(a) Agreement that public schools have good extracurricular programs (elementary school)



### 2017 City of Fort Lauderdale Special Survey

Shading reflects the mean rating for all respondents by Commission District

## Q25-09(b) Agreement that public schools have good extracurricular programs (middle school)

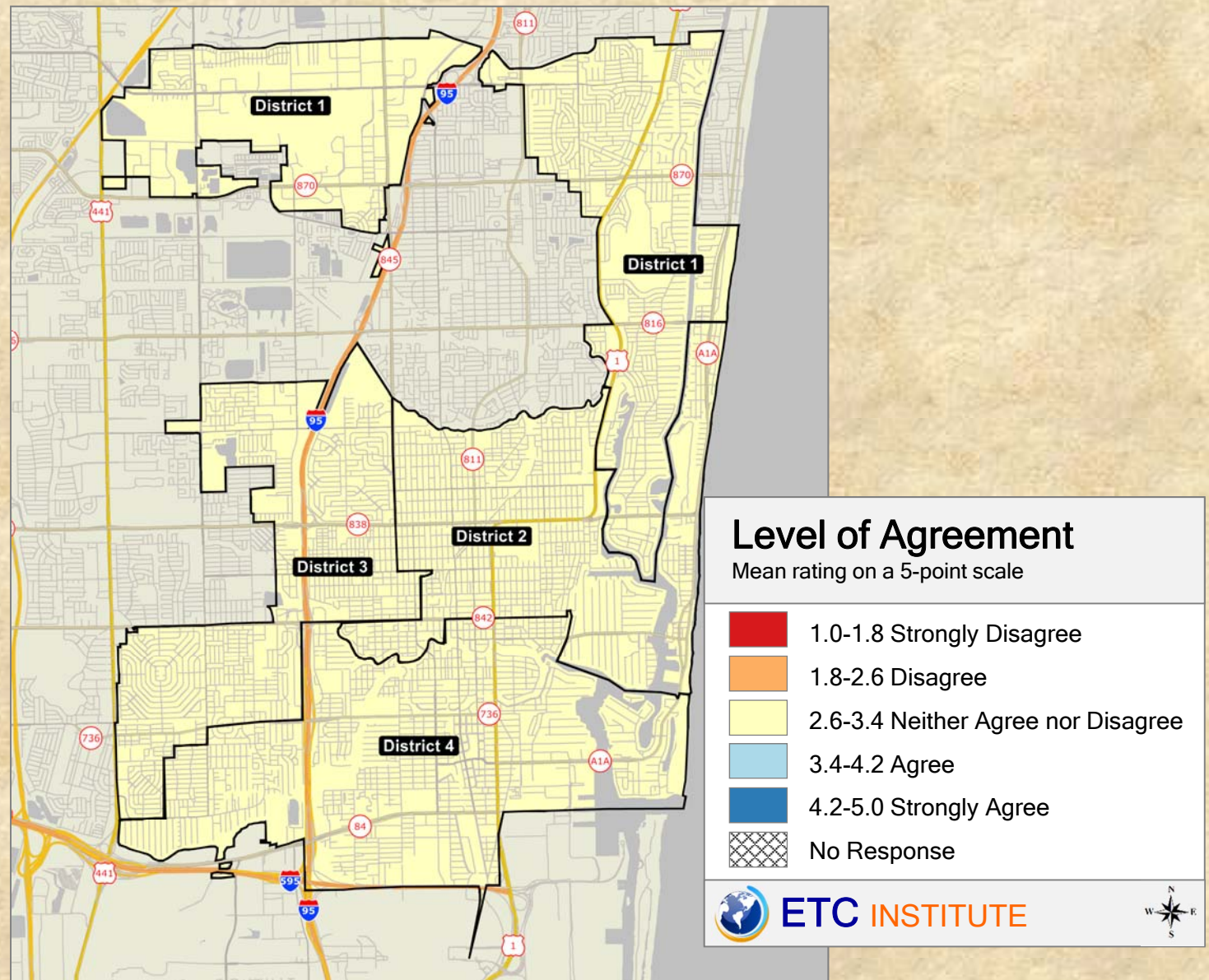


### 2017 City of Fort Lauderdale Special Survey

Shading reflects the mean rating for all respondents by Commission District



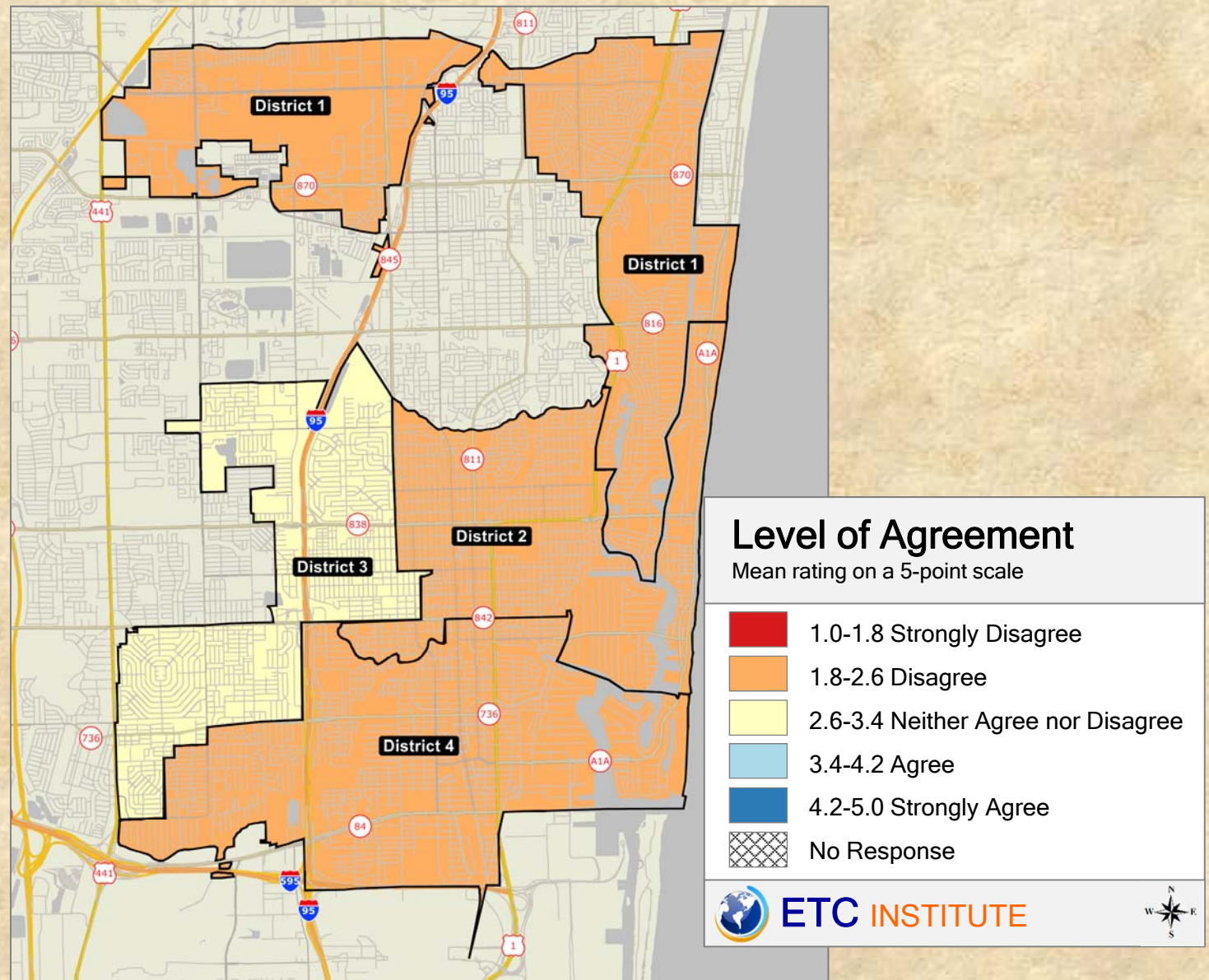
## Q25-09(c) Agreement that public schools have good extracurricular programs (high school)



### 2017 City of Fort Lauderdale Special Survey

Shading reflects the mean rating for all respondents by Commission District

## Q25-10 Agreement that children who attend public high schools are prepared for their next phase of life





## Section 3:

# Tabular Data

---

**Q1. Contributors to Traffic Congestion. Please indicate how much you think each of the following contributes to traffic congestion in Fort Lauderdale.**

(N=750)

	Very much	Much	Some	Very little	None	Don't know
Q1-1. Poorly maintained streets	13.5%	11.7%	33.5%	28.8%	5.7%	6.8%
Q1-2. Poorly timed traffic signals	36.3%	21.5%	22.1%	11.9%	2.9%	5.3%
Q1-3. Lack of turning lanes	14.4%	15.9%	33.1%	23.7%	6.3%	6.7%
Q1-4. Lack of alternative forms of transportation (biking lanes, public transit, pedestrian facilities)	21.3%	12.5%	22.5%	24.7%	10.8%	8.1%
Q1-5. Conventions & special events	12.8%	11.5%	28.8%	26.9%	7.7%	12.3%
Q1-6. New development	28.9%	18.9%	24.9%	14.1%	4.4%	8.7%
Q1-7. Street construction/ maintenance	27.3%	23.6%	28.9%	12.4%	2.4%	5.3%
Q1-8. Vehicles blocking traffic (delivery trucks, tow trucks, emergency vehicles, crashes, buses, ridesharing/taxis)	16.8%	18.7%	32.9%	21.6%	4.0%	6.0%
Q1-9. Drawbridges & trains	21.7%	17.6%	35.1%	14.1%	4.4%	7.1%
Q1-10. Distracted drivers	37.9%	26.1%	20.9%	8.7%	1.1%	5.3%
Q1-11. Panhandlers	24.7%	15.2%	25.1%	20.1%	7.5%	7.5%



**WITHOUT "DON'T KNOW"****Q1. Contributors to Traffic Congestion. Please indicate how much you think each of the following contributes to traffic congestion in Fort Lauderdale. (without "don't know")**

(N=750)

	Very much	Much	Some	Very little	None
Q1-1. Poorly maintained streets	14.4%	12.6%	35.9%	30.9%	6.2%
Q1-2. Poorly timed traffic signals	38.3%	22.7%	23.4%	12.5%	3.1%
Q1-3. Lack of turning lanes	15.4%	17.0%	35.4%	25.4%	6.7%
Q1-4. Lack of alternative forms of transportation (biking lanes, public transit, pedestrian facilities)	23.2%	13.6%	24.5%	26.9%	11.8%
Q1-5. Conventions & special events	14.6%	13.1%	32.8%	30.7%	8.8%
Q1-6. New development	31.7%	20.7%	27.3%	15.5%	4.8%
Q1-7. Street construction/maintenance	28.9%	24.9%	30.6%	13.1%	2.5%
Q1-8. Vehicles blocking traffic (delivery trucks, tow trucks, emergency vehicles, crashes, buses, ridesharing/taxis)	17.9%	19.9%	35.0%	23.0%	4.3%
Q1-9. Drawbridges & trains	23.4%	18.9%	37.7%	15.2%	4.7%
Q1-10. Distracted drivers	40.0%	27.6%	22.1%	9.2%	1.1%
Q1-11. Panhandlers	26.7%	16.4%	27.1%	21.8%	8.1%

**Q2. Which TWO of the contributors listed in Question 1 do you think are the biggest contributors to congestion in Fort Lauderdale?**

Q2. Top choice	Number	Percent
Poorly maintained streets	41	5.5 %
Poorly timed traffic signals	181	24.1 %
Lack of turning lanes	10	1.3 %
Lack of alternative forms of transportation (biking lanes, public transit, pedestrian facilities)	60	8.0 %
Conventions & special events	33	4.4 %
New development	123	16.4 %
Street construction/maintenance	74	9.9 %
Vehicles blocking traffic (delivery trucks, tow trucks, emergency vehicles, crashes, buses, ridesharing/taxis)	28	3.7 %
Drawbridges & trains	44	5.9 %
Distracted drivers	79	10.5 %
Panhandlers	24	3.2 %
None chosen	53	7.1 %
Total	750	100.0 %

**Q2. Which TWO of the contributors listed in Question 1 do you think are the biggest contributors to congestion in Fort Lauderdale?**

Q2. 2nd choice	Number	Percent
Poorly maintained streets	27	3.6 %
Poorly timed traffic signals	108	14.4 %
Lack of turning lanes	39	5.2 %
Lack of alternative forms of transportation (biking lanes, public transit, pedestrian facilities)	59	7.9 %
Conventions & special events	33	4.4 %
New development	57	7.6 %
Street construction/maintenance	101	13.5 %
Vehicles blocking traffic (delivery trucks, tow trucks, emergency vehicles, crashes, buses, ridesharing/taxis)	39	5.2 %
Drawbridges & trains	75	10.0 %
Distracted drivers	96	12.8 %
Panhandlers	44	5.9 %
None chosen	72	9.6 %
Total	750	100.0 %



**SUM OF TOP 2 CHOICES****Q2. Which TWO of the contributors listed in Question 1 do you think are the biggest contributors to congestion in Fort Lauderdale? (top 2)**

<u>Q2. Sum of top 2 choices</u>	<u>Number</u>	<u>Percent</u>
Poorly maintained streets	68	9.1 %
Poorly timed traffic signals	289	38.5 %
Lack of turning lanes	49	6.5 %
Lack of alternative forms of transportation (biking lanes, public transit, pedestrian facilities)	119	15.9 %
Conventions & special events	66	8.8 %
New development	180	24.0 %
Street construction/maintenance	175	23.3 %
Vehicles blocking traffic (delivery trucks, tow trucks, emergency vehicles, crashes, buses, ridesharing/taxis)	67	8.9 %
Drawbridges & trains	119	15.9 %
Distracted drivers	175	23.3 %
Panhandlers	68	9.1 %
None chosen	53	7.1 %
Total	1428	

**Q3. Which of the following best describes your current, primary place of employment?**

<u>Q3. Your current, primary place of employment</u>	<u>Number</u>	<u>Percent</u>
Employed outside home	462	61.6 %
Work from home	79	10.5 %
Student, retired, or not currently employed	188	25.1 %
Not provided	21	2.8 %
Total	750	100.0 %

**WITHOUT "NOT PROVIDED"**

**Q3. Which of the following best describes your current, primary place of employment? (without "not provided")**

<u>Q3. Your current, primary place of employment</u>	<u>Number</u>	<u>Percent</u>
Employed outside home	462	63.4 %
Work from home	79	10.8 %
Student, retired, or not currently employed	188	25.8 %
Total	729	100.0 %

**Q3a. If you work outside the home, where do you work?**

<u>Q3a. Where do you work?</u>	<u>Number</u>	<u>Percent</u>
In Fort Lauderdale	253	54.8 %
In Broward County (outside of Fort Lauderdale)	143	31.0 %
In Miami-Dade County	33	7.1 %
In Palm Beach County	24	5.2 %
Another location in Florida	3	0.6 %
Outside of Florida	6	1.3 %
Total	462	100.0 %



**Q3b. If you work outside the home, how do you primarily travel to work?**

Q3b. How do you primarily travel to work?	Number	Percent
Vehicle, only passenger (for majority of trip)	409	88.5 %
Vehicle, with others (for majority of trip)	26	5.6 %
Rideshare (Taxi, Uber, Lyft)	4	0.9 %
Bicycle	2	0.4 %
Walk	5	1.1 %
Bus service	6	1.3 %
Tri-rail/train	2	0.4 %
Other	3	0.6 %
Not provided	5	1.1 %
Total	462	100.0 %

**WITHOUT "NOT PROVIDED"**

**Q3b. If you work outside the home, how do you primarily travel to work? (without "not provided")**

Q3b. How do you primarily travel to work?	Number	Percent
Vehicle, only passenger (for majority of trip)	409	89.5 %
Vehicle, with others (for majority of trip)	26	5.7 %
Rideshare (Taxi, Uber, Lyft)	4	0.9 %
Bicycle	2	0.4 %
Walk	5	1.1 %
Bus service	6	1.3 %
Tri-rail/train	2	0.4 %
Other	3	0.7 %
Total	457	100.0 %

**Q3b. Other**

Q3b. Other	Number	Percent
Plane	3	100.0 %
Total	3	100.0 %

**Q3c. If you work outside the home, what is the average amount of time it currently takes you to commute home?**

Q3c. Average amount of time it currently takes you to commute home	Number	Percent
1-5 minutes	20	4.3 %
6-10 minutes	59	12.8 %
11-15 minutes	82	17.7 %
16-30 minutes	132	28.6 %
31-45 minutes	88	19.0 %
46-60 minutes	48	10.4 %
60+ minutes	24	5.2 %
Not provided	9	1.9 %
Total	462	100.0 %

**WITHOUT "NOT PROVIDED"**

**Q3c. If you work outside the home, what is the average amount of time it currently takes you to commute home? (without "not provided")**

Q3c. Average amount of time it currently takes you to commute home	Number	Percent
1-5 minutes	20	4.4 %
6-10 minutes	59	13.0 %
11-15 minutes	82	18.1 %
16-30 minutes	132	29.1 %
31-45 minutes	88	19.4 %
46-60 minutes	48	10.6 %
60+ minutes	24	5.3 %
Total	453	100.0 %



**Q4. Do you regularly use a traffic app or car navigation system to identify the fastest route to your destination?**

Q4, Do you regularly use a traffic app or car navigation system to identify fastest route to destination?	Number	Percent
Yes	350	46.7 %
No	378	50.4 %
Not provided	22	2.9 %
Total	750	100.0 %

**WITHOUT "NOT PROVIDED"**

**Q4. Do you regularly use a traffic app or car navigation system to identify the fastest route to your destination? (without "not provided")**

Q4, Do you regularly use a traffic app or car navigation system to identify fastest route to destination?	Number	Percent
Yes	350	48.1 %
No	378	51.9 %
Total	728	100.0 %

**Q4a. (If YES to Question 4) Which one do you typically use?**

Q4a. What do you typically use?	Number	Percent
Apple maps	41	11.7 %
Google maps	178	50.9 %
Waze	78	22.3 %
Car navigation system	48	13.7 %
Other	5	1.4 %
Total	350	100.0 %

**Q4a. Other**

Q4a. Other	Number	Percent
NAVIGATOR	1	20.0 %
511	1	20.0 %
GERMAN	1	20.0 %
SIGLERT	1	20.0 %
610 NEWS AND GOOGLE	1	20.0 %
Total	5	100.0 %

**Q5. Which THREE of the following options might help you choose to make more trips by means other than your car?**

Q5. What options might help you choose to make more trips by means other than car?	Number	Percent
Improved safety of walking or biking	285	38.0 %
Improved safety of public transit	202	26.9 %
Availability of bike racks at locations	44	5.9 %
Access to a bicycle	37	4.9 %
More bike lanes	121	16.1 %
More sidewalks	162	21.6 %
More shade on sidewalks	151	20.1 %
More pedestrian crossings	81	10.8 %
More affordable public transit	131	17.5 %
Living closer to work	130	17.3 %
Living closer to public transit	87	11.6 %
Other	105	14.0 %
Total	1536	



## **Q5. Other**

<b>Q5. Other</b>	<b>Number</b>	<b>Percent</b>
Public transit	2	1.9 %
Better public transit	2	1.9 %
LIVING CLOSER TO GROCERY STORE	1	1.0 %
Incentives for using public transit like tax breaks	1	1.0 %
Enforcement by police of speeding/running lights of drivers	1	1.0 %
Only going to use my car	1	1.0 %
PARK TYPE DESTINATIONS AND RUN YOUR ERRANDS		
TO/FROM	1	1.0 %
Self driving cars	1	1.0 %
I have to drive	1	1.0 %
Cooler weather	1	1.0 %
I use my vehicle for work as an interior designer	1	1.0 %
Better schedules for public transportation	1	1.0 %
Direct public transit	1	1.0 %
MORE EFFICIENT PUBLIC TRANSIT	1	1.0 %
Beautification of the area to promote more walking	1	1.0 %
Improved public transit	1	1.0 %
Widen streets and more parking space for new buildings	1	1.0 %
fast trains	1	1.0 %
Public transit options	1	1.0 %
I do field service work so I have to drive my car	1	1.0 %
BETTER MASS TRANSIT	1	1.0 %
NEED CAR DURING WORK DAY OTEN	1	1.0 %
More pedestrian friendly	1	1.0 %
Speed control for cars	1	1.0 %
Better/more comprehensive transit	1	1.0 %
Pedestrian malls	1	1.0 %
I wouldn't use any other means of transportation other than my car	1	1.0 %
More and efficient bus routes	1	1.0 %
Reliable and functioning public transport	1	1.0 %
I have no other need to use any other trasportation options	1	1.0 %
Improve transportation routes	1	1.0 %
more buses	1	1.0 %
PEOPLE DO NOT WANT ALTERNATIVE		
TRANSPORTATION	1	1.0 %
Quicker public transport	1	1.0 %
better frequency of tri-rail	1	1.0 %
Road expansion and alternative means of public transportation	1	1.0 %
More and closeby bus stops	1	1.0 %
improved maintenance of roads and traffic light	1	1.0 %
Less panhandlers	1	1.0 %
MORE PUBLIC TRANSIT OPTIONS	1	1.0 %
Less violence and crime	1	1.0 %
Have mobility problems	1	1.0 %
More convent access	1	1.0 %
If the town wasn't so overdeveloped	1	1.0 %
BETTER SCHEDULE AND ROUTES FOR PUBLIC		
TRANSPORTATION	1	1.0 %
Not working at all	1	1.0 %
I am old and need a car to do grocery, etc	1	1.0 %
Available transport everytime of the day and night for	1	1.0 %

## **Q5. Other**

<b>Q5. Other</b>	<b>Number</b>	<b>Percent</b>
Trolley cars	1	1.0 %
Wouldn't change	1	1.0 %
Feeling safer on public transportation	1	1.0 %
More buses need to be added to each route and shaded bus stops	1	1.0 %
Would love to bike or even scooters	1	1.0 %
Take Uber or Lyft	1	1.0 %
LESS DEVELOPMENT, LESS DENSITY, LESS UNNECESSARY SPECIAL EVENTS	1	1.0 %
PUBLIC TRANSIT ROUTES	1	1.0 %
Rapid transit that connects to east-west rapid transit	1	1.0 %
LESS CONSTRUCTION	1	1.0 %
Public transportation that makes sense	1	1.0 %
More and frequent buses	1	1.0 %
Uber	1	1.0 %
safer bike lanes with barriers between bikers and traffic	1	1.0 %
LESS HUMIDITY	1	1.0 %
CLEANER PUBLIC TRANSPORT	1	1.0 %
Not an option, required to have work vehicle	1	1.0 %
HAVING TRI-RAIL ON THE EASTERN RR TRACK	1	1.0 %
No choice but to use car	1	1.0 %
Driving is and will always be my first means of transportation	1	1.0 %
cleaner bus stops	1	1.0 %
MORE PUBLIC TRANSIT LIKE RAIL	1	1.0 %
MUST HAVE ACAR	1	1.0 %
WE USE UBER	1	1.0 %
Public transportation taking less time to destinations	1	1.0 %
I only drive 3 miles to work	1	1.0 %
Public transit that works where we need it like 595	1	1.0 %
BETTER ROADS	1	1.0 %
rapid transit streetcar/tram system	1	1.0 %
Separate bike lanes and drivers	1	1.0 %
More connectivity and timely transit as well as ease of use	1	1.0 %
RELIABLE PUBLIC TRANSIT	1	1.0 %
Better management of existing construction projects	1	1.0 %
NEW TECHNOLOGY-UBER	1	1.0 %
efficient public transportation	1	1.0 %
AVAILABILITY OF PUBLIC TRANSIT AT 3AM-95 XPRESS	1	1.0 %
TROLLEY STREET CARS THROUGHOUT CITY	1	1.0 %
TRANSIT NEIGHBORHOOD BUSES	1	1.0 %
LESS PEOPLE, LESS DEVELOPMENT	1	1.0 %
CAR IS VITAL TO EMPLOYMENT	1	1.0 %
OVER BUILDING HAS MADE THINGS HOPELESS	1	1.0 %
PUBLIC TRANSIT MUST BE MASSIVE AND EASILY AVAILABLE	1	1.0 %
More public transit	1	1.0 %
More handicap transit	1	1.0 %
More frequent and reliable public transit	1	1.0 %
Rapid public transit	1	1.0 %
additional transportation route (Bus and Trains)	1	1.0 %
Retirement	1	1.0 %
Public transport such as train or express bus	1	1.0 %

## **Q5. Other**

<u>Q5. Other</u>	<u>Number</u>	<u>Percent</u>
Easier access	1	1.0 %
I commute and drive an hour each way	1	1.0 %
Boat business	1	1.0 %
<u>Using all the roads in the city</u>	<u>1</u>	<u>1.0 %</u>
Total	103	100.0 %



**Q6a. Please rate how easy it is to travel BY CAR on WEEKDAYS in Fort Lauderdale.**

(N=750)

	Very easy	Easy	Neutral	Difficult	Very difficult	Don't know
Q6a-1. Broward Blvd from I-95 to US1/Federal Hwy	2.1%	5.9%	14.5%	37.5%	28.1%	11.9%
Q6a-2. Las Olas Blvd from Andrews Ave to SE 15th Ave	1.7%	8.7%	26.3%	27.3%	15.9%	20.1%
Q6a-3. SE 17th St from SE 3rd Ave to E Clay Shaw Jr/SE 17th St Causeway Bridge	1.7%	7.6%	22.0%	25.2%	14.9%	28.5%
Q6a-4. A1A from Bahia Mar Dr to Seville St	0.7%	7.9%	22.4%	21.1%	9.2%	38.8%
Q6a-5. Andrews Ave from New River to NE 4th St	1.5%	10.9%	25.2%	21.5%	7.1%	33.9%
Q6a-6. US1/Federal Hwy from SE 19th St to Broward Blvd	1.7%	7.6%	19.3%	31.3%	14.5%	25.5%
Q6a-7. US1/Federal Hwy from Oakland Park Blvd to Commercial Blvd	2.9%	14.0%	25.6%	27.2%	13.6%	16.7%
Q6a-8. SE/SW 2nd St from SW 7th Ave to SE 3rd Ave	1.2%	6.3%	24.4%	12.9%	4.9%	50.3%
Q6a-9. Davie Blvd from SW 4th Ave to US1/Federal Hwy	2.0%	9.9%	19.7%	23.9%	13.3%	31.2%
Q6a-10. Sunrise Blvd from I-95 to Andrews Ave	2.1%	5.7%	16.5%	33.1%	25.7%	16.8%
Q6a-11. Sunrise Blvd from Searstown to Gateway	2.4%	4.3%	18.1%	27.9%	25.7%	21.6%
Q6a-12. Sunrise Blvd from Gateway to A1A	2.5%	6.7%	21.2%	27.2%	20.8%	21.6%
Q6a-13. Cypress Creek Blvd from I-95 West to NW 31st Ave	2.0%	7.5%	21.1%	16.0%	6.8%	46.7%

**WITHOUT "DON'T KNOW"****Q6a. Please rate how easy it is to travel BY CAR on WEEKDAYS in Fort Lauderdale. (without "don't know")**

(N=750)

	Very easy	Easy	Neutral	Difficult	Very difficult
Q6a-1. Broward Blvd from I-95 to US1/Federal Hwy	2.4%	6.7%	16.5%	42.5%	31.9%
Q6a-2. Las Olas Blvd from Andrews Ave to SE 15th Ave	2.2%	10.9%	32.9%	34.2%	19.9%
Q6a-3. SE 17th St from SE 3rd Ave to E Clay Shaw Jr/SE 17th St Causeway Bridge	2.4%	10.6%	30.8%	35.3%	20.9%
Q6a-4. A1A from Bahia Mar Dr to Seville St	1.1%	12.9%	36.6%	34.4%	15.0%
Q6a-5. Andrews Ave from New River to NE 4th St	2.2%	16.5%	38.1%	32.5%	10.7%
Q6a-6. US1/Federal Hwy from SE 19th St to Broward Blvd	2.3%	10.2%	25.9%	42.0%	19.5%
Q6a-7. US1/Federal Hwy from Oakland Park Blvd to Commercial Blvd	3.5%	16.8%	30.7%	32.6%	16.3%
Q6a-8. SE/SW 2nd St from SW 7th Ave to SE 3rd Ave	2.4%	12.6%	49.1%	26.0%	9.9%
Q6a-9. Davie Blvd from SW 4th Ave to US1/Federal Hwy	2.9%	14.3%	28.7%	34.7%	19.4%
Q6a-10. Sunrise Blvd from I-95 to Andrews Ave	2.6%	6.9%	19.9%	39.7%	30.9%
Q6a-11. Sunrise Blvd from Searstown to Gateway	3.1%	5.4%	23.1%	35.5%	32.8%
Q6a-12. Sunrise Blvd from Gateway to A1A	3.2%	8.5%	27.0%	34.7%	26.5%
Q6a-13. Cypress Creek Blvd from I-95 West to NW 31st Ave	3.8%	14.0%	39.5%	30.0%	12.8%

**Q6b. Please rate how easy it is to travel BY CAR on WEEKENDS in Fort Lauderdale.**

(N=750)

	Very easy	Easy	Neutral	Difficult	Very difficult	Don't know
Q6b-1. Broward Blvd from I-95 to US1/Federal Hwy	4.7%	17.2%	27.6%	23.1%	9.2%	18.3%
Q6b-2. Las Olas Blvd from Andrews Ave to SE 15th Ave	2.8%	11.5%	24.5%	23.6%	13.2%	24.4%
Q6b-3. SE 17th St from SE 3rd Ave to E Clay Shaw Jr/SE 17th St Causeway Bridge	2.1%	9.2%	21.9%	21.1%	13.6%	32.1%
Q6b-4. A1A from Bahia Mar Dr to Seville St	1.3%	7.5%	18.7%	20.3%	12.8%	39.5%
Q6b-5. Andrews Ave from New River to NE 4th St	2.3%	16.0%	27.9%	12.5%	3.9%	37.5%
Q6b-6. US1/Federal Hwy from SE 19th St to Broward Blvd	2.5%	12.1%	25.5%	20.1%	8.5%	31.2%
Q6b-7. US1/Federal Hwy from Oakland Park Blvd to Commercial Blvd	3.9%	16.5%	27.1%	21.5%	8.4%	22.7%
Q6b-8. SE/SW 2nd St from SW 7th Ave to SE 3rd Ave	2.3%	9.7%	24.4%	10.3%	3.5%	49.9%
Q6b-9. Davie Blvd from SW 4th Ave to US1/Federal Hwy	3.1%	14.0%	22.8%	15.6%	7.2%	37.3%
Q6b-10. Sunrise Blvd from I-95 to Andrews Ave	2.4%	9.3%	22.8%	26.9%	15.9%	22.7%
Q6b-11. Sunrise Blvd from Searstown to Gateway	2.3%	8.7%	18.3%	26.0%	20.0%	24.8%
Q6b-12. Sunrise Blvd from Gateway to A1A	2.4%	8.1%	20.4%	25.5%	18.4%	25.2%
Q6b-13. Cypress Creek Blvd from I-95 West to NW 31st Ave	3.1%	10.8%	21.2%	10.3%	4.0%	50.7%



**WITHOUT "DON'T KNOW"****Q6b. Please rate how easy it is to travel BY CAR on WEEKENDS in Fort Lauderdale. (without "don't know")**

(N=750)

	Very easy	Easy	Neutral	Difficult	Very difficult
Q6b-1. Broward Blvd from I-95 to US1/Federal Hwy	5.7%	21.0%	33.8%	28.2%	11.3%
Q6b-2. Las Olas Blvd from Andrews Ave to SE 15th Ave	3.7%	15.2%	32.5%	31.2%	17.5%
Q6b-3. SE 17th St from SE 3rd Ave to E Clay Shaw Jr/SE 17th St Causeway Bridge	3.1%	13.6%	32.2%	31.0%	20.0%
Q6b-4. A1A from Bahia Mar Dr to Seville St	2.2%	12.3%	30.8%	33.5%	21.1%
Q6b-5. Andrews Ave from New River to NE 4th St	3.6%	25.6%	44.6%	20.0%	6.2%
Q6b-6. US1/Federal Hwy from SE 19th St to Broward Blvd	3.7%	17.6%	37.0%	29.3%	12.4%
Q6b-7. US1/Federal Hwy from Oakland Park Blvd to Commercial Blvd	5.0%	21.4%	35.0%	27.8%	10.9%
Q6b-8. SE/SW 2nd St from SW 7th Ave to SE 3rd Ave	4.5%	19.4%	48.7%	20.5%	6.9%
Q6b-9. Davie Blvd from SW 4th Ave to US1/Federal Hwy	4.9%	22.3%	36.4%	24.9%	11.5%
Q6b-10. Sunrise Blvd from I-95 to Andrews Ave	3.1%	12.1%	29.5%	34.8%	20.5%
Q6b-11. Sunrise Blvd from Searstown to Gateway	3.0%	11.5%	24.3%	34.6%	26.6%
Q6b-12. Sunrise Blvd from Gateway to A1A	3.2%	10.9%	27.3%	34.0%	24.6%
Q6b-13. Cypress Creek Blvd from I-95 West to NW 31st Ave	6.2%	21.9%	43.0%	20.8%	8.1%

**Q7a. Which TWO roadway segments listed in Question 6 do you think should be the top priorities for improvement in Fort Lauderdale? (On Weekdays)**

<u>Q7a. Top choice</u>	<u>Number</u>	<u>Percent</u>
Broward Blvd from I-95 to US1/Federal Hwy	235	31.3 %
Las Olas Blvd from Andrews Ave to SE 15th Ave	29	3.9 %
SE 17th St from SE 3rd Ave to E Clay Shaw Jr/SE 17th St		
Causeway Bridge	46	6.1 %
A1A from Bahia Mar Dr to Seville St	9	1.2 %
Andrews Ave from New River to NE 4th St	6	0.8 %
US1/Federal Hwy from SE 19th St to Broward Blvd	17	2.3 %
US1/Federal Hwy from Oakland Park Blvd to Commercial Blvd	49	6.5 %
SE/SW 2nd St from SW 7th Ave to SE 3rd Ave	3	0.4 %
Davie Blvd from SW 4th Ave to US1/Federal Hwy	37	4.9 %
Sunrise Blvd from I-95 to Andrews Ave	77	10.3 %
Sunrise Blvd from Searstown to Gateway	77	10.3 %
Sunrise Blvd from Gateway to A1A	23	3.1 %
Cypress Creek Blvd from I-95 West to NW 31st Ave	15	2.0 %
None chosen	127	16.9 %
Total	750	100.0 %

**Q7a. Which TWO roadway segments listed in Question 6 do you think should be the top priorities for improvement in Fort Lauderdale? (On Weekdays)**

<u>Q7a. 2nd choice</u>	<u>Number</u>	<u>Percent</u>
Broward Blvd from I-95 to US1/Federal Hwy	63	8.4 %
Las Olas Blvd from Andrews Ave to SE 15th Ave	49	6.5 %
SE 17th St from SE 3rd Ave to E Clay Shaw Jr/SE 17th St		
Causeway Bridge	43	5.7 %
A1A from Bahia Mar Dr to Seville St	26	3.5 %
Andrews Ave from New River to NE 4th St	12	1.6 %
US1/Federal Hwy from SE 19th St to Broward Blvd	48	6.4 %
US1/Federal Hwy from Oakland Park Blvd to Commercial Blvd	55	7.3 %
SE/SW 2nd St from SW 7th Ave to SE 3rd Ave	5	0.7 %
Davie Blvd from SW 4th Ave to US1/Federal Hwy	41	5.5 %
Sunrise Blvd from I-95 to Andrews Ave	94	12.5 %
Sunrise Blvd from Searstown to Gateway	93	12.4 %
Sunrise Blvd from Gateway to A1A	44	5.9 %
Cypress Creek Blvd from I-95 West to NW 31st Ave	16	2.1 %
None chosen	161	21.5 %
Total	750	100.0 %

**SUM OF TOP 2 CHOICES****Q7a. Which TWO roadway segments listed in Question 6 do you think should be the top priorities for improvement in Fort Lauderdale? (On Weekdays) (top 2)**

Q7a. Sum of top 2 choices	Number	Percent
Broward Blvd from I-95 to US1/Federal Hwy	298	39.7 %
Las Olas Blvd from Andrews Ave to SE 15th Ave	78	10.4 %
SE 17th St from SE 3rd Ave to E Clay Shaw Jr/SE 17th St Causeway Bridge	89	11.9 %
A1A from Bahia Mar Dr to Seville St	35	4.7 %
Andrews Ave from New River to NE 4th St	18	2.4 %
US1/Federal Hwy from SE 19th St to Broward Blvd	65	8.7 %
US1/Federal Hwy from Oakland Park Blvd to Commercial Blvd	104	13.9 %
SE/SW 2nd St from SW 7th Ave to SE 3rd Ave	8	1.1 %
Davie Blvd from SW 4th Ave to US1/Federal Hwy	78	10.4 %
Sunrise Blvd from I-95 to Andrews Ave	171	22.8 %
Sunrise Blvd from Searstown to Gateway	170	22.7 %
Sunrise Blvd from Gateway to A1A	67	8.9 %
Cypress Creek Blvd from I-95 West to NW 31st Ave	31	4.1 %
None chosen	127	16.9 %
Total	1339	



**Q7b. Which TWO roadway segments listed in Question 6 do you think should be the top priorities for improvement in Fort Lauderdale? (On Weekends)**

Q7b. Top choice	Number	Percent
Broward Blvd from I-95 to US1/Federal Hwy	115	15.3 %
Las Olas Blvd from Andrews Ave to SE 15th Ave	56	7.5 %
SE 17th St from SE 3rd Ave to E Clay Shaw Jr/SE 17th St Causeway Bridge	67	8.9 %
A1A from Bahia Mar Dr to Seville St	36	4.8 %
Andrews Ave from New River to NE 4th St	5	0.7 %
US1/Federal Hwy from SE 19th St to Broward Blvd	24	3.2 %
US1/Federal Hwy from Oakland Park Blvd to Commercial Blvd	44	5.9 %
SE/SW 2nd St from SW 7th Ave to SE 3rd Ave	3	0.4 %
Davie Blvd from SW 4th Ave to US1/Federal Hwy	20	2.7 %
Sunrise Blvd from I-95 to Andrews Ave	62	8.3 %
Sunrise Blvd from Searstown to Gateway	78	10.4 %
Sunrise Blvd from Gateway to A1A	41	5.5 %
Cypress Creek Blvd from I-95 West to NW 31st Ave	7	0.9 %
None chosen	192	25.6 %
Total	750	100.0 %

**Q7b. Which TWO roadway segments listed in Question 6 do you think should be the top priorities for improvement in Fort Lauderdale? (On Weekends)**

Q7b. 2nd choice	Number	Percent
Broward Blvd from I-95 to US1/Federal Hwy	35	4.7 %
Las Olas Blvd from Andrews Ave to SE 15th Ave	53	7.1 %
SE 17th St from SE 3rd Ave to E Clay Shaw Jr/SE 17th St Causeway Bridge	38	5.1 %
A1A from Bahia Mar Dr to Seville St	48	6.4 %
Andrews Ave from New River to NE 4th St	9	1.2 %
US1/Federal Hwy from SE 19th St to Broward Blvd	32	4.3 %
US1/Federal Hwy from Oakland Park Blvd to Commercial Blvd	43	5.7 %
SE/SW 2nd St from SW 7th Ave to SE 3rd Ave	6	0.8 %
Davie Blvd from SW 4th Ave to US1/Federal Hwy	21	2.8 %
Sunrise Blvd from I-95 to Andrews Ave	63	8.4 %
Sunrise Blvd from Searstown to Gateway	88	11.7 %
Sunrise Blvd from Gateway to A1A	64	8.5 %
Cypress Creek Blvd from I-95 West to NW 31st Ave	14	1.9 %
None chosen	236	31.5 %
Total	750	100.0 %

**SUM OF TOP 2 CHOICES****Q7b. Which TWO roadway segments listed in Question 6 do you think should be the top priorities for improvement in Fort Lauderdale? (On Weekends) (top 2)**

Q7b. Sum of top 2 choices	Number	Percent
Broward Blvd from I-95 to US1/Federal Hwy	150	20.0 %
Las Olas Blvd from Andrews Ave to SE 15th Ave	109	14.5 %
SE 17th St from SE 3rd Ave to E Clay Shaw Jr/SE 17th St Causeway Bridge	105	14.0 %
A1A from Bahia Mar Dr to Seville St	84	11.2 %
Andrews Ave from New River to NE 4th St	14	1.9 %
US1/Federal Hwy from SE 19th St to Broward Blvd	56	7.5 %
US1/Federal Hwy from Oakland Park Blvd to Commercial Blvd	87	11.6 %
SE/SW 2nd St from SW 7th Ave to SE 3rd Ave	9	1.2 %
Davie Blvd from SW 4th Ave to US1/Federal Hwy	41	5.5 %
Sunrise Blvd from I-95 to Andrews Ave	125	16.7 %
Sunrise Blvd from Searstown to Gateway	166	22.1 %
Sunrise Blvd from Gateway to A1A	105	14.0 %
Cypress Creek Blvd from I-95 West to NW 31st Ave	21	2.8 %
None chosen	192	25.6 %
Total	1264	

**Q8. Intersection Improvements. Which TWO of the following intersections in Fort Lauderdale do you think should be the top priorities for improvement?**

Q8. What intersections should be top priorities for Improvement?	Number	Percent
Sunrise Blvd & US1/Federal Hwy (at Gateway)	327	43.6 %
Sunrise Blvd & US1/Federal Hwy (at Searstown)	226	30.1 %
Broward Blvd & Andrews Ave	227	30.3 %
17th Street & US1/Federal Hwy	166	22.1 %
US1/Federal Hwy & Commercial Blvd	120	16.0 %
A1A & Oakland Park Blvd	88	11.7 %
Powerline Rd & Commercial Blvd	73	9.7 %
A1A/Seabreeze Blvd & Harbor Dr/Holiday Dr	38	5.1 %
SW 31st Ave & Davie Blvd	63	8.4 %
Total	1328	

**Q9. Which TWO areas below should the City of Fort Lauderdale prioritize in the next year to improve traffic flow?**

Q9. What areas should City prioritize in next year to improve traffic flow?	Number	Percent
Implementing roadway improvement/complete street projects	390	52.0 %
Improving safety for all modes (vehicles, bicycles, pedestrians, etc)	166	22.1 %
Developing a more frequent & reliable community bus system	87	11.6 %
Investing in mass transit systems (such as rail, light rail, & streetcar)	163	21.7 %
Improving traffic signal synchronization	455	60.7 %
Other	58	7.7 %
Don't know	26	3.5 %
Total	1345	

**WITHOUT "DON'T KNOW"**

**Q9. Which TWO areas below should the City of Fort Lauderdale prioritize in the next year to improve traffic flow? (without "don't know")**

Q9. What areas should City prioritize in next year to improve traffic flow?	Number	Percent
Implementing roadway improvement/complete street projects	387	53.5 %
Improving safety for all modes (vehicles, bicycles, pedestrians, etc)	164	22.7 %
Developing a more frequent & reliable community bus system	85	11.7 %
Investing in mass transit systems (such as rail, light rail, & streetcar)	161	22.2 %
Improving traffic signal synchronization	455	62.8 %
Other	58	8.0 %
Total	1310	



## Q9. Other

Q9. Other	Number	Percent
RAILROAD NEEDED	1	1.7 %
LESS NEW DEVELOPMENT	1	1.7 %
Get rid of homeless	1	1.7 %
Limit new development, especially high volume unit condos	1	1.7 %
Get police to enforce traffic laws	1	1.7 %
Undertake intersection improvements	1	1.7 %
Unblock some side streets that are now barricaded	1	1.7 %
STOP INCREASING POPULATION DENSITY	1	1.7 %
Train	1	1.7 %
The bridge on Davie Blvd causes unnecessary backups	1	1.7 %
FIX THE ENTIRE BRIDGE SYSTEM	1	1.7 %
STOP SPEEDING ON SISTRUNK	1	1.7 %
Widen roads and increase the number of lanes	1	1.7 %
Limiting trains/drawbridges from going through the city	1	1.7 %
stop handing out building permits to the high rises	1	1.7 %
schedules and stick to them	1	1.7 %
Traffic on Bayview Dr	1	1.7 %
Address railroad and bridge openings/intersections	1	1.7 %
More left turn lanes that have dedicated arrows	1	1.7 %
The signal synchronization is a disaster and very frustrating	1	1.7 %
STOP DEVELOPING SO MANY MULTIFAMILY PROJECTS	1	1.7 %
Speed bumps on Wilton Drive for sure	1	1.7 %
Equally nice roads in the urban communities	1	1.7 %
Homeless/panhandlers in middle of streets and corners	1	1.7 %
Laws to make illegal use of phone while driving	1	1.7 %
Stop the over development	1	1.7 %
STOP DEVEOPMENT	1	1.7 %
Beach traffic on weekends is unbearable	1	1.7 %
Stop building, stop taking away streets	1	1.7 %
Having more lights with turn signals	1	1.7 %
MAKE PONDS WIDER NOT MORE NARROW	1	1.7 %
Improve the city bus system	1	1.7 %
GET RID OF NEW BIKE LANES	1	1.7 %
STAY IN LANE SIGN FOR MULTI TURN LAENS	1	1.7 %
LOW DOWN DEVELOPMENT	1	1.7 %
Adding turn lanes	1	1.7 %
BIKE LANES	1	1.7 %
HAVING SPECIAL LANES FOR BUS STOPS	1	1.7 %
Need more lanes on Sunrise and longer turn lights	1	1.7 %
LESS DEVELOPMENT	1	1.7 %
PAVE ALL THE ROADS NOT JUST SEGMENTS	1	1.7 %
A BAD CHOICE WHEN CLOSING OFF A WHOLE LANE FOR BIKES	1	1.7 %
REMOVE STUPID TRAFFIC IMPLEMENTATION	1	1.7 %
Managing existing projects	1	1.7 %
MORE BIKE LANES	1	1.7 %
MORE LANES	1	1.7 %
Open side streets and alternat routes to improve traffic	1	1.7 %
NEW TECHNOLOGY-SELF GUIDED CARS; UBER/LYFT	1	1.7 %
OVERPASS TO AVOID 17TH ST CAUSEWAY	1	1.7 %
LIMIT NEW DEVELOPMENT	1	1.7 %
NEED BUS PULL OFF LANE	1	1.7 %

**Q9. Other**

<u>Q9. Other</u>	<u>Number</u>	<u>Percent</u>
SLOW DOWN DEVELOPMENT	1	1.7 %
GETTING RID OF THE MASSIVE AMOUNTS OF HOMELESS	1	1.7 %
INCREASE VEHICLE LANES	1	1.7 %
MAKE BUSES PULL OFF THE ROAD AND REDUCE BUS TRAFFIC PICK-UPS	1	1.7 %
They need to widening the roads in the most congested areas	1	1.7 %
Coordinate development with traffic flow	1	1.7 %
Stop the new development	1	1.7 %
Total	58	100.0 %

**Q10. Which of the following organizations do you think are primarily responsible for traffic signals and traffic signage (such as stop signs) in the City of Fort Lauderdale?**

Q10. What organizations are primarily responsible for traffic signals & traffic signage?	<u>Number</u>	<u>Percent</u>
Florida Department of Transportation	213	28.4 %
Broward County	153	20.4 %
City of Fort Lauderdale	223	29.7 %
Don't know	161	21.5 %
Total	750	100.0 %

**WITHOUT "DON'T KNOW"****Q10. Which of the following organizations do you think are primarily responsible for traffic signals and traffic signage (such as stop signs) in the City of Fort Lauderdale? (without "don't know")**

Q10. What organizations are primarily responsible for traffic signals & traffic signage?	<u>Number</u>	<u>Percent</u>
Florida Department of Transportation	213	36.2 %
Broward County	153	26.0 %
City of Fort Lauderdale	223	37.9 %
Total	589	100.0 %

**Q11. What else (if anything) do you think the City should do to improve traffic flow in Fort Lauderdale that was not covered in Questions 1-10?**

- 1) Traffic lights are ridiculously too lengthy! Such does not reduce people running lights or improve safety because motorists will speed thru intersections in order to avoid missing the still green then amber light knowing if they miss it they will then have to sit for the next green light which seems like an eternity at most all lights, especially the north & south bound side streets at our major east & west bound arteries, such as Broward Blvd, Sunrise, Oakland Park, Commercial etc.... I see many driver's actually run lights after stopping and looking, myself included.
- 2) More right hand only turn lanes are needed as well, especially since the lights are so excessively lengthy.
- 3) Davie bridge up / down times are excessive to say the least. Boaters should be made to wait longer, especially at peak rush hour times M-F.
- 1. Enforce the laws.
- 2. Train your people on the proper placement of road signs.
- 3. Removed the ridiculous pave stones on all the intersections. These are extremely uneven and cause drivers to slow down for no reason.
- 595 riverside should have been a rail with better bus & trolley routes
- A major road expansion and improvement program implemented over required times.
- Actively ticket cars that block intersections
- ACTUALLY COMPLETE ROAD PROJECTS. DO NOT ALLOW THEM TO DRAG ON FOR YEARS.
- Add one more turn lane to Broward going west from 3 Rd ave. Seventeen street at US 1 has three turn lanes
- Sunrise blvd going west at searstown only has one lane Cut down the media area and add second lane going West. This would be so easy to do
- Oh another intersection that was altered
- Behind searstown Flagler going north
- there were three lanes
- Now two lanes do to adding bike lane ok
- Make one lane left turn only
- The other lane straight or right turn on to Sunrise Blvd East
- The lights that were there for three lanes were never changed
- Call me direct if you need clarification on any items above
- ADD ROAD CAPACITY WHEN CONSTRUCTION ON THE NEW BUILDINGS IS PERMITTED.
- ADDING LANES GRANTED THAT HAS SPACE TO EXPAND ANOTHER LANE IN THE AREA.
- Adhere to scheduling for boats using drawbridges. Boats are using drawbridges in afternoon rush hour. Meanwhile workforce in gridlock. Possible consider bridges for RR crossings. Trains often sitting on tracks and again causing gridlock for workforce.
- Adjust traffic light timing during winter months
- AIRPORT/CONVENTION CENTER/FORT/BEACH ALTERNATE ROUTE
- An elevated express lane along Cypress Creek Road or Commercial for people going east/west during rush hour.
- As a seasonal community our population changes at various times of the year north-south traveling does not seem to be the issue the issue involves east to west travel by seasonal residents going to and from beach communities we need light rail and other public transportation is only commute seasonal residents from east to west and back
- As far as I can tell, this is the 21st century. Why do we have Bedrock City planning of signals, etc.? There are lights here that are green for 4 seconds! Think!



**Q11. What else (if anything) do you think the City should do to improve traffic flow in Fort Lauderdale that was not covered in Questions 1-10? (cont.)**

- Ask the public for more input. My street is used for a shortcut and people speed down my street.
- Asking community members what they think the cause of problems is not a reliable way of understanding the causes of transportation issues in Fort Lauderdale. Studies should be done to determine what the actual causes of issues are on individual corridors and then improvements should reflect those issues. Also, bicycle lanes are not enough to encourage people to bike more in a place like South Florida. Bicycle facilities need to be physically separated from traffic or at least buffered. This will have the added benefit of helping the city reach its Vision Zero goals by creating much safer biking, walking, and driving conditions.
- At 6 in the morning, when I go to work down Federal Highway, I catch a red light at the Ruth Chris Steak House. Outside of some corrupt dealings, why in the world is there a light there? And even if you have a good reason, why is it set to go red at that hour? There's a light only 25 yards ahead if you need to go to that restaurant at that time. This city has become suffocation by beautification. You narrowed roads like 13th, which is now a train wreck. You cut so many arteries off that it's a log jam everywhere. I watch an ambulance on 13th desperately trying to maneuver past cars on what is now a one way street. You have drastically increased response times for emergency vehicles. The level of ineptitude is beyond anything I've experienced in my two decades living in this city. The axe needs to fall on every single person involved. Thank you for at least asking our opinions. If anything, that's a step in the right direction.
- At some intersections, left turn signals are on long enough for 40 cars to turn when there are often no more than 1 or 2 cars ever turning there.
- BEAUTIFICATION PROJECT ON NE 13TH ST, WEST OF NE 15TH AVE, TREES, ROUNDABOUTS, LESS LIGHTS AND ITS DESTINATION
- BEGGING AND PEOPLE SELLING STUFF ON THE ROADWAY.
- BEGIN PROCESS OF EMINENT DOMAIN ALONG BROWARD BLVD BTWN I-95 AND US-1 TO ADD LANES AND INCREASE BEAUTIFICATION ALONG PRIMARY INGRESS/EGRESS TO CITY
- BEING MORE EFFECTIVE IN IMPROVING CONSTRUCTION AND TRAFFIC SIGNALS SYNCHRONIZED WITH THE FLOW OF TRAFFIC
- BETTER MESSAGING AND NOTIFICATION FOR ROAD WORK
- Better planning and limit development team and over building
- BETTER POLICING OF DRIVERS USING CELL PHONES
- Better project design and management
- BETTER ROADWAYS
- Better turn out lanes for buses, and better placement of bus stops!!!! So dangerous to have stops at busy street corners blocking drivers' views or entry onto roads while bus takes forever to load passengers.
- Bike lanes bike lanes bike lanes!!!!!!
- Bike safety for children
- BLINKING RED ARROWS FOR LEFT HAND TURN LANES AT LESSER TRAFFIC INTERSECTIONS. IMPLEMENT PASSING LANE LAWS ON FREEWAYS.
- bridge tender on Davie bl raises the bridge at peak times - messing up traffic at peak hours. multiple bridge openings in a single commute.
- BROWARD BLVD IS RIDICULOUS, GET THE CONSTRUCTION COMPLETED, THIS IS THE MOST UTILIZED ROAD SHOULD BE PRIORITY NO. 1
- Broward College, FAU, FIU - creating reliable public transit to these major employment centers would help with congestion or any other centralized employment hub. (mall)

**Q11. What else (if anything) do you think the City should do to improve traffic flow in Fort Lauderdale that was not covered in Questions 1-10? (cont.)**

- Build train bridges, so trains wouldn't stop traffic. Months ago at about 3Am there was a problem with a train on the crossway at Oakland Blvd, we were stuck waiting for hours to be able to go by, no to mentioned the daily train schedule....
- Build a flyover from 17th st to i95 and the airport
- Build more roundabouts (traffic circles).
- Buildings are approved to be developed on street that have 2 lanes of traffic. Who makes these decisions? For instance, Marina Lofts was approved in an area where it will be a disaster traffic wise. Riverfront is coming down and another residential / business complex is going up. 2 lanes of traffic. Not very smart planning at all. Greed seems to overpower brains.
- Add bus lanes
- bus stops that are out of the traveling traffic lanes. for example, the bus stop southbound between University and Broward stop id: 4225 (though it is in plantation)
- BUSES STOPPING ON BUSY ROADS CAUSES ACCIDENTS.
- Cel phone usage should be banned while driving had so many clos
- Cell phone use while driving. (Stop it)
- Certainly not the Wave. Traffic signals better synchronized; additional buses on each route held to a time schedule (huge problem); the roadway on A-1-A from Sunrise to Seabreeze to US 1 is a nightmare. Better parking in beach area. Prices are too high for parking for average family. Building a parking structure with reasonable rates, rather than another million dollar per unit condo. Stop building Condos. It makes everything worse.
- CHANGE WORK HOURS/SCHOOL HOURS
- check traffic signals restrict truck loading during peak time
- Check turn lane duration in relation to traffic flow.
- City police block traffic.
- CITY SHOULD IMPROVE INFRASTRUCTURE BEFORE ALLOWING DEVELOPMENT
- Clean up the streets by eliminating panhandlers who walk in front of cars in busy intersections, creating more congestion and accidents because people stop to give them money and they distract drivers and interfere with the flow of traffic.
- Clean, safe, inexpensive and reliable public transport is always the answer.
- Community buses to go into the Walmart on Broward Blvd.
- Commuting on I-95 through Broward County just is not working. By the time they complete an improvement project, it is already obsolete. When the snowbirds get here it is even much worse. Not enough lanes to handle the volume of traffic. By the time they could build a second level (like they are and have been doing in California), that too would be obsolete. Mass trans and bullet trains are Florida's answer.
- COMPARED TO OTHER CITIES OUT CITY DOES NOT HAVE THE SAME TRAFFIC PROBLEMS IT IS THE FACT THAT OVER DEVELOPMENT HAS INCREASED TRAFFIC, OTHERWISE THINGS ARE FIN
- COMPLETE CONSTRUCTION TIMELY!
- Complete roadwork in timely fashion
- Complete the construction
- CONSIDERING I LIVE BETWEEN 24TH AVE AND BROWARD BLVD I'M ASKING FOR A NEIGHBORHOOD TROLLEY TO DROP AND PICK UP FOR TRI RAIL STATION.
- Construction at night if it's safe. Construction during rush hour doesn't make any sense.

**Q11. What else (if anything) do you think the City should do to improve traffic flow in Fort Lauderdale that was not covered in Questions 1-10? (cont.)**

- Construction on the streets are taking forever to complete and they start too many at the same time and its always when tourists are down and the traffic is terrible.
- Construction work finish do not leave the site until all work is done.
- Do not invest in public transport waste of money. Sync traffic lights and stop removing traffic lanes
- E.g. Right turn on davie Blvd from se 4th Ave
- Use common sense when marking road traffic lines sometime you cause more traffic issues because of workers stupidity
- Coordinate projects so that you are not ripping the streets up months after you finish one project to start another. Widen sidewalks. Stop the boondoggle WAVE which no one wants (other than politicians) and no one will use. That project will cause long-term traffic issues from which we may never recover. STOP narrowing streets while approving more and more high-rise buildings.
- coordinate traffic lights synchronize
- COPS SHOULD FINE BIKERS NOT OBEYING LAWS
- Crack down on all the distracted drivers, especially non-hands-free cellphone use.
- create off main street public multi story parking lots and allow for purchase parking pass
- Davie Blvd West of SW 4th ave weekdays 3:30pm-6:30pm
- Discourage any further major new housing(condo/apt) construction.
- Discourage non emergency trucks (lawn etc. ) from parking, for an extended amount of time, in neighborhoods. Especially those that lead to major thoroughfares. Often they block city services, such as garbage trucks, from doing their job.
- DISTRACTED DRIVERS SO MANY PEOPLE ON THEIR CELL PHONES WHILE DRIVING, IT HORRIBLE
- DO BETTER WITH ROAD REPAIRS AT BROWARD BLVD JUST PAST I-95 EAST
- Do full and HONEST traffic assessments before allowing more construction of multi dwelling properties, i.e.: high rises.
- Do more to stop cars blocking intersections especially Broward Blvd and SE 4th /Andrews. Also US 1 and Sunrise westbound at Gateway. Perhaps more law enforcement by crackdowns occasionally. More signs DO NOT BLOCK INTERSECTION.
- Do not add streetcar rails anywhere. This will cause traffic due to impeding cars. No one will use street car systems.
- DO NOT IMPEDE TRAFFIC WITH A STUPID TROLLEY!
- Do NOT invest in The WAVE
- DO NOT MAKE SOLUTION WORSE THAN THE PROBLEM
- DO NOT PUT IN THE WAVE MORE CONGESTION TO NOWHERE
- Do work on roads at night
- Don't add any more high rise housing. The more people the more cars on the road. Downtown seems saturated with housing but there is no room or money for a rail system
- Don't allow trains to change rails and stop on tracks during rush hour. Restrict drawbridge during rush hour
- DON'T BUILD/STAT THE WAVE YET
- Don't let the Convention Center expand without 17th street improvements first.
- Add roadways markings to 17th street directing guests to beach, port and CC. Add them far enough in advance, so people can get in correct lanes way before the bridge.
- DRAW BRIDGES SHOULD BE RESTRICTED NOT TO OPERATE DURING PEAK TRAFFIC PERIODS



**Q11. What else (if anything) do you think the City should do to improve traffic flow in Fort Lauderdale that was not covered in Questions 1-10? (cont.)**

- Drawbridges are a real annoyance. It is wasteful to frequently observe 100-plus cars idling in order to allow passage of pleasure boats. Drawbridges should only open for boats on a limited schedule.
- Driving east on Sunrise Blvd. just after I-95 there is a left hand turn lane that is always full of cars waiting to make a left hand turn or u-turn. This lane is constantly congested to the point that it backs up traffic in the left hand and middle lanes of Sunrise Blvd.
- Driving east on Oakland Park Blvd. just after I-95 there is a left hand turn lane that is always full of cars waiting to make a left hand turn or u-turn. This lane is constantly congested to the point that it backs up traffic in the left hand and middle lanes of Oakland Park Blvd.
- Driver habits are horrendous with people not paying attention because they are reading on their phone at traffic lights. Traffic signals are designed to move traffic for a specific amount of time to keep the flow of traffic moving. When the cars don't move, the synchronization of traffic signals and the flow of traffic is off and this creates more congestion.
- For some reason, the City of Fort Lauderdale tolerates people on recreational vehicles (4-wheelers, ATVs, minibikes) that are not registered and do not carry insurance to share the road with automobiles. The people on these recreational vehicles create congestion as they attempt to weave between vehicles causing people to suddenly brake to avoid an accident with the recreational vehicle. This creates sudden stopping and congestion as traffic slows down to accommodate the recreational vehicle.
- Although I enjoy riding my bicycle, I'm afraid to use the road with the way people drive in Fort Lauderdale as I have observed to many instances where it appears that the drivers are uncomfortable sharing the road with people on bicycles or they just don't care and drive recklessly around people on bicycles.
- DUMP LIGHT RAIL SYSTEM! MASS TRANSIT FROM AIRPORT TO HOTELS.
- Educate pedestrians about right of ways and using crosswalks.
- Education, teach the citizens how to behave behind the wheel. Stop texting and driving, stop talking on the phone
- Eliminate HOV Lanes on 95!!!!!!
- ELIMINATE UNNECESSARY LIGHTS ON SUNRISE BLVD FOR EXAMPLE
- Enforce the law that designates the left lane as a passing lane! Slow drivers are not permitted to block left lane traffic unless they are passing, but they live in the left lane here.
- Enforce traffic rules
- ENFORCE USAGE OF BIKE LANES TO BIKES ONLY NOT MOTORCYCLES OR SCOOTERS ON COMMERCIAL BLVD AND CYPRESS CREEK RD
- Ensure that stop lights don't skip parts of their cycle when cars are waiting at a red light. And there's flow issues on Commercial, where I sit at a red light, for awhile, and no cars are coming in cross traffic.
- Establish secure mass parking lots outside of the city by for ex. TriRail. Then put in place a logical timetable mass transit system from mass parking lots outside of city to city center as well as to the beaches. No need to use the cars all the time if we have a clean, affordable (even free), reliable & safe busses or trolleys. Make it easier to use than a car and people will park their cars. Reroute A1A on Fort Lauderdale beach northbound to go behind the beach front and make that road way into a boardwalk with cafes etc. This will make that part of the beach much more appealing for tourists and locals alike. No need to have noisy vehicle congestion right by the beach front!
- EVEN THOUGH THE CITY DOESN'T CONTROL TRAFFIC SIGNS ON MAJOR ROADS THEY NEED TO TAKE OWNERSHIP OF THE PROBLEM TAKE RESIDENT CAUSE AND DEAL WITH THE DOT OR BROWARD COUNTY DIRECTLY ON BEHALF OF THE RESIDENTS
- EVERYONE I KNOW HATES DRIVING OAKLAND PARK BETWEEN ANDREWS AND 441.

**Q11. What else (if anything) do you think the City should do to improve traffic flow in Fort Lauderdale that was not covered in Questions 1-10? (cont.)**

- expedite construction jobs/lane closures to minimize congestion and delays
- EXTEND THE WIDTH OF MORE SIDEWALKS
- FASTER HELP FROM LOCAL OFFICIALS WHEN TRAFFIC LIGHTS ARE OUT OR THERE MAY BE CONGESTION
- Faster lights at 17 and Harbour Inlet and
- Davie and Third
- FIX BROWARD BLVD, SO MANY POTHOOELS
- FIX FLOODING/PUDDLE INTERSECTIONS NOT JUST KING HOLE BUT 1/2 RAIN ISSUES
- FIX POT HOLES AND IF POSSIBLE STRAIGHTEN LANES AND OR WIDEN THEM. FOR EXAMPLE ANDREWS AVE FROM DAVIE BLVD GOUNG NORTH.
- fix sidewalks
- FIX THE LIGHTS, THE SYNCHRONIZE IS THE WORST I HAVE EVER SEEN
- Fix traffic flow by synchronizing lights on Davie Blvd. between Third Avenue and I 95.
- Fixing roads should be done 24 hours a day unless it's too dangerous at night. Get projects done. Broward Blvd has been a mess and there is no end in sight.
- For the love of GOD, synchronize the flipping traffic lights!
- Whether it was covered is irrelevant.
- Fix the lights!
- Not hard to do at all.... Really.
- Thank you,
- Joe Taxpayer & Voter
- Fort Lauderdale is increasing the housing density (Multi unit buildings) and reducing lanes on side streets, still have too many streets closed at one end reducing the ability for traffic on Sunrise, Broward, Oakland, etc to come and go. NE 15th Avenue is handling way too much traffic.
- Get more traffic Police who ACTIVELY enforce speed limits, illegal parking (ticketing and towing offenders), and TEXTING while driving!
- Get outside help turn advise what changes are needed sadly upper management never seem to learn that the answers are already there if they would only learn to listen to the people in the field I'm not just saying this I
- know this from experience this is what I do for a living good luck to all of us thank you for the opportunity to express my Opinion
- GET PANHANDLERS OFF THE STREETS
- GET RAILROAD SYSTEM YOU WANT TO FET LIKE A MAJOR CITY THEN DO WHAT BOSTON, NY GET PUBLIC TRANS
- GET RID OF BIKE LANES REMOVE 1/2 OF ALL BUS STOP PUT UP GUARD RAILS ON SUNRISE TO BLOCK PEOPLE FROM 95 TO US 1 FROM CROSSING STREETS PUT IN SENSORS TO CHANGE LIGHTS TIME LIGHTS BETTER
- Get rid of panhandle
- Get rid of panhandling.
- GET RID OF PEOPLE BEGGING FOR MONEY IN THE MIDDLE OF THE STREET
- Get the people off their phones!!
- Get the people off their phones!!
- GET THE POLICE OFF THEIR LAZY BUTTS AND CITE SPEEDING, RUNNING LIGHTS, NOT SIGNALING. POLICE DON'T EVEN SIGNAL.

**Q11. What else (if anything) do you think the City should do to improve traffic flow in Fort Lauderdale that was not covered in Questions 1-10? (cont.)**

- GET THE UN-REGISTERED AND UN-INSURED DRIVERS OFF THE ROADS CARS AND TRAILERS UNSAFE, CARS WITH TOO LOUD MUSIC.
- HAVE POLICE SITE DRIVERS FOR COMMON ALTHOUGH MINOR INFRACTIONS. IMPROPER TURNS FROM WRONG LANE IMPROPER PASSING AND RUNNING RED LIGHTS.
- Have scheduled drawbridge openings to plan ahead of time both from a traffic and boating perspective to improve traffic flow.
- HELP WITH HOMELESS, STOPPING TRAFFIC AND WALKING AROUND EXPOSED
- Here is a no (low) cost solution to red light infractions that result in accidents. Delay the green light on the cross street to red light by 5 seconds and don't tell anyone. Would you trade revenue for lives saved?
- Hire more Ft. Lauderdale police to cite drivers
- I BELIEVE THE ISSUE WITH TRAFFIC FLOW IS OVER DEVELOPMENT.
- I don't drive so I can't answer any of this. Sorry.
- I hear things about reducing lanes for bike lanes and can't believe this kind of action will improve anyone's lifestyle. I believe there has to be stop to the building of more high rises as they are adding to many cars to a saturated system of roads...
- I think that the scheduling of road improvement projects should be better coordinated with other projects in the same area. Ex. A-1A North of Oakland Park has FINALLY been completed; and now there are fresh neon spray paint markers on the fresh concrete, pavers and asphalt. Apparently they will be torn up shortly for more work. Why wasn't it done with the original project. Also, as a 30 year resident of the immediate area (Bayview and 32nd ST) I really don't see the benefit of the project. Perhaps it's aesthetically improved, but I think the off-setting loss of lanes has really made travel impossible on weekends.
- I THINK THE SPEED LIMIT SHOULD BE LOWERED WITH GOOD TRAFFIC SYNCHRONIZATION
- I think the trains that go through (before) Broward blvd and Andrews as well as (before) Davie blvd Andrews should not have long trains come through in the morning.
- I think you need to be more concerned about those of us that have to cross the streets than about those who can comfortably drive through them! I cross streets constantly in this city and I am almost hit by cars 3-4 times a day! This is unacceptable and needs to stop. Hold drivers more accountable for their actions. Make them care about us and pay attention! I don't know how you can or would go about doing this, but it needs to happen (unless you would like to see me and my walking and bike riding friends killed)!
- IMPLEMENT ROADWAY IMPROVEMENT/COMPLETE STREET PROJECTS
- impossible, but some way to move traffic up and down the beach on the weekends and during events.
- Impound vehicles driven by people with no license or insurance.
- IMPROVE AND INCREASE ACCESS TO AND ENTRANCES TO I-95 FROM MAJOR STREETS SUCH AS COMMERCIAL, OAKLAND ETC
- improve intersection/timing from federal/SE 17th to federal/595
- Improve mass transit for tourist/seasonable visitors to keep them out of cars.
- Improve mass transit.
- Improve parking everywhere! Traffic and mobility is an absolute disaster. Parking is entirely too expensive for residents. And parking is entirely overloaded by development. Restore the one parking space per unit built code requirement. And stop fleecing Fort Lauderdale residents.
- Improve the quality of product use to pave rubber product that can use, plastic products for paver .. underground wires wider streets ... maintain team 24 hour repairs on road ways



**Q11. What else (if anything) do you think the City should do to improve traffic flow in Fort Lauderdale that was not covered in Questions 1-10? (cont.)**

- Improve the railroad crossings on 6 street (Sistrunk Blvd.) and pot holes in the road that damage our tires and knock the alignment off.
- Improve traffic flow at SR 84 and US 1. Keep traffic flowing better by changing the traffic light cycles and coordination at most intersections (not just at main ones).
- Improve traffic signal and traffic flow on NW 6 St.
- IMPROVEMENT OF TRAFFIC TIMING SIGNAL, COMPLETION OF ROAD IMPROVEMENTS IN A TIMELY FASHION
- IN MELROSE PARK WE HAVE NO STREET LIGHTS. THIS VERY UNSAFE TO DRIVE.
- Increase patrol units to stop vehicles blocking streets with vehicles to talk, move broken down and accident vehicles quicker.
- INCREASED VISITOR AWARENESS OF ROADWAY LAWS AND RIGHT AWAY.
- INTERSECTION OF SE 17TH ST AND SE 10TH AVE THERE ARE SO MANY CAR ACCIDENTS AS WELL AS PEDESTRIAN ACCIDENTS
- Intersection of SW 7th Street and SW 4th Ave- Several accidents a month very dangerous intersection
- Its too many people living in Ft. Lauderdale, making it too crowded on the roads. Not sure you can do anything about that. I believe people should be able to take driving courses that can lower the price of car insurances and clean records. I was in a car accident last year that wasn't my fault but I'm some how paying for on my insurance so I don't understand that.
- KEEPS THE BIKERS OFF MAJOR ROAD LIKE COMMERCIAL USI ETC
- LAUDERMANOR NEED A BUMP IN THE MIDDLE BECAUSE OF STREET ACCIDENTS, SPEED
- LESS DEVELOPMENT
- LESS WAIT TIME AT RED LIGHT AT NIGHT SYNCHRONIZE STREET LIGHTS.
- Let traffic flow east to west, set side streets with very little access and much longer waits. People will begin to learn the traffic patterns that flow. The amount of times lights change is just plane crazy.
- LIGHT POLES, FIXING AFTER STORMS, SEWER DRAINAGE ROAD CLEANING DEAD ANIMALS OTHER FALLING OBJECT
- LIGHTS ON BROWARD AND 15TH AVE NOT TURN SIGNAL GOING LEFT FROM BROWARD TO 15TH AVE TOWARD LAS OLAS
- LIMIT ALL THE NEW RESIDENTIAL DEVELOPMENT
- LIMIT DEVELOPMEPNT
- Limit new development along Federal Hwy.
- LIMIT NEW DEVELOPMENT IN ORDER TO ALLOW INFRASTRUCTURE TO KEEP PACE WITH POPULATION GROWTH
- LIMIT ROAD WORK DURING WEEKDAYS DURING HIGH TRAFFIC FLOW
- LONGER TURN LANE GOING NORTH ON FEDERAL HWY TO TURN ONTO 17TH ST
- Longer turn lanes.
- Lots of people Jay walk around from Power line to 95 on Sunrise .
- Make access to existing garages easier and reduce the cost of those garage spaces.
- Make car-free areas. Make it safe to park at the Tri-rail. Decrease speed limits and enforce more speed traps. Make a pedestrian bridge over New River(wide enough for vendors/festivals/performances).

**Q11. What else (if anything) do you think the City should do to improve traffic flow in Fort Lauderdale that was not covered in Questions 1-10? (cont.)**

- Make it easier and more efficient to transit without a car. Make less easy to drive a single passenger car. If I did not need to drive my car to get safely and efficiently to destinations, I would embrace walking and public transit. However, it is impossible for me to get to and from work dependably and in a timely fashion without a car. I commute from east Fort Lauderdale to Hollywood. Safety at night would be another concern as well as the lack of protection from rain and sun at the bus stops. Many bus stops are hangouts for the homeless population.
- Make it easier/safer to bike around town, please!
- MAKE THE DIVIDERS IN THE LANE MORE VISIBLE DURING RAIN. GIVE THE BICYCLES RIDERS TICKETS FOR NOT COMPLAINING WITH THE STREET LAWS AND THE JAYWALKERS TICKETS
- Making sure roads are paved smoothly, distracted drivers must under the urgency of driving during traffic and NOT DISTRACTED BY UNNECESSARY TASKS ( cell phone, make up, scenery aside from the driver ahead, etc) but most importantly more lane usage in many of these problem areas please.
- MANDATORY RENEWAL OF DRIVER'S LICENSE FOR DRIVERS OVER 70 ANNUALLY
- Many intersections off of sunrise between sears and gateway are blocked, forcing traffic to use sunrise. struggle to get to businesses
- Monitor speed of construction truck, etc. Monitor speed of hotel delivery trucks.
- more 4 way stops
- More designated turn lanes. Laws to prevent distracted driving.
- MORE LANES ON ROADS THROUGHOUT THE CITY ESPECIALLY ON US1
- MORE LANES, OR TURNING LANES
- More public transportation, shade for pedestrians.
- More safe pedestrian crossings such as along Sunrise across from the Galleria Mall and at the Gateway intersections. Overhead pedestrian crossings would make it much easier. Many people are afraid to use some established crossings because of distracted drivers. Also ban texting while driving!!!! Also, actual enforcement of existing traffic laws by enforcement agencies would be a great improvement.
- MORE THRU STREETS THAT DO NOT DEADEND
- More trees - landscaped medians/boulevards slow down traffic and encourage walking/biking.
- MOST OF CONSTRUCTION OF 15TH IS NONSENSE, THE MOST MORANIC WAS THE SO CALLED ISLAND CORP THAT JUTS OUT WHEN MAKING ARIGHT FROM BROWARD TO 15TH
- MOVE THE BUS STOPS FURTHER UP FROM THE INTERSECTION WOULD STOP GRIDLOCK IN RIGHT LANE. ALL BUS STOPS ARE LOCATED RIGHT AFTER INTERSECTIONS WHY?
- My family has lived in Ft. Lauderdale for the past sixty years. Have observed traffic situation for same time frame. I believe Ft. Lauderdale is absorbing a surplus of vehicle traffic from out to state.
- Probably reflects number of new arrivals who look forward to living in our wonderful city.
- Navigations providing alternate
- Winter are tourists.
- Summer is construction.
- Need lite rail and a car tolling system to remove extra vehicles from the roadways. There is too much congestion.
- Seasonal travelers should have to pay for a seasonal permit to drive during their time in Florida, this would help to reduce the number of cars during the winter months. Funds from this would go to infrastructure.
- Need to clean up homeless problem
-

**Q11. What else (if anything) do you think the City should do to improve traffic flow in Fort Lauderdale that was not covered in Questions 1-10? (cont.)**

- Need to pass a law prohibiting people from texting while driving. Educate people on using their turn signals and how to drive in the rain. Educate pedestrians about jaywalking. More exterior lighting for night driving. Get rid of all bottle necks. Stop over-development.
- NEED WIDER ROADS
- need wider roads to handle the extra flow of traffic
- New traffic signal at Broward Blvd and SW 24 Ave is a complete waste. Turning lane was added then blocked. Traffic signal added when it is not needed, but stops traffic when traffic is one way only. Who's idea was it?
- NO CELL PHONE USE WHILE DRIVING OR TEXTING, PEOPLE USING COMMUTE TIME TO CATCH UP ON PHONE CALLS MUST USE HAND FREE TECHNOLOGY POLICE SHOULD BE ALLOWED TO PULL OVER AND TICKER VIOLATORS
- No synchronization can occur without addressing the railroad intersections and bridge openings. We must build overpasses/underpasses and tunnels.
- No texting and driving.
- Must have both hands free when driving - no talking on the phone unless hands free
- Must signal when turning
- north bound I-95 exit at Davie Blvd. needs 2 clear left, ( west) turning lanes.
- not one thing
- Oakland Park Blvd is a nightmare from a is to Flamingo Rd
- OAKLAND PARK EXIST ON I-95 CREATES MASSIVE BACK UPS SET UP OF MERGE ON/OFF NEEDS CORRECTION
- Older people and working people need their cars. Stop taking away streets for trolleys and bikes
- only to reiterate....people not making complete stops at stop signs, people parking in the streets blocking the flow of traffic and the police NOT stopping and giving tickets. Speeding down wilton drive right in front of the police station...I know the police are busy but in the last 2 years 4 people killed by speeding cars on wilton drive, and yet no changes.
- Open up a route through the port to connect 84 and the 17th street Causeway. 17th is going to be a nightmare in 3 years...
- Panhandlers , j walkers, bicyclists that do not obey traffic laws, over development
- Panhandlers do present a hazard in traffic. They are becoming more aggressive and often walk by the cars which are parked at the traffic light or starting to move. Also, they come to the window of the car and that distract us from the driving conditions.
- PARKING DOWNTOWN
- Patch potholes. Don't wait for an accident. (Please)
- Please stop texting and driving! Establish a law!
- Please, who designed the new mess on 13th Ave. NE between 4 and Flagler? With all the curb/elevation changes, it is a lawsuit ready to happen for city and more importantly people trying to walk will be hurt. Did anyone take into account that all the elevation changes are four blocks from Insight for the Blind? Unbelievable that anyone looked at design. It's terrible.
- Police control. More tickets for speeding.
- Police should do their job to follow ALL n enforce the law. Drivers n cops r out of control. It is a joke in FLL n ALL cops let it happen.
-



**Q11. What else (if anything) do you think the City should do to improve traffic flow in Fort Lauderdale that was not covered in Questions 1-10? (cont.)**

- Police should stop profiling drivers and pulling them over in the middle of the road, for nonsensical crap. They also need to be instructed to OBEY the same laws they uphold. Less rubbernecking at police being racist gang bangers, means the traffic flow will improve. And less accidents caused by them running red lights and stop signs.
- POOR STREET ENGINEERING/DESIGN TO ACCESS PUBLIC ON CORNER OF SUNRISE/NE 15TH AVE
- POPULATION GROWN TOO MUCH AND MUCH FOR INFRASTRUCTURE TO KEEP UP WITH SLOW BUILDING DOWN
- Pots holes in the road. Unacceptable and hazardous.
- Produce more bus curbing lanes for their pick-ups, etc.
- PROVIDE ACCESSIBLE, AFFORDABLE PUBLIC PARKING AREAS/BUILDINGS CLOSE ENOUGH TO PUBLIC TRANSPORT.....BUS,RAIL, STREET CAR. TRAVERSING THE ENTIRE CITY ENCOURAGING THE ABILITY TO DRIVE TO ONE MAIN AREA IN CENTER OF TOWN...TAKING AFFORDABLE INTER-TRANSFERABLE PUBLIC TRANSPORT AROUND TOWN.
- public transit (i.e. train) into and out of downtown fort Lauderdale.
- PUTTING GREEN MASS TRANS ABOVE CURRENT STREETS
- Quit building so many buildings.
- Quit closing off neighborhood streets to cut through travel - exacerbates the problems. Coordinate development with traffic flow. Quit building high rises to sidewalks creating complex canyons - undesirable.
- QUIT INCREASING THE DEVELOPMENT OF HIGH RISES AND THE INCREASE OF POPULATION AND MORE CARS ON THE ROAD!
- REALISTIC DEVELOPMENT TRAFFIC ASSESSMENTS
- Reconsider approval of massive multiple dwellings on the barrier islands until / unless there is alternative mean of public transportation (train etc.) This county lacks in public transportation and there is poor traffic planning. Additionally, bike lanes on the roads are a safety hazard! Please look for an alternative for bike lanes!
- Reduce the amount of parking with new developments. Provide more interactive signage for road conditions and parking availability. Increase the cost of parking.
- REMOVE PANHANDLERS. IMPROVE STREETS AND LIGHTING.
- Remove the bricked areas from roadways and sidewalks. Build sidewalks that are even (not slanted towards the street).
- Replace 4 ways stops for roundabout.
- REQUIRE MORE OFF STREET PARKING FOR ALL NEW CONSTRUCTION ESPECIALLY CONDO BUILDINGS AND APARTMENTS
- RESIDENTIAL PARKING ON RESIDENTIAL STREETS IMPEDIDNG TRAFFIC FLOW
- RESTRICT DRAWBRIDGE OPENING DURING RUSH HOUR TRAFFIC
- RESURFACE DOWNTOWN FT LAUDERDALE STREETS, ESPEC. LAS OLAS.
- Rethink new development - you all are money hungry.
- RETURN MORE TURN LANES, LESS TRAFFIC SIGNALS
- ROAD SHOULD NOT BE BLOCKED UNLESS THERE IS CURRENT ACTIVE CONSTRUCTION  
EG:SIX ON 14TH AVE

**Q11. What else (if anything) do you think the City should do to improve traffic flow in Fort Lauderdale that was not covered in Questions 1-10? (cont.)**

- RUN BUSES MORE FREQUENTLY, RUSH HR DOWNTOWN EVERY 10-15 MIN, RIDERSHIP PAYS FOR BUSES
- S. Andrews Ave and Las Olas , light eastbound that stays green to let only 1 or 2 cars out. make the west bound turn lane at se 20th ave a flashing red.
- Sensors on traffic lights in not so main junctions. Like the one on 17th St and 4th Ave by Broward General. Weekends there is a sensor but on weekdays so you have to seat there forever to wait for light change when there is no other traffic.
- SHORT LOOP TRANSIT PROBLEM. PEOPLE USE UBER JUST TO GO A FEW MILES BETWEEN LAS OLAS DOWNTOWN AND THE BEACH AREAS.
- Sidewalks, trains, more transportation like Toronto in Canada.
- Sistrunk there is a lot of traffic on this street yet the lanes have been reduce and not there is street construction.
- Slow down developers.....how are we going to get people around our City? We need to improve the roads and traffic flow before allowing more projects that bring more congestion. Open existing road s that have been closed to provide safety to neighborhoods.....these road closures have improved homeowners property value but have closed alternate routs for traffic flow! For instance roads between Broward and Las Olas and roads between Sunrise and NE 13 St.
- SLOW DOWN DEVELOPMENT OF ALL RESIDENTIAL TYPES STOP CONVERTING DINGLE FAMILY HOMES INTO MULTI FAMILY
- Slow down on new developments. Build parks downtown instead of more developments.
- SOME TURN LANES HAVE BEEN CLOSED SUCH AS DAVIE BLVD AND 4TH AVE BRING THEM BACK AS TRAFFIC IS MORE BACKED UP AS A RESULT.
- SOMEHOW STOP COMMUTERS FROM USING NEIGHBORHOOD STREET AS SHORTCUTS (EX:SAILBOAT BEND NEEDS TO CLOSE ACCESS STREETS, INSTALL ROUNDABOUTS, ETC. TO DISCOURAGE NON-RESIDENTIAL TRAFFIC)
- SOUTHBOUND SW 4TH AVE FROM DRAWBRIDGE TO DAVIE BLVD IS THE WORST AT RUSH HOUR SEVERAL YEARS AGO THERE WAS A RIGHT TURN LANE (DESIGNATED) THAT WAS REMOVED WE NEED IT BACK
- SPECIFIC HOURS FOR PERSONS COMMUTING BY AUTO PUBLIC TRANSPORTATION TO CROSS DRAW BRIDGE ON COMMUTE TO WORK.
- Speed bumps at SW 18th av3 leading to school area
- FINISH BROWARD BLVD!!!!
- It's the gateway to the yachting capital of the world!
- Sistrunk and sunrise Blvd get more attention ?????
- SR 84 has become a side road for 595 and Davie Blvd. It is impossible weekdays and weekends, Its a mess.
- there is boat traffic to the marina, cut offs to the airport, and the Port.
- Its A MESS1111
- NOW there are apartment buildings that add to the congestion. it is becoming impossible to cross anyplace that there is not a traffic light.
- Start ticketing for the use of cellphone
- Stop building high rises unless prepared to Offer SAFE walk and BIKE lanes. What we have is a JOKE.
- Go visit Holland or Denmark..... see how many would truly bike / walk if there were SAFE areas in which to do so.

**Q11. What else (if anything) do you think the City should do to improve traffic flow in Fort Lauderdale that was not covered in Questions 1-10? (cont.)**

- STOP BUILDING HIGH RISES UNTIL TRAFFIC AND INFRASTRUCTURE IS ADDRESSED
- Stop building hi-rise condos & hotels.
- Stop building more condo and apartment complexes. The infrastructure is already pressed to the maximum and cannot support even current expansion demands on water, sewer and roads. Enough!!
- STOP BUILDING!
- Stop construction during the hours of 5-7 on all major roads (Sunrise, 441, University, etc.).
- STOP DEVELOPMENT UNTIL TRANSPORTATION IS IMPROVED
- Stop drivers from texting while driving, stop using cell phone, create a fine. Thanks
- Stop implementing major construction in the fall before tourist season begins. The construction should take place in late spring and summer when the schools are out and the tourists are not here!
- Stop narrowing the streets and experimenting with stupid bulb outs and traffic diverters. All the traffic engineering in favor of bicycles is nonsensical. Do the bike riders you see look like they are riding to work or does it look like they are riding for enjoyment??? The sharrows make drivers see red but in spite of resident complaints the City traffic department does what they want with little to no regard for what the residents say.
- STOP NEW DEVELOPMENT
- STOP OVER BUILDING ACTUALLY IT IS TOO LATE.
- STOP OVER BUILDING, WIDEN STREETS
- STOP PEOPLE FROM DRIVING ON PHONE.
- Stop reducing lanes on roadways; it's absolutely insane what has been done on AIA between Sunrise Blvd and NE 19 Street. During season the traffic is backed up more than a mile and wait time is in excess of 15 minutes. They have also done this on NE 13 Street and NE 15 Ave. Who's idea is this anyway? We citizens are not happy with these lane reductions. You want more people to live here and reduce travel lanes??? Stupid. No common sense!! Majority of people will continue to use cars and not public transportation!!! Oh yes, I forgot to mention AIA on the GALT. Again, stupid!!!
- STOP REPLACING TWO STORY BUILDINGS WITH 30 STORY BUILDINGS.
- STOP SPEEDING IN 7 AM AND 9 AM ON SISTRUNK-PEOPLE THAT DON'T LIVE IN THE NEIGHBORHOOD SPEEDING NOT SAFE FOR CHILDREN.
- STOP THE DEVELOPMENT
- STOP THE DEVELOPMENT AND ADDING UNITS TO THE CITY. THE ROADS & SEWERS CANNOT HANDLE IT
- STOP THE HOMELESS FROM APPROACHING YOUR CAR!
- Stop the New River bridge from going up during high traffic congestion times.
- STOP THE TEXTING (WHILE DRIVING)
- STOP TRAIN FROM STOPPING ON TRACK IN WORK, MORNING & EVENING BUILDING TRAFFIC
- STOP TRYING TO CHOKER CAR LANES TO MAKE IT HARDER TO USE VEHICLES OR ISN'T GOING TO WORK AND ONLY ADDS TO THE POTENTIAL DELAYS AND ROAD RAGE.
- Stop wasting money on bricked intersections, painted intersections and stop detouring multiple routes off of BROWARD and FEDERAL. At one point I had to DETOUR 4 times because you had multiple streets blocked up for work. I mean, honestly...WHO makes these insane decisions? The number one way to improve traffic is to STOP ALL THE APARTMENT AND CONDO development. It's out of control!
- STREET CARS THROUGHOUT CITY
- STREET EXITS THAT DON'T REQUIRE THE DRIVER TO MAKE A U TURN



**Q11. What else (if anything) do you think the City should do to improve traffic flow in Fort Lauderdale that was not covered in Questions 1-10? (cont.)**

- STREET LIGHTS (MELROSE PARK-FORT LAUDERDALE) MEANING LIGHTING IN THE NEIGHBORHOOD
- SUNRISE BLVD-US1 TO I-95 PUTTING U-TURN SIGN US1 @ SUNRISE BLVD (GOING SOUTH)
- SYNCHRONIZE THE TRAFFIC LIGHTS
- Synchronize the traffic lights. It is absurd that they are not timed. One should encounter 1 red light, max, when traveling the speed limit on a main artery such as Sunrise, Broward, Oakland Park Blvd., Commercial, etc.
- SYNCHRONIZE TRAFFIC LIGHTS
- Teach people how to drive. Visitors don't have a clue and residents disregard traffic laws always.
- Tell people in advance the construction projects on main roads and habilitate other roads, as an alternative add more mass commute options, buses, trains, etc.
- The back of buses should be equipped with large light up arrows directing traffic to the left when approaching a stop. Similar to those on public works vehicles. The further back you're made aware to merge left, the better and safer for all.
- THE BRIDGE ON SE 8TH AVENUE BETWEEN SE 2ND ST & BROWARD BLVD (OVER HIMMERSHEE) HAS BEEN REGULARLY CLOSED AND THIS IS VERY CUMBERSOME. IT DIVERTS SOUTHBOUND TRAFFIC TO SE 12TH AVE (BIG DETOUR)
- The city is grossly overbuilt with no end in sight, eventually forcing long time residents to seek housing elsewhere.
- THE CITY NEEDS TO EDUCATE DRIVERS ON THE SAFETY AND RIGHT TO BICYCLES ON THE ROADS. SOME DRIVERS ARE AGGRESSIVE (YELLING, HONKING, CUTTING OFF, ETC) TO CYCLISTS FOR NO APPARENT REASON...THE CYCLIST IS IN THE BIKE LANE AND FOLLOWING THE LAW.
- THE CITY NEEDS TO KEEP GIVING TICKETS TO PEOPLE THAT THROW BOTTLES OUT ON THE ROADS.
- THE CONSTRUCTION IS OUT OF CONTROL AND NEVER GETS COMPLETED. THERE ARE POTHOLES EVERYWHERE DESTROYING OUR TIRES AND THE AMOUNT OF HOMELESS PEOPLE ON THE STREETS IS OVERWHELMING. THEY BLOCK CARS FROM DRIVING AND BANG ON OUR CARS
- The exit of I-95 south at Davie Blvd. The signs painted on the ground are confusing and or ignored. Many cars exit the highway and go straight from any of the three lanes into the entrance ramp of the I-95 south to skip some traffic. Many accidents happen at this exit.
- The intersection at Sunrise and NE 20th street is the worst. It favors Sunrise and most times there is little to no traffic passing on Sunrise and it takes for ever to get the light. Left turn light at NE 20th and Sunrise should allow a blinking yellow left turn. You can sit for many minutes with no traffic coming from West. There is a clear visibility to see on coming traffic. Or put in sensors that adjust to traffic load.
- THE INTERSECTION OF OAKLAND PARK BLVD. THE LENGTH OF THE LIGHTS IS AND WAITING INFURIATING.
- THE ISSUE WITH SUNRISE BLVD BETWEEN ANDREWS AND I-95 IS TRAFFIC SYNCHRONIZATION AND TIMING DURING RUSH HOUR
- The merge streets are a major change and is the reason of traffic back up
- THE NEW NO LEFT TURN ON GREEN AT BROWARD AND 18TH AVE
- The population has increased so much in 10 years it's really a pain to drive anywhere!
- The storm drains along Las Olas BLVD where flooding occurs during High King tides

**Q11. What else (if anything) do you think the City should do to improve traffic flow in Fort Lauderdale that was not covered in Questions 1-10? (cont.)**

- There is a traffic light just added recently on sunrise right after NE 15th ave next to the new condos. That traffic light is the culprit of most traffic congestion on sunrise heading east to A1A. I don't understand why we have a traffic light there. Once you get green light on NE 15th ave, that new traffic light jumps on red and the flow of traffic stops even though you have green light on 15th ave. Once that traffic light turns green the traffic light on NE 15th ave turns red so the cycle starts all over again and congestion continues.
- There's too many people in Florida now. You need more lanes and turn lanes. Make the turn lights longer!!
- TICKER DRIVERS THAT IMPEDED TRAFFIC SLOW DRIVERS AND CELL PHONES
- Ticket jaywalkers and panhandlers.
- Ticket pan handlers walking between cars. Approaching cars, knocking on windows, visibly urinating behind bus stops, hanging out in the street after the signal changes - these things are not okay. Stop operating the Davie bridge during rush hours.
- Ticket texters ticket for not using turning signals. Widen or eliminate bike lanes. Ticket bikers for not adhering to the same rules as auto drivers
- TICKETING OF DRIVERS RUNNING RED LIGHTS, BLOCKING INTERSECTION AND NOT STOPPING AT STOP LIGHT
- Too much construction and vehicles between Andrews and third, second . the road cannot accommodate all the vehicles that will be a result of those condos being built.
- too many j walkers
- Too much development. Too many people in small area where roads are already overloaded. Please please do not ruin our beautiful city with too many people and cars. The emergency services will suffer. People will die needlessly. We must think beyond the developers. They get their \$\$\$ and we will be paying and paying with taxes to keep our city functioning.
- Tougher licensing. Get the bad drivers off the road
- TRAFFIC LIGHT IS THE NUMBER ONE CAUSE OF BACK UPS OTHER THAN PURE VOLUME AND DRIVERS
- Traffic lights are ridiculously long and very poorly timed and designed which leads to frustration and drivers using their phones. Also, very frustrating is the paucity of blinking turn lights so that one can turn when there is no traffic. It is so foolish that one has to wait for an insanely long light when there is no oncoming traffic!
- TRAFFIC LIGHTS ON E COMM BLVD, WHEN BRIDGE IS UP NEED TO BE AS ORGANIZED AT E ATLANTIC BLVD
- TRAFFIC SIGNAL AND NO PARKING ON LAS OLAS BLVD.
- Travel between 17th street and airport and the port cruise ships
- Traveling south on A1A to Sunrise Blvd. was totally messed up with the new construction. The right turn lane needs to be made much longer. You have to wait through several lights to make a right turn at times, waiting for those who are going straight because now there is only one lane!
- Trimming, unable to see to turn at majority of turns
- TRY ALTERNATING LEFT TURN (E&W) THEN N&S TRAFFIC GOES, THEN E&W TRAFFIC GOES, THEN N&S LEFT TUEN GOES & REPEAT
- Unblock side streets to allow more routes for travel
- Use live traffic cops at busy intersections - Las Olas.
- USE OF MORE CENSORS
- USE PLASTIC POLES TO DISCOURAGE PEOPLE FROM CUTTING ALONG TURN LANES. I-95 AND SUNRISE FOR EXAMPLE. SUNRISE AND NW 1ST ST AS WELL. NOT FAIR!

**Q11. What else (if anything) do you think the City should do to improve traffic flow in Fort Lauderdale that was not covered in Questions 1-10? (cont.)**

- U-turn lanes (no lights). Longer right turn lanes. Longer at Publix or shopping centers.
- we all allowing developments with no vision/plan on how to improve traffic, the light rail systems is a joke. we need infrastructure development to equal commercial development. I am very disappointed in our local government, vision /leadership needed its a sad reality we have mentally ill, homeless vets, drug addicts there isn't an easy answer
- We are seeing more people settle In region, more cars and no improvement In access, same streets, same number of lanes
- We need to come to the realization that more and bigger• is not necessarily better .
- Well-lit roads important. Most street lights are not working in downtown. Unacceptable.
- we've added apartments and condos for 9,000 new residents in downtown without significant improvements in infrastructure. If the developers are paying for impact fees that money should be used to improve the roads; if they're not paying impact fees they should be. The Wave is not the answer.
- What about 441 and Oakland Park?
- Whenever there are special events or busy weekends on A1A need more police presence directing traffic. On 17th Street need to get the lights more coordinated and police presence directing traffic into the port at 17th street bridge as intersection often blocked with people trying to drive into port to get on cruise ships - mush worse on the weekends when lots of cruise ships in town.
- WHY DID YOU OMIT THE SECTION OF DAVIE BLVD FROM I-95 TO SAND AVE STRANGE
- Why should the bridge go up during rush hour? Shouldn't there be a better system? Why should 1 boat disrupt hundreds of cars?!
- WIDEN 15TYH AVE BTWN BROWARD AND LOS OLA TO 2 LANES AND REMOVE THE NEW WINGS ON THE CROSS WALK IMPLEMENT RESIDENT PARKING PERMITS
- Widen Lanes on Broward Blvd. Less lights on Sunrise Blvd From Searstown to Gateway. Less lights on 17th St Causeway
- widen roads
- WORK ON YOUR PROJECTS AT NIGHT WHEN IT'S LESS TRAFFIC ON THE ROAD.



**Q12. Overall, do you think homelessness is a major problem, minor problem, or not a problem in Fort Lauderdale?**

Q12. What do you think of homelessness in Fort

Lauderdale?	Number	Percent
Major problem	533	71.1 %
Minor problem	164	21.9 %
Not a problem	16	2.1 %
Don't know	37	4.9 %
Total	750	100.0 %

**WITHOUT "DON'T KNOW"**

**Q12. Overall, do you think homelessness is a major problem, minor problem, or not a problem in Fort Lauderdale? (without "don't know")**

Q12. What do you think of homelessness in Fort

Lauderdale?	Number	Percent
Major problem	533	74.8 %
Minor problem	164	23.0 %
Not a problem	16	2.2 %
Total	713	100.0 %

**Q13. Please indicate how often you observe homeless people in the following areas of Fort Lauderdale.**

(N=750)

	Almost daily	A few times per week	A few times per month	A few times per year	Seldom or never	Don't know
Q13-1. The neighborhood where you live	48.9%	13.1%	11.6%	6.1%	14.5%	5.7%
Q13-2. Downtown Fort Lauderdale	73.7%	10.0%	4.4%	1.3%	1.5%	9.1%
Q13-3. Beaches in Fort Lauderdale	44.1%	17.1%	9.9%	4.7%	3.9%	20.4%
Q13-4. Parks in Fort Lauderdale	57.9%	13.7%	6.1%	2.9%	3.5%	15.9%
Q13-5. Commercial areas in Fort Lauderdale	48.8%	21.2%	11.7%	3.3%	2.5%	12.4%
Q13-6. Other areas in Fort Lauderdale	42.8%	16.8%	10.8%	2.9%	3.1%	23.6%

**WITHOUT "DON'T KNOW"**

**Q13. Please indicate how often you observe homeless people in the following areas of Fort Lauderdale.  
(without "don't know")**

(N=750)

	Almost daily	A few times per week	A few times per month	A few times per year	Seldom or never
Q13-1. The neighborhood where you live	51.9%	13.9%	12.3%	6.5%	15.4%
Q13-2. Downtown Fort Lauderdale	81.1%	11.0%	4.8%	1.5%	1.6%
Q13-3. Beaches in Fort Lauderdale	55.4%	21.4%	12.4%	5.9%	4.9%
Q13-4. Parks in Fort Lauderdale	68.8%	16.3%	7.3%	3.5%	4.1%
Q13-5. Commercial areas in Fort Lauderdale	55.7%	24.2%	13.4%	3.8%	2.9%
Q13-6. Other areas in Fort Lauderdale	56.0%	22.0%	14.1%	3.8%	4.0%

**Q14. Please rate how supportive you would be of having the City of Fort Lauderdale do each of the following to address homelessness in Fort Lauderdale.**

(N=750)

	Very supportive	Supportive	Somewhat supportive	Not supportive	Not at all supportive	Don't know
Q14-1. Developing new (and/or expanding existing) homeless shelters in Fort Lauderdale	42.7%	25.2%	13.9%	5.1%	6.3%	6.9%
Q14-2. Banning overnight sleeping in public areas without a permit	46.3%	15.6%	11.2%	10.4%	7.7%	8.8%
Q14-3. Increasing enforcement of existing City ordinances which prohibit panhandling in City	57.5%	16.8%	10.3%	5.1%	3.3%	7.1%
Q14-4. Providing grants to non-profit organizations who provide services to homeless in Fort Lauderdale	48.4%	20.5%	14.4%	5.5%	4.0%	7.2%
Q14-5. Designating land for public camping	19.9%	12.5%	13.9%	17.6%	25.6%	10.5%
Q14-6. Providing centralized facilities/ amenities for individual public use (storage lockers, showers, restrooms, etc)	29.6%	19.1%	20.3%	11.3%	11.6%	8.1%
Q14-7. Establishing a Homeless Court (similar to Veterans Court or Drug Court) to provide court mandated treatment or longer-term solutions, only for homeless individuals that are arrested for committing a misdemeanor crime	37.3%	25.9%	15.6%	4.4%	6.3%	10.5%
Q14-8. Using an existing facility in Fort Lauderdale as a day center or transitional facility with homeless support services	38.9%	28.1%	16.3%	4.9%	4.3%	7.5%



**WITHOUT "DON'T KNOW"****Q14. Please rate how supportive you would be of having the City of Fort Lauderdale do each of the following to address homelessness in Fort Lauderdale. (without "don't know")**

(N=750)

	Very supportive	Supportive	Somewhat supportive	Not supportive	Not at all supportive
Q14-1. Developing new (and/or expanding existing) homeless shelters in Fort Lauderdale	45.8%	27.1%	14.9%	5.4%	6.7%
Q14-2. Banning overnight sleeping in public areas without a permit	50.7%	17.1%	12.3%	11.4%	8.5%
Q14-3. Increasing enforcement of existing City ordinances which prohibit panhandling in City	61.8%	18.1%	11.0%	5.5%	3.6%
Q14-4. Providing grants to non-profit organizations who provide services to homeless in Fort Lauderdale	52.2%	22.1%	15.5%	5.9%	4.3%
Q14-5. Designating land for public camping	22.2%	14.0%	15.5%	19.7%	28.6%
Q14-6. Providing centralized facilities/ amenities for individual public use (storage lockers, showers, restrooms, etc)	32.2%	20.8%	22.1%	12.3%	12.6%
Q14-7. Establishing a Homeless Court (similar to Veterans Court or Drug Court) to provide court mandated treatment or longer-term solutions, only for homeless individuals that are arrested for committing a misdemeanor crime	41.7%	28.9%	17.4%	4.9%	7.0%
Q14-8. Using an existing facility in Fort Lauderdale as a day center or transitional facility with homeless support services	42.1%	30.4%	17.6%	5.3%	4.6%

**Q15. Which TWO of the actions listed in Question 14 are you most supportive of the City of Fort Lauderdale pursuing?**

Q15. Top choice	Number	Percent
Developing new (and/or expanding existing) homeless shelters in Fort Lauderdale	199	26.5 %
Banning overnight sleeping in public areas without a permit	114	15.2 %
Increasing enforcement of existing City ordinances which prohibit panhandling in City	141	18.8 %
Providing grants to non-profit organizations who provide services to homeless in Fort Lauderdale	68	9.1 %
Designating land for public camping	25	3.3 %
Providing centralized facilities/amenities for individual public use (storage lockers, showers, restrooms, etc)	29	3.9 %
Establishing a Homeless Court (similar to Veterans Court or Drug Court) to provide court mandated treatment or longer-term solutions, only for homeless individuals that are arrested for committing a misdemeanor crime	40	5.3 %
Using an existing facility in Fort Lauderdale as a day center or transitional facility with homeless support services	62	8.3 %
None chosen	72	9.6 %
Total	750	100.0 %

**Q15. Which TWO of the actions listed in Question 14 are you most supportive of the City of Fort Lauderdale pursuing?**

Q15. 2nd choice	Number	Percent
Developing new (and/or expanding existing) homeless shelters in Fort Lauderdale	52	6.9 %
Banning overnight sleeping in public areas without a permit	79	10.5 %
Increasing enforcement of existing City ordinances which prohibit panhandling in City	135	18.0 %
Providing grants to non-profit organizations who provide services to homeless in Fort Lauderdale	125	16.7 %
Designating land for public camping	25	3.3 %
Providing centralized facilities/amenities for individual public use (storage lockers, showers, restrooms, etc)	74	9.9 %
Establishing a Homeless Court (similar to Veterans Court or Drug Court) to provide court mandated treatment or longer-term solutions, only for homeless individuals that are arrested for committing a misdemeanor crime	80	10.7 %
Using an existing facility in Fort Lauderdale as a day center or transitional facility with homeless support services	95	12.7 %
None chosen	85	11.3 %
Total	750	100.0 %

**SUM OF TOP 2 CHOICES****Q15. Which TWO of the actions listed in Question 14 are you most supportive of the City of Fort Lauderdale pursuing? (top 2)**

<u>Q15. Sum of top 2 choices</u>	<u>Number</u>	<u>Percent</u>
Developing new (and/or expanding existing) homeless shelters in Fort Lauderdale	251	33.5 %
Banning overnight sleeping in public areas without a permit	193	25.7 %
Increasing enforcement of existing City ordinances which prohibit panhandling in City	276	36.8 %
Providing grants to non-profit organizations who provide services to homeless in Fort Lauderdale	193	25.7 %
Designating land for public camping	50	6.7 %
Providing centralized facilities/amenities for individual public use (storage lockers, showers, restrooms, etc)	103	13.7 %
Establishing a Homeless Court (similar to Veterans Court or Drug Court) to provide court mandated treatment or longer-term solutions, only for homeless individuals that are arrested for committing a misdemeanor crime	120	16.0 %
Using an existing facility in Fort Lauderdale as a day center or transitional facility with homeless support services	157	20.9 %
None chosen	72	9.6 %
Total	1415	

**Q16. Which of the following do you think are the biggest concerns associated with homelessness in Fort Lauderdale?**

<u>Q16. Biggest concerns associated with homelessness</u>	<u>Number</u>	<u>Percent</u>
Crime	342	45.6 %
Panhandling/begging	576	76.8 %
Decreased property	293	39.1 %
Negative impact on business	364	48.5 %
Negative impact on tourism	380	50.7 %
Makes neighbors feel uncomfortable in public places (parks, beaches, etc)	506	67.5 %
Other	88	11.7 %
Total	2549	



## **Q16. Other**

<b>Q16. Other</b>	<b>Number</b>	<b>Percent</b>
SAFETY	2	2.3 %
THEY TEAR THE COMMUNITY APART	1	1.1 %
NO JOB PLACEMENT HOMELESS SHELTERS SEEKING		
HEALTH ASSIST	1	1.1 %
THE PUBLIC IS THEIR BATHROOM	1	1.1 %
Homelessness can be a symptom of larger issues	1	1.1 %
INCREASED DRUG AND ALCOHOL USE	1	1.1 %
AT RED LIGHT APPROACHING BARS FOR HAND OUT	1	1.1 %
PEOPLE NOT HAVING HOMES	1	1.1 %
DECREASED QOL	1	1.1 %
DANGER TO THEMSELVES AND OTHERS	1	1.1 %
MENTAL ILLNESS REHABILITATION	1	1.1 %
The homeless using every nook and cranny as their public restroom	1	1.1 %
We cannot walk on the street. We have drug users in our neighborhood	1	1.1 %
Inhumane	1	1.1 %
Sets bad example for our youth	1	1.1 %
SPENDING TAX PAYER MONEY TO POLICE	1	1.1 %
Health hazard to themselves and all residents	1	1.1 %
Smell/drug use Broward & W 7th Ave	1	1.1 %
Lack of resources and intervention	1	1.1 %
Proper care for often mentally ill folks	1	1.1 %
Health concerns/disease control	1	1.1 %
SAFETY FOR MY FAMILY AND THE HOMELESS	1	1.1 %
LACK OF RESOURCES AVAILABLE	1	1.1 %
Focus on the mental health issues related to homelessness	1	1.1 %
trash, carts	1	1.1 %
bad hygiene	1	1.1 %
MY CORNER IS FOR HOMELESS PEOPLE	1	1.1 %
Failure of system	1	1.1 %
Filth and garbage everywhere	1	1.1 %
This is a negative loaded question	1	1.1 %
I feel ashamed to see so many people in need	1	1.1 %
We need more shelters and transitional homes	1	1.1 %
Many of these people have health or psychological issues	1	1.1 %
the ffect on homeless children, school, self-esteem	1	1.1 %
CITIZENS FEELING OF GUILT AND HELPLESSNESS	1	1.1 %
Not giving the people the support that they need	1	1.1 %
The walgreens by my home constantly has drug addicts out front	1	1.1 %
No places for the homeless to go	1	1.1 %
Humanitarian issues	1	1.1 %
TOO MANY HOMELESS INDIVIDUALS NOT BEING TAKEN		
CARE OF	1	1.1 %
Traffic	1	1.1 %
Mental illness	1	1.1 %
Health	1	1.1 %
We don't do something about is because its not politically correct	1	1.1 %
lack of services to ease problems	1	1.1 %
Spread of diseases	1	1.1 %

**Q16. Other**

Q16. Other	Number	Percent
Inability or lack of desire of our system to care for those in need	1	1.1 %
It is heartbreaking. Lack of assistance for these people is disconcerting	1	1.1 %
Homeless not getting or taking care needed	1	1.1 %
The homeless people's safety	1	1.1 %
That the homeless could be your mother, father, sister, brother, friend	1	1.1 %
RENT PRICES	1	1.1 %
WE DO NOT PROVIDE ENOUGH HELP	1	1.1 %
SAFETY AT INTERSECTION	1	1.1 %
trash at sites	1	1.1 %
Sleeping on sidewalks or in front of vacate buildings	1	1.1 %
MENTAL HEALTHCARE NEEDED A LOT	1	1.1 %
REALLY BAD PROBLEM THERE	1	1.1 %
Everything and everywhere	1	1.1 %
They are our brothers and sisters. Mental health	1	1.1 %
PUBLIC URINATION	1	1.1 %
USING BUS STOPS AS OVERNIGHT SLEEPING	1	1.1 %
LESS COMMUNITY PRIDE	1	1.1 %
HOMELESS TRAVELING SOUTH FOR THE WINTER	1	1.1 %
SAFETY WHILE DRIVING BLOCKING TRAFFIC	1	1.1 %
Worry about the actual homeless people not the damn property values	1	1.1 %
They're people! They should be treated like it.	1	1.1 %
It does not seem like the homeless individuals are getting better	1	1.1 %
Unsanitary conditions	1	1.1 %
People have no opportunity to have a living situation and be productive	1	1.1 %
tri rail shuttle/publix	1	1.1 %
Urinating and living in public spaces	1	1.1 %
ANNOYING	1	1.1 %
LIBRARIES	1	1.1 %
PUBLIC HEALTH CONCERNS	1	1.1 %
Health risks from unsanitary conditions and human waste & trash	1	1.1 %
The overall cleanliness of public transportation and areas	1	1.1 %
LOITERING	1	1.1 %
VANDALISM	1	1.1 %
SUPPORTIVE SERVICES	1	1.1 %
LOOKS BAD	1	1.1 %
WW PAY HIGH PROPERTY TAX	1	1.1 %
THEY MUST BE MISERABLE	1	1.1 %
IMPACT ON CHILDREN	1	1.1 %
Not knowing how to help	1	1.1 %
It shows that as a community we are not there to help others	1	1.1 %
<u>Homeless tolerance will breed more homeless</u>	<u>1</u>	<u>1.1 %</u>
Total	88	100.0 %

**Q17. What are your top TWO concerns from the list in Question 16?**

Q17. Top choice	Number	Percent
Crime	172	22.9 %
Panhandling/begging	274	36.5 %
Decreased property	41	5.5 %
Negative impact on business	38	5.1 %
Negative impact on tourism	37	4.9 %
Makes neighbors feel uncomfortable in public places (parks, beaches, etc)	89	11.9 %
Other	32	4.3 %
None chosen	67	8.9 %
Total	750	100.0 %

**Q17. What are your top TWO concerns from the list in Question 16?**

Q17. 2nd choice	Number	Percent
Crime	53	7.1 %
Panhandling/begging	153	20.4 %
Decreased property	53	7.1 %
Negative impact on business	65	8.7 %
Negative impact on tourism	97	12.9 %
Makes neighbors feel uncomfortable in public places (parks, beaches, etc)	210	28.0 %
Other	18	2.4 %
None chosen	101	13.5 %
Total	750	100.0 %

**SUM OF TOP 2 CHOICES****Q17. What are your top TWO concerns from the list in Question 16? (top 2)**

Q17. Sum of top 2 choices	Number	Percent
Crime	225	30.0 %
Panhandling/begging	427	56.9 %
Decreased property	94	12.5 %
Negative impact on business	103	13.7 %
Negative impact on tourism	134	17.9 %
Makes neighbors feel uncomfortable in public places (parks, beaches, etc)	299	39.9 %
Other	50	6.7 %
None chosen	67	8.9 %
Total	1399	



**Q18. The City of Fort Lauderdale currently spends over \$500,000 per-year in tax dollars and another \$1,000,000 in grant dollars to fund initiatives related to homelessness. Knowing this, do you think the City should spend more, about the same, or less than it is currently spending on homelessness?**

Q18. What do you think City should spend on homelessness?	Number	Percent
More	253	33.7 %
About the same	249	33.2 %
Less	92	12.3 %
Don't know	156	20.8 %
Total	750	100.0 %

**WITHOUT "DON'T KNOW"**

**Q18. The City of Fort Lauderdale currently spends over \$500,000 per-year in tax dollars and another \$1,000,000 in grant dollars to fund initiatives related to homelessness. Knowing this, do you think the City should spend more, about the same, or less than it is currently spending on homelessness? (without "don't know")**

Q18. What do you think City should spend on homelessness?	Number	Percent
More	253	42.6 %
About the same	249	41.9 %
Less	92	15.5 %
Total	594	100.0 %

**Q18a. If "MORE" to Question 18: Which of the following would be your preferred method of increasing funding for homelessness initiatives in Fort Lauderdale?**

Q18a. Your preferred method of increasing funding for homelessness initiatives	Number	Percent
Raise City taxes	90	35.6 %
Reduce funding for other City services (such as police, parks, fire, street maintenance, etc.)	33	13.0 %
Other	60	23.7 %
Don't know	70	27.7 %
Total	253	100.0 %

**WITHOUT "DON'T KNOW"**

**Q18a. If "MORE" to Question 18: Which of the following would be your preferred method of increasing funding for homelessness initiatives in Fort Lauderdale? (without "don't know")**

Q18a. Your preferred method of increasing funding for homelessness initiatives	Number	Percent
Raise City taxes	90	49.2 %
Reduce funding for other City services (such as police, parks, fire, street maintenance, etc.)	33	18.0 %
Other	60	32.8 %
Total	183	100.0 %

**Q18a. Other**

<u>Q18a. Other</u>	<u>Number</u>	<u>Percent</u>
Raise gas tax	2	3.5 %
use county funds more efficiently	1	1.8 %
JOINT VENTURE WITH COUNTY AND STATE	1	1.8 %
MORE AGGRESSIVE GRANT ACQUISITION	1	1.8 %
NEED MORE LONG TERM SOLUTIONS TO HELP HOMELESS PEOPLE	1	1.8 %
Fund raising campaign	1	1.8 %
NEW TAX ON GOODS, CIGARETTES, BEER WHATEVER	1	1.8 %
Try to assist and relocate	1	1.8 %
Pensions 50 percent less	1	1.8 %
LOWER WATER BILLS AND USE THAT MONEY	1	1.8 %
get rid of them and tourism will go up	1	1.8 %
public transit, homeless services	1	1.8 %
Audit the way the funds are being spent	1	1.8 %
Utilize abandoned properties as transitional living facilities for 18 months	1	1.8 %
Stop wasting city monies	1	1.8 %
seek grants, work with existing organizations	1	1.8 %
REDUCE SOME OF THE WASTEFUL SPENDING	1	1.8 %
Assess all spending and manage the budget better	1	1.8 %
DONATIONS	1	1.8 %
Only 1.5 million is being spent?	1	1.8 %
Lower pension funding	1	1.8 %
additional taxes on business, additional taxes on developers	1	1.8 %
redistribute federal money or ask for more federal money	1	1.8 %
Truthfully designated the monies to the homeless issues at hand	1	1.8 %
Fund raising	1	1.8 %
Structure the current program to better utilize resources	1	1.8 %
Remove from other programs that are not being implemented	1	1.8 %
tax tourism	1	1.8 %
float a bond to city members	1	1.8 %
Find additional funding through private grants	1	1.8 %
Additional grants	1	1.8 %
Readdressing where funds go and seek best options	1	1.8 %
APPLY FOR FEDERAL GRANTS	1	1.8 %
business and community partnerships	1	1.8 %
state	1	1.8 %
CHARGE ADMISSION OF PUBLIC EVENTS	1	1.8 %
Fee or tax development and housing sales	1	1.8 %
removal of homeless areas	1	1.8 %
REMOVE WASTE MONEY TO THIS	1	1.8 %
increase parking fees	1	1.8 %
DONT BUILD THE WAVE	1	1.8 %
SMALL TOURISM TAX	1	1.8 %
Follow examples of other successful cities	1	1.8 %
OBTAIN ADDITIONAL GRANT FUNDING	1	1.8 %
Manage projects better	1	1.8 %
FUND RAISERS, CHARITY	1	1.8 %
TAKE IT FROM WAVE CAR, WHICH IS NOT NEEDED	1	1.8 %
SALES TAX, HOTEL TAX	1	1.8 %
LESS PROSECUTION & MORE FUNDING FOR TREATMENT	1	1.8 %
Mandatory donations to developers	1	1.8 %



**Q18a. Other**

<u>Q18a. Other</u>	<u>Number</u>	<u>Percent</u>
New developments found	1	1.8 %
CREATING JOB THAT FIT THEIR SKILLS IF ANY	1	1.8 %
APPLY FOR ADDITIONAL GRANT FUNDING	1	1.8 %
I would like to know where the money is going now	1	1.8 %
Tourism tax and more grants	1	1.8 %
<u>Donations and benefits</u>	<u>1</u>	<u>1.8 %</u>
Total	57	100.0 %

**Q19. Have you or a member of your household ever participated in an outdoor feeding program?**

<u>Q19. Have you ever participated in an outdoor feeding program?</u>	<u>Number</u>	<u>Percent</u>
Yes	224	29.9 %
No	526	70.1 %
Total	750	100.0 %

**Q20. Do you or members of your household donate to panhandlers?**

<u>Q20. Do you donate to panhandlers?</u>	<u>Number</u>	<u>Percent</u>
Yes	229	30.5 %
No	521	69.5 %
Total	750	100.0 %

**Q21. Which of the following organizations do you think should have the most responsibility for addressing the issue of homelessness in Fort Lauderdale?**

Q21. What organizations should have most responsibility for addressing homelessness?	Number	Percent
Federal Government	93	12.4 %
State of Florida	123	16.4 %
Broward County	164	21.9 %
City of Fort Lauderdale	244	32.5 %
Non-profit/religious organizations	73	9.7 %
Other	15	2.0 %
Not provided	38	5.1 %
Total	750	100.0 %

**WITHOUT "NOT PROVIDED"**

**Q21. Which of the following organizations do you think should have the most responsibility for addressing the issue of homelessness in Fort Lauderdale? (without "not provided")**

Q21. What organizations should have most responsibility for addressing homelessness?	Number	Percent
Federal Government	93	13.1 %
State of Florida	123	17.3 %
Broward County	164	23.0 %
City of Fort Lauderdale	244	34.3 %
Non-profit/religious organizations	73	10.3 %
Other	15	2.1 %
Total	712	100.0 %

**Q21. Other**

Q21. Other	Number	Percent
CHURCH	1	6.7 %
THE INDIVIDUAL	1	6.7 %
Shared accross the board as it is a community wide issue	1	6.7 %
ALL THE ABOVE	1	6.7 %
JUST HELP YOURSELF	1	6.7 %
Each agency or organization should be actively invested & involved	1	6.7 %
All agencies and residents need to be involved	1	6.7 %
It may take a combined city, county and church effort	1	6.7 %
The police. Lock them up	1	6.7 %
It should be addresses from multiple levels of society	1	6.7 %
Broward County and City should be responsible	1	6.7 %
Private funding	1	6.7 %
Everyone needs to pitch in	1	6.7 %
Some combination of the city and the county	1	6.7 %
EVERYONE!	1	6.7 %
Total	15	100.0 %

**Q22. What else (if anything) do you think the City should do to address homelessness in Fort Lauderdale that was not covered in Questions 12-21?**

- A data base of the homeless, see how many use shelters and how many panhandle.
- A huge portion of our homeless are drug addicts and/or alcoholics, many of them are vets as well. If we had a drug/alcohol court squad who helped get these people into recovery and back on their feet it would make a huge dent in the homeless problem. Providing mental health services is also a huge issue. Most of them have some form of mental illness as well.
- A LOT OF HOMELESS ARE RELATED TO SUBSTANCE ABUSE.
- A lot of the homeless people have mental health issues.. They need to be off the street and into a mental health facility for proper care and meds.
- Active policing.
- Actually care to really eradicate homelessness enough to implement plans and give grants to programs that WORK and stop funneling funds to their friends at the same old supposed non profits, for kickbacks, with zero results or change.
- Actually ENFORCE existing laws!
- Address the root causes.
- Again, I think that the City of Fort Lauderdale should convene a panel of experts or commission a study to determine solutions for the homeless as opposed to asking residents who do not have the background knowledge to develop thoughtful and effective solutions. The study and recommendations should also consider funding options, and should be a priority for action by the city and county governments. Business as usual is not working.
- All homeless people should be given a chance of rehabilitation. Some have mental illness or are veterans. While lots of people collect free money from the government , welfare etc, that money should be used to help homeless people.
- allocate resources to neighborhoods
- Allow feeding and distribution of hygiene materials by churches and other organized groups.
- Allow feeding of the homeless.
- Allow public feeding, create county volunteer groups who want to outreach and bring homeless in for help medically, mentally and work one on one to get back on their feet. Similar to Big Brother/Big Sister.
- area for homeless
- ARREST PUBLIC DRUG USE
- As offering shelters as option also provide rides to the shelters so they can get there
- ASK RELIGIOUS ORGANIZATIONS FOR HELP, ST ANTHONY, BAPTIST, JEWISH COMMUNITY CENTER
- Ban outdoor feedings
- Ban panhandling and instead utilize the homeless in city clean ups and other manual labor for a small pay.
- ban the public feeding in fort Lauderdale south beach park
- BARR HOMELESS FROM STREET, NO BEGGING, NO SOLICITING, NO LABORING
- BE MORE ACTIVE IN ENFORCEMENT
- BE MORE PROACTIVE ON FINDING VOLUNTEERS FOR SERVICES
- BETTER PROGRAMS FOR THE HOMELESS/WORK, MENTAL HEALTH, SHELTERS THAT PROMOTE INTRAGATING INTO THE COMMUNITY
- Better security at central bus terminal and downtown areas.
- Better security at central bus terminal and downtown areas.
- BETTER TRANSIT OF THOSE WHO GET DOWNTOWN IS CLOSE TO THE JAIL THAT IS THE EASIEST PLACE TO GO!



**Q22. What else (if anything) do you think the City should do to address homelessness in Fort Lauderdale that was not covered in Questions 12-21? (cont.)**

- BUDGE MONEY CORRECTLY
- Bus them out
- CITY NEED TO CHALLENGE THE COLLECTION OF HOTEL TAXES ALL GOING TO BROWARD COUNTY..JOIN WITH OTHER CITIES TO CHALLENGE BROWARD WE NEED THAT REVENUE IN FORT LAUDERDALE
- CITY WORK PROGRAMS, MORE HOMELESS SHELTERS
- Contacting family members, job support, someone to listen to their stories.
- COUNSELING
- COUNSELING AS TO FIGURING OUT WHY THEY ARE HOMELESS REHABILITATE A STRUCTURE TO EDUCATE ON HOW TO GET A JOB AND ENCOURAGE THEM TO DO SO
- Create a work-for-housing program. Those who are drug-free can sign up to work for the city by helping keep it clean in exchange for sufficient housing and a small salary. The non-profit organizations can help to connect those who are transitioning with services that will ultimately help them regain control of their lives and regain their independence.
- CREATE AN AREA FOR THEM,BY THE BUS STOP TERMINAL THEY ARE CLOSED AND ABANDONED BUILDINGS.
- CREATE DEVELOP COURSES OR SIMILAR FOR THESE PEOPLE LEARN A JOB PROFESSION AND GIVE THEM WORK OPPORTUNITIES.
- Create firm loitering laws that are enforced vigorously .
- CREATE SAFE PLACES AND AFFORDABLE PLACES TO SLEEP/LIVE GET RID OF PANHANDLERS/CLEAN UP AND PATROL PARKS AT NIGHT
- Decriminalize homelessness. i.e. Don't arrest them for not having a place to stay. I saw police abuse of homeless people. It was very sad.
- Develop a healthy safe clean respectful facility away from major metropolitan area. Move them out. If they want to participate in society set them up with job assistance. If they are mentally or emotionally challenged probably best to keep them at facility.
- Discourage them from not rewarding them for living downtown and arrest them when they violate the law.
- discriminative
- DO A DAILY PICK UP OF HOMELESS PEOPLE AND TAKE TO SHELTER
- DO NOT MAKE FT LAUDERDALE MORE ATTRACTIVE FOR HOMELESS GET THEM PRIVATE SECTOR TO DO
- DONT BRING IN OUTSIDE OR OUT OF STATE HOMELESS OR RECOVERING DRUG ADDICTS HALFWAY HOUSES
- drug mental treatment
- Drug programs
- Drug rehabilitation and treatment centers. Most of the Homeless I see daily (17th and Federal) are Meth heads.
- EDUCATE PROVIDE JOB TRAINING EMPLOYMENT
- EDUCATION CENTER SO THAT THEY CAN LEARN SOME SKILLS FOR A SECOND CHANCE.
- ELIMINATE PANDHANDLING
- Enforce existing laws
- ENFORCE EXISTING LAWS REGARDING SLEEPING OUTSIDE, PROSTITUTION, AND PANHANDLING, ESPECIALLY DOWNTOWN

**Q22. What else (if anything) do you think the City should do to address homelessness in Fort Lauderdale that was not covered in Questions 12-21? (cont.)**

- Enforce getting off street and providing a means of them learning and earning money. I.e.. Assisting in manual labor in projects
- enforce laws
- ENFORCE LAWS ALREADY ON THE BOOKS! SEEMS AS IF LAW ENFORCEMENT GOES FOR THE EASY LAW ABIDING CITIZENS.
- ENFORCE LAWS ON LOITERING AND PAN HANDLERS.
- Enforce laws. Don't allow them to refuse help!
- ENFORCE LOCAL LAWS
- enforce the existing prohibitions and do not make the situation worse by poor site selection for shelters. This is a daily issue at nearly every intersection and contributes considerably to congestion issues as well.
- Enforcement of current laws. Do not allow them to crowd around the public library. Very dangerous for young children.
- Enforcing panhandling laws will remove people from the streets. Requiring them to enter a court ordered rehabilitation program to address physiological issues and workforce training.
- Expand access to mental health services and job training to homeless
- explain distribution of funds to public. raise awareness, reach out more.
- Federal government should do something for the homeless.
- FIGURE IT AS YOU ARE THE CITY
- Find a solution
- Find some type of work for homeless.
- FIND THEM JOBS
- FIND THEM JOBS
- Find ways to make homeless people contribute to their needs and proof of their positions.
- Fine the right non profit ....
- First pass a law for living wages in the City.
- Identify the challenges faced by the homeless and help to bridge those gaps (illness, job loss, divorce, addiction, mental health, etc.)
- The City, County, State of Florida and Nation ought to work collaboratively on the issue of homelessness as it is not isolated, and although each city is unique with its own set of challenges, there are some overarching issues that resonate at each level.
- Innovative, out of the box approaches like running clubs for the homeless help them to take control of their health and personal life. Check out links: <https://www.backonmyfeet.org>;
- <https://www.runnersworld.com/newswire/judge-gives-homeless-addicts-a-second-chance-through-running>;
- <https://nextcity.org/daily/entry/landscaping-jobs-homeless-poverty>;
- Urban farming to train and create incomes: <http://www.resilience.org/stories/2015-01-27/homeless-garden-project-cultivating-community-through-urban-farming/>;
- And more....
- For the most part they don't partake of the current programs
- FT Lauderdale should be a premier destination for tourists. NOT HOMELESS BUMS!!! Harass the hell out of them; eventually the word will get out and they'll go elsewhere.
- Gathering organizations, churches that are involved in this issue and truly discuss what Broward County can do to work together.
- I see Fort Lauderdale having the ability to lead the way of you haven't already. I see many great things you guys are doing.

**Q22. What else (if anything) do you think the City should do to address homelessness in Fort Lauderdale that was not covered in Questions 12-21? (cont.)**

- Get all the homeless out of downtown (Library)
- Get rid of the greyhound station.
- GET THE COUNTY ON BOARD
- Get them mental healthcare
- Get them mental healthcare
- GIVE APPROVES BUSINESS/ORGANIZATIONS AUTHORIZATIONS TO FEED THE HOMELES
- Go out and talk to the homeless. I find a lot of them do not want to follow the rules in these homeless shelters and too much drugs and alcohol.
- Have a free barber and beauty to groom their hair, a place to shower and change clothes.
- HAVE FACILITIES WHERE MORE HOMELESS CAN SLEEP EAT TAKE A BATH AND GET MEDICAL HELP.
- HEALTH/MEDIAL SERVICES TO HELP WITH THE UNMEDICATED HOMELESS POPULATION
- Help spread the word to the homeless about the programs available.
- Help them break the cycle of homelessness with common sense solutions!
- Help them by getting counselors involved and helping them look for jobs and places to live. Stop the panhandling . Low income housing.
- HELP THEM GET WORK AND A WAY TO GET FOOD.
- Hire more Ft. Lauderdale police to enforce city laws
- HOMELESS IS OFTEN RELATED TO MENTAL ILLNESS, DRUG ADDICTION INCREASING FREE ACCESS TO REHABILITATION SERVICES COULD ASSIST THE ROOT CAUSED OF HOMELESSNESS
- homeless need a place to shower and clean their clothes
- HOMELESS NEWSPAPER HAS THE RIGHT IDEA OF HELPING THEM CLEAN UP AND GET JOBS. OTHER PROBLEMS IS VERY DIFFICULT TO GET INTO HOUSING DUE TO STIFF CREDIT SCORES THIS HAS CAUSE `MORE TO BECOME HOMELESS
- HOMELESS PEOPLE NEED A PLACE TO LIVE BUT NOT IN RESIDENTIAL AREAS
- HOMELESS PERSONS NEED SPECIAL FACILITIES TO LIVE IN
- Homelessness and panhandling are 2 separate issues.
- The City needs to crack down on panhandling by making it illegal. Many of the individuals who are doing it are clean-shaven and dressed fairly well. Most of whom are also collecting welfare, food stamps, and getting Section 8 housing. They panhandle for extra income because they know they can get away with it. But all it's doing is creating chaos in the streets and bringing down our beautiful neighborhoods!
- Homelessness is a national problem and needs to be dealt with as a national priority.
- Housing, rehab, and outreach for jog training
- HOW ARE WE SPENDING THE 1.5 MILLION DOLLARS? POSSIBLE PSYCHIATRIC TREATMENT/DRUG ISSUES NEED TO BE ADDRESSED
- I think we don't need to give things for free, I think homeless should work and also the should go to programs to get better. If we continue giving everything easy the homeless issue is going to grow. If we create a program that provide jobs to homeless and rehabilitation for this homeless to get better we are going to fix the problem for good.



**Q22. What else (if anything) do you think the City should do to address homelessness in Fort Lauderdale that was not covered in Questions 12-21? (cont.)**

- I am extremely shocked to know that the City of Ft. Lauderdale currently spends over \$500,000 per-year in tax dollars and another \$1,000,000 to fund initiative towards homelessness. To be honest I don't see where the money is going. Are these dollars truly being allocated towards initiative for homelessness? Besides Salvation Army, Covenant House, and the agency off powerline in sunrise I know no other places that is working to help the homeless in need.
- I believe homelessness will always be with us
- I believe that they will move around to where conditions are best. Look to the city of San Diego. Back in the 90's (I think) they made conditions so nice they drew in homeless from all over California.
- I DON'T FEEL COMFORTABLE WALKING AROUND FT LAUDERDALE. THERE ARE SO MANY HOMELESS PEOPLE WHO CONGREGATE DOWNTOWN AND ARE USUALLY HIGH OR CAN BE SEEN DOING DRUGS
- I don't know but it is a problem.
- I don't know but they're everywhere in Fort Lauderdale and I don't know what the solution is.
- I like the idea of having a place to allow the homeless to shower and a place to store things. Thought the place in Tampa, an open air pavilion type building for sleeping with showers, etc. was a great idea!
- I SAW ON TV ONE STATE TOOK A PARCEL OF LAND AND BUILT TINY HOMES FOR HOMELESS VETERANS IF PROPERLY RUN AND MAINTAINED IT WOULD SOLVE A MULTITUDE OF PROBLEMS FOR THE CITY AND THE HOMELESS
- I think homeless individuals could be offered incentives for getting a job and keeping it (since many do not want to work). Incentives could vary and would offer them a sense of pride and citizenship.
- I think that needs for some programs in which homeless people can get their independence through employment, education for valued lives and coming clean from substance abuse.
- I was hungry, did you feed me? Matthew 25
- I WISH I HAD A SOLUTION
- I WISH I KNEW
- I wish panhandling was made illegal because I believe homeless people flock here because it's allowed.
- I would like to know where do all the tax payers funds go that's already contributes to the homeless situation now? You should send each & every resident of Fort Lauderdale a brake down of those contributions so we can make a proper decision on this subject. Thank you
- I've seen the same homeless people in the same places for the 10 years I've lived here. I just don't think the City cares one way or another. They are more interested in catering to big business and corporations building and building for tax dollars. Where that money goes, nobody knows.
- If they are not paying taxes, they shouldn't get to stay in the city. Just like immigrants.
- IF YOU BUILD IT THEY WILL COME, DO NOT SPEND TAXPAYERS MONEY ON SHELTERS/FACILITIES, IT WILL ONLY ATTRACT MORE HOMELESS
- I'M NOT A HOMELESS EXPERT. NEITHER ARE 99% OF THE PEOPLE.
- Implement and develop better mental health services, treatment and enforcement of laws. Have a SAFE place for them to be night and day, job training.
- IMPROVE POORER AREAS OF THE CITY PRIMARILY SISTRUNK CORRIDOR, MORE STRINGENT REGUALTION ON TENET CITIES
- INCREASE EDUCATION INCENTIVES AND DECREASE FOOD AND SHELTER.
- Increase enforcement of bans.
- INCREASE HOTEL TAX TO HELP PAY FOR ADDITIONAL SERVICES/ENTERTAINMENT RELATED TO HOMELESS

**Q22. What else (if anything) do you think the City should do to address homelessness in Fort Lauderdale that was not covered in Questions 12-21? (cont.)**

- Increase the salaries of working people because for most the cost of living increases annually and we are working jobs that don't provide raises... There are too many properties established that provide low income, now its over crowded.
- Increased housing opportunity and grants to low income housing, educational and vocational opportunities to assist homeless with becoming productive, increased women's shelters and homeless shelters, as well as opportunities for those that have felonies for housing and vocational options
- INFLUENCE THE RULES & REGULATIONS SET BY THE CITY OF FT LAUDERDALE & BROWARD COUNTY
- JUST MOVE AREA IN WHICH THEY FEED THE HOMELESS BY THE LIBRARY TO ANOTHER LOCATION NOT RIGHT DOWNTOWN.
- keep the children in mind what ever you do.
- Keep the homeless out as other counties in Florida do.
- Keep them off the beach and bus stops.
- Loitering should not be tolerated. Provide toilets. Drug rehabilitation.
- LOOK HOW OTHER CITIES ACROSS THE COUNTRY AND WORLD ADDRESS HOMELESS AND FUND OUT HOW TO IMPLEMENT IT HERE
- Make it as undesirable as possible for the homeless population by enforcing laws, increasing police presence, not allowing panhandling. And don't allow them to take over and live in public parks!
- Make panhandling at major intersections illegal.
- MAKE RENT MORE AFFORDABLE
- MAKE SHELTERS SAFE PROVIDE EDUCATIONAL SERVICES
- Make sure existing funding is being used optimally and with adequate accountability and increase it only if there is adequate overseeing to show effectiveness.
- MAKE THE HOMELESS OBEY THE RULES AS ORDINARY CITIZENS AND TOURIST DO
- MAKE THEM WORK OR GET IN SOME KIND OF PROGRAM
- MANY OF THE HOMELESS NEED MEDICAL SUPPORT, I WOULD LIKE TO SEE FORT LAUDERDALE WORK WITH ORGANIZATIONS TO MAKE PROGRESS ON THIS CONCERN.
- MANY ORGANIZATION THAT ARE AVAILABLE FOR MANY OF THE HOMELESS HOWEVER MANY DO NOT WANT TO ADHEAR TO RULES SUCH AS DRUG AND ALCOHOL TESTING
- MAYBE HAVE RESIDENTS IN FORT LAUDERDALE TAKE IN A HOMELESS PERSON.
- MEDICARE, PSYCHOLOGICAL TREATMENT
- MENTAL HEALTH AND AS MANY ASSISTING PROGRAMS WHEN IT IS NOT MENTAL HEALTH
- Mental health and substance abuse support.
- MENTAL HEALTH CARE
- More and better services for people with mental health and substance abuse issues.
- MORE ACCESSIBLE DRUG REHAB FACILITIES
- More actively pursue free one-way ticket to home area/relatives/places with labor shortages.
- More government money isn't the answer. Churches and non-profits need to step up their game on this 100% as they did back before the burden of such social issues became the taxpayers via the bureaucratic solution, which is an obvious failure.
- More housing.
- MORE LAW ENFORCEMENT IF CURRENT LAWS

**Q22. What else (if anything) do you think the City should do to address homelessness in Fort Lauderdale that was not covered in Questions 12-21? (cont.)**

- MORE LONG TERM SOLUTIONS MANDATORY HEALTH AND MENTAL HEALTH CARE EDUCATION JOB AVAILABILITY TRANSITIONAL HOUSING
- More mental health provided To individuals they are human beings
- MORE MONETARY RESOURCES. MORE SHELTERS MORE LOCAL AND STATE SUPPORT. STOP TURNING A BLIND EYE.
- MORE MONITORING
- More shelters for women / children! Solicit volunteers . As a matter of fact I am cooking for homeless right now as part of Beds around the Altar.
- Facilitated by Hope South Florida
- I am at All Saints Church in Las Olas whom have a very active community that help homeless in our county.
- MOST ARE ON DRUGS OR ALCOHOL ENFORCE EXISTING LAWS, ENTER TREATMENT PROGRAMS
- MOST HOMELESS WANT TO BE HOMELESS AND DO NOT WANT OT TRY TO FIT IN SO TOUGHER LAWS
- Most suffer mental health issues and some are frauds. Help those in need and fine the fakes.
- NEED PLACE TO LEASE
- Need police to enforce more when problems with homeless
- NEED TO MOVE THEM OUT WEST,FAR WEST BUILD A HOMELESS SHELTER IN THE EVERGLADES ASAP MOVE THEM ALL THERE.
- No homeless on the streets.
- Enforced Curfews.
- No public sleeping or using property as their public restroom, ever.
- Either that or ship them back out of state where they came from..
- NO IDEA I FEEL BAD FOR CITY COPS DEALING WITH THE ISSUE ON-GOING.
- No public feeding unless its in a shelter that offers showers, restrooms, somewhere where people can seek help, financial, mental or otherwise.
- Nobody is doing anything to deal with the homeless. Have you been to the library, bus station, I95 or the parks? You have failed the citizens of Fort Lauderdale.
- Non-profit support to include religious organization.
- Offer treatment options, educational programs and job placement opportunities.
- Our Current Mayor has taken a lot of negative press about how he handles the homeless. The Press has given the homeless rights that they do not deserve they beg, steal and many have metal health issues that they do not want to deal with. Besides other cities send them here. Take a ride into Palm beach east of Dixie NO HOMELESS WHY ????
- You have to get all non profit organizations together including Henderson Mental health and form a plan then it has to be present to the city. So the police can have a plan of action I own a business in FTL I have homeless people doing so many illegal crimes and the police cant do anything The Homeless have more rights than me in Fort Lauderdale and I'm paying for it.



**Q22. What else (if anything) do you think the City should do to address homelessness in Fort Lauderdale that was not covered in Questions 12-21? (cont.)**

- Over the years I have noticed an exponential increase in the homeless at the malls, bus stops and on the corner of busy intersections panhandling. House undergoing renovations on the barrier island was broken into by two homeless individuals and stayed overnight. The police dept. only charged them with a misdemeanor of trespass (why?) Apparently, nothing came of the charge and I have since noticed the offender has been charged with possessing an concealed firearm. Does the offender have to hurt someone before something is done? On another occasion, while we were outside working on our house, homeless walked in house and stole cellular phone. He was apprehended. Thanks to the idiotic decisions of the fort Lauderdale city commission and mayor (all of whom I do not believe on the barrier island at my location) the planting of the sea grape trees on a1a are havens for the homeless to migrate (which is near my residence). The residents are having to tolerate the traffic nightmares, homeless problems and increasing crime rate.
- panhandling should be banned
- Personal development and training programs to empower the homeless back to a productive life.
- Police should treat them with respect. They are human
- Programs that provide long term solutions like mental health care!
- Programs to get homeless off the street and into jobs and affordable housing.
- PROVIDE ACCESSIBLE MEDICAL/HEALTH CLINICS THROUGHOUT THE COUNTY,CLOSE TO PUBLIC TRANSPORT,RESTROOM/SHOWER ARES,/HOUSING FACILITY.
- THESE CLINICS SHOULD HAVE SOCIAL WORKER/WELFARE WORKER ON STAFF WHO HAVE THE OPPORTUNITY TO COUNSEL THE CLIENTS.... ON AVAILABLE RESOURCES INCLUDING EDUCATIONAL OPPORTUNITIES.
- Provide city programs that allow homeless to reenter the workforce and become independent for housing.
- PROVIDE FOOD SERVICE AS NEAR AS POSSIBLE TO I-95 TO GE THEM AWAY FROM TOWN AND BEACH
- PROVIDE HEALTH CARE
- Provide housing for homeless who qualify after special education to return to work force. Provide jobs and income.
- Provide housing, camping, tent city or something more creative, like converting abandoned properties. But be careful. It will encourage more homeless to come to the area at taxpayers expense.
- PROVIDE JOBS SUCH AS PRESSURE WASHING THAT WOULD BENEFIT THE CITY. HELP GIVE THE HOMELESS A PURPOSE SENSE OF PRIDE.
- Provide mental health resources.
- Provide more information on services available to veterans and the mentally ill, and providing assistance and transportation for those who need this kind of help and don't have family support.
- Provide more places or programs that homeless can go without chasing a white van around and get sent to Hollywood or pompano with a one way ticket.
- PROVIDE MORE SUPPORT
- PROVIDE RESOURCES SUCH AS TRADE SCHOOL AND LIMITED HOUSING, A MULTI STEP PROGRAM THAT WILL LEAD TO INDEPENDENCE
- Provide social services where the homeless are. They fill our libraries and our busses. Make social work more social and mobile. Many have access to computers - a website with actual resources would be good. Offer jobs that pay enough to feed and house people - Jobs that pay more than pan handling. Provide free mental health care. Some of them simply can't be comfortable inside/with people and their street family is their safety net.

**Q22. What else (if anything) do you think the City should do to address homelessness in Fort Lauderdale that was not covered in Questions 12-21? (cont.)**

- Provide transportation to homeless shelters, give them bikes.
- PROVIDING TRANSPORTATION VOUCHES TO TRANSPORT HOMELESS FROM DOWNTOWN TO SHELTER. SUBSTANCE ABUSE HELP
- put them to work fixing infrastructure of cities, assisting with hurricane clean up, as day laborers and provide with 2 meals and sleeping sanitation/washing facilities
- Put them to work within the city. Relocate the homeless when released from jail.
- RECOGNIZE THAT MAJORITY OF HOMELESS HAVE MENTAL HEALTH ISSUES.
- Recreate tent city with services which used to exist in downtown Ft. Lauderdale, where individuals who are non-compliant with structured programs can live.
- Rehabilitation programs
- REINSTATE PROGRAMS TO PURCHASE TRANSPORTATION ONTO REUNITE AS MANY AS POSSIBLE WITH THEIR FAMILIES
- Remain firm. Homeless should not own access to our beaches parks and libraries making other citizen uncomfortable.
- Remember they are people. We have so many empty buildings that could house them. Why can't this be done to house people, put the buildings to good use.
- Remove homeless from bus stop benches
- REMOVE HOMELESS FROM STREETS, ESTABLISH LIVING QUARTERS FOR HOMELESS.
- RENTAL PRICES THE HOUSING MARKET IS TOO EXPENSIVE FOR MINIMUM WAGE.
- RESEARCH OTHER US CITIES PROGRAMS TO ELIMINATE OR REDUCE HOMELESS IN COMMUNITIES SUCCESS RATE
- Restating using existing funds to provide grants to nonprofits who are better equipped and establish the homeless court.
- Send them back North.
- Ship them back home. Stop being a haven for homeless/drug addicts/sex offenders from the entire country. Why would they ever want to leave with the handouts they get/and how comfortable we make them?
- Stop attracting them to our city with comforts and assistance (leave it to the private sector).
- STOP CATERING TO THEM AND THEY WILL STOP COMING HERE
- Stop feeding them. Stop helping them. The more you feed them, the more they come here, then other cities. Enforce law. No public intoxication, no panhandling, no public urination.
- Stop ignoring the homeless, treat them like humans and help them get back on their feet. There are several states and cities who have had success with lessening homelessness and lots of the expenses, especially medical, by actually caring for people - i.e. giving them a home to live in and other support services. If we are going to spend the money on
- emergency healthcare anyway it seems the most important care we can give is a roof over their head which would be cheaper than paying for all the other services needed if they are living on the street.
- Stop panhandling it only increases in attract more people just look at some of the other cities the Don't Allow it and you'll have the answer to that helps all of us
- STOP THE HOMELESS FROM BEGGING AT TRAFFIC LIGHTS; MAKE IT A LAW AND ARREST
- Stop them from getting into traffic, causing people to have to stop for them holding up traffic and having to worry about them getting hit.
- Stop wasting money on programs that CLEARLY do not work.
- SUBSTANCE ABUSE PROGRAMS FOR THE HOMELESS. MENTAL HEALTH TREATMENT FOR THE HOMELESS.

**Q22. What else (if anything) do you think the City should do to address homelessness in Fort Lauderdale that was not covered in Questions 12-21? (cont.)**

- Support non-profit agencies that shelter and feed homeless. Stronger police presence to discourage crime and panhandling.
- Support Salvation Army
- SURVEY WHERE THE MOST HOMELESSNESS IS OCCURING, USE FUNDS TO GET A CENTRAL LOCATION, SETUP A CAMPLIKE AREA, WITH AMENITIES THAT ARE NEEDED FOR THE HOMELESS: A DESIGNATED AREA FOR THE HOMELESS.
- Take them off the streets, and work with them to be able to make them productive members of society
- TALK TO HOMELESS PEOPLE TO ACCESS THEIR NEEDS, THEN ADDRESS THOSE NEEDS BASED ON #14 ON THIS SURVEY
- TALKED TO 2 HOMELESS INDIVIDUALS, TEMPORARY AND PERMANENTLY HOMELESS HAVE THEM TELL US THEY NEED TO LIVE THEIR BEST LIVES, ENLIST THEM AS ONGOING ADVISORS AND SUBJECTS
- TAX THE BUILDERS OF ALL THEIR CONDOS DUMPING PEOPLE ON OUR CITY AND GETTING RICH.
- TEACH STAFF TO STOP BEING SO MEAN TO PEOPLE WHO ARE HOMELESS.
- TEACH THEM TO FISH NOT FEED THEM, HELP THEM TO FIND A JOB USE HOMELESS PEOPLE TO HELP IN CITY SERVICES, CLEAN THE CITY WATCH FOR A CRIME COOPERATE
- The (recently renovated) main library has become a no go zone for residents. The area next to the library is a filthy mess with campsites and dangerous looking people . There has been a failure of leadership in letting this happen .
- The city needs to confront the homeless and stop covering everything up like the elected officials do across this country. There's many homeless people that are mentally ill and you guys want do anything about it until a tragedy occurs I'm calling all elected officials to address this problem but I know what you ladies and gentlemen is going to do please don't ignore these people.
- THE CITY OF FT LAUDERDALE SHOULD HELP THE HOMELESS GET BACK IN TRACK AND ON THEIR FEET WITH EDUCATION AND OPPORTUNITY PROGRAMS. HIDING THE PROBLEM DOESN'T FIX IT
- THE CITY SHOULD ADDRESS THE ROOT CAUSES OF HOMELESSNESS: DRUG/ALCOHOL ADDICTION AND OFFER MORE EFFECTIVE TREATMENT PROGRAMS
- The city should be much less accommodating it is breeding a problem that will become impossible to control.
- The city should essentially promote healthy living and care for these individuals, as well as making it a priority that these individuals receive the grants that they are entitled to. Also, the city should not focus on the negative aspects of these individuals by rather extends more helping hands to see a change.
- The former Building Department , located on Andrews Ave by the Bus station, is empty for years. The Building very badly maintained and an eyesore for the city.
- Will be nice if you can repurpose the structure.
- THE USE OF EXISTING EMPTY BLDGS FOR USE AS CENTERS OR SHELTERS
- There has to be a way to create a right to work for all people that are homeless. If you can't work then they need to be court ordered to a state or county facility to get treatment.
- THERE SEEMS BE A TOTAL LACK OF ENFORCEMENT OF THE LAWS REGARDING HOMELESS I ASSUME ITS BECAUSE THEY GO JUST BACK OUT THE NEXT DAY, SO ARRESTS IS USELESS, MOST NEED MENTAL HEALTH AND ADDICTION HELP, PLEASE ACE PROGRAM IN NYC



**Q22. What else (if anything) do you think the City should do to address homelessness in Fort Lauderdale that was not covered in Questions 12-21? (cont.)**

- THEY NEED MENTAL AND DRUG HELP TO GET OFF STREETS THAT WILL BE DIFFICULT SINCE THEY DON'T WANT IT
- THEY NEED SAFE SHOWERS AND TOILETS MAINTAINED BY SECURITY OR POLICE WHERE THEY CAN CLEAN AND MAINTAIN THEMSELVES.
- THEY NEED TO GET SOME COUNSELING. IM SURE SOME OF THOSE PEOPLE GET CHECKS. GET MORE AFFORDABLE HOUSING, THE WAIT LIST IS SO LONG IT DONT MAKE SENSE. WE BUILD ALL THESE HIGH RISES FOR THE RICH BUT NOTHING FOR THE POOR. WE NEED TO BETTER MANAGE TAX PAYERS MONEY. YOU HAVE A LOT OF ELDERLY ON FIXED INCOME THAT COULD END UP HOMELESS BECAUSE WE CANT AFFORD HOUSING.
- They ruined the riverfront and are ruining Esplanade Park!! People are afraid to venture into these areas because of them.
- They should be controlled by police. They invade us at Publix at traffic lights and exiting stores. Makes you feel unsafe
- They shouldn't be begging in places like parks and/or places where kids are. They sleep in children's playgrounds and it's uncomfortable for both parents and children.
- They should provide transportation and flyers with info to the panhandlers and homeless around Advising where they can get food, clothing and a bed to sleep. We should have special programs for women and children. As far as I know there are only one or two places they can get assistance from in Broward.
- This is not a crime but homeless people need to be routed from public parks and residential areas. I cannot walk my dog in the park but homeless people can publicly urinate, defecate and trash public areas.
- This must be addressed and paid for by the county. The courthouse(s), jail, and hospital are for the county and greatly contribute to the problem.
- THIS TOWN LOOKS LIKE CALCUTTA.
- To create trade work/ education and treatment facilities.
- Try to get them help to transition to work and affordable housing.
- TRY TO HELP THEM NOT TO BE HOMELESS
- TURN HEALTHCARE INTO RESOURCE FOR THE HOMELESS.
- Turn the vacant school on Andrews Ave into a shelter
- USE EXISTING BUILDINGS TO HOUSE VETERANS. PUT MENTALLY ILL BACK INTO HOSPITALS.
- Very Difficult to solve. Homeless needs are abundant in FT.L. Tough decisions to be made by the city.
- I give my church money to help the homeless. I am cognizant that under adverse conditions any of us could face severe decisions and possibly become homeless.
- Walking through stopped cars at stop lights is dangerous.
- We live on Fort Lauderdale Beach at A1A and Las Olas and feel we are at ground zero for the homeless issue. They are constantly roaming the beach looking for easy things to steal; you can't leave anything lying around or it will be gone. In addition there are several that are known trouble makers and when drinking can get very aggressive. The younger ones also walk around in a pack and can make it uncomfortable just walking down the street. Some of the old ones sit around under the shade trees by the sidewalk and will heckle suggestive and disparaging comments to anyone that walks by. Some will ask everyone that walks by for money and can be quite forward and will follow you when you say no. It is well known that Fort Lauderdale Beach is perceived as a welcoming place for the homeless and easy pickings for them to commit crimes to maintain their income stream to buy their drugs and alcohol.

**Q22. What else (if anything) do you think the City should do to address homelessness in Fort Lauderdale that was not covered in Questions 12-21? (cont.)**

- Where are those funds applied? The allocated funds are not addressing the homeless problem. Spend some of those funds to Educate the community on what programs are available. When a homeless person walks into my office, which they do at least once a week, it would better if we could lead them in a direction that may help them. Arresting them doesn't help.
- work with non profits
- Would like to see use of the fold County stockade for homeless services.
- Zero tolerance policy. There are no homeless wandering around Boca Raton or Naples. It is a very negative situation for the city.

**Q23. Do you currently have school age children (grades K-12) living at home?**

Q23. Do you currently have school age children (grades K-12) living at home?	Number	Percent
Yes	260	28.1 %
No	665	71.9 %
Total	925	100.0 %

**Q23a. (If YES to Question 23) For your school age children, is their school located in Fort Lauderdale?**

Q23a. Is your school age children's school located in Fort Lauderdale?	Number	Percent
Yes	214	82.3 %
No	41	15.8 %
Not provided	5	1.9 %
Total	260	100.0 %

**WITHOUT "NOT PROVIDED"**

**Q23a. (If YES to Question 23) For your school age children, is their school located in Fort Lauderdale? (without "not provided")**

Q23a. Is your school age children's school located in Fort Lauderdale?	Number	Percent
Yes	214	83.9 %
No	41	16.1 %
Total	255	100.0 %

**Q23b. (If YES to Question 23) For your school age children, what type(s) of school do they attend?**

Q23b. What type(s) of school do your school age children attend?	Number	Percent
Public school	159	61.2 %
Private or parochial school	95	36.5 %
Charter school	18	6.9 %
Other	1	0.4 %
Total	273	

**Q23b. Other**

Q23b. Other	Number	Percent
Online	1	100.0 %
Total	1	100.0 %



**Q23c. What has influenced your decision not to send your children to public school?**

Q23c. What has influenced your decision not to send your school age children to public school?	Number	Percent
Family tradition	20	19.8 %
Availability of academic curriculum	17	16.8 %
Quality of academic curriculum	66	65.3 %
Availability of extracurricular programs (sports, clubs, music, etc)	14	13.9 %
Quality of extracurricular programs (sports, clubs, music, etc)	17	16.8 %
Other	13	12.9 %
Total	147	

**Q23c. Other**

Q23c. Other	Number	Percent
Safety at school	2	12.5 %
safety	2	12.5 %
Poor conditions to buildings and lack of community atmosphere	1	6.3 %
The middle school dilemma	1	6.3 %
Too many minorities	1	6.3 %
Faith	1	6.3 %
Teacher selection and class sizes per teacher	1	6.3 %
My sons special needs	1	6.3 %
People not from my area	1	6.3 %
Religious reasons	1	6.3 %
Not safe	1	6.3 %
Not being able to attend the choice school	1	6.3 %
Staff members of Charter versus Public is remarkably different	1	6.3 %
Faculty, student peers	1	6.3 %
Total	16	100.0 %

**Q23d. For your school age children, in what levels of school are they currently enrolled?**

Q23d. In what levels of school are your school age children enrolled?	Number	Percent
Elementary school (K-5)	146	56.2 %
Middle school (6-8)	75	28.8 %
High school (9-12)	88	33.8 %
Total	309	

**Q23e. If your school age children attend public schools, do they attend their assigned school?**

Q23e. Do your school age children attend their assigned schools?	Number	Percent
Yes, they attend their assigned school	96	60.4 %
No, they attend an alternate school	59	37.1 %
Not provided	4	2.5 %
Total	159	100.0 %

**WITHOUT "NOT PROVIDED"**

**Q23e. If your school age children attend public schools, do they attend their assigned school? (without "not provided")**

Q23e. Do your school age children attend their assigned schools?	Number	Percent
Yes, they attend their assigned school	96	61.9 %
No, they attend an alternate school	59	38.1 %
Total	155	100.0 %

**Q24. Please rate the quality of the public schools in Fort Lauderdale.**

(N=925)

	Excellent	Good	Average	Below average	Poor	Don't know
Q24-1. Elementary school (K-5)	6.1%	14.9%	17.0%	11.5%	9.2%	41.4%
Q24-2. Middle school (6-8)	2.2%	8.6%	16.5%	16.6%	12.4%	43.6%
Q24-3. High school (9-12)	3.1%	8.5%	16.4%	14.7%	14.5%	42.7%

**WITHOUT "DON'T KNOW"**

**Q24. Please rate the quality of the public schools in Fort Lauderdale. (without "don't know")**

(N=925)

	Excellent	Good	Average	Below average	Poor
Q24-1. Elementary school (K-5)	10.3%	25.5%	29.0%	19.6%	15.7%
Q24-2. Middle school (6-8)	3.8%	15.3%	29.3%	29.5%	22.0%
Q24-3. High school (9-12)	5.5%	14.9%	28.7%	25.7%	25.3%

**Q25a. Please indicate your level of agreement with the following statements about public schools in Fort Lauderdale. (Elementary schools)**

(N=925)

	Strongly agree	Agree	Neither agree or disagree	Disagree	Strongly disagree	Don't know
Q25a-1. Facilities at public schools in Fort Lauderdale are in good condition	4.5%	14.5%	15.1%	11.1%	5.4%	49.3%
Q25a-2. Public schools in Fort Lauderdale have high quality teachers	4.9%	11.9%	17.3%	10.8%	5.5%	49.6%
Q25a-3. Public schools in Fort Lauderdale offer high quality academic curriculum choices	3.8%	10.3%	14.8%	12.8%	6.2%	52.2%
Q25a-4. Children are safe from bullying at public schools in Fort Lauderdale	3.2%	6.3%	12.4%	17.8%	12.6%	47.6%
Q25a-5. Crime is not a problem at public schools in Fort Lauderdale	2.6%	7.7%	13.1%	17.8%	12.2%	46.6%
Q25a-6. Public schools in Fort Lauderdale are equipped to support children with physical & learning disabilities	4.8%	15.0%	11.2%	8.8%	6.1%	54.2%
Q25a-7. Teacher to student ratio is good at public schools in Fort Lauderdale	2.8%	6.7%	13.7%	15.5%	7.9%	53.4%
Q25a-8. Public schools in Fort Lauderdale have good sports programs	3.0%	11.0%	16.9%	8.0%	5.6%	55.5%
Q25a-9. Public schools in Fort Lauderdale have good extracurricular (non-sports) programs (band, debate, art, science, etc.)	2.4%	11.4%	14.1%	10.7%	5.3%	56.2%



**WITHOUT "DON'T KNOW"****Q25a. Please indicate your level of agreement with the following statements about public schools in Fort Lauderdale. (Elementary schools) (without "don't know")**

(N=925)

	Strongly agree	Agree	Neither agree or disagree	Disagree	Strongly disagree
Q25a-1. Facilities at public schools in Fort Lauderdale are in good condition	9.0%	28.6%	29.9%	22.0%	10.7%
Q25a-2. Public schools in Fort Lauderdale have high quality teachers	9.7%	23.6%	34.3%	21.5%	10.9%
Q25a-3. Public schools in Fort Lauderdale offer high quality academic curriculum choices	7.9%	21.5%	31.0%	26.7%	12.9%
Q25a-4. Children are safe from bullying at public schools in Fort Lauderdale	6.2%	12.0%	23.7%	34.0%	24.1%
Q25a-5. Crime is not a problem at public schools in Fort Lauderdale	4.9%	14.4%	24.5%	33.4%	22.9%
Q25a-6. Public schools in Fort Lauderdale are equipped to support children with physical & learning disabilities	10.4%	32.8%	24.5%	19.1%	13.2%
Q25a-7. Teacher to student ratio is good at public schools in Fort Lauderdale	6.0%	14.4%	29.5%	33.2%	16.9%
Q25a-8. Public schools in Fort Lauderdale have good sports programs	6.8%	24.8%	37.9%	18.0%	12.6%
Q25a-9. Public schools in Fort Lauderdale have good extracurricular (non-sports) programs (band, debate, art, science, etc.)	5.4%	25.9%	32.1%	24.4%	12.1%

**Q25b. Please indicate your level of agreement with the following statements about public schools in Fort Lauderdale. (Middle schools)**

(N=925)

	Strongly agree	Agree	Neither agree or disagree	Disagree	Strongly disagree	Don't know
Q25b-1. Facilities at public schools in Fort Lauderdale are in good condition	3.2%	9.2%	15.7%	11.4%	6.2%	54.4%
Q25b-2. Public schools in Fort Lauderdale have high quality teachers	3.7%	8.5%	16.8%	11.1%	6.4%	53.5%
Q25b-3. Public schools in Fort Lauderdale offer high quality academic curriculum choices	3.2%	9.6%	13.9%	12.3%	6.2%	54.7%
Q25b-4. Children are safe from bullying at public schools in Fort Lauderdale	1.3%	4.2%	10.5%	17.5%	15.1%	51.4%
Q25b-5. Crime is not a problem at public schools in Fort Lauderdale	1.2%	4.4%	11.1%	19.2%	13.8%	50.2%
Q25b-6. Public schools in Fort Lauderdale are equipped to support children with physical & learning disabilities	3.8%	12.0%	11.4%	8.4%	6.3%	58.2%
Q25b-7. Teacher to student ratio is good at public schools in Fort Lauderdale	1.4%	6.4%	13.9%	13.5%	8.3%	56.4%
Q25b-8. Public schools in Fort Lauderdale have good sports programs	4.1%	9.9%	14.7%	8.5%	5.1%	57.6%
Q25b-9. Public schools in Fort Lauderdale have good extracurricular (non-sports) programs (band, debate, art, science, etc.)	3.0%	11.2%	12.3%	9.1%	5.5%	58.8%

**WITHOUT "DON'T KNOW"****Q25b. Please indicate your level of agreement with the following statements about public schools in Fort Lauderdale. (Middle schools) (without "don't know")**

(N=925)

	Strongly agree	Agree	Neither agree or disagree	Disagree	Strongly disagree
Q25b-1. Facilities at public schools in Fort Lauderdale are in good condition	7.1%	20.1%	34.4%	24.9%	13.5%
Q25b-2. Public schools in Fort Lauderdale have high quality teachers	7.9%	18.4%	36.0%	24.0%	13.7%
Q25b-3. Public schools in Fort Lauderdale offer high quality academic curriculum choices	7.2%	21.2%	30.8%	27.2%	13.6%
Q25b-4. Children are safe from bullying at public schools in Fort Lauderdale	2.7%	8.7%	21.6%	36.0%	31.1%
Q25b-5. Crime is not a problem at public schools in Fort Lauderdale	2.4%	8.9%	22.3%	38.6%	27.8%
Q25b-6. Public schools in Fort Lauderdale are equipped to support children with physical & learning disabilities	9.0%	28.7%	27.1%	20.2%	15.0%
Q25b-7. Teacher to student ratio is good at public schools in Fort Lauderdale	3.2%	14.6%	32.0%	31.0%	19.1%
Q25b-8. Public schools in Fort Lauderdale have good sports programs	9.7%	23.5%	34.7%	20.2%	12.0%
Q25b-9. Public schools in Fort Lauderdale have good extracurricular (non-sports) programs (band, debate, art, science, etc.)	7.3%	27.3%	29.9%	22.0%	13.4%



**Q25c. Please indicate your level of agreement with the following statements about public schools in Fort Lauderdale. (High schools)**

(N=925)

	Strongly agree	Agree	Neither agree or disagree	Disagree	Strongly disagree	Don't know
Q25c-1. Facilities at public schools in Fort Lauderdale are in good condition	3.9%	10.6%	12.9%	11.4%	7.4%	53.9%
Q25c-2. Public schools in Fort Lauderdale have high quality teachers	2.9%	9.0%	15.8%	10.5%	6.7%	55.1%
Q25c-3. Public schools in Fort Lauderdale offer high quality academic curriculum choices	3.8%	9.1%	12.0%	11.9%	7.0%	56.2%
Q25c-4. Children are safe from bullying at public schools in Fort Lauderdale	2.3%	4.6%	9.8%	16.0%	14.1%	53.2%
Q25c-5. Crime is not a problem at public schools in Fort Lauderdale	1.5%	4.6%	9.8%	18.2%	13.4%	52.4%
Q25c-6. Public schools in Fort Lauderdale are equipped to support children with physical & learning disabilities	3.2%	11.2%	11.1%	9.0%	6.2%	59.2%
Q25c-7. Teacher to student ratio is good at public schools in Fort Lauderdale	1.9%	5.4%	12.8%	13.3%	8.4%	58.2%
Q25c-8. Public schools in Fort Lauderdale have good sports programs	3.5%	11.7%	14.2%	6.5%	5.5%	58.7%
Q25c-9. Public schools in Fort Lauderdale have good extracurricular (non-sports) programs (band, debate, art, science, etc.)	3.5%	10.7%	13.4%	8.2%	4.6%	59.6%
Q25c-10. Children who attend public high schools in Fort Lauderdale are prepared for their next phase of life (e.g. work, military service, college, etc.)	2.7%	7.7%	13.7%	12.6%	10.1%	53.2%

**WITHOUT "DON'T KNOW"****Q25c. Please indicate your level of agreement with the following statements about public schools in Fort Lauderdale. (High schools) (without "don't know")**

(N=925)

	Strongly agree	Agree	Neither agree or disagree	Disagree	Strongly disagree
Q25c-1. Facilities at public schools in Fort Lauderdale are in good condition	8.5%	23.0%	27.9%	24.6%	16.0%
Q25c-2. Public schools in Fort Lauderdale have high quality teachers	6.5%	20.0%	35.2%	23.4%	14.9%
Q25c-3. Public schools in Fort Lauderdale offer high quality academic curriculum choices	8.6%	20.7%	27.4%	27.2%	16.0%
Q25c-4. Children are safe from bullying at public schools in Fort Lauderdale	4.8%	9.9%	21.0%	34.2%	30.0%
Q25c-5. Crime is not a problem at public schools in Fort Lauderdale	3.2%	9.8%	20.7%	38.2%	28.2%
Q25c-6. Public schools in Fort Lauderdale are equipped to support children with physical & learning disabilities	8.0%	27.6%	27.3%	22.0%	15.1%
Q25c-7. Teacher to student ratio is good at public schools in Fort Lauderdale	4.7%	12.9%	30.5%	31.8%	20.2%
Q25c-8. Public schools in Fort Lauderdale have good sports programs	8.4%	28.3%	34.3%	15.7%	13.4%
Q25c-9. Public schools in Fort Lauderdale have good extracurricular (non-sports) programs (band, debate, art, science, etc.)	8.6%	26.5%	33.2%	20.3%	11.5%
Q25c-10. Children who attend public high schools in Fort Lauderdale are prepared for their next phase of life (e.g. work, military service, college, etc.)	5.8%	16.4%	29.3%	27.0%	21.5%

**Q26a. Which TWO of the items listed in Question 25 do you think should be the top priorities for improvement in the public schools located in Fort Lauderdale? (Elementary K-5)**

Q26a. Top choice	Number	Percent
Facilities at public schools in Fort Lauderdale are in good condition	55	5.9 %
Public schools in Fort Lauderdale have high quality teachers	93	10.1 %
Public schools in Fort Lauderdale offer high quality academic curriculum choices	55	5.9 %
Children are safe from bullying at public schools in Fort Lauderdale	92	9.9 %
Crime is not a problem at public schools in Fort Lauderdale	26	2.8 %
Public schools in Fort Lauderdale are equipped to support children with physical & learning disabilities	17	1.8 %
Teacher to student ratio is good at public schools in Fort Lauderdale	59	6.4 %
Public schools in Fort Lauderdale have good sports programs	7	0.8 %
Public schools in Fort Lauderdale have good extracurricular (non-sports) programs (band, debate, art, science, etc.)	17	1.8 %
Children who attend public high schools in Fort Lauderdale are prepared for their next phase of life (e.g. work, military service, college, etc.)	14	1.5 %
None chosen	490	53.0 %
Total	925	100.0 %

**Q26a. Which TWO of the items listed in Question 25 do you think should be the top priorities for improvement in the public schools located in Fort Lauderdale? (Elementary K-5)**

Q26a. 2nd choice	Number	Percent
Facilities at public schools in Fort Lauderdale are in good condition	52	5.6 %
Public schools in Fort Lauderdale have high quality teachers	65	7.0 %
Public schools in Fort Lauderdale offer high quality academic curriculum choices	67	7.2 %
Children are safe from bullying at public schools in Fort Lauderdale	70	7.6 %
Crime is not a problem at public schools in Fort Lauderdale	42	4.5 %
Public schools in Fort Lauderdale are equipped to support children with physical & learning disabilities	20	2.2 %
Teacher to student ratio is good at public schools in Fort Lauderdale	55	5.9 %
Public schools in Fort Lauderdale have good sports programs	9	1.0 %
Public schools in Fort Lauderdale have good extracurricular (non-sports) programs (band, debate, art, science, etc.)	28	3.0 %
Children who attend public high schools in Fort Lauderdale are prepared for their next phase of life (e.g. work, military service, college, etc.)	12	1.3 %
None chosen	505	54.6 %
Total	925	100.0 %



**SUM OF TOP 2 CHOICES****Q26a. Which TWO of the items listed in Question 25 do you think should be the top priorities for improvement in the public schools located in Fort Lauderdale? (Elementary K-5) (top 2)**

<u>Q26a. Sum of top 2 choices</u>	<u>Number</u>	<u>Percent</u>
Facilities at public schools in Fort Lauderdale are in good condition	107	11.6 %
Public schools in Fort Lauderdale have high quality teachers	158	17.1 %
Public schools in Fort Lauderdale offer high quality academic curriculum choices	122	13.2 %
Children are safe from bullying at public schools in Fort Lauderdale	162	17.5 %
Crime is not a problem at public schools in Fort Lauderdale	68	7.4 %
Public schools in Fort Lauderdale are equipped to support children with physical & learning disabilities	37	4.0 %
Teacher to student ratio is good at public schools in Fort Lauderdale	114	12.3 %
Public schools in Fort Lauderdale have good sports programs	16	1.7 %
Public schools in Fort Lauderdale have good extracurricular (non-sports) programs (band, debate, art, science, etc.)	45	4.9 %
Children who attend public high schools in Fort Lauderdale are prepared for their next phase of life (e.g. work, military service, college, etc.)	26	2.8 %
None chosen	490	53.0 %
Total	1345	

**Q26b. Which TWO of the items listed in Question 25 do you think should be the top priorities for improvement in the public schools located in Fort Lauderdale? (Middle school 6-8)**

Q26b. Top choice	Number	Percent
Facilities at public schools in Fort Lauderdale are in good condition	41	4.4 %
Public schools in Fort Lauderdale have high quality teachers	94	10.2 %
Public schools in Fort Lauderdale offer high quality academic curriculum choices	52	5.6 %
Children are safe from bullying at public schools in Fort Lauderdale	95	10.3 %
Crime is not a problem at public schools in Fort Lauderdale	35	3.8 %
Public schools in Fort Lauderdale are equipped to support children with physical & learning disabilities	12	1.3 %
Teacher to student ratio is good at public schools in Fort Lauderdale	48	5.2 %
Public schools in Fort Lauderdale have good sports programs	9	1.0 %
Public schools in Fort Lauderdale have good extracurricular (non-sports) programs (band, debate, art, science, etc.)	18	1.9 %
Children who attend public high schools in Fort Lauderdale are prepared for their next phase of life (e.g. work, military service, college, etc.)	11	1.2 %
None chosen	510	55.1 %
Total	925	100.0 %

**Q26b. Which TWO of the items listed in Question 25 do you think should be the top priorities for improvement in the public schools located in Fort Lauderdale? (Middle school 6-8)**

Q26b. 2nd choice	Number	Percent
Facilities at public schools in Fort Lauderdale are in good condition	35	3.8 %
Public schools in Fort Lauderdale have high quality teachers	63	6.8 %
Public schools in Fort Lauderdale offer high quality academic curriculum choices	65	7.0 %
Children are safe from bullying at public schools in Fort Lauderdale	68	7.4 %
Crime is not a problem at public schools in Fort Lauderdale	57	6.2 %
Public schools in Fort Lauderdale are equipped to support children with physical & learning disabilities	17	1.8 %
Teacher to student ratio is good at public schools in Fort Lauderdale	45	4.9 %
Public schools in Fort Lauderdale have good sports programs	8	0.9 %
Public schools in Fort Lauderdale have good extracurricular (non-sports) programs (band, debate, art, science, etc.)	29	3.1 %
Children who attend public high schools in Fort Lauderdale are prepared for their next phase of life (e.g. work, military service, college, etc.)	13	1.4 %
None chosen	525	56.8 %
Total	925	100.0 %

**SUM OF TOP 2 CHOICES****Q26b. Which TWO of the items listed in Question 25 do you think should be the top priorities for improvement in the public schools located in Fort Lauderdale? (Middle school 6-8) (top 2)**

<u>Q26b. Sum of top 2 choices</u>	<u>Number</u>	<u>Percent</u>
Facilities at public schools in Fort Lauderdale are in good condition	76	8.2 %
Public schools in Fort Lauderdale have high quality teachers	157	17.0 %
Public schools in Fort Lauderdale offer high quality academic curriculum choices	117	12.6 %
Children are safe from bullying at public schools in Fort Lauderdale	163	17.6 %
Crime is not a problem at public schools in Fort Lauderdale	92	9.9 %
Public schools in Fort Lauderdale are equipped to support children with physical & learning disabilities	29	3.1 %
Teacher to student ratio is good at public schools in Fort Lauderdale	93	10.1 %
Public schools in Fort Lauderdale have good sports programs	17	1.8 %
Public schools in Fort Lauderdale have good extracurricular (non-sports) programs (band, debate, art, science, etc.)	47	5.1 %
Children who attend public high schools in Fort Lauderdale are prepared for their next phase of life (e.g. work, military service, college, etc.)	24	2.6 %
None chosen	510	55.1 %
Total	1325	



**Q26c. Which TWO of the items listed in Question 25 do you think should be the top priorities for improvement in the public schools located in Fort Lauderdale? (High school 9-12)**

Q26c. Top choice	Number	Percent
Facilities at public schools in Fort Lauderdale are in good condition	43	4.6 %
Public schools in Fort Lauderdale have high quality teachers	87	9.4 %
Public schools in Fort Lauderdale offer high quality academic curriculum choices	44	4.8 %
Children are safe from bullying at public schools in Fort Lauderdale	71	7.7 %
Crime is not a problem at public schools in Fort Lauderdale	50	5.4 %
Public schools in Fort Lauderdale are equipped to support children with physical & learning disabilities	14	1.5 %
Teacher to student ratio is good at public schools in Fort Lauderdale	37	4.0 %
Public schools in Fort Lauderdale have good sports programs	5	0.5 %
Public schools in Fort Lauderdale have good extracurricular (non-sports) programs (band, debate, art, science, etc.)	17	1.8 %
Children who attend public high schools in Fort Lauderdale are prepared for their next phase of life (e.g. work, military service, college, etc.)	51	5.5 %
None chosen	506	54.7 %
Total	925	100.0 %

**Q26c. Which TWO of the items listed in Question 25 do you think should be the top priorities for improvement in the public schools located in Fort Lauderdale? (High school 9-12)**

Q26c. 2nd choice	Number	Percent
Facilities at public schools in Fort Lauderdale are in good condition	34	3.7 %
Public schools in Fort Lauderdale have high quality teachers	64	6.9 %
Public schools in Fort Lauderdale offer high quality academic curriculum choices	52	5.6 %
Children are safe from bullying at public schools in Fort Lauderdale	52	5.6 %
Crime is not a problem at public schools in Fort Lauderdale	62	6.7 %
Public schools in Fort Lauderdale are equipped to support children with physical & learning disabilities	14	1.5 %
Teacher to student ratio is good at public schools in Fort Lauderdale	43	4.6 %
Public schools in Fort Lauderdale have good sports programs	6	0.6 %
Public schools in Fort Lauderdale have good extracurricular (non-sports) programs (band, debate, art, science, etc.)	24	2.6 %
Children who attend public high schools in Fort Lauderdale are prepared for their next phase of life (e.g. work, military service, college, etc.)	52	5.6 %
None chosen	522	56.4 %
Total	925	100.0 %

**SUM OF TOP 2 CHOICES****Q26c. Which TWO of the items listed in Question 25 do you think should be the top priorities for improvement in the public schools located in Fort Lauderdale? (High school 9-12) (top 2)**

<u>Q26c. Sum of top 2 choices</u>	<u>Number</u>	<u>Percent</u>
Facilities at public schools in Fort Lauderdale are in good condition	77	8.3 %
Public schools in Fort Lauderdale have high quality teachers	151	16.3 %
Public schools in Fort Lauderdale offer high quality academic curriculum choices	96	10.4 %
Children are safe from bullying at public schools in Fort Lauderdale	123	13.3 %
Crime is not a problem at public schools in Fort Lauderdale	112	12.1 %
Public schools in Fort Lauderdale are equipped to support children with physical & learning disabilities	28	3.0 %
Teacher to student ratio is good at public schools in Fort Lauderdale	80	8.6 %
Public schools in Fort Lauderdale have good sports programs	11	1.2 %
Public schools in Fort Lauderdale have good extracurricular (non-sports) programs (band, debate, art, science, etc.)	41	4.4 %
Children who attend public high schools in Fort Lauderdale are prepared for their next phase of life (e.g. work, military service, college, etc.)	103	11.1 %
None chosen	506	54.7 %
Total	1328	

**Q27. Compared to 5 years ago, do you think the quality of public schools in Fort Lauderdale has improved, stayed the same, or decreased?**

(N=925)

	Improved	Stayed the same	Decreased	Don't know
Q27-1. Elementary school (K-5)	11.6%	17.4%	14.1%	57.0%
Q27-2. Middle school (6-8)	8.5%	16.6%	16.0%	58.8%
Q27-3. High school (9-12)	11.2%	13.9%	16.3%	58.5%

**WITHOUT "DON'T KNOW"**

**Q27. Compared to 5 years ago, do you think the quality of public schools in Fort Lauderdale has improved, stayed the same, or decreased? (without "don't know")**

(N=925)

	Improved	Stayed the same	Decreased
Q27-1. Elementary school (K-5)	26.9%	40.5%	32.7%
Q27-2. Middle school (6-8)	20.7%	40.4%	38.8%
Q27-3. High school (9-12)	27.1%	33.6%	39.3%

**Q28. Which of the following has influenced you most in your answers about public schools in Fort Lauderdale?**

Q28. What has influenced you most in your answers about public schools?	Number	Percent
Currently having a child or children enrolled in a public school in Fort Lauderdale	145	15.7 %
Previously having a child or children enrolled in a public school in Fort Lauderdale	157	17.0 %
The media (television, radio, newspaper, internet, etc.)	140	15.1 %
Opinions of people outside of media	230	24.9 %
Other	143	15.5 %
Total	815	



**Q28. Other**

<u>Q28. Other</u>	<u>Number</u>	<u>Percent</u>
Have no children	9	6.4 %
Have no children in school	3	2.1 %
Friends	2	1.4 %
Personal experiences	2	1.4 %
Work in the school system	2	1.4 %
Personal observation	2	1.4 %
Friends and family	2	1.4 %
I KNOW NOTHING ABOUT SCHOOLS HERE	1	0.7 %
SCHOOL SYSTEMS ARE TERRIBLE IN FLORIDA	1	0.7 %
Went to Ft Lauderdale High School	1	0.7 %
CHILDREN OF FRIENDS CURRENTLY ATTENDING PUBLIC SCHOOL	1	0.7 %
NIECE AND NEPHEW IN SCHOOL	1	0.7 %
WE LIVE CLOSE TO SCHOOLS	1	0.7 %
FRIENDS/COUSINS	1	0.7 %
NIECES/NEPHEWS IN THE PUBLIC SCHOOL SYSTEM	1	0.7 %
Our grandchildren are now in the school system	1	0.7 %
Just my personal opinion	1	0.7 %
Comparing schools today with those 10 years ago	1	0.7 %
Nothing but drive school buses	1	0.7 %
I already pay too high of taxes for school and I have no children	1	0.7 %
HAVE NO EXPERIENCE WITH SCHOOL	1	0.7 %
Have spoken with educators and children with the schools	1	0.7 %
I have grand kids in public school and charter school	1	0.7 %
I employ many students	1	0.7 %
Grandchildren enrolled	1	0.7 %
until we put prayer back in schools , they will always be substandard	1	0.7 %
Interactions with kids in my neighborhood	1	0.7 %
KNOWING TEACHERS IN THE SCHOOLS	1	0.7 %
WORKING IN BROWARD COUNTY SCHOOLS	1	0.7 %
I was a teacher trainer for many years and an administrative asst	1	0.7 %
A group of students walking home from Sunrise Middle School	1	0.7 %
I SEE AND HEAR THE HIGH SCHOOL KIDS EVERY MORNING	1	0.7 %
children were ill prepared for parochial middle school after k-5 public school	1	0.7 %
DAUGHTER WORKS IN SCHOOL	1	0.7 %
Mentoring elementary and high school students	1	0.7 %
Growing up in Fort Lauderdale/experience	1	0.7 %
Worked at Broward College	1	0.7 %
Talking with local school children	1	0.7 %
Have no idea about what goes on in our schools	1	0.7 %
My own connections in the business	1	0.7 %
My own eyes	1	0.7 %
Personal belief what the City should focus on to improve it's public schools	1	0.7 %
I have several friends who are teachers in the public school system	1	0.7 %
I work for the school board	1	0.7 %

**Q28. Other**

Q28. Other	Number	Percent
Also, attending the public school system	1	0.7 %
Retired educator	1	0.7 %
I don't have school age children	1	0.7 %
Former employee of Broward County School Board	1	0.7 %
I ATTENDED PUBLIC SCHOOL IN FT LAUDERDALE	1	0.7 %
Work with schools	1	0.7 %
Being a product of the high school public school system	1	0.7 %
My personal observation of academic level of graduates parents of children	1	0.7 %
FAMILY MEMBER W/CHILDREN LEFT FLORIDA	1	0.7 %
BEING IN PUBLIC SCHOOLS AS A CHILD	1	0.7 %
My child went to private school due to the zoning boundaries	1	0.7 %
I was a student in Ft Lauderdale	1	0.7 %
I was a teacher	1	0.7 %
I have 3 grandchildren in the Broward County Public School System	1	0.7 %
Seeing the lack of care over all schools from inner city	1	0.7 %
Input from my neighbors and friends	1	0.7 %
The kids in my area	1	0.7 %
HEALTH COMMUNITY STATISTICS	1	0.7 %
Work with school age children	1	0.7 %
CURRENTLY HAVING A CHILD ENROLLED IN PUBLIC SCHOOL	1	0.7 %
Don't have any personal experience professional colleagues	1	0.7 %
Talking to others	1	0.7 %
LIVED NEAR ONE MIDDLE SCHOOL	1	0.7 %
WENT TO DILLARD	1	0.7 %
FRIENDS, NEIGHBORS, CHILDREN AND TEACHERS	1	0.7 %
I HAVE SOME AFTER SCHOOL	1	0.7 %
I live in a neighborhood with an elementary school	1	0.7 %
MY KIDS GO TO PINECREST	1	0.7 %
BYERS WHO MOVE TO FLORIDA DON'T LIKE OUR SCHOOLS	1	0.7 %
Talking with parents and teachers	1	0.7 %
Teacher	1	0.7 %
I AM A TEACHER AT HIGH SCHOOL/FLHS	1	0.7 %
ZILLOW	1	0.7 %
MY CHILD WENT TO PRIVATE SCHOOLS	1	0.7 %
FRIEND WITH CHILDREN	1	0.7 %
ATTENDING BROWARD COUNTY SCHOOLS GRADES K-12	1	0.7 %
I work with children	1	0.7 %
Observing students who transition from public to private school	1	0.7 %
Neighbors discussions	1	0.7 %
From a family of educators	1	0.7 %
Enrollment in university with weak writing skills/critical thinking	1	0.7 %
KIDS USED TO BE IN	1	0.7 %
Working in various Broward Schools and Charter Schools	1	0.7 %
RELATIVES	1	0.7 %
WORK FOR A PUBLIC SCHOOL	1	0.7 %
SOCIETY	1	0.7 %

**Q28. Other**

Q28. Other	Number	Percent
I live near a school and I see and hear the kids leaving daily	1	0.7 %
WORK FOR THE PUBLIC SCHOOL SYSTEM	1	0.7 %
EMPLOYED AS A TEACHER	1	0.7 %
MY COMPANY WORKS IN THE SCHOOL SYSTEM ON A WEEKLY BASIS	1	0.7 %
WORKING WITH SCHOOLS AS A PROVIDER OF YOUTH SERVICES	1	0.7 %
TWO OF MY CHILDREN ARE NOW TEACHERS	1	0.7 %
MY JOB	1	0.7 %
LIVE NEAR A HIGH SCHOOL	1	0.7 %
RECENTLY MOVED HERE NO SCHOOL AGE CHILDREN	1	0.7 %
SCHOOL STUDENTS LEAVING SCHOOL WALKING INTO TRAFFIC	1	0.7 %
EXPERIENCE THROUGH WORK	1	0.7 %
TOURING AND MEETING WITH PEOPLE AT THE SCHOOLS	1	0.7 %
Knowing adults who have gone through public school system in Florida	1	0.7 %
Retired, no children	1	0.7 %
HEARD NO GOOD REPORTS ABOUT THE PUBLIC SCHOOLS	1	0.7 %
GRADUATED FROM STRNARRN IN 1959 TERRIBLE!	1	0.7 %
I HAVE GRAND KIDS	1	0.7 %
I DON'T KNOW AND DO NOT RELY ON OPINIONS	1	0.7 %
Volunteer at elementary and middle schools	1	0.7 %
Friends and parents	1	0.7 %
Working with public schools in my job	1	0.7 %
MY PROFESSION BRINGS ME INTO THE SCHOOLS	1	0.7 %
BEING A GUARDIAN FOR 3 CHILDREN IN BOWARD PUBLIC SCHOOLS	1	0.7 %
I have friends with children and often discuss these topics	1	0.7 %
I work for Broward County Public schools	1	0.7 %
Living within view and earshot of Stranahan HS	1	0.7 %
Insidents in other schools	1	0.7 %
I went to public school in Ft Lauderdale	1	0.7 %
I have 18 nieces and nephews in Elementary, Middle and High Schools	1	0.7 %
Researching schools for my 4 year old	1	0.7 %
Experience & knowledge of the scools	1	0.7 %
Having friends with children in Fort Lauderdale public schools	1	0.7 %
Working for a public school	1	0.7 %
<u>personal experience and friends</u>	1	0.7 %
Total	141	100.0 %

**Q29. Do you think the City of Fort Lauderdale should open a charter school?**

Q29. Do you think City of Fort Lauderdale should open a charter school?	Number	Percent
Yes	345	37.3 %
No	314	33.9 %
Not provided	266	28.8 %
Total	925	100.0 %

**WITHOUT "NOT PROVIDED"**

**Q29. Do you think the City of Fort Lauderdale should open a charter school? (without "not provided")**

Q29. Do you think City of Fort Lauderdale should open a charter school?	Number	Percent
Yes	345	52.4 %
No	314	47.6 %
Total	659	100.0 %



**Q30. What other suggestions or concerns do you have for improving public schools in Fort Lauderdale?**

- 1) Uniforms mandated for all students.
- 2) Improved buildings & grounds
- 3) Sidewalks at all school locations expanded out into neighborhoods so that kids are not strolling 5 across down our streets causing major safety concerns for both students & motorists.
- 4) Police enforcement of all students using said sidewalks 100% of the time. Kids & cars don't mix well on our already narrow side streets.
- Add discipline
- All I know is that middle class families break their necks to try to afford to live in Victoria Park because of the school ratings. If Victoria Parks schools are that much better than the rest of the City's schools the City should focus it's efforts on improving the rest of the City's public schools.
- all my children are grown up
- ALLOW SCHOOLS TO FIRE BAD TEACHERS, DECREASE POWER OF TEACHERS UNION GIVE KIDS CHOICES
- Allow the teachers to teach, stop testing so much our kids are not lab rats. Give them a chance to learn and enjoy it, everyone can't function under pressure. The child can be an A student but when tested they're a D. Pressure just pipes
- ALLOW TO TEACH ACCORDING TO THEIR EDUCATIONAL BACKGROUND STOP ALLOWING THE STATE TO MANDATE HOW TEACHERS SHOULD OPERATE THEIR CLASSROOMS
- Autonomy for teachers. Increase salaries.
- Based on my 18 nieces and nephews, teachers who care, smaller class size, greater selection of advanced classes, and an after-school option where students can get extra help with homework\assignments are their opinions as to how to make schools great again. If you have to raise taxes then do it. Our children need to be educated.
- BECAUSE UNIFORMS IN ALL SCHOOLS DO NOT ALLOW CELL PHONES IN CLASS ROOMS OR IPAD/PODS
- BESIDES WATCHING OUR SCHOOLS CHANGING OVER THE YEARS IN TERMS OF CURRICULUM AND PROGRAMS--I STILL SEE MUCH WASTE IN \$\$\$ AND WHICH SCHOOLS BENEFIT IN BRINGING STRUCTURE UP TO DATE
- Better & healthier lunches & more qualified teachers.
- Better and more teachers (especially male).
- Better pay, more education of the parents to know school is NOT a babysitting service
- BETTER STUFF MORE EDUCATED TEACHERS. BETTER BUILDING MAINTENANCE.
- BETTER TEACHERS WHO RESPECT CHILDREN NOT JUST ONE WAY.
- BETTER TEACHERS, UNIFORMS, ZERO TOLERANCE
- BULLYING EDUCATION
- Chapter school should be open for middle school it is needed because Broward County school do preform well for our middle school student
- Broward County school need better teacher and more programs uplift our children poor out dated system
- CHARTER SCHOOLS CREATE COMPETITION NEVER A BAD THING
- Charter schools generally do not provide better education than public schools and are harder to monitor. The education board should start by listening to what the teachers have to say about the education system and making changes based on that. The teachers are the experts - they are in the classroom every day. People who are not teachers or school administrators should not be making decisions about what happens in schools.

**Q30. What other suggestions or concerns do you have for improving public schools in Fort Lauderdale? (cont.)**

- CLASS BOOKS SHOULD BE AVAILABLE BOTH ON LINE IN CLASSROOMS, CLASS LECTURE SHOULD BE AVAILABLE FOR HIGH SCHOOL AND MIDDLE SCHOOL ONLINE WHEN NATURAL EVENT OR SICKNESS OCCURS
- Competition creates better products at lower cost. Monopolies always lead to stagnation and high costs. Create competition to improve quality and lower costs. Vouchers should be universally available to all students.
- Continue to get businesses which profit from tourists dollars to contribute student incentives to students who work hard and devote their time and energy to studies and academic growth. Tangible awards (free job training), opportunities, pay incentives. All will not go to college.
- Cultivate the cream of the crop.
- CURRICULUM IMPROVEMENTS QUALITY TEACHERS DISCIPLINE
- Dedicated parents, Super adm. and teachers.
- DISCIPLINE STRICT AND HIGH QUALITY OF EDUCATION SHOULD BE ADOPTED
- Do more to partner with schools inside our city limits. Do you reach out to schools for mentoring, assisting with programs, helping with career days, job shadowing, etc?
- Do not allow dropouts and those who have previously graduated on campus, especially in the morning when students are arriving before classes begin.
- These are usually people that start problems and advise other to skip and cut classes. The resource officer should get after these people.
- EDUCATE PARENTS AND ENCOURAGE THEM TO TAKE PART IN THEIR CHILDRENS SCHOOLING, INSTILL IN THEM THAT SCHOOL IS NOT A BABYSITTING SERVICE
- ENCOURAGE MORE PARENT INVOLVEMENT
- Ensure that physical education and activity are a required part of the curriculum. School should prepare them for life, not just university/more school. Facilities should be more open to adults for use outside of school times, particularly sports facilities.
- Every child is unique and cannot be taught in the same way. Good teachers should be allowed to alter curriculum based on the child not based on state mandates.
- FIX THE BUILDINGS. HIRE MORE TEACHERS
- focus on teaching
- Fort Lauderdale should have a bilingual or trilingual school of learning.
- From working in various Schools in Broward County many are lacking good facilities crew, many schools especially middle school have horrible lunches, good teacher to student ratio, lack of anti-bullying initiative, lack of teen pregnancy prevention programs or sexual risk avoidance programs, and Parent involvement.
- funding for fulltime music, art, and PE teachers in Elem schools.
- GET BACK TO NEIGHBORHOOD SCHOOLS STOP BUSING OUT OF DATE AND TOO COSTLY, MORE MAGNET SCHOOLS AND CHARTER SCHOOLS
- GET BACK TO THE BASICS, MOST KIDS DONT EVEN KNOW THE NAME OF THE STATE CAPITOL
- GET PARENTS INVOLVED DO A MAGNET SCHOOLS LOOK AT RALEIGH NC, THEY HAVE IT FIGURED OUT HAVE KIDS WEAR UNIFORMS PAY TEACHERS MORE
- GET RID OF STANDARDIZED TESTING, TEACH STUDENTS TO RESPECT OTHERS OPINIONS, LIBERAL TEACHING HAS GOTTEN OUT OF HAND AND TEACH REAL LIFE SKILLS
-

**Q30. What other suggestions or concerns do you have for improving public schools in Fort Lauderdale? (cont.)**

- GET RID OF THE KIDS WHO DONT WANT TO BE THERE AND MAKE THE CLASSROOM A CIRCUS
- Get teachers who actually know how to teach, and are REALLY capable of imparting useful skills so graduates can actually DO something productive!
- Give more money to education, it is it's own little economy of services, organizations, staff and students that needs the support of the government and people so the next generations will actually be able to live a good life.
- GIVE THE OPPORTUNITY TO LEARN AT OWN PACE, SOME PUPILS ARE FAST/SOME ARE SLOW LEARNERS
- go back to trade schools vs charter schools and incorporate technology to apply toward future endeavors
- GRAD THE TEACHER MORE OFTEN ONCE EVERY MONTH
- Great differences between district schools. Some have great facilities, resources and teachers, others are severely underfunded and overcrowded. Overall, art and science programs are underfunded and high schoolers are not adequately prepared for college
- HAVE LOWER RATIO OF TEACHERS WITH STUDENTS ELEM 1 TO 18, MIDDLE 1-15, HIGH 1-30
- HEALTH CARE INCLUDING MENTAL HEALTH SERVICES.
- Hire more school resource and Ft. Lauderdale police officers
- Hold the superintendent's feet to the fire and get started on the building renovations that have been authorized but not started.
- I answered as I did as All public schools are not the same. You can not compare a Harbordale to a Dillard Elementary.
- It is just not possible. It's all about these ii economic area.
- I believe schools should promote more individuality and creativity instead of continuing to educate in a system that fits all. We all know that every child is different and the system does not fits all.
- I don't like the idea of charter schools. In Florida it seems charter schools make the rich get richer.
- I go to work early my children are usually at school at 7am there unattended and its many more hopefully a suggestion could come about regarding help for parents who go to work this early
- I have no children and have little/no knowledge of the quality of the schools.
- I say yes to charter schools but only if it provides parents more choices for a quality education system. Parents needs choices for quality care regardless of economics.
- And let's make sure we teach our kids - good family values and as they get older to ensure they understand money, run budgets regardless of roles, etc. let's make our school systems in the world. How do we achieve that?
- I suggest that Commissioners and other Chair Members no longer take a pay increase until the funds are allotted accurately and equally to ALL schools. The Charter Schools are winning because the very core of what education was ORIGINALLY built on has been completely compromised by individuals with disgusting motives. Education is to do just that EDUCATE but somewhere along the way politics and rhetoric have completely damaged that and now there is an entire generation that must suffer to try to regain that back.
- I think the parents should take more advantage of the busing system to reduce the traffic, congestion and stress at schools in the mornings and evenings. Why run both buses and have so many parents at the schools throughout the day.
- I used to find errors in newsletters or notes sent home and it made me really question the quality of the teaching staff and administration.

**Q30. What other suggestions or concerns do you have for improving public schools in Fort Lauderdale? (cont.)**

- I want to know what I have to be bothered with this and pay taxes for schools, even though I decided not to have kids and sit on other people's wallet. We run out of Space and resources while ppl reproduce brainlessly.
- IF YOU DON'T HAVE CHILDREN IN PUBLIC SCHOOLS DON'T CHARGE TAX ON THE REAL ESTATE
- ILLEGAL DRUGS IN SCHOOLS. SHOULD PLACE SECURITY DOGS AT ENTRANCE OF SCHOOL.
- Implement better anti-bullying policies and following through with them.
- Implement the Bond issue and improve the older schools.
- Improve education so that parents are not compelled to put their kids in private schools.
- Improve restroom cleanliness please, Improve the ease of parent portal.
- IMPROVE TEACHER PAY. IMPROVE FACILITIES.
- Improve the air quality Rickards middle school has mold growing in the art room
- IMPROVE THE BUILDINGS
- Improve the existing schools. Learn from the magnet schools that are excelling.
- IMPROVE THE SALARY OF TEACHERS. THEY HAVE A TREMENDOUS RESPONSIBILITY AND SHOULD HAVE A SALARY COMPETITIVE WITH TODAY'S MARKET
- improving the education and programs for autism and kids with disability
- INCREASE NUMBER OF CHARTER SCHOOLS, GIVING PARENTS AND STUDENTS MORE EDUCATION CHOICES
- Increase the school budget, better food, more extra curricular activities, increase salaries for teachers.
- INCREASED OVERSIGHT OF SPENDING PAY TEACHERS WHAT THEY ARE WORTH, TEACHERS SHOULD NOT HAVE TO PAY FOR SCHOOL SUPPLIES
- Inner city schools need renovation & resources equal to schools out west.
- INVEST IN QUALITY TEACHERS WITH ACCOUNTABILITY FOR OUTCOMES.
- INVESTMENT INTO SCHOOLS IN EAST FORT LAUDERDALE NEEDS TO CONTINUE.
- It could be helpful to provide parenting education for children's parents. For better relationships between teachers and parents, more communication will be helpful.
- JUST MAKE SURE THE CHILDREN ARE SAFE. THE BUS DRIVERS NEED TO MAKE MORE MONEY DRIVING THESE KIDS.
- Keep children safe, offer quality teachers who care about their students, prepare students for the next level academically and socially, and offer programs for those who have learning differences.
- Keep taxpayers money in public schools. Raise teachers pay. I was a teacher in the islands.
- KEEP THE CITY CLEAN.
- kids from Gibbons are polite and pleasant. take lessons from them.
- Less standardized testing. More education on real life needs. Doing taxes, cooking, etc....
- LESS STUDENTS IN CLASSROOM
- Letting kids go to school with their pants halfway down is unacceptable. You want to stop a lot of fighting and crime? make everyone wear a uniform.
- Listen to input from teachers and parents.
- MAKE PEOPLE RESPONSIBLE FOR WHAT THEY DO AS TEACHERS AND ADMINISTRATORS
- MAKE SURE TEACHERS ARE ACTUALLY TEACHING STUDENTS NOT SLEEPING OR ON THEIR PHONES
- Make the people with kids pay for it!



**Q30. What other suggestions or concerns do you have for improving public schools in Fort Lauderdale? (cont.)**

- Making sure every student no matter race nor gender is given the right to an impactful educational experience throughout all years of public schooling.
- MAKING SURE THAT THE SCHOOLS OF FT LAUDERDALE HAVE THE FULL RESOURCES OF FINANCES MATERIALS OR SUPPLIES AND FULL SUPPORT
- MANDATING PARENT PARTICIPATION, TEACHER MANDATION BASED ON PERFORMANCE, CURRICULUM RELEVANT TO CRITICAL THINKING SKILLS, STEM FOCUS, LIFE SKILLS CLASSES
- MANDATORY SCHOOL UNIFORMS LIKE PUBLIC SCHOOLS WORLDWIDE NO BRAINER
- Middle and Senior High schools need more police officers
- MIDDLE SCHOOL ADDITIONAL ACTIVITIES
- MONITOR HALLWAYS & REST ROOMS BETTER AND WHAT IS GOING ON IN CLASSROOMS
- MORE CHARTER SCHOOLS
- More debate clubs. More economic studies.
- MORE MAGNET PROGRAMS HIGHER EXPECTATIONS.
- more moral/ethical classes to teach kids to learn right w/o influence of media
- more parent teacher interaction with students
- MORE POLICE AND TEACHERS AND BETTER PRE-SCHOOL PROGRAMS AND AFTER DAYCARE PLANS.
- MORE PROGRAMS AFTER SCHOOL AND TUTORING HELPING CHILDREN
- MORE PUBLIC MONTESSORI BASED SCHOOLS
- More school trips to DC and NYC and foreign travel.
- More security on campus, hire officers that get to know the kids by name and have a real presence in the halls between classes. This is to cut down on bullying and fighting (middle school).
- More support for public education. More money for facilities and teachers. Raise taxes!
- MORE TEACHERS NEEDED TO IMPROVE RATIO
- My concern is that children perception of their education is influenced by their peers. More children are distracted in their learning environment. Most children are not engaged because of the constant pressure of testing and the changes in testing and the common core standards are not how most kids process information. There should be many tools implemented in the classrooms that help children who might be the visual, audible, or hands on learner....etc.
- There are many children who deal with many issues in school so there need to be more counselors that have an open door policies and it should be a suggestion box or online email that students can add their input on changes or issues they have.
- Teachers will be okay because they obtain training, however teachers are not always trained to deal with each child circumstances and often when issues arise this takes the teacher away from teaching others because usually one issue with a student can impact or influence others if it comes the norm in an classroom environment most children will conform.
- Need better high schools
- Need more teachers who care about the kids education and less about testing .....
- Need programs for students who are not going to college after high school.
- Not enough public schools. Church schools only if you want quality education. If you're unqualified, you have no choice but to send your child to private school.
- 
-

**Q30. What other suggestions or concerns do you have for improving public schools in Fort Lauderdale? (cont.)**

- NOT ENOUGH SAFETY, INTEREST IN STUDYING BECAUSE TEACHERS HAS NOT INTERESTED SO STUDENTS HAS NO INTEREST AS WELL, NOT ENOUGH DISCIPLINE IN SCHOOL SYSTEM
- OFFERING MORE PROGRAMS FOR AUTISTIC CHILDREN.
- OVERALL RATING OF PUBLIC SCHOOLS IN TH E CIT OF FORT LAUDERDALE
- Parents need to be involved in their children's performance while they are in schools. Parental participation is important.
- Pay better salaries to teachers to have the best prepared.
- PAY MORE TO GET BETTER TEACHERS
- Pay teachers a decent salary so you can get good people. Fix the school facilities, stop blaming teachers.
- pay teachers more money
- PAY TEACHERS MORE SO WE CAN HAVE BETTER TEACHERS.
- Pay teachers much more. Do not administer through the county...city should control the city schools.
- Pay teachers to stay and focus on content at the elementary level.
- PLEASE ALLOCATE MORE TAX DOLLARS TO PUBLIC SCHOOLS UNFORTUNATELY STATE OFFICIALS SEEM INTERESTED IN PROVIDING PUBLIC SCHOOLS ARENOT GOOD OT MAKE WAY FOR CHARTER SCHOOLS
- Promote more home schooling, recruit better teachers.
- Provide more security to prevent bullying and crime to students in staff
- Public schools are horrible! The kids and parents have no morals and values. Serious behavior problems and too many kids in the classroom with only one teacher is not good.
- Public schools nowadays have to be concerned with the whole child in order to successfully educate children which is difficult because so many factors are out of the school's control(food insecurity, homelessness, abusive homes, incarcerated parents, etc). I do believe on a whole though that the system's expectations of students is low & education is delivered in that way. Changing the mindset of educators would seem to help in this regard. Higher expectations=higher quality curriculum.
- Publish bench marking on Fort Lauderdale schools vs. others in the area.
- Put God back in our schools.
- Put more money into our schools
- Put the kids first - fix the schools.
- QUALITY TEACHERS AND PASSIONATE ADMINISTRATORS ARE WELL AS SAFETY OF THE CHILDREN.
- QUALITY TEACHERS ARE ALWAYS THE DIFFERENCE TO IMPOVE EDUCATION
- Quit pampering these kids. I find the kids are disrespectful and lazy.
- Quit the cut-backs
- Raise salaries for teachers to attract higher-level teachers.
- RAISE TAXES AND PAY TEACHERS MORE.
- RE MODEL ALL OF HTEM
- Repair old broken facilities. Make sure all schools up to code for handicap access.
- REQUIRE THE SCHOOL BOARD TO INSPECT AND REPAIR EACH SCHOOL, DISCOURAGE BULLYING PROTECT THE TEACHERS FROM ABUSIVE CHILD BULLYING
- Return shop classes to prepare the graduates with skills needed to make a living. Return Drivers education to set the path for good habits and preparing them for the challenge of driving
-

**Q30. What other suggestions or concerns do you have for improving public schools in Fort Lauderdale? (cont.)**

- Rezone schools so students attend the schools in their neighborhood instead of miles away. Get parents/neighborhood/community involved in improving local school.
- School routing in zip code 33315 is terrible.
- SCHOOL STUDENTS LEAVING SCHOOL WALKING INTO TRAFFIC NOT CROSSING AT CROSSWALKS OR TRAFFIC LIGHTS.
- SCHOOLS ARE TOO TOP HEAVY, LEADERSHIP IS POLITICAL AND INSTITUTIONALIZED WE NEED TO ADDRESS MAMGT PROBLEMS
- SMALLER CLASSES OR MORE TEACHERS AID
- SMALLER CLASSES, NO BUSING OUT OF AREA
- Smaller classes, support the brightest students.
- spend money on students instead of administrators and construction projects at inflated prices
- STAFF A CHARTER SCHOOL WITH EDUCATORS WHO ARE NOT CURRENTLY IN OUR SCHOOL SYSTEM.
- Stop holding bright kids back with curriculum intended to get the most kids through.
- With the 7 or 8 k per student you spend, at the volume of kids you are dealing with this is a Ponzi scheme at best. KIDS FIRST. Stop being greedy!
- Stop making pot a crime
- Stop teaching to a test that measures absolutely nothing!!!
- Stop teaching to standardized tests which are not an accurate assessment of a child's ability. Try allowing teachers to teach the curriculum in a creative and interesting manner. There should not be such a discrepancy between public and private schools.
- Stop teaching to tests and teach the children to read and write.
- STRICT ENFORCEMENT OF POLICY.
- TEACH KIDS TO RESPECT AND USE PEDESTRIAN CROSSINGS AS WELL AS STREET LIGHTS.
- Teach Spanish, make supplies fairly distributed
- TEACHER SALARIES
- TEACHERS AND SCHOOL STAFF SHOULD BE ABLE TO DETERMINE IF A CHILD IS A FIT FOR SCHOOL NOT A GOVERNMENT LAW.
- Teachers certification test. If a person has earned a 4 year degree why take a test? You have earned a degree. The degree or certification should be in the field you are teaching.
- Teachers that are not able to deal with children with ADHD or any other problems, they need to have patience.
- THE COLLEGE GUIDANCE SHOULD BEGIN IN GRADE 9, THE STUDENTS MUST BE ABLE TO TAKE THE CLASSES NEEDED TO APPLY TO COMPETITIVE COLLEGES, THE SAT/ACT TEST PREP MUST BEGIN IN GRADE 9 OR KIDS WILL CONTINUE TO BE LEFT BEHIND. FREE TUTORING SHOULD BE AVAILABLE TO ALL STUDENTS LIKE OTHER SCHOOLS IN BOCA AND PARKLAND
- The corruption in the Fort Lauderdale / Broward county school system is appalling. I am extremely dismayed at the lack of oversight regarding school funds and the lack of accountability as it relates to the corruption and misuse, misappropriation of funds.
- The education system is extremely outdated.

**Q30. What other suggestions or concerns do you have for improving public schools in Fort Lauderdale? (cont.)**

- In this technological era, kids should NO LONGER be grouped by age. Progression to higher level classes should be done according to the individual's abilities and interests. Then, there may be less boredom, ADHD diagnoses and dropouts. Also, not every child will go on to university and schools need to respect that and offer the option of trade schools (we need electricians and plumbers, etc.) and academia. Also, schools need to prepare future adults for life (time management, budgeting, cooking, and civic duty).
- The entire US, not just FT Lauderdale schools need to figure out a way to make education fun again. The public at large needs to show more respect to teachers in general.
- The facilities seem very nice, but obviously the schools have a horrible reputation. Very low rankings.
- The outside appearance and inside need major improvement. Lack of good teachers and traffic when picking child up from school needs improvements. Gets congested.
- THE SCHOOL SHOULD ALSO TEACH PATRIOTISM AND THE BIBLE TO HELP STUDENTS TO LOVE THEIR COMMUNITY AND GOD.
- THE SCHOOL SYSTEM IN BROWARD COUNTY HAS ALWAYS BEEN TO FOCUSED ON STANDARDIZED TESTING THIS NEEDS TO STOP
- The students need free dental insurance, more teachers, more classrooms.
- The teachers need better salaries
- They should have better dress codes especially m8ddle and high schools. Bus routes are too long kids leaving home 6am for 830am start
- Too many classes toward life skills have been removed, average child doesn't know how to cook, nutrition basics, sew, balance a check book, change a tire or anything about credit/credit scores.
- Try to foster a community-based atmosphere. Family environment. Improve facilities. Some schools are nice, others are neglected.
- VOUCHERS PROGRAM AND COMPETITION
- We need more public schools, for kids with cameras. It will be easy for parents to watch the kids anytime they are at work.
- WISH THEY CONTINUED TO TEACH CURSIVE WRITING AND SPELLING IN ELEMENTARY GRADES AND THE METRIC SYSTEM
- YOU SHOULD INCLUDE MORE MONEY IN THE HIGH RISE DEVELOPMENT.
- YOUNG KIDS GO TO SCHOOL TO EARLY. IT'S STILL DARK OUTSIDE.
- Your schools are terrible. Ft. Lauderdale has a reputation for having poor schools, teachers and academic standards.



**Q31. Approximately how many years have you lived in Fort Lauderdale?**

Q31. How many years have you lived in Fort Lauderdale?	Number	Percent
0-5	195	21.1 %
6-10	129	13.9 %
11-15	90	9.7 %
16-20	103	11.1 %
21-30	139	15.0 %
31+	226	24.4 %
Not provided	43	4.6 %
Total	925	100.0 %

**WITHOUT "NOT PROVIDED"****Q31. Approximately how many years have you lived in Fort Lauderdale? (without "not provided")**

Q31. How many years have you lived in Fort Lauderdale?	Number	Percent
0-5	195	22.1 %
6-10	129	14.6 %
11-15	90	10.2 %
16-20	103	11.7 %
21-30	139	15.8 %
31+	226	25.6 %
Total	882	100.0 %

**Q32. What is your age?**

Q32. Your age	Number	Percent
18-34	194	21.0 %
35-44	177	19.1 %
45-54	177	19.1 %
55-64	178	19.2 %
65+	163	17.6 %
Not provided	36	3.9 %
Total	925	100.0 %

**WITHOUT "NOT PROVIDED"****Q32. What is your age? (without "not provided")**

Q32. Your age	Number	Percent
18-34	194	21.8 %
35-44	177	19.9 %
45-54	177	19.9 %
55-64	178	20.0 %
65+	163	18.3 %
Total	889	100.0 %

**Q33. What is your gender?**

Q33. Your gender	Number	Percent
Male	451	48.8 %
Female	470	50.8 %
Not provided	4	0.4 %
Total	925	100.0 %

**WITHOUT "NOT PROVIDED"**

**Q33. What is your gender? (without "not provided")**

Q33. Your gender	Number	Percent
Male	451	49.0 %
Female	470	51.0 %
Total	921	100.0 %

**Q34. Which of the following best describes your race?**

Q34. Your race	Number	Percent
African American/Black	270	29.2 %
American Indian/Alaska Native	14	1.5 %
Asian/Hawaiian/Other Pacific Islander	18	1.9 %
White	630	68.1 %
Other	31	3.4 %
Total	963	

**Q34. Other**

Q34. Other	Number	Percent
Hispanic	13	41.9 %
Mixed	6	19.4 %
Latino	3	9.7 %
Puerto Rican	2	6.5 %
Latin	2	6.5 %
West Indian	1	3.2 %
Spanish	1	3.2 %
Irish American	1	3.2 %
Cuban	1	3.2 %
White/Hispanic	1	3.2 %
Total	31	100.0 %

**Q35. Are you of Hispanic, Latino, or other Spanish ancestry?**

Q35. Are you of Hispanic, Latino, or other Spanish ancestry?	Number	Percent
Yes	152	16.4 %
No	762	82.4 %
Not provided	11	1.2 %
Total	925	100.0 %

**WITHOUT "NOT PROVIDED"**

**Q35. Are you of Hispanic, Latino, or other Spanish ancestry? (without "not provided")**

Q35. Are you of Hispanic, Latino, or other Spanish ancestry?	Number	Percent
Yes	152	16.6 %
No	762	83.4 %
Total	914	100.0 %

**Q36. What is the highest level of education a member of your household has received?**

Q36. Highest level of education a member of your household has received	Number	Percent
Less than high school graduate	19	2.1 %
High school graduate (includes equivalency)	69	7.5 %
Some college, no degree	122	13.2 %
Associate's degree	104	11.2 %
Bachelor's degree	285	30.8 %
Graduate or professional degree	300	32.4 %
Not provided	26	2.8 %
Total	925	100.0 %

**WITHOUT "NOT PROVIDED"****Q36. What is the highest level of education a member of your household has received? (without "not provided")**

Q36. Highest level of education a member of your household has received	Number	Percent
Less than high school graduate	19	2.1 %
High school graduate (includes equivalency)	69	7.7 %
Some college, no degree	122	13.6 %
Associate's degree	104	11.6 %
Bachelor's degree	285	31.7 %
Graduate or professional degree	300	33.4 %
Total	899	100.0 %

**Q37. Do you own or rent your home?**

Q37. Do you own or rent your home?	Number	Percent
Own	654	70.7 %
Rent	247	26.7 %
Not provided	24	2.6 %
Total	925	100.0 %

**WITHOUT "NOT PROVIDED"****Q37. Do you own or rent your home? (without "not provided")**

Q37. Do you own or rent your home?	Number	Percent
Own	654	72.6 %
Rent	247	27.4 %
Total	901	100.0 %



**Q38. Do you own or manage a business in the City of Fort Lauderdale?**

Q38. Do you own or manage a business in City of Fort Lauderdale?	Number	Percent
Yes	232	25.1 %
No	659	71.2 %
Not provided	34	3.7 %
Total	925	100.0 %

**WITHOUT "NOT PROVIDED"**

**Q38. Do you own or manage a business in the City of Fort Lauderdale? (without "not provided")**

Q38. Do you own or manage a business in City of Fort Lauderdale?	Number	Percent
Yes	232	26.0 %
No	659	74.0 %
Total	891	100.0 %

## Section 4:

# Survey Instrument

---



**John P. "Jack" Seiler**  
Mayor

100 North Andrews Avenue  
Fort Lauderdale, FL 33301  
(954) 828-5003  
(954) 828-5667 Fax  
jack.seiler@fortlauderdale.gov  
[www.fortlauderdale.gov](http://www.fortlauderdale.gov)

August 2017

Dear Neighbor:

The City of Fort Lauderdale is committed to building community in partnership with each and every one of you -- our neighbors.

In order to continue to enhance our services, we are asking you to participate in a specialized neighbor survey. Your input will help us gather additional information in three areas that have traditionally received lower levels of satisfaction on our annual neighbor survey: traffic flow, homelessness, and public education. Your input will reveal more specifically where we are exceeding your expectations, as well as identify areas where improvements are needed. This information will also be helpful in guiding and furthering our discussions and collaborative efforts with partner agencies, including the State of Florida, Broward County, Broward County Public Schools, and many others. Altogether, the City will be using this information to ensure Fort Lauderdale moves strategically and innovatively into the future in these three areas.

**As a city, it is our job to provide the public services you need and desire. In order for us to improve, we need your input.**

Please take a few moments to complete the survey. Your participation is vital to the success of this effort, and your responses will remain anonymous. A postage-paid return envelope has been provided for your convenience, or you may complete the survey online at [www.FortLauderdaleGov.org](http://www.FortLauderdaleGov.org).

Once the survey results are compiled, a report will be presented to the community. If you have any questions, please contact our Neighbor Support Office at (954) 828-5289.

Thank you for your help on this collaborative effort to build community, and thank you for continuing to work with us to make Fort Lauderdale an even better place to live, work, play, visit, and raise a family.

Very truly yours,

John P. "Jack" Seiler  
Mayor

**Fast Forward Fort Lauderdale: Our City, Our Vision 2035** [www.fortlauderdale.gov/vision](http://www.fortlauderdale.gov/vision)

**Press Play Fort Lauderdale: Our City, Our Strategic Plan 2018** [www.fortlauderdale.gov/pressplay](http://www.fortlauderdale.gov/pressplay)

*Si tiene preguntas acerca de la encuesta y no habla Inglés, por favor llame al 1-844-811-0411. Gracias.*

*Si ou pa pale angle epi ou gen kesyon sou sondaj sa a tanpri rele 1-844-247-8189. Mèsi.*



## City of Fort Lauderdale Special Survey

The City of Fort Lauderdale is committed to building community. Your feedback will inform the City's efforts to address traffic flow, homelessness, and the quality of public schools in Fort Lauderdale. Please take a few minutes to complete this survey. If you have questions, please contact Neighbor Support at (954) 828-5289. Thank you!

### PART 1: TRAFFIC FLOW

1. **Contributors to Traffic Congestion.** Please indicate how much you think each of the following contributes to traffic congestion in Fort Lauderdale.

Contributors to Congestion	Very Much	Much	Some	Very Little	None	Don't Know
01. Poorly maintained streets	5	4	3	2	1	9
02. Poorly timed traffic signals	5	4	3	2	1	9
03. Lack of turning lanes	5	4	3	2	1	9
04. Lack of alternative forms of transportation (biking lanes, public transit, pedestrian facilities)	5	4	3	2	1	9
05. Conventions and special events	5	4	3	2	1	9
06. New development	5	4	3	2	1	9
07. Street construction/maintenance	5	4	3	2	1	9
08. Vehicles blocking traffic (delivery trucks, tow trucks, emergency vehicles, crashes, buses, ridesharing/taxis)	5	4	3	2	1	9
09. Drawbridges and trains	5	4	3	2	1	9
10. Distracted drivers	5	4	3	2	1	9
11. Panhandlers	5	4	3	2	1	9

2. **Which TWO of the contributors listed in Question 1 do you think are the biggest contributors to congestion in Fort Lauderdale?** *[Write-in your answers below using the numbers from the list in Question 1.]*

1st: \_\_\_\_\_ 2nd: \_\_\_\_\_

3. **Which of the following best describes your current, primary place of employment?**

- \_\_\_\_ (1) Employed outside the home  
\_\_\_\_ (2) Work from home *[Skip to Q4.]*  
\_\_\_\_ (3) Student, Retired, or not currently employed *[Skip to Q4.]*

**3a. Where do you work? (select one)**

- \_\_\_\_ (1) In Fort Lauderdale  
\_\_\_\_ (2) In Broward County (outside of Fort Lauderdale)  
\_\_\_\_ (3) In Miami-Dade County  
\_\_\_\_ (4) In Palm Beach County  
\_\_\_\_ (5) Another location in Florida  
\_\_\_\_ (6) Outside of Florida

**3b. If you work outside the home, how do you primarily travel to work?**

- \_\_\_\_ (1) Vehicle, only passenger (for majority of the trip)  
\_\_\_\_ (2) Vehicle, with others (for majority of the trip)  
\_\_\_\_ (3) Rideshare (Taxi, Uber, Lyft)  
\_\_\_\_ (4) Bicycle  
\_\_\_\_ (5) Walk  
\_\_\_\_ (6) Bus Service  
\_\_\_\_ (7) Sun Trolley  
\_\_\_\_ (8) Tri-Rail/Train  
\_\_\_\_ (9) Other: \_\_\_\_\_

**3c. If you work outside the home, what is the average amount of time it currently takes you to commute home?**

- \_\_\_\_ (1) 1 - 5 Minutes  
\_\_\_\_ (2) 6 - 10 Minutes  
\_\_\_\_ (3) 11 - 15 Minutes  
\_\_\_\_ (4) 16 - 30 Minutes  
\_\_\_\_ (5) 31 - 45 Minutes  
\_\_\_\_ (6) 46 - 60 Minutes  
\_\_\_\_ (7) More than 60 Minutes



**4. Do you regularly use a traffic app or car navigation system to identify the fastest route to your destination?**

\_\_\_\_(1) Yes      \_\_\_\_ (2) No [Skip to Q5.]

**4a. Which one do you typically use?**

\_\_\_\_(1) Apple Maps      \_\_\_\_ (3) Waze      \_\_\_\_ (5) Car Navigation System  
 \_\_\_\_ (2) Google Maps      \_\_\_\_ (4) Inrix      \_\_\_\_ (6) Other: \_\_\_\_\_

**5. Which THREE of the following options might help you choose to make more trips by means other than your car? [Check only THREE.]**

\_\_\_\_(01) Improved safety of walking or biking      \_\_\_\_ (07) More shade on sidewalks  
 \_\_\_\_ (02) Improved safety of public transit      \_\_\_\_ (08) More pedestrian crossings  
 \_\_\_\_ (03) Availability of bike racks at locations      \_\_\_\_ (09) More affordable public transit  
 \_\_\_\_ (04) Access to a bicycle      \_\_\_\_ (10) Living closer to work  
 \_\_\_\_ (05) More bike lanes      \_\_\_\_ (11) Living closer to public transit  
 \_\_\_\_ (06) More sidewalks      \_\_\_\_ (12) Other: \_\_\_\_\_

**6. Please rate how easy it is to travel BY CAR on the following road segments in Fort Lauderdale.**

Ease of travel by car on:			Very Easy	Easy	Neutral	Difficult	Very Difficult	Don't Know
01.	Broward Blvd. from I-95 to US1/Federal Hwy.	(a) Weekday	5	4	3	2	1	9
		(b) Weekend	5	4	3	2	1	9
02.	Las Olas Blvd. from Andrews Ave. to SE 15th Ave.	(a) Weekday	5	4	3	2	1	9
		(b) Weekend	5	4	3	2	1	9
03.	SE 17th St. from SE 3rd Ave. to E. Clay Shaw Jr./SE 17th St. Causeway Bridge	(a) Weekday	5	4	3	2	1	9
		(b) Weekend	5	4	3	2	1	9
04.	A1A from Bahia Mar Dr. to Seville St.	(a) Weekday	5	4	3	2	1	9
		(b) Weekend	5	4	3	2	1	9
05.	Andrews Ave. from New River to NE 4th St.	(a) Weekday	5	4	3	2	1	9
		(b) Weekend	5	4	3	2	1	9
06.	US1/Federal Hwy. from SE 19th St. to Broward Blvd.	(a) Weekday	5	4	3	2	1	9
		(b) Weekend	5	4	3	2	1	9
07.	US1/Federal Hwy. from Oakland Park Blvd. to Commercial Blvd.	(a) Weekday	5	4	3	2	1	9
		(b) Weekend	5	4	3	2	1	9
08.	SE/SW 2nd St. from SW 7th Ave. to SE 3rd Ave.	(a) Weekday	5	4	3	2	1	9
		(b) Weekend	5	4	3	2	1	9
09.	Davie Blvd. from SW 4th Ave. to US1/Federal Hwy.	(a) Weekday	5	4	3	2	1	9
		(b) Weekend	5	4	3	2	1	9
10.	Sunrise Blvd. from I-95 to Andrews Ave.	(a) Weekday	5	4	3	2	1	9
		(b) Weekend	5	4	3	2	1	9
11.	Sunrise Blvd. from Searstown to Gateway	(a) Weekday	5	4	3	2	1	9
		(b) Weekend	5	4	3	2	1	9
12.	Sunrise Blvd. from Gateway to A1A	(a) Weekday	5	4	3	2	1	9
		(b) Weekend	5	4	3	2	1	9
13.	Cypress Creek Blvd. from I-95 West to NW 31st Ave.	(a) Weekday	5	4	3	2	1	9
		(b) Weekend	5	4	3	2	1	9

**7. Which TWO roadway segments listed in Question 6 do you think should be the top priorities for improvement in Fort Lauderdale? [Write-in your answers below using the numbers from the list in Question 6.]**

Weekday: 1st: \_\_\_\_ 2nd: \_\_\_\_      Weekend: 1st: \_\_\_\_ 2nd: \_\_\_\_

8. **Intersection Improvements.** Which TWO of the following intersections in Fort Lauderdale do you think should be the top priorities for improvement? [Check only TWO.]

- |  |   |
|--|---|
| <input type="checkbox"/> (1) Sunrise Blvd. and US1/Federal Hwy. (at Gateway)   | <input type="checkbox"/> (6) A1A and Oakland Park Blvd.                     |
| <input type="checkbox"/> (2) Sunrise Blvd. and US1/Federal Hwy. (at Searstown) | <input type="checkbox"/> (7) Powerline Rd. and Commercial Blvd.             |
| <input type="checkbox"/> (3) Broward Blvd. and Andrews Ave.                    | <input type="checkbox"/> (8) A1A/Seabreeze Blvd. and Harbor Dr./Holiday Dr. |
| <input type="checkbox"/> (4) 17th Street and US1/Federal Hwy.                  | <input type="checkbox"/> (9) SW 31st Ave. and Davie Blvd.                   |
| <input type="checkbox"/> (5) US1/Federal Hwy. and Commercial Blvd.             |   |

9. **Which TWO areas below should the City of Fort Lauderdale prioritize in the next year to improve traffic flow?** [Check only TWO.]

- |   |  |
|---|--|
| <input type="checkbox"/> (1) Implementing roadway improvement/complete street projects              | <input type="checkbox"/> (4) Investing in mass transit systems (such as rail, light rail, and streetcar) |
| <input type="checkbox"/> (2) Improving safety for all modes (vehicles, bicycles, pedestrians, etc.) | <input type="checkbox"/> (5) Improving traffic signal synchronization                                    |
| <input type="checkbox"/> (3) Developing a more frequent and reliable community bus system           | <input type="checkbox"/> (6) Other: _____  |
|   | <input type="checkbox"/> (9) Don't know  |

10. **Which of the following organizations do you think are primarily responsible for traffic signals and traffic signage (such as stop signs) in the City of Fort Lauderdale?**

- |   |  |   |
|---|--|---|
| <input type="checkbox"/> (1) Florida Department of Transportation | <input type="checkbox"/> (3) City of Fort Lauderdale | <input type="checkbox"/> (9) Don't know |
| <input type="checkbox"/> (2) Broward County                       | <input type="checkbox"/> (4) Other: _____            |   |

11. **What else (if anything) do you think The City should do to improve traffic flow in Fort Lauderdale that was not covered in Questions 1 - 10?**

---



---

## PART 2: HOMELESSNESS

12. **Overall, do you think homelessness is a major problem, minor problem, or not a problem in Fort Lauderdale?**

- ☐ (1) Major problem      ☐ (2) Minor problem      ☐ (3) Not a problem      ☐ (9) Don't know

13. **Please indicate how often you observe homeless people in the following areas of Fort Lauderdale.**

How often do you see homeless people in:	Almost Daily	A few times per week	A few times per month	A few times per year	Seldom or Never	Don't Know
1. The neighborhood where you live	5	4	3	2	1	9
2. Downtown Fort Lauderdale	5	4	3	2	1	9
3. Beaches in Fort Lauderdale	5	4	3	2	1	9
4. Parks in Fort Lauderdale	5	4	3	2	1	9
5. Commercial areas in Fort Lauderdale	5	4	3	2	1	9
6. Other areas in Fort Lauderdale	5	4	3	2	1	9

14. Please rate how supportive you would be of having the City of Fort Lauderdale do each of the following to address homelessness in Fort Lauderdale.

How supportive would you be of...		Very Supportive	Supportive	Somewhat Supportive	Not Supportive	Not at all Supportive	Don't Know
1.	Developing new (and/or expanding existing) homeless shelters in Fort Lauderdale	5	4	3	2	1	9
2.	Banning overnight sleeping in public areas without a permit	5	4	3	2	1	9
3.	Increasing enforcement of existing City ordinances which prohibit panhandling in the City	5	4	3	2	1	9
4.	Providing grants to non-profit organizations who provide services to the homeless in Fort Lauderdale	5	4	3	2	1	9
5.	Designating land for public camping	5	4	3	2	1	9
6.	Providing centralized facilities/ amenities for individual public use (storage lockers, showers, restrooms, etc.)	5	4	3	2	1	9
7.	Establishing a Homeless Court (similar to Veterans Court or Drug Court) to provide court mandated treatment or longer-term solutions, only for homeless individuals that are arrested for committing a misdemeanor crime.	5	4	3	2	1	9
8.	Using an existing facility in Fort Lauderdale as a day center or transitional facility with homeless support services	5	4	3	2	1	9

15. Which TWO of the actions listed in Question 14 are you most supportive of the City of Fort Lauderdale pursuing? *[Write-in your answers below using the numbers from the list in Question 14.]*

1st: \_\_\_\_\_ 2nd: \_\_\_\_\_

16. Which of the following do you think are the biggest concerns associated with homelessness in Fort Lauderdale? *[Check all that apply.]*

\_\_\_\_ (1) Crime  
 \_\_\_\_ (2) Panhandling/begging  
 \_\_\_\_ (3) Decreased property values  
 \_\_\_\_ (4) Negative impact on business  
 \_\_\_\_ (5) Negative impact on tourism  
 \_\_\_\_ (6) Makes neighbors feel uncomfortable in public places (parks, beaches, etc.)  
 \_\_\_\_ (7) Other: \_\_\_\_\_

17. What are your top TWO concerns from the list in Question 16? *[Write-in your answers below using the numbers from the list in Question 16.]*

1st: \_\_\_\_\_ 2nd: \_\_\_\_\_

18. The City of Fort Lauderdale currently spends over \$500,000 per-year in tax dollars and another \$1,000,000 in grant dollars to fund initiatives related to homelessness. Knowing this, do you think the City should spend more, about the same, or less than it is currently spending on homelessness?

\_\_\_\_ (3) More *[Answer Q18a.]*      \_\_\_\_ (2) About the same      \_\_\_\_ (1) Less      \_\_\_\_ (9) Don't know

- 18a. If "MORE" to Q18: Which of the following would be your preferred method of increasing funding for homelessness initiatives in Fort Lauderdale?

\_\_\_\_ (1) Raise City taxes  
 \_\_\_\_ (2) Reduce funding for other City services (such as police, parks, fire, street maintenance, etc.)  
 \_\_\_\_ (3) Other: \_\_\_\_\_  
 \_\_\_\_ (9) Don't know

19. Have you or a member of your household ever participated in an outdoor feeding program?

\_\_\_\_ (1) Yes      \_\_\_\_ (2) No

20. Do you or members of your household donate to panhandlers? \_\_\_\_ (1) Yes      \_\_\_\_ (2) No

21. Which of the following organizations do you think should have the most responsibility for addressing the issue of homelessness in Fort Lauderdale?

\_\_\_\_(1) Federal Government      \_\_\_\_ (3) Broward County      \_\_\_\_ (5) Non-profit/religious organizations  
 \_\_\_\_ (2) State of Florida      \_\_\_\_ (4) City of Fort Lauderdale      \_\_\_\_ (6) Other: \_\_\_\_\_

22. What else (if anything) do you think The City should do to address homelessness in Fort Lauderdale that was not covered Questions 12 - 21?

---



---

### PART 3: PUBLIC SCHOOLS

*Even if you do not currently have children enrolled in public schools in Fort Lauderdale, we would appreciate your input on the following questions.*

23. Do you currently have school age children (grades K-12) living at home?

\_\_\_\_(1) Yes      \_\_\_\_ (2) No [Skip to Q24.]

23a. For your school age children, is their school located in Fort Lauderdale?

\_\_\_\_(1) Yes      \_\_\_\_ (2) No

23b. For your school age children, what type(s) of school do they attend? [Check all that apply.]

\_\_\_\_(1) Public school [Skip to Q23d.]  
 \_\_\_\_ (2) Private or parochial school  
 \_\_\_\_ (3) Charter school  
 \_\_\_\_ (4) Home school  
 \_\_\_\_ (5) Other: \_\_\_\_\_

23c. What has influenced your decision not to send your children to public school? [Check all that apply.]

\_\_\_\_(1) Family Tradition  
 \_\_\_\_ (2) Availability of academic curriculum  
 \_\_\_\_ (3) Quality of academic curriculum  
 \_\_\_\_ (4) Availability of extracurricular programs (sports, clubs, music, etc.)  
 \_\_\_\_ (5) Quality of extracurricular programs (sports, clubs, music, etc.)  
 \_\_\_\_ (6) Other: \_\_\_\_\_

23d. For your school age children, in what levels of school are they currently enrolled? [Check all that apply.]

\_\_\_\_(1) Elementary School (K - 5)      \_\_\_\_ (2) Middle School (6 - 8)      \_\_\_\_ (3) High School (9 - 12)

23e. If your school age children attend public schools, do they attend their assigned school?

\_\_\_\_(1) Yes, they attend their assigned school      \_\_\_\_ (2) No, they attend an alternate school

24. Please rate the quality of the public schools in Fort Lauderdale.

Public School Levels		Excellent	Good	Average	Below Average	Poor	Don't Know
1.	Elementary School (K - 5)	5	4	3	2	1	9
2.	Middle School (6 - 8)	5	4	3	2	1	9
3.	High School (9 - 12)	5	4	3	2	1	9



**25. Please indicate your level of agreement with the following statements about public schools in Fort Lauderdale.**

Statement			Strongly Agree	Agree	Neither Agree or Disagree	Disagree	Strongly Disagree	Don't Know
01.	The facilities at public schools in Fort Lauderdale are in good condition	(a) Elementary	5	4	3	2	1	9
		(b) Middle	5	4	3	2	1	9
		(c) High School	5	4	3	2	1	9
02.	Public schools in Fort Lauderdale have high quality teachers	(a) Elementary	5	4	3	2	1	9
		(b) Middle	5	4	3	2	1	9
		(c) High School	5	4	3	2	1	9
03.	Public schools in Fort Lauderdale offer high quality academic curriculum choices	(a) Elementary	5	4	3	2	1	9
		(b) Middle	5	4	3	2	1	9
		(c) High School	5	4	3	2	1	9
04.	Children are safe from bullying at public schools in Fort Lauderdale	(a) Elementary	5	4	3	2	1	9
		(b) Middle	5	4	3	2	1	9
		(c) High School	5	4	3	2	1	9
05.	Crime is not a problem at public schools in Fort Lauderdale	(a) Elementary	5	4	3	2	1	9
		(b) Middle	5	4	3	2	1	9
		(c) High School	5	4	3	2	1	9
06.	Public schools in Fort Lauderdale are equipped to support children with physical and learning disabilities	(a) Elementary	5	4	3	2	1	9
		(b) Middle	5	4	3	2	1	9
		(c) High School	5	4	3	2	1	9
07.	The teacher to student ratio is good at public schools in Fort Lauderdale	(a) Elementary	5	4	3	2	1	9
		(b) Middle	5	4	3	2	1	9
		(c) High School	5	4	3	2	1	9
08.	Public schools in Fort Lauderdale have good sports programs	(a) Elementary	5	4	3	2	1	9
		(b) Middle	5	4	3	2	1	9
		(c) High School	5	4	3	2	1	9
09.	Public schools in Fort Lauderdale have good extracurricular (non-sports) programs (band, debate, art, science, etc.)	(a) Elementary	5	4	3	2	1	9
		(b) Middle	5	4	3	2	1	9
		(c) High School	5	4	3	2	1	9
10.	Children who attend public <b>high schools</b> in Fort Lauderdale are prepared for their next phase of life (e.g. work, military service, college, etc.)		5	4	3	2	1	9

**26. Which TWO of the items listed in Question 25 do you think should be the top priorities for improvement in the public schools located in Fort Lauderdale? [Write in the numbers below for your top 2 choices for each level of education using the numbers from the list in Question 25].**

Elementary (K - 5): 1st: \_\_\_\_\_ 2nd: \_\_\_\_\_  
Middle (6 - 8): 1st: \_\_\_\_\_ 2nd: \_\_\_\_\_  
High School (9 - 12): 1st: \_\_\_\_\_ 2nd: \_\_\_\_\_

**27. Compared to 5 years ago, do you think the quality of public schools in Fort Lauderdale has improved, stayed the same, or decreased?**

Public School Levels		Improved	Stayed the Same	Decreased	Don't Know
1.	Elementary School (K - 5)	3	2	1	9
2.	Middle School (6 - 8)	3	2	1	9
3.	High School (9 - 12)	3	2	1	9

28. Which of the following has influenced you most in your answers about public schools in Fort Lauderdale? (Check all that apply)

- ☐ (1) Currently having a child or children enrolled in a public school in Fort Lauderdale  
☐ (2) Previously having a child or children enrolled in a public school in Fort Lauderdale  
☐ (3) The media (television, radio, newspaper, internet, etc.)  
☐ (4) Opinions of people outside of the media  
☐ (5) Other: \_\_\_\_\_

29. Do you think the City of Fort Lauderdale should open a charter school? ☐ (1) Yes ☐ (2) No

30. What other suggestions or concerns do you have for improving public schools in Fort Lauderdale?

---

---

#### DEMOGRAPHICS

31. Approximately how many years have you lived in Fort Lauderdale? \_\_\_\_\_ years

32. What is your age? \_\_\_\_\_ years

33. What is your gender: ☐ (1) Male ☐ (2) Female

34. Which of the following best describes your race? [Check all that apply.]

- ☐ (1) African American/Black ☐ (4) White  
☐ (2) American Indian/Alaska Native ☐ (5) Other: \_\_\_\_\_  
☐ (3) Asian/Hawaiian/Other Pacific Islander

35. Are you of Hispanic, Latino, or other Spanish ancestry? ☐ (1) Yes ☐ (2) No

36. What is the highest level of education a member of your household has received?

- ☐ (1) Less than high school graduate ☐ (4) Associate's degree  
☐ (2) High school graduate (includes equivalency) ☐ (5) Bachelor's degree  
☐ (3) Some college, no degree ☐ (6) Graduate or professional degree

37. Do you own or rent your home? ☐ (1) Own ☐ (2) Rent

38. Do you own or manage a business in the City of Fort Lauderdale? ☐ (1) Yes ☐ (2) No

**This concludes the survey – Thank you for your time!**

Please return your completed survey in the enclosed postage-paid envelope addressed to:  
ETC Institute, 725 W. Frontier Circle, Olathe, KS 66061

Your responses will remain completely confidential. The information printed on the sticker to the right will ONLY be used to help identify which areas of the City are having problems with city services. If your address is not correct, please provide the correct information. Thank you.