



PUBLIC WORKS

## ROUTING FORM FOR TASK ORDERS – COMMISSION APPROVAL

Project/Contract Number: 12203 – Task Order No. 3 CMO Log #: 4/4/16  
 Document Title: 441 NW 7 Avenue Sewer Extension Attached: 3 original  
 Department: Public Works - Engineering Contact: Daniel Lizarazo  
 Corresponding CAM #: 16-0211 Contact #: 954-828-6982  
 Commission Date: 03/15/2016 Item: 3 copies of TO#3

Purpose: This project involves the extension of the existing gravity sewer collection system for approximately 300 linear feet eastward along NW 5<sup>th</sup> Street from a manhole located at the intersection of NW 5<sup>th</sup> Street and NW 7<sup>th</sup> Terrace. The purpose of this sewer extension is to provide service to properties currently served by septic tanks.

## FUNDING INFORMATION

CIP Funded Project: Yes ☒ No ☐  
 Amount Required by Task Order: \$31,291  
 Index/Sub Object Code: P12203.454-6534  
 Engineering Finance Approval Sign: Neil Thomas 3/21/2016

## APPROVAL ROUTING – PUBLIC WORKS

	Approved:	Disapproved:	Signature/Initials
Paul Berg, Acting Public Works Director	<input checked="" type="checkbox"/>	<input type="checkbox"/>	<u>Paul Berg 3-21-16</u>

## APPROVAL ROUTING – FINANCE DEPARTMENT

	Recommend Approval:	Disapproved:	Signature/Initials
Kirk W. Buffington, C.P.M., Finance Director	<input checked="" type="checkbox"/>	<input type="checkbox"/>	<u>[Signature]</u>

## APPROVAL ROUTING – CITY ATTORNEY'S OFFICE

	Approved as to form:	Disapproved:	Signature/Initials
City Attorney	<input checked="" type="checkbox"/>	<input type="checkbox"/>	<u>[Signature]</u>

## APPROVAL ROUTING – CITY MANAGER'S OFFICE

	Approved:	Disapproved:	Signature/Initials
Lee R. Feldman, ICMA-CM, City Manager	<input type="checkbox"/>	<input type="checkbox"/>	

**CITY CLERK'S OFFICE** Upon approval by the City Manager, please route this form along with Task Order to PW- Engineering, Kian Movafaghi (Ext. 7818).

1822:2 01 0007  
1822:2 214234

**TASK ORDER NO. 03  
CITY PROJECT #P12203**

**DATED THIS 15 DAY OF MARCH, 2016**

**FORT LAUDERDALE PUBLIC WORKS DEPARTMENT**

**441 NW 7 AVENUE SEWER EXTENSION**

**I. BACKGROUND**

This Task Order is pursuant to the Continuing Contract for Civil Engineering Consultant Services (No. 626-10881) between the City of Fort Lauderdale, a Florida municipality, ("CITY") and Tetra Tech, Inc., ("CONSULTANT"), a Delaware corporation authorized to transact business in Florida, for Civil Engineering CONSULTANT Services in accordance with the terms of the agreement for professional services dated November 6, 2012, and expires on November 5, 2016, between CITY and CONSULTANT ("MASTER AGREEMENT").

The City of Fort Lauderdale has identified the need to extend its existing gravity sewer collection system for approximately 300 linear feet (LF) eastward along NW 5<sup>th</sup> Street from a manhole located at approximately the intersection of NW 5<sup>th</sup> Street and NW 7<sup>th</sup> Terrace. The proposed extension will consist of the installation of an 8-inch gravity pipe on the center of NW 5<sup>th</sup> Street at an approximated depth of 12 feet (based on a survey provide by the CITY). The purpose of this sewer extension is to provide service to properties currently served by septic tanks.

The CITY owns and operates various water, wastewater and stormwater utility infrastructure within the project right-of-way. Other existing utilities that typically share the right-of-way include power, telephone, cable, gas utilities, and others. The CITY would like to implement the wastewater pipeline replacement and improvements while avoiding relocation of existing utilities, if possible.

During a meeting on January 5, 2014, CITY representatives indicated that a survey of the project area is available and that will be provided to the CONSULTANT. Therefore, the preparation of a survey is not part this scope of work. CONSULTANT will reasonably rely upon survey information provided by the CITY to perform the services described herein. The information attained from the CITY provided survey will be correlated to information obtained by the CONSULTANT from sub-surface utility engineering (SUE).

**II. SCOPE OF SERVICES**

This task order will include Professional Engineering services required for the design of approximately 300 LF of gravity main along NW 5<sup>th</sup> Street in Fort Lauderdale, FL from an existing manhole located at the intersection of NW 5<sup>th</sup> Street and NW 7<sup>th</sup> Terrace eastward to the intersection of NW 5<sup>th</sup> Street and NW 7<sup>th</sup> Avenue in Ft Lauderdale, FL.

The CONSULTANT is responsible for all work of their subconsultants and subcontractors to meet the deliverables included on this task order. CONSULTANT shall provide the following services described in the tasks that follow:

**Task A - Utilities Evaluation and Subsurface Utility Evaluations**

Utilities Evaluation: CONSULTANT will perform the utility evaluation for the existing power, telecommunication, cable television, gas, water, sewer and drainage facilities, and other identified facilities within limits of the project.

1. Subsurface Utility Engineering (SUE): Three (3) test holes will be performed along the project route by F.R. Aleman. The scope included in Attachment A describes the deliverable. It will include a data sheet for every Test Hole performed and a summary table of verified utility detailing the test hole information, including the top and bottom of pipe elevations of the utilities in conflict with the proposed gravity main. The information obtained during the SUE will be correlated to the survey prepared by the CITY.
2. CONSULTANT will coordinate with Sunshine State One Call of Florida (SSOCOF) to open Design Tickets, will contact all existing utilities provided by SSOCOF and will submit sketches of the proposed work to obtain available atlas, mark-ups, records, as-builts, etc. of the utilities currently located within the project area. CONSULTANT will prepare a utility matrix indicating the utility companies that were contacted, the date of contact, and what information was received from each one.
3. The locations of the existing underground utilities will be depicted based on the records received, by using the above ground visible features (i.e. valves, manhole covers, inlets) to approximate the locations of the utilities.
4. The horizontal locations of tie-ins will be approximated, to the extent possible, based on the limited information provided and above ground visible features within the right-of-way.
5. Vertical locations for sewers will be approximated, to the extent possible, based on invert elevations at manholes and inlets provided by the survey from the CITY. Vertical locations for services and laterals will be assumed based on City standards.

Deliverables: Design Ticket, Utility Matrix, and Subsurface Utility Evaluations obtained as part of the SUE

Not-to-Exceed: \$3,270

**Task B – Geotechnical Investigation**

A geotechnical engineering evaluation and subsurface explorations to facilitate design and construction of the proposed gravity main will be performed by Ardaman & Associates, Inc. (AAI). The scope for the geotechnical investigation provided in Attachment A includes the installation of Two (2) Standard Penetration Test (SPT) borings to a depth of about 15 feet below existing ground surface. The purpose of the exploration is to obtain general subsurface soil information so that recommendations can be provided for site preparation procedures, foundations, and other geotechnical aspects of the project. Refer to the proposal dated January 8, 2016 from AAI, attached.

Deliverables: Geotechnical Report  
Not-to-Exceed: \$2,000

**Task C – Final Design Plans and Specifications**

CONSULTANT will prepare drawings, technical specifications, and estimate of probable construction costs. This submittal will include plan and profile views, illustrating the design of approximately 300 LF of gravity main along NW 5<sup>th</sup> Street in Fort Lauderdale, FL from an existing manhole located at the intersection of NW 5<sup>th</sup> Street and NW 7<sup>th</sup> Terrace eastward to the intersection of NW 5<sup>th</sup> Street and NW 7<sup>th</sup> Avenue in Ft Lauderdale, FL. The design will be PVC piping to be installed via open trench. The final sanitary sewer gravity main extension improvements submittal will also include technical specifications, and will incorporate the comments received from all applicable regulatory agencies including the CITY's Engineering and Operations staff, Building Department, Broward County Department of Health (BCDOH), and the Broward County Highway Construction and Engineering Division (BCHCED).

The activities envisioned under this task include the following:

1. Prepare agenda, attend one (1) project kick-off meeting with the CITY, and prepare summary.
2. Site Visit: CONSULTANT staff will visit the project site to observe existing conditions and review the pipeline corridor. Four (4) hours has been included in the proposal for this activity.
3. Review the survey and available CITY record drawings. The CITY will provide GIS information of CITY owned water, sewer and stormwater facilities in digital format.
4. Coordinate with the CITY to discuss the proposed pipeline locations and potential conflicts.
5. Prepare drawings in AutoCAD based on the existing survey provided by the CITY and geotechnical engineering information. A preliminary list of drawings is presented below:
  - Cover Sheet and Location Map
  - Legends, Abbreviations and General Notes

- Key Plan
  - Plan and Profile Drawings (2 sheets)
    - Plan Scale 1-inch = 20-ft
    - Profile Scale: Horizontal 1-inch = 20-ft and Vertical 1-inch = 2-ft
  - Standard CITY Wastewater Details (2 Sheets)
  - Pollution Prevention Notes, Specs and Details (2 Sheets)
7. Design review coordination with City Engineering and Operations staff to obtain layout consensus.
8. Prepare an Estimate of Probable Construction Cost based on previous bid tabulations, vendor quotes, and estimates provided by Contractors.
9. QA/QC of plans and specifications by senior Tetra Tech review staff.
- Deliverables: Three (3) Sets of Design Plans, Technical Specifications, and Statement of Probable Construction Costs.
- Not-to-Exceed: \$9,230

**Task D – Permitting**

CONSULTANT will prepare and submit the permit applications and supporting documentation necessary to obtain permits required for the project to the City of Fort Lauderdale Building Department, BCDOH, and BCHCED for the sanitary sewer extension project. Accordingly, CONSULTANT will perform the following tasks:

1. Prepare and submit one (1) "Notification/Application for Constructing a Domestic Wastewater Collection/Transmission System" [DEP Form 62-603.300(8)(a))] to the BCDOH and respond to up to two (2) "Requests for Additional Information" (RAI) issued by the regulatory agency or two (2) teleconferences with agency staff.
2. Prepare and submit one (1) "Request for Approval to Place a Domestic Wastewater Collection/Transmission System into Operation"[DEP Form 62-603.300(8)(b))] through the BCDOH for project certification. Clearance applications are budgeted based on receipt of a single Contractor submittal containing five (5) hardcopy sets and one (1) AutoCAD CD set of as-built drawings that depict the information required in the contract documents along with signed passing pressure test forms. Failure of the Contractor to provide the required information or submission of poor quality as-built drawings will count as an application review. Poor quality as-built drawings will be returned with comments one (1) time and subsequent reviews of poor quality as-built drawings submitted by the Contractor will be counted as one (1) application review per instance. The project manual and/or the drawings will specify the Contractor's responsibilities for submittal of acceptable as-builts and other supporting documentation requirements. In addition, it shall be clearly stipulated in the specifications that additional costs incurred due to more than one (1) review, or

required due to unacceptable quality of documentation, will be the responsibility of the Contractor and at their cost.

3. Prepare and submit two (2) signed and sealed sets of plans to the City of Fort Lauderdale Building Department for review and response to two (2) anticipated "Requests for Additional Information" (RAI) issued by the regulatory agency or two (2) teleconferences with agency staff.
4. Prepare and submit three (3) signed and sealed "Application for Permit for Construction in Public Right-of-Way" through Broward County Highway Construction and Engineering Division (BCHCED).
5. All permit application fees will be paid by the CITY upon written request from the CONSULTANT.

Deliverables: Permit Application Submittals and Approvals  
Not-to-Exceed: \$3,180

#### **Task E - Bidding and Award**

The proposed improvements will be bid as one (1) project. Bidding and award activities will be led by the CITY. CONSULTANT will conduct the following services during the bidding process.

1. Provide the CITY a master copy of the Bid Set construction drawings and specifications in electronic format (PDF). It is our understanding that the CITY will be responsible for distribution of bid packages to potential bidders via online plan distribution through BidSync.
2. Attend the pre-bid meeting at the CITY, prepare an agenda and provide technical support during the pre-bid meeting as directed by the CITY.
3. CONSULTANT will provide support with addenda. CONSULTANT will respond to technical questions forwarded by the CITY for up to three (3) anticipated addenda as part of this scope of services. CONSULTANT will respond, within three (3) working days, to questions using the Addendum Form provided by the CITY for expedited response time. Necessary supporting documents will be generated, as applicable, and submitted to the CITY for distribution to registered plan holders.
4. Evaluate the bid schedules, contact and verify references, provide support for evaluation of the apparent low bidder's utilities contractor's qualifications for undertaking the utility work on the project, and provide a recommendation of award.

Deliverables: Bid Evaluation and Recommendation and Addenda.  
Not-to-Exceed: \$3,930

**Task F – Construction Administration**

The following scope is based on four (4) months of Construction / Contract Time and on total hours specified within. The CITY shall furnish and assign a Construction Project Manager and Project Inspector(s) to perform routine and periodic inspections during the course of the project construction activities. All instructions to the Contractor will be issued through the CITY's Project Manager or Inspector, in writing on an as-needed basis. During the construction phase, CONSULTANT will:

1. Provide construction observation services to include limited/periodic observation of the construction of the project. Any additional time beyond this will require an approved agreement.
2. Prepare conformed Contract Documents and attend one (1) pre-construction conference, prepare agenda.
3. Periodically observe construction of the proposed improvements on key inspections as requested and authorized in writing by the City. The overall project is expected to have a total duration of up to four (4) months including project kick-off, shop drawing review and substantial and final completion. Site visits will occur after the monthly progress meetings and a total of three (3) visits are anticipated. An additional key inspections/site visits has been included for observations and will be conducted as requested and authorized in writing by the City.
4. Attend up to three (3) monthly progress meetings. The CITY Construction Project Manager will be responsible for preparing meeting agenda and minutes for distribution.
5. Provide interpretation or clarification of the design documents during active construction (up to 3 months) when requested.
6. Review shop drawings and other submittals one (1) time per submittal subject area for general conformance with the Contract Documents. The Contract Documents will require the Contractor to pay for all additional reviews.
7. Evaluate and determine the acceptability of substitute materials and equipment proposed by the Contractor.
8. Assist the CITY's full time Project Inspector or Construction Project Manager with review of applications for payment, test reports for soils, concrete and other materials on a monthly basis.
9. Assist the CITY's Construction Project Manager to evaluate claims made by the Contractor and prepare change orders as required.
10. Conduct substantial and final completion inspections and checklists.

11. Review asbuilt drawings prepared, signed, and sealed by the Contractor's surveyor to identify deficiencies in information.
12. The deliverables shall include DWG, PDF, WORD, EXCEL, or other relevant files in the original format as required. The drawings will comply with CITY CAD Standards.

Deliverables: Construction Administration  
Not-to-Exceed: \$9,365

#### **Task G- Reimbursable Expenses**

Reimbursable expenses will include reproduction of the following submittals for submittal to the City or permitting agencies:

- Final Plans and Specifications BCHCED
- BCDOH
- City of Fort Lauderdale Building Department

Not-to-Exceed: \$316

### **III. ASSUMPTIONS**

- CONSULTANT will reasonably rely upon survey provided by the CITY to perform the services described herein
- CITY shall provide standard details to incorporate into the construction plans.
- CITY shall provide the water, sewer and drainage as-builts and atlas information in GIS format or hard copy format for this portion of the CITY's service area.
- It is assumed that any abandoned CITY lines within the work area which may be in conflict with the new gravity main installation can be removed.
- CITY shall review and provide comments on design deliverables within seven (7) working days.

### **IV. ADDITIONAL SERVICES**

If authorized in writing by the CITY as an amendment to this Task Order, the CONSULTANT shall furnish, or obtain from others, Additional Services of the types as listed in the Master Agreement. The CITY, as Indicated in the Master Agreement, will pay for these services.

The following services are NOT included in this proposal and will be considered Additional Services, which will be addressed in a separate contractual agreement. The services include but are not limited to:

1. Architectural, mechanical (i.e. fire pumps), fire protection, environmental assessments or

wetlands impacts and permitting, power, gas, telephone, cable television, site lighting services.

2. Calculations of off-site flood stages.
3. Off-site engineering and negotiations for off-site easements.
4. Professional services required due to conditions different from those itemized under the Scope of Services or due to events beyond the control of CONSULTANT.
5. Professional services required, due to changes in the site plan initiated by the CITY, their representatives or other CONSULTANTS (e.g. architects, landscape architects, etc.) after either design or preparation of the construction drawings has commenced.
6. Determination of quantities for payment application review / processing.
7. NPDES compliance.
8. Other Permits - This proposal does not include permitting services for any permits not previously listed.
9. Costs for advertising the Project are to be paid by the City.
10. Obtaining easements on property for construction of the project is not included in this scope.
11. Coordination with homeowners is not included in this scope and no time has been budgeted for attendance at any meetings not previously listed. For private water service relocation and reconnection, the Contractor will coordinate with property owners to obtain signed Right-of-Entry forms consenting to allow contractors to perform the necessary work within the private property.
12. All construction related layout and record drawing survey work and geotechnical services, including materials testing and other services are to be provided by the Contractor. This pertains only to such work that is completed during the construction phase.
13. Services related to permitting pipeline construction through wetlands or environmentally sensitive areas are not anticipated and are not included in this scope. Water Management District or ACOE permitting is not included in this scope.
14. Hydraulic modeling.
15. All permitting fees are to be paid by the City.
16. Preparation of record drawings.

17. Additional reviews, beyond the single review in this proposal, of project submittals, such as shop drawings, as-builts, and other submittals.
18. Attendance at any enforcement action meetings with regulatory agencies.
19. Work related to any existing force main breaks or wastewater spills.
20. Field visits or meetings related to emergency spills or breaks.
21. Conditions assessments of the existing force main.

## V. PROJECT FUNDING

Performance of this project is at the CITY's discretion and may be contingent upon the CITY receiving funding and work shall not begin until the CITY notifies the CONSULTANT that funding sources for this project are in place.

## VI. COMPENSATION SUMMARY

CONSULTANT will provide the above described documentation preparation and coordination on a Not-to-Exceed basis for a fee of **\$31,291** (Thirty one thousand two hundred ninety-one dollars) and will be invoiced monthly. The compensation for the Scope of Service by task is summarized on the following page.

Task	Fee by Task
A. Utilities Evaluation and Subsurface Utilities Evaluations	\$3,270
B. Geotechnical Investigation	\$2,000
C. Final Design Plans and Specifications	\$9,230
D. Permitting	\$3,180
E. Bidding and Award	\$3,930
F. Construction Administration	\$9,365
G. Reimbursable Expenses	\$ 316
<b>Not-to-Exceed Fee</b>	<b>\$31,291</b>

## VII. SCHEDULE

CONSULTANT shall commence services immediately after the written Notice to Proceed.

Task	Estimated Duration (days)
A. Utilities Evaluation and Subsurface Utilities Evaluation	30
B. Geotechnical Investigation	30
C. Final Design Plans and Specifications	60
G. Permitting	60
E. Bidding and Award	60
J. Construction Administration	120

## CITY CONTACTS

Requests for payments should be directed to City of Fort Lauderdale Accounts Payable via e-mail to [AcctsPayable@FortLauderdale.gov](mailto:AcctsPayable@FortLauderdale.gov). with a copy provided to the City's Project Manager. All other correspondence and submittals should be directed to the attention of Daniel Lizarazo, P.E., Project Manager II, at the address shown below. Please be sure that all correspondence refers to the City project number and title as stated above.

Daniel Lizarazo, P.E.  
Project Manager II  
City of Fort Lauderdale  
City Hall, 4th Floor Public Works Engineering  
100 North Andrews Avenue Fort Lauderdale, FL 33301  
954-828-6982  
[dlizarazo@fortlauderdale.gov](mailto:dlizarazo@fortlauderdale.gov)

## CONSULTANT CONTACTS


Tetra Tech, Inc.  
Ken Caban, P.E., BCEE  
Senior Project Managing Principal  
450 North Park Road, Suite 502  
Hollywood, FL 33021  
Phone: 305-849-3403  
Email: [ken.caban@tetrattech.com](mailto:ken.caban@tetrattech.com)

Tetra Tech, Inc.  
Diana M. Santander, P.E.  
Senior Project Manager  
450 North Park Road, Suite 502  
Hollywood, FL 33021  
Phone: 305-458-8293  
Email: [diana.santander@tetrattech.com](mailto:diana.santander@tetrattech.com)


CLOSURE

IN WITNESS OF THE FOREGOING, the parties have set their hands and seals the day and year first above written.


CITY OF FORT LAUDERDALE, a municipal  
corporation of the State of Florida


By:   
Lee R. Feldman, City Manager


ATTEST:

  
Jeffrey A. Modarelli, City Clerk

Approved as to form:

  
Rhonda Montoya Hasan,  
Assistant City Attorney





CONSULTANT

WITNESSES:

Karen Miller  
Karen Miller  
Print Name

Andrea T. Kelly  
Andrea T. Kelly  
Print Name

TETRA TECH, INC., a Delaware corporation  
authorized to transact business in Florida

By: William R. Brownlie  
Name: William R. Brownlie  
Title: Senior Vice President

(CORPORATE SEAL)

ATTEST:

By: Janis B. Salin  
Name: Janis B. Salin  
Title: Secretary

STATE OF FLORIDA  
COUNTY OF \_\_\_\_\_

The foregoing instrument was acknowledged before me this \_\_\_\_\_ day of \_\_\_\_\_, 2016, by \_\_\_\_\_ as \_\_\_\_\_ of \_\_\_\_\_, a \_\_\_\_\_ corporation, who is \_\_\_\_\_ personally known to me or \_\_\_\_\_ has produced \_\_\_\_\_ as identification.

(SEAL)

\_\_\_\_\_  
Notary Public, State of Florida  
Signature of Notary taking Acknowledgement

\_\_\_\_\_  
Printed Name

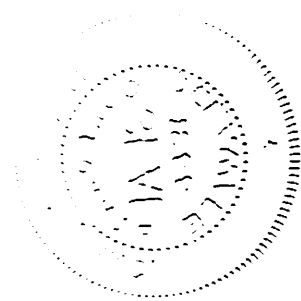
\_\_\_\_\_  
My Commission Expires

\_\_\_\_\_  
Commission No.

*See attached certificate. KS 3/19/16*

20160216TO 3 Sewer Extension to 441 NW 7th Avenue - R4  
Tt #BP Ft Lauderdale





**CALIFORNIA ALL-PURPOSE ACKNOWLEDGMENT**

**CIVIL CODE § 1189**

A notary public or other officer completing this certificate verifies only the identity of the individual who signed the document to which this certificate is attached, and not the truthfulness, accuracy, or validity of that document.

State of California )  
 County of Los Angeles )  
 On March 9, 2016 before me, Kimi Suzuki, Notary Public,  
 Date Here Insert Name and Title of the Officer  
 personally appeared William R. Brownlie  
 Name(s) of Signer(s)

who proved to me on the basis of satisfactory evidence to be the person(s) whose name(s) is/are subscribed to the within instrument and acknowledged to me that he/~~she/they~~ executed the same in his/~~her/their~~ authorized capacity(ies), and that by his/~~her/their~~ signature(s) on the instrument the person(s), or the entity upon behalf of which the person(s) acted, executed the instrument.

I certify under PENALTY OF PERJURY under the laws of the State of California that the foregoing paragraph is true and correct.

WITNESS my hand and official seal.



Signature Kimi Suzuki  
 Signature of Notary Public

Place Notary Seal Above

**OPTIONAL**

Though this section is optional, completing this information can deter alteration of the document or fraudulent reattachment of this form to an unintended document.

**Description of Attached Document**

Title or Type of Document: \_\_\_\_\_ Document Date: \_\_\_\_\_

Number of Pages: \_\_\_\_\_ Signer(s) Other Than Named Above: \_\_\_\_\_

**Capacity(ies) Claimed by Signer(s)**

Signer's Name: \_\_\_\_\_

☐ Corporate Officer — Title(s): \_\_\_\_\_

☐ Partner — ☐ Limited ☐ General

☐ Individual ☐ Attorney in Fact

☐ Trustee ☐ Guardian or Conservator

☐ Other: \_\_\_\_\_

Signer Is Representing: \_\_\_\_\_

Signer's Name: \_\_\_\_\_

☐ Corporate Officer — Title(s): \_\_\_\_\_

☐ Partner — ☐ Limited ☐ General

☐ Individual ☐ Attorney in Fact

☐ Trustee ☐ Guardian or Conservator

☐ Other: \_\_\_\_\_

Signer Is Representing: \_\_\_\_\_

**ATTACHMENT A**

**FEE BREAKDOWN AND SUBCONSULTANT PROPOSALS**

<div><div><div><div><div></div><div></div></div><div></div></div><div>Price Proposal</div></div></div>			Labor Plan					Price Summary / Totals				
			5 Resource					Task Pricing Totals		31,291		
Sanitary Sewer Extension-NW 5th Street			Bill Rate >	205.00	175.00	125.00	85.00	90.00	Specify Add'l Fees on Setup		0	
									Technology Use Fee			
Approx. 300 LF of proposed sanitary sewer along NW 5th St from existing San MH at NW 7th Terr to new MH on NW 7th Ave			Proj Area >						Total Price		31,291	
Submitted to: City of Fort Lauderdale (Attn: Daniel Lizarazo, P.E.)									Pricing by Resource			
Contract Type: Not to Exceed			Total Labor Hrs	Sr. Project Managing Principal	Sr. Project Manager	Engineer II	Engineer I	CAD Designer I	Labor	Subs	ODCs	Task Pricing Totals
Project Phases / Tasks												
			232	11	39	82	66	34	28,000	2,975	316	31,291
Task A. Utilities Verification			17	1	2	6	6	2	1,995	1,275	-	3,270
Task B. Geotechnical Investigation			2	-	1	1	-	-	300	1,700	-	2,000
Task C. FINAL Design Plans			74	6	16	17	15	20	9,230	-	-	9,230
Task D. PERMITTING			30	-	3	8	11	8	3,180	-	-	3,180
Task E. Bidding and Award			30	3	6	12	9	-	3,930	-	-	3,930
Task F. Construction Administration			79	1	11	38	25	4	9,365	-	-	9,365
Task G Reimbursables			-	-	-	-	-	-	-	-	316	316
Totals			232	11	39	82	66	34	28,000	2,975	316	31,291



**F.R. ALEMAN**

& Associates, Inc.

CONSULTING ENGINEERS & SURVEYORS  
[www.FR-Aleman.com](http://www.FR-Aleman.com)

10305 NW 41 Street, Suite 200  
Miami, Florida 33178  
TEL: (305) 591-8777  
FAX: (305) 599-8749

January 18, 2016

**Tetra Tech | Water, Environment & Infrastructure Group**

Alicia M. Vereza-Feria, EI, CFM |

Project Manager

Main: 786-507-3898 Fax: 786-439-0400

Cell: 305-632-8321

[alicia.vereza-feria@tetrattech.com](mailto:alicia.vereza-feria@tetrattech.com)

150 West Flagler Street | Suite 1625 | Miami, Florida 33130

[www.tetrattech.com](http://www.tetrattech.com)

RE: Underground Utility Investigation at the HOUSE OF GOD (441 N.W. 7<sup>th</sup> Avenue,  
Fort Lauderdale)

Dear Ms. Vereza-Feria,

In accordance with your request, F.R. Aleman & Associates, Inc., (FRA) is pleased to submit our proposal to provide SUBSURFACE UTILITY ENGINEERING (S.U.E.) Services to your company for the above referenced project. Based on the information provided FRA will attempt to provide horizontal and vertical locations of utilities prior to excavation.

FRA will perform 3 test holes on existing underground utility information. Scope is limited to obtain below ground utilities. No attempt will be made to collect features other than utilities. Vacuum excavation is a technique used to safely expose utilities by using a combination of compressed and vacuum air. Once the utility has been exposed, vertical elevation, diameter and material type can be obtained. Test hole locations and elevations will be tied to survey provided by City of Fort Lauderdale to TETRA TECH, INC.

**CONDITIONS – Locating Of Underground Utilities for Pre-Excavation**

- Utility Locations will be provided in an attempt to prevent or reduce the likelihood of damage during excavation.
- Results will be dependent upon field conditions at the time of locating services.
- If underground facilities are damaged, whether marked by FRA or not, it is your obligation to notify a representative of FRA within 48 hours of the damage.
- Prior to excavation, the contractor is responsible for securing locations of public utilities through Sunshine State One Call of Florida (811).

## S.U.E. Services Price Proposal

### Subsurface Utility Engineering (SUE)

CATEGORY	UNITS		RATE	
Test Holes	3	Eacjh	\$360.00	\$1,080.00
Field Crew 3 Man/Preparation of Reports and CADD files	3	Hours	\$65.00	\$195.00
Total for SUE Services				\$1,275.00

Test Hole Unit Rates were obtained from existing FRA Contract with City of Fort Lauderdale. In this project, since the Control Survey information will be provide to FRA, we are adding a fee of \$25.00 per hole to perform some survey verification of the Control Information provided to us.

The Total combined Survey and SUE fee for the services described above is One Thousand Tow Hundred and Seventy Five with 00/100 dollars. **(\$1,275.00).**

All survey work will comply at all times with the Standards and Practice for Surveying and Mapping, according to Chapter 5J-17 of Florida Administrative Code, as adopted by the Board of Professional Surveyors, Chapter 472, Florida Statutes. Survey work will comply with City of Fort Lauderdale Standards.

#### Delivery

FRA will submit a CADD file with the location of test hole performed based on the control points provided by the city.

FRA will also prepare a report for every Test Hole performed and a Table (Summary) of Verified Utility detailing the test hole information, including the top and bottom of pipe elevations of the utilities in conflict with the proposed water-main.

If you have any questions, please do not hesitate to contact our office.

Very truly yours,

*Dennis Stanton*

---

Dennis Stanton  
S.U.E. Director



**Ardaman & Associates, Inc.**

Geotechnical, Environmental and  
Materials Consultants

2608 W 84 Street, Hialeah, FL 33016

PH 305-825-2683, FX 305-825-2686

January 29, 2016  
Proposal No.: 16-3017

Ms. Alicia Vera-Feria EI, CFM  
Tetra Tech Water / Environment & Infrastructure Group  
150 West Flagler Street, Suite 1625  
Miami, FL 33130

**PROPOSAL FOR GEOTECHNICAL ENGINEERING SERVICES  
HOUSE OF GOD SEWER CONNECTION  
441 NW 7<sup>th</sup> AVENUE  
FORT LAUDERDALE, FL 33311**

In accordance with your request, we are pleased to submit our proposal to perform subsurface explorations and geotechnical studies for the above project. The purpose of the exploration is to obtain general subsurface soil information so that recommendations can be provided for site preparation procedures, foundations, and other geotechnical aspects of the project.

We understand that your project will consist of the sewer connection of the property at 441 N.W. 7<sup>th</sup> Avenue to the city system. Based on our experience with subsurface conditions in the general site vicinity and our understanding of the proposed structural loads, we propose to perform two (2) Standard Penetration Test (SPT) borings to a depth of about 15 feet below existing ground surface.

An engineering report will be prepared which will present the findings of our exploration and our recommendations for site preparation and foundation design.

It is our understanding that the boring locations will be accessible to our truck-mounted drilling equipment. Notice that clearance for utilities within the subject property will be provided prior to drilling operations.

## FEE ESTIMATE

Based on our knowledge of the project to-date, the estimated cost of our geotechnical services for this project is **\$1,700** itemized as follows:

1. Initial site visit, layout of boring locations, coordination of underground utility locating, permit submittals, etc.:  
- Staff Engineer - 3 hours @ \$95.00/hour .....\$285.00
2. MOT Plan Implementation (estimated, not including flaggers) .....\$90.00
3. Mobilization/Demobilization of drilling equipment.....\$300.00
4. Standard Penetration Test borings (2 borings to 10' to 15'):  
25 feet of borehole of depths less than 25 feet @ \$15.00/foot .....\$375.00
5. Engineering Services & Report Preparation  
Project Engineer - 4 hours @ \$125.00/hour .....\$500.00  
Senior Project Engineer - 1 hour @ \$150.00/hour.....\$150.00

Weather conditions permitting, we will start the field exploration program within ten working days after receiving your authorization to proceed.


Should we encounter conditions on the site that warrant more investigative effort than anticipated, we will inform you immediately. We will not proceed with additional work without your approval.

Please contact us if you should have any questions concerning the scope of work or the fee estimate.

If the terms above are acceptable to you, please return one signed copy of our Proposal Acceptance Form as an indication of your acceptance and authorization to proceed with the work.

Very truly yours,

**ARDAMAN & ASSOCIATES, INC.**



Evelio Horta, Ph.D., P.E., G.E.

Vice President

 Ardaman & Associates, Inc.

