


**Legend**

**Category**

- 1: Lrg Vert Displ
- 2: Wide Cracks
- 3: Sml Vert Displ
- 4: Srfc Defects (Concrete Spalling)
- 5: Narrow Cracks

**City Limits**




**CITY of FORT LAUDERDALE**


**Sidewalk Assessment**

**Overview Map**

**Damaged Sidewalks by Severity**



N



2,000 1,000 0 2,000 Feet




Exhibit 2  
CAM 14-1556  
Page 1 of 1