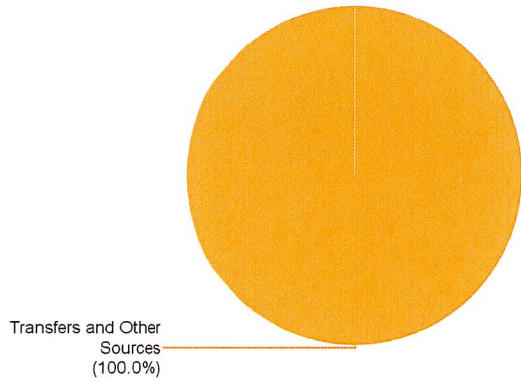


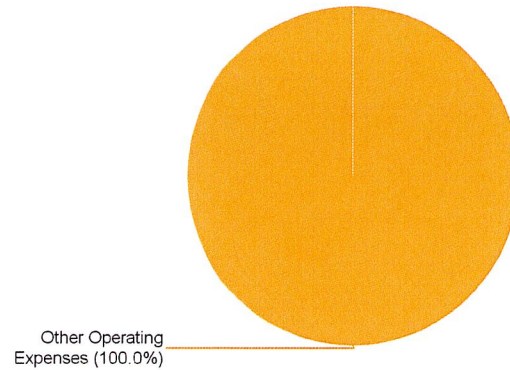
NW Progresso Flagler Heights CRA Business Incentives Fund

	FY 2023 Actuals	FY 2024 Adopted Budget	FY 2024 Estimate	FY 2025 Tentative Budget	FY 2024 Adopted vs FY 2025 Tentative Budget	Percent Difference
Revenues						
Miscellaneous	\$ 75,890	-	-	-	-	0.0%
Transfers and Other Sources	20,526,770	16,884,023	22,884,023	18,508,065	1,624,042	9.6%
Total Revenues	20,602,660	16,884,023	22,884,023	18,508,065	1,624,042	9.6%
Expenditures						
Other Operating Expenses	4,479,956	16,884,023	39,731,014	18,508,065	1,624,042	9.6%
Transfer Out to CRA - NPF Redevelopment Area	190,000	-	-	-	-	0.0%
Total Expenditures	4,669,956	16,884,023	39,731,014	18,508,065	1,624,042	9.6%
Surplus/(Deficit)	\$ 15,932,704	-	(16,846,991)	-	-	0.0%
Changes in Available Net Position						
Beginning Net Position	(15,932,704)	(135,564)	-	(16,846,991)	(16,711,427)	12,327.3%
Ending Net Position	-	(135,564)	(16,846,991)	(16,846,991)	(16,711,427)	12,327.3%
Net Change	\$ 15,932,704	-	(16,846,991)	-	-	0.0%

FY 2025 Tentative Budget Revenues



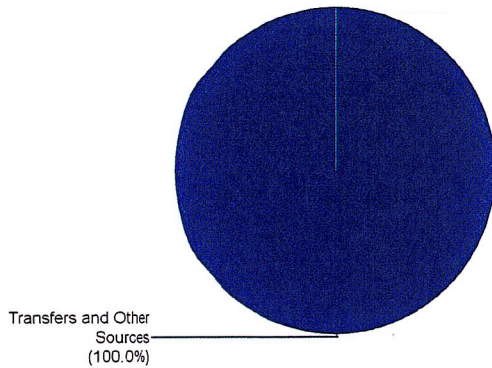
FY 2025 Tentative Budget Expenditures



Central City CRA Business Incentives Fund

	FY 2023 Actuals	FY 2024 Adopted Budget	FY 2024 Estimate	FY 2025 Tentative Budget	FY 2024 Adopted vs FY 2025 Tentative Budget	Percent Difference
Revenues						
Transfers and Other Sources	\$ 1,436,431	658,109	1,582,615	611,740	(46,369)	(7.0%)
Appropriated Fund Balance	-	-	-	-	-	0.0%
Total Revenues	1,436,431	658,109	1,582,615	611,740	(46,369)	(7.0%)
Expenditures						
Other Operating Expenses	-	658,109	1,534,337	611,740	(46,369)	(7.0%)
Transfer Out to Central City CRA CIP	20,000	-	-	-	-	0.0%
Transfer Out to General Fund	535,020	-	1,416,430	-	-	0.0%
Total Expenditures	555,020	658,109	2,950,767	611,740	(46,369)	(7.0%)
Surplus/(Deficit)	\$ 881,411	-	(1,368,152)	-	-	0.0%
Changes in Available Net Position						
Beginning Net Position	1,254,159	2,598,841	2,135,570	767,418	(1,831,423)	(70.5%)
Ending Net Position	2,135,570	2,598,841	767,418	767,418	(1,831,423)	(70.5%)
Net Change	\$ 881,411	-	(1,368,152)	-	-	0.0%

FY 2025 Tentative Budget Revenues



FY 2025 Tentative Budget Expenditures

