SECTION No.: **86010000**
Permit No.: **2020-L-491-00013**
COUNTY: **Broward**
S.R. No.: **5**

STATE OF FLORIDA DEPARTMENT OF TRANSPORTATION
DISTRICT FOUR
LANDSCAPE MAINTENANCE MEMORANDUM OF AGREEMENT

THIS AGREEMENT, made and entered into this _____ day of _____20__, by and between the **STATE OF FLORIDA DEPARTMENT OF TRANSPORTATION**, a component agency of the State of Florida, hereinafter called the DEPARTMENT and the **City of Fort Lauderdale,** a municipal corporation, existing under the Laws of Florida, hereinafter called the **AGENCY.**

W I T N E S S E T H:

WHEREAS, the **DEPARTMENT** has jurisdiction over **State Road 5 (Federal Highway / US 1)** as part of the State Highway System as described in **Exhibit "A"**; and

WHEREAS, the **AGENCY** seeks to have installed by permit and maintain certain landscape improvements within the right of way of **State Road 5 (Federal Highway / US 1)** as described within **Exhibit "B"**; and

WHEREAS, as part of the continual updating of the State of Florida Highway System, the **DEPARTMENT**, for the purpose of safety, protection of the investment and other reasons, has constructed and does maintain the highway facility as described in **Exhibit "A"** attached hereto and incorporated by reference herein, within the corporate limits of the **AGENCY**; and

WHEREAS, the **AGENCY** is agreeable to maintaining those landscape improvements within the **AGENCY'S** limits including plant materials, irrigation system and/or hardscape which may contain specialty surfacing (concrete pavers, color stamped concrete and color stamped asphalt [also known as patterned pavement]) including any other nonstandard hardscape (if applicable), and including standard concrete sidewalk, and agree such improvements shall be maintained by periodic mowing, fertilizing, weeding, litter pick-up, pruning, necessary replanting, irrigation repair and/or repair of the sidewalk concrete replacements associated with the standard and specialty surfacing (if applicable) as needed; and

WHEREAS, it is the intent of the **AGENCY** and the **DEPARTMENT** that the **AGENCY** shall maintain all right of way within the medians, outside the travelway and improvements made to the travelway that was made at the request of the AGENCY; and

WHEREAS, the parties hereto mutually recognize the need for entering into an Agreement designating and setting forth the responsibilities of each party; and

WHEREAS, the **AGENCY** by Resolution No._____ dated _____, 20_____, attached hereto and by this reference made a part hereof, desires to enter into this Agreement and authorizes its officers to do so; and

NOW THEREFORE, for and in consideration of the mutual benefits to flow each to the other, the parties covenant and agree as follows:

1. The recitals set forth above are true and correct and are deemed incorporated herein.

2. INSTALLATION OF FACILITIES

   The **AGENCY** shall install and agrees to maintain the *landscape improvements* described herein as: plant materials, irrigation and/or hardscape on the highway facilities substantially as specified in plans and specifications hereinafter referred to as the Project (s) and incorporated herein as **Exhibit "B"**. *Hardscape* shall mean, but not be limited to any site amenities such as landscape accent lighting, bike racks, fountain, tree grates, decorative free-standing wall, and/or sidewalk, median and/or roadway specialty surfacing such as concrete pavers, stamped colored concrete and/or stamped colored asphalt (also known as patterned pavement).

   (a) All plant materials shall be installed and maintained in strict accordance with sound nursery practice prescribed by the International Society of Arboriculture (ISA). All plant materials installed shall be Florida #1 or better according to the most current edition of Florida Department of Agriculture, *Florida Grades and Standards for Nursery Stock;* and all trees shall meet Florida Power & Light, *Right Tree, Right Place*, *South Florida*.

   (b) Trees and palms within the right of way shall be installed and pruned to prevent encroachment to roadways, lateral offsets and sidewalks. Definition of these criteria is included in the most current editions of FDOT standards for design, construction, maintenance, and utility operations on the state highway system and **Exhibit "C"**, the Maintenance Plan.

   (c) Tree and palm pruning shall be supervised by properly trained personnel trained in tree pruning techniques and shall meet the most current standards set forth by the International Society of Arboriculture (ISA) and the American National Standard Institute (ANSI), Part A-300.

   (d) Irrigation installation and maintenance activities shall conform to the standards set forth by the Florida Irrigation Society (FIS) latest edition of FIS, *Standards and Specifications for Turf and Landscape Irrigation Systems.*

   (e) The **AGENCY** shall provide the FDOT Local Operation Center accurate as-built plans of the irrigation system so if in the future there is a need for the **DEPARTMENT** to perform work in the area, the system can be accommodated as much as possible. (See paragraph (l) for contact information)

   (f) If it becomes necessary to provide utilities (water/electricity) to the median or side areas, it shall be the **AGENCY'S** responsibility to obtain a permit for such work through the local Operations Center (see paragraph (l) below) and the AGENCY shall be responsible for all associated fees for the installation and maintenance of these utilities.

   (g) All specialty surfacing shall be installed and maintained in strict accordance with the most current edition of the *Florida Accessibility Code for Building Construction* and

the *Interlocking Concrete Pavement institute (ICPI).*

(h) All activities, including landscape improvements installation and future maintenance operations performed on State highway right of way, must be in conformity with the most current edition of the *Manual on Uniform Traffic Control* (MUTCD) and *FDOT Design Standards*, Index 600 Series, *Traffic Control through Work Zones.*

(i) The most current edition of *FDOT Design Standards,* Index 546 (Sight Distance at Intersections) must be adhered to.

(j) Lateral Offsets as specified in the *FDOT Plans Preparation Manual,* Volume 1, Chapters 2 and 4 must be adhered to.

(k) Landscape improvements shall not obstruct roadside signs or permitted outdoor advertising signs, (see Florida Administrative Code [F.A.C.] Rule Chapter 14-10.)

(l) The **AGENCY** shall provide the local FDOT Operation Center located at Broward Operations, 5548 NW 9th Avenue, Fort Lauderdale, FL 33309, (954)776-4300, a twenty-four (24) hour telephone number and the name of a responsible person that the **DEPARTMENT** may contact. The AGENCY shall notify the local maintenance office forty-eight (48) hours prior to the start of the landscape improvements.

(m) If there is a need to restrict the normal flow of traffic, it shall be done on non-holiday, weekday off-peak hours (9 AM to 3 PM), and the party performing such work shall give notice to the local law enforcement agency within whose jurisdiction such road is located prior to commencing work on the landscape improvements. The **DEPARTMENT'S** Operation Center Public Information Officer (see telephone number in Paragraph (l) shall also be notified.

(n) The **AGENCY** shall be responsible to clear all utilities within the landscape improvement limits before construction commences.

(o) The **AGENCY** shall follow the minimum level of maintenance guidelines as set forth in FDOT'S Rule Chapter 14-40 *Highway Beautification and Landscape Management*, in the FDOT *Guide to Roadside Mowing and Maintenance Management System,* and **Exhibit "C"**, the *Maintenance Plan* for maintenance activities for landscape improvements.

3. MAINTENANCE OF FACILITIES

A. The **AGENCY** agrees to maintain the landscape improvements, as existing and those to be installed, within the physical limits described in **Exhibit "A"** and as further described in **Exhibit "B"**. The non-standard improvements and standard concrete sidewalk within and outside the travelway shall be maintained by the AGENCY regardless if the said improvement was made by the DEPARTMENT, the AGENCY, or others authorized pursuant to Section 7, by periodic mowing, pruning, fertilizing, weeding, curb and sidewalk edging, litter pickup, necessary replanting, irrigation system repair and/ or repair of any median concrete replacement associated with specialty surfacing (if applicable) following the **DEPARTMENT'**S landscape safety and maintenance guidelines, **Exhibit "C"**, the Maintenance Plan. The AGENCY'S responsibility for maintenance shall include all landscaped, turfed and hardscape

areas on the sidewalk or within the medians and areas outside the travelway to the right of way and/or areas within the travelway containing specialty surfacing. It shall be the responsibility of the AGENCY to restore an unacceptable ride condition of the roadway caused by the differential characteristics of non-standard travelway surfacing (if applicable) on DEPARTMENT right of way within the limits of this Agreement.

B. Such maintenance to be provided by the **AGENCY** is specifically set out as follows: to maintain, which means to properly water and fertilize all plant materials; to keep them as free as practicable from disease and harmful insects; to properly mulch the planting beds; to keep the premises free of weeds; to mow the turf to the proper height; to properly prune all plants which at a minimum includes: (1) removing dead or diseased parts of plants, (2) pruning such parts thereof to provide clear visibility to signage, permitted outdoor advertising signs per Florida Statute 479.106 and for those using the roadway and/or sidewalk; (3) preventing any other potential roadway hazards. *Plant materials* shall be those items which would be scientifically classified as plants and including trees, palms, shrubs, groundcover and turf. To maintain also means to remove or replace dead or diseased plant materials in their entirety, or to remove or replace those that fall below original project standards. Palms shall be kept fruit free year-round. To maintain also means to keep the header curbs that contain the specialty surfacing treatment in optimum condition. To maintain also means to keep the hardscape areas clean, free from weeds and to repair said hardscape as is necessary to prevent a safety hazard. To maintain also means to keep litter removed from the median and areas outside the travel way to the right of way line. All plants removed for whatever reason shall be replaced by plants of the same species type, size, and grade as specified in the original plans and specifications. Any changes to the original plans shall be submitted by permit application to the **DEPARTMENT** for review and approval.

C. If it becomes necessary to provide utilities (water/electricity) to the medians or areas outside the travelway to maintain these improvements, all costs associated with the utilities associated for the landscape improvements including any impact and/or connection fees, and the on-going cost of utility usage for water and electrical, are the maintaining AGENCY'S responsibility.

The **AGENCY** shall be directly responsible for impact and connection fees.

D. The maintenance functions to be performed by the **AGENCY** may be subject to periodic inspections by the **DEPARTMENT** at the discretion of the **DEPARTMENT**. Such inspection findings will be shared with the **AGENCY** and shall be the basis of all decisions regarding, repayment, reworking or agreement termination. The AGENCY shall not change or deviate from said plans without written approval of the DEPARTMENT.

4. NOTICE OF MAINTENANCE DEFICIENCIES

A. If at any time after the **AGENCY** has undertaken the landscape improvements installation and/or maintenance responsibility for the landscape improvements it shall come to the attention of the **DEPARTMENT'S** District Secretary that the limits, or a part thereof, are not properly maintained pursuant to the terms of this Agreement, said District Secretary, may at his/her option, issue a written notice that a deficiency or deficiencies exist(s), by sending a certified letter to the **AGENCY**, to place said

AGENCY on notice thereof. Thereafter, the **AGENCY** shall have a period of thirty (30) calendar days within which to correct the cited deficiencies. If said deficiencies are not corrected within this time period, the **DEPARTMENT** may, at its option, proceed as follows:

(1) Maintain the landscape improvements or any part thereof, with the **DEPARTMENT** or Contractor's personnel and invoice the AGENCY for expenses incurred, and/or

(2) At the discretion of the **DEPARTMENT**, terminate the Agreement in accordance with Paragraph 8 of this Agreement and remove, by the DEPARTMENT or Contractor's personnel, all of the landscape improvements installed under this Agreement or any preceding Agreements, except as to trees and palms, and charge the **AGENCY** the reasonable cost of such removal.

5. FUTURE DEPARTMENT IMPROVEMENTS

It is understood between the parties hereto that the landscape improvements covered by this Agreement may be removed, relocated, or adjusted at any time in the future, as determined to be necessary by the **DEPARTMEN**T in order that the adjacent state road be widened, altered, or otherwise changed to meet future criteria or planning needs of the **DEPARTMENT**.

The **AGENCY** shall be given sixty (60) calendar day notice to remove said landscape improvements at the **AGENCY's** expense after which time the **DEPARTMENT** may remove same. All permits (including tree permits), fees, and any mitigation associated with the removal, relocation or adjustments of these improvements are the maintaining **AGENCY'S** responsibility.

6. FUTURE AGENCY IMPROVEMENTS

The **AGENCY** may construct additional landscape improvements within the limits of the landscape improvements rights of ways identified as a result of this document, subject to the following conditions:

(a) Plans for any new landscape improvements shall be subject to approval by the **DEPARTMENT.** The **AGENCY** shall not change or deviate from said plans without written approval by the **DEPARTMENT**.

(b) All landscape improvements shall be developed and implemented in accordance with appropriate state safety and roadway design standards.

(c) The **AGENCY** agrees to comply with the requirements of this Agreement with regard to any additional landscape improvements it chooses to have installed and there will be no cost to the **DEPARTMENT**.

7. ADJACENT PROPERTY OWNER IMPROVEMENTS

The **DEPARTMENT** may allow an adjacent property owner to construct additional landscape improvements within the limits of the right of way identified in **Exhibit "A**" of this Agreement that the **AGENCY** shall be responsible for maintaining under this Agreement, subject to the following conditions:

(a) Plans for any new landscape improvements shall be subject to approval by the **DEPARTMENT** and shall require a valid permit attached with a letter of consent to said plans by the **AGENCY**. The plans shall not be changed or deviated from without written approval by the **DEPARTMENT** and the **AGENCY.**

(b) All landscape improvements shall be developed and implemented in accordance with appropriate state safety and roadway design standards.

(c) The **AGENCY** agrees to comply with the requirements of this Agreement with regard to any additional landscape improvements installed by an adjacent owner.

8. AGREEMENT TERM

(a) The term of this Agreement commences upon execution by all parties. The term of this Agreement shall remain in effect for twenty-five (25) years.

(b) If the DEPARTMENT chooses to cancel the landscape improvements described in Exhibit "B", this Agreement becomes void and the original Agreement is reinstated, if any.

9. LIABILITY AND INSURANCE REQUIREMENTS

A. With respect to any of the **AGENCY'S** agents, consultants, sub-consultants, contractors and/or sub-contractors, such party in any contract for the landscape improvements shall agree to indemnify, defend, save and hold harmless the **DEPARTMENT** from all claims, demands, liabilities, and suits of any nature arising out of, because of or due to any intentional and/or negligent act or occurrence, omission or commission of such agents, consultants, subconsultants, contractors and/or subcontractors. The **AGENCY** shall provide to the **DEPARTMENT** written evidence of the foregoing upon the request of the **DEPARTMENT**. It is specifically understood and agreed that this indemnification clause does not cover or indemnify the **DEPARTMENT** for its own negligence.

B. In the event that **AGENCY** contracts with a third party to provide the services set forth herein, any contract with such third party shall include the following provisions:

(1) **AGENCY'S** contractor shall at all times during the term of this Agreement keep and maintain in full force and effect, at contractor's sole cost and expense, Comprehensive General Liability with minimum limits of $1,000,000.00 per occurrence combined single limit for Bodily Injury Liability and Property Damage Liability and Worker's Compensation insurance with minimum limits of $500,000.00 per Liability. Coverage must be afforded on a form no more restrictive than the latest edition of the Comprehensive General Liability and Worker's Compensation policy without restrictive endorsements, as filed by the Insurance Services Office. The **AGENCY** and **DEPARTMENT** shall be named as additional insured on such policies.

(2) AGENCY'S contractor shall furnish **AGENCY** with Certificates of Insurance of Endorsements evidencing the insurance coverage specified herein prior to the beginning performance of work under this Agreement.

(3) Coverage is not to cease and is to remain in full force and effect (subject to cancellation notice) until all performance required of **AGENCY'S** contractor is completed. All policies must be endorsed to provide the **DEPARTMENT** with at least thirty (30) day notice of cancellation and or/or restriction. If any of the insurance coverage will expire prior to the completion of work, copies of renewal policies shall be furnished at least (30) days prior to the date of expiration.

10. E-VERIFY REQUIREMENTS

The **AGENCY** shall:

(a) Utilize the U.S. Department of Homeland Security's E-Verify system to verify the employment eligibility of all new employees hired by the **AGENCY** during the term of the contract; and

(b) Expressly require any subcontractors performing work or providing services pursuant to the state contract to likewise utilize the U.S. Department of Homeland Security's E-Verify system to verify the employment eligibility of all new employees hired by the subcontractor during the contract term.

11. SUPERSEDED AGREEMENTS

This writing embodies the entire Agreement and understanding between the parties hereto and there are no other Agreements and understanding, oral or written, with reference to the subject matter hereof that are not merged herein and superseded hereby (except the associated landscape permit).

12. FISCAL TERMS

The **DEPARTMENT**, during any fiscal year, shall not expend money, incur any liability, or enter into any contract which, by its terms, involves the expenditure of money in excess of the amounts budgeted as available for expenditure during such fiscal year. Any contract, verbal or written, made in violation of this subsection is null and void, and no money will/may be paid on such contract. The **DEPARTMENT** shall require a statement from the Comptroller of the **DEPARTMENT** that funds are available prior to entering into any such contract or other binding commitment of funds. Nothing herein contained shall prevent the making of contracts for periods exceeding one (1) year, but any contract so made shall be executory only for the value of the services to be rendered or agreed to be paid for in succeeding fiscal years; and this paragraph shall be incorporated verbatim in all contracts of the **DEPARTMENT** which are for an amount in excess of TWENTY-FIVE THOUSAND DOLLARS ($25,000.00) and which have a term for a period of more than one year.

13. DISPUTES

The **DEPARTMENT'S** District Secretary shall decide questions, difficulties, and disputes of any nature whatsoever that may arise under or by reason of this Agreement, the prosecution or fulfillment of the service hereunder and the character, quality, amount and value thereof. Should the **AGENCY** disagree with the **DEPARTMENT's** District Secretary's decision, the **AGENCY** may pursue any and all legal and equitable remedies available under this Agreement.

14. ASSIGNMENT

This Agreement may not be assigned or transferred by the **AGENCY,** in whole or in part, without the prior written consent of the **DEPARTMENT**.

15. LAWS GOVERNING

This Agreement shall be governed by and construed in accordance with the laws of the State of Florida. In the event of a conflict between any portion of the contract and Florida law, the laws of Florida shall prevail. Venue with respect to judicial proceedings arising out of this Agreement shall be in Broward County, Florida.

16. NOTICES

Any and all notices given or required under this Agreement shall be in writing and either personally delivered with receipt acknowledgement or sent by certified mail, return receipt requested. All notices shall be sent to the following addresses:

If to the DEPARTMENT:
State of Florida Department of Transportation
3400 West Commercial Blvd.
Ft. Lauderdale, FL 33309-3421
Attention: Bann Williams, RLA
FDOT District IV Landscape Architect

If to the AGENCY:
City of Fort Lauderdale
100 N. Andrews Avenue
Fort Lauderdale, FL 33301
Attention: City Manager
Christopher J. Lagerbloom

17. LIST OF EXHIBITS

Exhibit A: Landscape Improvements Maintenance Boundaries
Exhibit B: Landscape Improvement Plans
Exhibit C: Maintenance Plan for Landscape Improvements

IN WITNESS WHEREOF, the parties hereto have executed this Agreement effective the day and year first above written.

CITY OF FORT LAUDERDALE, through its
CITY COMMISSIONERS

By: _____
Dean J. Trantalis, Mayor

_____day of _____, 2021

_____
Christopher J. Lagerbloom, ICMA-CM
City Manager

Approved as to form by Office of City Attorney

_____
City Attorney

ATTEST:

_____
Jeffrey A. Modarelli, City Clerk

(SEAL)

STATE OF FLORIDA
DEPARTMENT OF TRANSPORTATION

By: _____
Transportation Development Director

Attest: _____ (SEAL)
Executive Secretary

Legal Review Date

_____ _____
Office of the General Counsel

SECTION No.: **86010000**
Permit No.: **2020-L-491-00013**
COUNTY: **Broward**
S.R. No.: **5**

EXHIBIT A

LANDSCAPE IMPROVEMENTS MAINTENANCE BOUNDARIES

I. LIMITS OF MAINTENANCE FOR LANDSCAPE IMPROVEMENTS:

Holiday Inn Fort Lauderdale
State Road 5 (Federal Highway / US 1) from M.P. 8.452 to M.P. 8.483

II. LANDSCAPE IMPROVEMENTS MAINTENANCE RESPONSIBILITIES MAP:

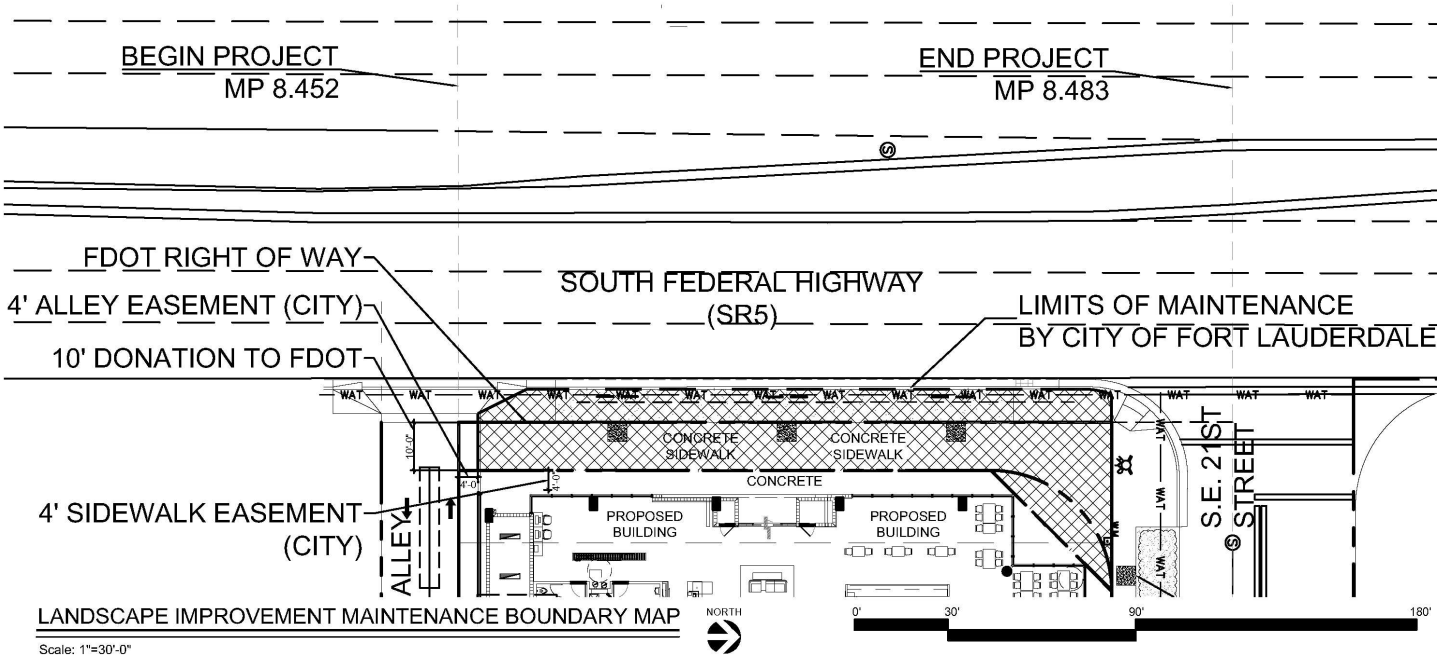

LANDSCAPE IMPROVEMENT MAINTENANCE BOUNDARY MAP

Scale: 1"=30'-0"

CITY OF FORT LAUDERDALE
FDOT PERMIT NO. 2020-L-491-00013
STATE ROAD 5

LIMITS OF MAINTENANCE BY
CITY OF FORT LAUDERDALE

Page 11 of 23

SECTION No.:	**86010000**
Permit No.:	**2020-L-491-00013**
COUNTY:	**Broward**
S.R. No.:	**5**

EXHIBIT B

LANDSCAPE IMPROVEMENT PLANS

The **AGENCY** agrees to install the landscape improvements in accordance with the plans and specifications attached hereto and incorporated herein.

Please see attached plans prepared by: **Andrew M. Witkin, RLA**
Witkin Hults Design Group

Date: January 19, 2021

Page 12 of 23

SOUTH FEDERAL HIGHWAY (SR5) AND S.E. 21ST STREET

FORT LAUDERDALE, FLORIDA

INDEX OF CONSTRUCTION PLANS

SHEET NO.	SHEET DESCRIPTION
1	COVER SHEET
2	ROW LANDSCAPE PLAN
3	LANDSCAPE DETAILS
4	ROW IRRIGATION PLAN
5	IRRGATION DETAILS

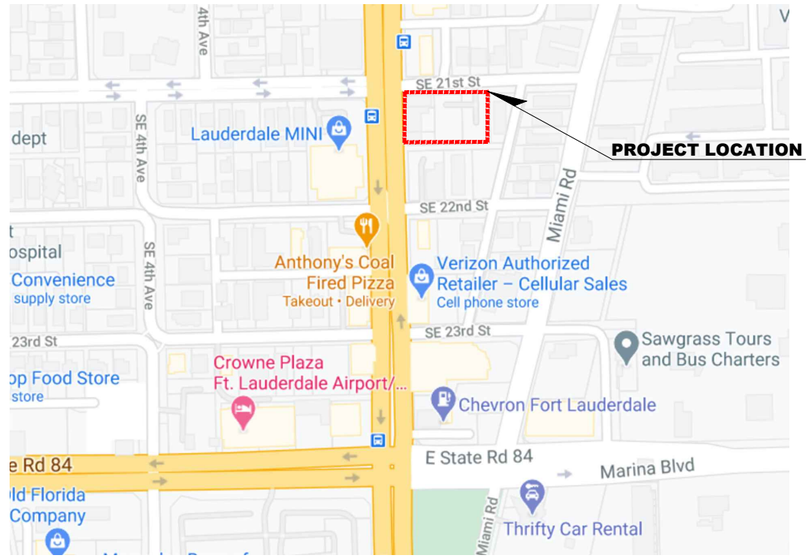

LOCATION MAP

Scale: 1"=400'-0"

NORTH

0' 400' 1200'

1

Permit No. 2020-L-491-00013

GOVERNING STANDARD PLANS:
FLORIDA DEPARTMENT OF TRANSPORTATION, FY 2020-21 STANDARD PLANS FOR ROAD AND BRIDGE CONSTRUCTION AND APPLICABLE INTERIM REVISIONS (IRs).
website: *https://www.fdot.gov/design/standardplans*

GOVERNING STANDARD SPECIFICATIONS :
FLORIDA DEPARTMENT OF TRANSPORTATION, JULY 2020 STANDARD SPECIFICATIONS FOR ROAD AND BRIDGE CONSTRUCTION.
website: https://www.fdot.gov/programmanagement/implemented/specbooks

THE DESIGN SPEED FOR THIS PROJECT IS 45 MPH.

WITKIN HULTS DESIGN GROUP
307 south 21st avenue hollywood, florida
phone: 954.923.9601 facsimile: 954.923.9689
www.witkindesign.com

Project:
HOLIDAY INN FFL HOTEL
FORT LAUDERDALE, FL
FDOT LANDSCAPE PLAN

Revisions:	Date:	By:
1) FDOT Comments	10.12.2020	AM

Seal:

Lic. # LA0000889
Member: A.S.L.A.

Drawing: Cover Sheet
Date: 01/03/2020
Scale: See Left
Drawn by: AM
Sheet No.:

L-1

Cad Id.: 2016-065

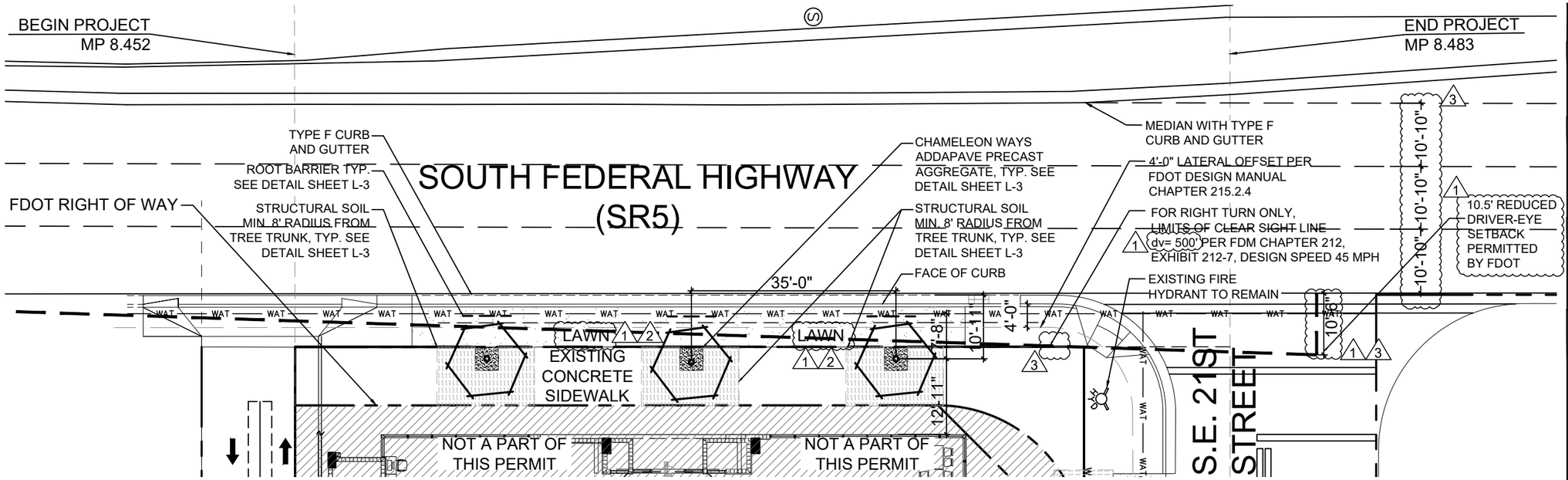

FDOT LANDSCAPE PLAN

Scale: 1" = 20'-0"

NORTH

0' 20' 60' 120'

LANDSCAPE LIST

TREES			
SYMBOL	QUAN.	PROPOSED MATERIAL	DESCRIPTION
1	3	*Coccoloba diversiflora PIGEON PLUM	14' HT. X 6' SPR. 3" CAL., 8.5' C.T. F.G.

GROUNDCOVER			
SYMBOL	QUAN.	PROPOSED MATERIAL	DESCRIPTION
2 1 LAWN	As Required	Stenotaphrum secundatum 'Floratam' ST. AUGUSTINE GRASS	SOLID EVEN SOD

THE DESIGN SPEED FOR THIS PROJECT IS 45 MPH.

CONTRACTOR SHALL REPAIR ALL DAMAGE DONE TO THE FDOT PROPERTY DURING DEMOLITION, RELOCATION &/OR INSTALLATION ACTIVITIES AT HIS SOLE EXPENSE.

FOR THE PORTION OF LANDSCAPE PLANT MATERIAL THAT WILL BE INSTALLED WITHIN THE FDOT RIGHT OF WAY LANDSCAPE INSTALLATION SHALL COMPLY WITH CURRENT FDOT MAINTENANCE SPECIFICATIONS 580.

FOR THE PORTION OF LANDSCAPE PLANT MATERIAL THAT WILL BE INSTALLED WITHIN THE FDOT RIGHT OF WAY REFER TO FDOT STANDARD PLANS INDEX 580-001 LANDSCAPE INSTALLATION.

CYPRESS MULCH IS NOT PERMITTED ON THE FDOT RIGHT OF WAY. MULCH PERMITTED TO BE USED ARE HARDWOOD MULCH (CONTAINING NO CYPRESS PRODUCTS), RECYCLED MULCH OR APPROVED EQUAL, CERTIFIED BY THE MULCH AND SOIL COUNCIL (MSC). SUBMIT PROOF OF CERTIFICATION TO THE FDOT DISTRICT OPERATIONS PERMIT LANDSCAPE INSPECTOR UPON INSPECTION.

ANY PLANT MATERIAL SUBSTITUTION WITHIN OR IMPACTING THE FDOT RIGHT OF WAY WHETHER REQUESTED BY THE CONTRACTOR, OWNER, LANDSCAPE ARCHITECT OR OTHER WILL NEED TO GET APPROVAL FROM THE FDOT DISTRICT OPERATIONS MANAGER.

OWNERSHIP OF ALL SUITABLE EXCAVATED MATERIALS, AS DETERMINED BY THE DEPARTMENT, SHALL REMAIN IN THE DEPARTMENT UNTIL A FINAL ACCEPTANCE OF THE PERMITTED PROJECT IS FULFILLED. EXCAVATED MATERIALS SHALL BE HAULED BY THE PERMITTEE, AT THEIR COST & EXPENSE FROM THE SITE TO THE BROWARD OPERATIONS CENTER OR STOCKPILED IN THOSE AREAS AS DIRECTED BY THE DEPARTMENT, INCLUDING ASPHALT MILLINGS.

WITKIN HULTS DESIGN GROUP
307 south 21st avenue hollywood, florida
phone: 954.923.9681 | facsimile: 954.923.9689
www.wdesigngroup.com

Project:
HOLIDAY INN FFL HOTEL
FORT LAUDERDALE, FL
FDOT LANDSCAPE PLAN

Revisions:	Date:	By:
1) FDOT Comments	10.12.2020	AM
2) FDOT Comments	11.18.2020	AM
3) FDOT Comments	01.18.2021	AM

Seal:

Lic. # LA0000889
Member: A.S.L.A.

Drawing: Landscape Plan
Date: 01/03/2020
Scale: See Left
Drawn by: AM
Sheet No.:
L-2
Cad Id.: 2016-065

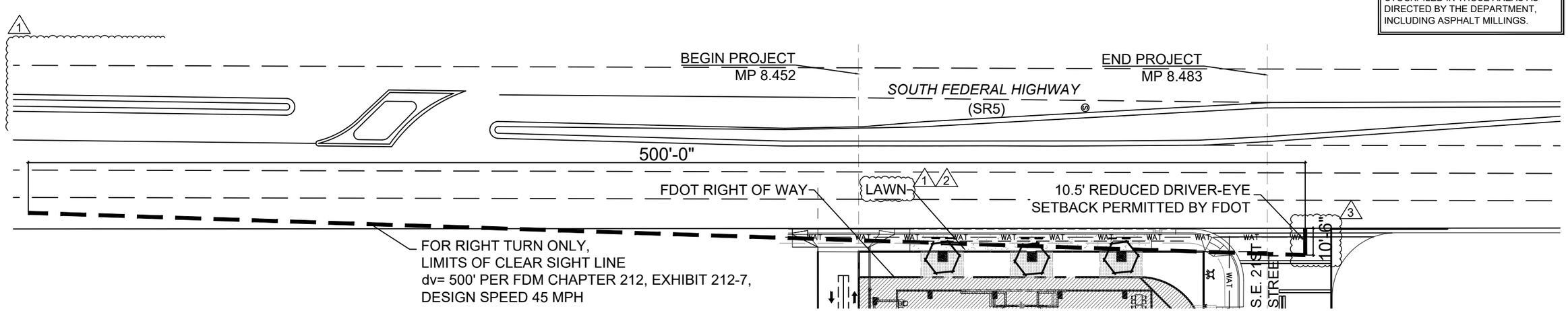

FDOT CLEAR SIGHT LINE EXHIBIT

Scale: 1" = 40'-0"

NORTH

0' 40' 120' 240'

CALL 48 HOURS BEFORE YOU DIG IN FLORIDA
IT'S THE LAW
1-800-432-4770
SUNSHINE STATE ONE CALL OF FLORIDA, INC.

Permit No. 2020-L-491-00013



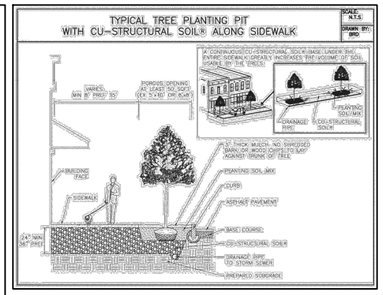

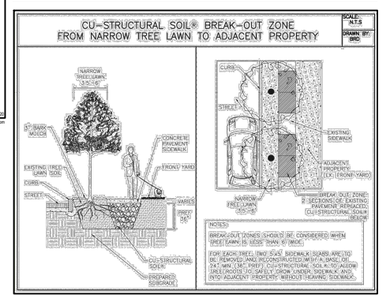

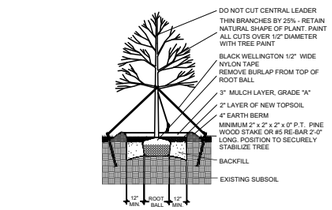

LARGE TREE PLANTING DETAIL

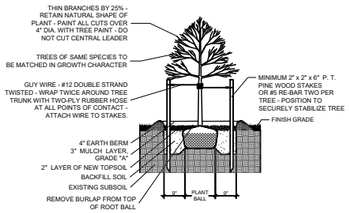

SMALL TREE PLANTING DETAIL

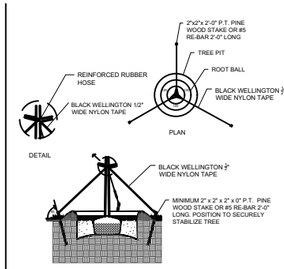

TYPICAL TREE GUYING DETAIL

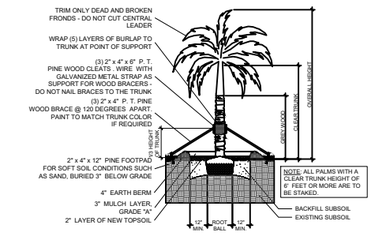

STRAIGHT TRUNK PALM PLANTING DETAIL

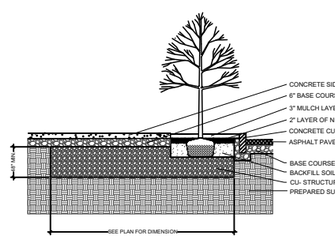

STRUCTURAL SOIL PLANTING DETAIL

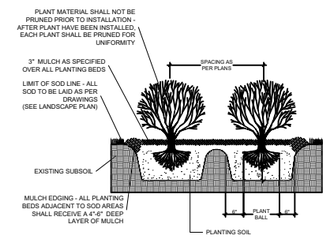

TYPICAL SHRUB PLANTING DETAIL

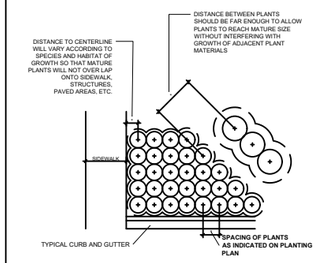

TYPICAL CONTAINER SPACING DETAIL

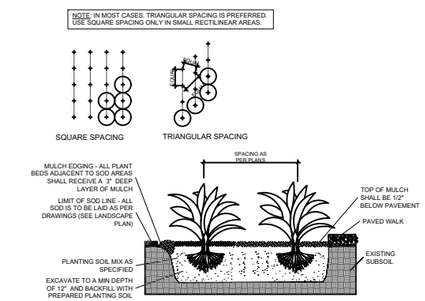

TYPICAL GROUNDCOVER PLANTING DETAIL

Linear Style Planting with DeepRoot Barriers

Determine the correct number of panels to be used. Depending upon the actual planting plan and the number of trees involved the length of linear barrier will vary, but as a general rule of thumb take the anticipated mature canopy diameter of the tree and add 2 feet (61cm). This will be the number of feet necessary for a Linear style planting application. (See chart below.)

A. Choose the barrier that best suits the application. Generally if a sidewalk, patio or driveway is to be protected, 18" (46cm) (UB 18-2) is sufficient depth with 12" (30cm) (LB 12-2) as an alternate choice for non-aggressive, deeper rooting trees. However for curb and gutter protection or more agressive roots 24" (61cm) (UB 24-2) is generally the better choice.

B. Dig the trench to the depth based upon the particular barrier chosen.

C. Next place the barrier in the trench with the vertical ribs facing toward the tree and align in a straight fashion. It is helpful to place the barrier against the hardscape. Use the hardscape as a guide and backfill against the barriers to promote a clean smooth fit to the hardscape. Be sure to keep the barrier's double top edge at least 1/2" (13mm) above grade to ensure roots do not grow over the top.

D. Plant the tree(s). The Linear style offers a more expansive rooting growth area, however adverse soil and drainage conditions may exist in the actual planting area. Take steps to ensure healthy growth of the tree at planting. Consult with a local Arborist for planting tips and recommendations.

E. If staking or guying is required we recommend using the soft, safe and economical alternative to traditional wire and hose, ArborTie (see www.deeproot.com for details).

F. If the tree(s) will be subject to maintenance work such as lawn mowing or weed trimming we strongly recommend the installation of ArborGard+ Tree Trunk Protectors which are placed around the base of young trees to protect them from damage by weed trimmers, lawn mowers and small rodents. (See www.deeproot.com).

For additional information please visit our website at www.deeproot.com

For information regarding distributors please call: 1 800 ILV ROOT (458.7668). For help with drainage or other difficult installation questions please call DeepRoot Technical Support at: 1 800 ROOT TEK (766.8835).

For a simple formula to determine the quantity of panels required for a Linear application use:

Estimated Diameter of the Tree Canopy at Maturity + 2' (61cm) = Length of Barrier per Side.

As little as one side of the tree may need barrier for root direction as there may be no hardscape elsewhere requiring protection.

For One Side of Tree

Expected Tree Canopy at Maturity	Feet of Barrier	Number of Panels
12' (3.6m) Dia. +2' (61cm) =	14' (4.2m)	7 Panels
18' (5.5m) Dia. +2' (61cm) =	20' (6.1m)	10 Panels
24' (7.3m) Dia. +2' (61cm) =	26' (7.9m)	13 Panels

Packaging:

LB 12-2 40 panels (80' linear ft)/ Carton
UB 18-2 26 panels (52' linear ft)/ Carton
UB 24-2 20 panels (40' linear ft)/ Carton

Line can be separated at any two foot interval.

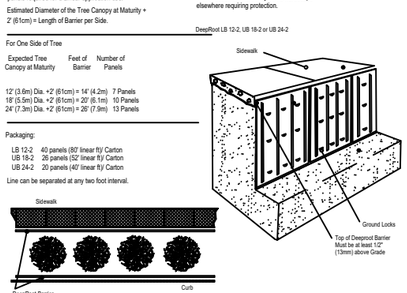

Landscaping must have adequate horizontal clearance to utilities. A minimum of five feet is required for small trees and ten feet for large trees with intrusive root systems.

PLANTING NOTES:

-All plant material is to be Florida Number 1 or better pursuant to the Florida Department of Agriculture's Grades and Standards for Nursery Plants.

-All plants are to be top dressed with a minimum 3" layer of Melaleuca mulch, Eucalyptus mulch or equal.

-Planting plans shall take precedence over plant list in case of discrepancies.

-No changes are to be made without the prior consent of the Landscape Architect and Owner. Additions and or deletions to the plant material must be approved by the project engineer.

-Landscape Contractor is responsible for providing their own square footage takeoffs and field verification for 100% sod coverage for all areas specified.

- All landscape areas are to be provided with automatic sprinkler system which provide 100% coverage, and 50% overlap.

- All trees in lawn areas are to receive a 24" diameter mulched saucer at the base of the trunk.

- Trees are to be planted within parking islands after soil is brought up to grade. Deeply set root balls are not acceptable.

- Planting soil for topsoil and backfill shall be 50/50 mix, nematode free. Planting soil for annual beds to be comprised of 50% Canadian peat moss, 25% salt free coarse sand and 25% Aerolite.

- Tree and shrub pits will be supplemented with "Agriform Pells", 21 gram size with a 20-10-5 analysis, or substitute application accepted by Landscape Architect. Deliver in manufacturer's standard containers showing weight, analysis and name of manufacturer.

SOD NOTES:

-Sod is to be grade "A" weed free.

-All areas marked "LAWN" shall be solid sodded with St. Augustine 'Floratam' solid sod. See limit on plan. All areas marked 'Bahia Grass' shall be solid sodded with Paspalum.

-Provide a 2" deep blanket of planting soil as described in planting notes this sheet. Prior to planting, remove stones, sticks, etc. from the sub soil surface. Excavate existing non-conforming soil as required so that the finish grade of sod is flush with adjacent pavement or top of curb as well as adjacent sod in the case of sod patching.

-Place sod on moistened soil, with edges tightly butted, in staggered rows at right angles to slopes.

-Keep edge of sod bed a minimum of 18" away from groundcover beds and 24" away from edge of shrub beds and 36" away from trees, measured from center of plant.

-Sod Shall be watered immediatley after installation to uniformily wet the soil to at least 2" below the bottom of the sod strips.
-Excavate and remove excess soil so top of sod is flush with top of curb or adjacent pavement or adjacent existing sod.

GENERAL NOTES:

-The Landscape Contractor is to locate and verify all underground and overhead utilities prior to beginning work. Contact proper utility companies and / or General Contractor prior to digging for field verification. The Owner and the Landscape Architect shall not be responsible for any damages to utility or irrigation lines (see Roadway Plans for more utility notes).

-Landscape Contractor is to verify all current drawings and check for discrepancies and bring to the attention of the Landscape Architect prior to commencing with the work.

-All unattended and unplanted tree pits are to be properly barricaded and flagged during installation.

-All planting plans are issued as directives for site layout. Any deviations, site changes, etcetera are to be brought to the attention of the Landscape Architect for clarification prior to installation.

CALL 48 HOURS BEFORE YOU DIG IN FLORIDA
IT'S THE LAW
1-800-432-4770
SUNSHINE STATE ONE CALL OF FLORIDA, INC.

1

Permit No. 2020-L-491-00013

WITKIN HULTS DESIGN GROUP
307 south 21st avenue hollywood, florida
phone: 954.923.8001 facsimile: 954.923.8689
www.witkinhultsdesign.com

Project:

HOLIDAY INN FFL HOTEL

FORT LAUDERDALE, FL

FDOT LANDSCAPE DETAILS

Revisions:	Date:	By:
1) FDOT Comments	10-12-2020	AM

Seal:

Lic. # LA0000889
Member: A.S.L.A.

Drawing: Landscape Plan

Date: 01/03/2020

Scale: See Left

Drawn by: AM

Sheet No.:

L-3

Cad Id.: 2016-065

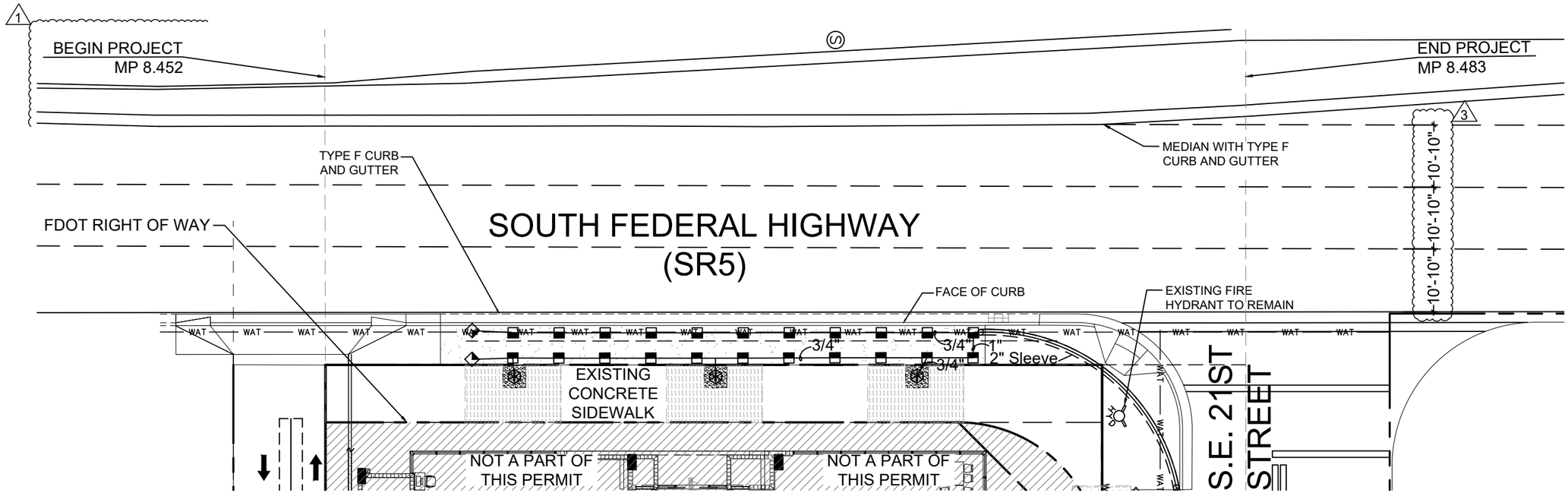

FDOT IRRIGATION PLAN

Scale: 1" = 20'-0"

NORTH

0' 20' 60' 120'

FDOT IRRIGATION NOTES

THE IRRIGATION SYSTEM SHALL USE THE LOWEST QUALITY WATER AVAILABLE WHICH ADEQUATELY AND SAFELY MEETS THE WATER NEEDS OF THE SYSTEM. STORM WATER, RECLAIM WATER, OR GREY WATER IRRIGATION SHALL BE USED WHENEVER POSSIBLE.

FDOT REQUIRES 24-HOUR EMERGENCY ACCESS TO WATER SOURCE.

CONTRACTOR SHALL PROVIDE FDOT DISTRICT OPERATIONS MANAGER WITH A SET OF "AS-BUILT" IRRIGATION PLANS.

CALL 48 HOURS BEFORE YOU DIG IN FLORIDA
IT'S THE LAW!
1-800-432-4770
SUNSHINE STATE ONE CALL OF FLORIDA, INC.

Permit No. 2020-L-491-00013

WITKIN HULTS DESIGN GROUP
307 south 21st avenue hollywood, florida
phone: 954.923.9881 | facsimile: 954.923.9689
www.wakdesign.com

Project:

HOLIDAY INN FFL HOTEL
FORT LAUDERDALE, FL
FDOT IRRIGATION PLAN

Revisions:	Date:	By:
1) FDOT Comments	10.12.2020	AM
3) FDOT Comments	01.18.2021	AM

Seal:

Lic. # LA0000889
Member: A.S.L.A.

Drawing: Irrigation Plan
Date: 01/03/2020
Scale: See Left
Drawn by: AM
Sheet No.:

IR-1

Cad Id.: 2016-065

Irrigation Notes

LAYOUT

LAYOUT IRRIGATION SYSTEM MAINLINES AND LATERAL LINES. MAKE ALL NECESSARY ADJUSTMENTS AS REQUIRED TO TAKE INTO ACCOUNT ALL SITE OBSTRUCTIONS AND LIMITATIONS PRIOR TO EXCAVATING TRENCHES.

FLAG ALL SPRINKLER HEAD LOCATIONS. ADJUST LOCATION AND MAKE THE NECESSARY MODIFICATIONS TO NOZZLE TYPES ETC. AS REQUIRED TO INSURE 100% COVERAGE AND 50% OVERLAP.

LOW ANGLE TRAJECTORY NOZZLES SHALL BE USED WHEN ALL SPRINKLERS AND ROTORS ARE LOCATED WITHIN 100' OF POOLS OR PUBLIC GATHERING AREAS.

PIPE

PIPE LOCATIONS SHOWN ON PLAN ARE SCHEMATIC ONLY AND SHALL BE ADJUSTED IN THE FIELD. WHEN LAYING-OUT MAINS AND LATERALS, LOCATE PIPE NEAR EDGES OF PAVEMENT OR AGAINST BUILDINGS WHEREVER POSSIBLE TO ALLOW SPACE FOR PLANT ROOT BALLS.

PIPING UNDER HARDSCAPES SUCH AS ROADS, WALKS, AND PATIOS ARE TO BE SLEEVED USING SCH. 40 PIPE.

PIPES 4" AND UNDER TO BE SOLVENT WELD. LARGER PIPES TO BE GASKETED 'O' RING PIPES AND USE THRUST BLOCKS OR MEGA LUGS AND DUCTILE IRON FITTINGS AT TURNING LOCATIONS.

*SIZE ALL PIPE SO NOT TO EXCEED 5' PER SECOND
*INSTALL RAIN SENSOR AS PER LOCAL CODE

PIPES CONVEYING RECLAIM WATER SHALL HAVE A 3' HORIZONTAL DISTANCE SEPARATION FROM OTHER PIPING OR UTILITY SERVICES. AN 18" VERTICAL SEPARATION SHALL BE MAINTAINED WHEN APPLICABLE.

AIR RELEASE VALVES TO BE USED AT THE END OF ALL MAINLINE RUNS.

ALL PIPES TO BE IN ACCORDANCE WITH APPENDIX F OF THE 2017 FLORIDA BUILDING CODE.

WIRES

LOW VOLTAGE WIRE TO BE INSTALLED ALONG MAINLINE INSTALLATION. USE 2" SCH. 40 PVC WITH SWEEP ELBOWS AT TURNING LOCATIONS WHEN SLEEVING IS REQUIRED. ALL SPLICES SHALL BE ENCLOSED WITHIN A VALVE/SPLICE BOX.

WIRE SIZED AND COLORED AS FOLLOWS:
#12 WHITE FOR COMMON
#12 SPARE BLACK COMMON (1 SPARE NEEDED PER 10 HOT WIRES)
#14 RED HOT WIRES
#14 SPARE YELLOW HOT WIRE (1 SPARES NEEDED PER 10 HOT WIRES, 3 SPARE MINIMUM)

WHEN WIRE RUNS EXCEEDS 3,500 LINEAR FEET, USE #10 FOR COMMON WIRES AND #12 FOR HOT/SPARE WIRES.

ALL IRRIGATION CONTROLLERS TO BE PROPERLY GROUNDED IN ACCORDANCE WITH MANUFACTURE'S RECOMMENDATIONS.

FLUSHING

PRIOR TO PLACEMENT OF HEADS FLUSH ALL LINES UNTIL LINES ARE COMPLETELY CLEAN OF DEBRIS.

TRENCHING

TRENCH BOTTOM TO BE UNIFORM AND FREE OF DEBRIS. NATIVE EXCAVATED MATERIAL USED TO BACKFILL TRENCH SHALL BE FREE FROM ROCKS OR STONES LARGER THAN 1" IN DIAMETER.

MISC.

PRESSURE TEST MAINLINE AS PER FLORIDA BUILDING CODE. INSTALL IRRIGATION SYSTEM AS PER LATEST EDITION OF THE FLORIDA BUILDING CODE, APPENDIX F., AND ALL PERTINENT LOCAL CODES.

SPRAY HEADS INSTALLED IN SHRUB AREAS TO BE 12 INCH POP-UPS OR INSTALLED ON RISERS.

DESIGN

THIS DESIGN IS DIAGRAMMATIC. ALL IRRIGATION EQUIPMENT SUCH AS PIPES, VALVES, , ETC., SHOWN WITHIN PERVIOUS AREAS ARE FOR DESIGN CLARIFICATION ONLY. THE IRRIGATION CONTRACTOR SHALL INSTALL IRRIGATION EQUIPMENT IN PLANTING AREAS WHEREVER POSSIBLE.

THE IRRIGATION CONTRACTOR IS RESPONSIBLE TO FAMILIARIZE THEMSELVES WITH THE SCOPE OF WORK, INCLUDING BUT NOT LIMITED TO GRADE DIFFERENCES, LOCATION OF WALLS, STRUCTURES, UTILITIES AND EXISTING IRRIGATION EQUIPMENT. THE IRRIGATION CONTRACTOR IS RESPONSIBLE SHALL REPAIR AND/OR REPLACE ANY DAMAGE CREATED BY THEIR WORK. THEY SHALL COORDINATE HIS WORK WITH OTHER CONTRACTOR OR MUNICIPAL AUTHORITIES FOR THE LOCATION AND INSTALLATION OF IRRIGATION EQUIPMENT UNDER ROADWAYS AND PAVING, SLEEVES THROUGH WALLS AND FLOORS, ETC.

INSTALL ALL IRRIGATION EQUIPMENT PER MANUFACTURER'S RECOMMENDATIONS AND SPECIFICATIONS. SUBSTITUTIONS FOR IRRIGATION EQUIPMENT TO BE APPROVED BY THE IRRIGATION DESIGNER. EQUIPMENT CHANGES TO INCLUDE BUT NOT LIMITED TO PUMP, CONTROLLER, SPRAY HEADS, ROTORS, AND VALVES.

DO NOT INSTALL IRRIGATION EQUIPMENT AS SHOWN ON THE DRAWINGS WHEN FIELD CONDITIONS DIFFER. OBSTRUCTIONS OR DIFFERENCES SHALL BE BROUGHT TO THE ATTENTION OF THE OWNER OR OWNER'S REPRESENTATIVE. IN THE EVENT THIS NOTIFICATION IS NOT PERFORMED, THE IRRIGATION CONTRACTOR SHALL ASSUME FULL RESPONSIBILITY.

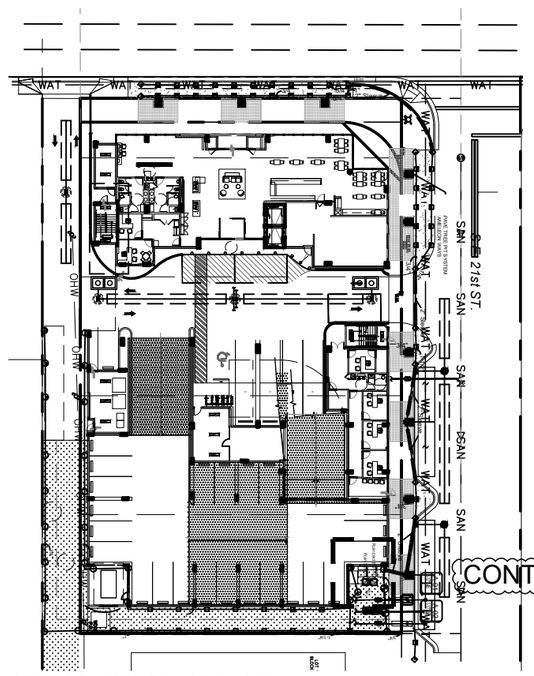

IRRIGATION PLAN

NORTH

EQUIPMENT TABLE

Backflow Preventers

Symbol	Description
N	Pressure Vacuum Breaker

Controllers

Symbol	Description
A	Rainbird ESP-ME
B	Rainbird ESP-ME
R	Rain Sensor

Irrigation Heads

Symbol	Description
	RAINBIRD 1800 SERIES 8 Series 6" above finish grade trajectory 5 deg 90°
	RAINBIRD 1800 SERIES 8 Series 6" above finish grade trajectory 5 deg 180°
	RAINBIRD 1800 SERIES 10 Series trajectory 15 deg 180°
	RAINBIRD 1800 SERIES 15 Series trajectory 30 deg 90°
	RAINBIRD 1800 SERIES 15 Strip Series trajectory 30 deg EST°
	RAINBIRD 1800 SERIES 15 Strip Series trajectory 30 deg SST°
	RAINBIRD 1800 SERIES 1300A-F Bubbler 360°
E	RAINBIRD 1800 SERIES SQ Nozzle 4 Feet Throw EST°

Pipes

Symbol	Description
	Class 160 PVC (Lateral)
	SCH 40 PVC (Mainline)
	SCH 40 PVC (Sleeve)

Valves

Symbol	Description
	Rainbird PGA Valve
	Rain Bird XCZ-150-PRB-COM
	Hose Bib with PVB

Drip

Symbol	Description
	Rain Bird XFS-04-12-500
	Rain Bird XFS-04-18-500
	Rain Bird XFS-04-24-500

Water Meters

Symbol	Description
M	Proposed 1" Water Meter

Notes:
- Coordinate with M.E.P. for P.O.C. Connection.

1 Permit No. 2020-L-491-00013

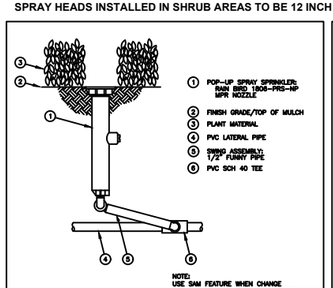

RAIN BIRD 1800 SERIES SPRINKLER

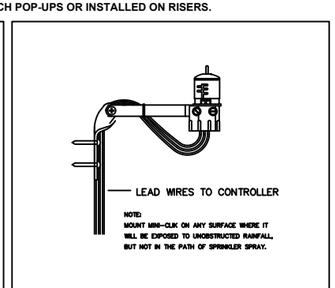

RAIN BIRD MINI-CLIK RAIN SENSOR

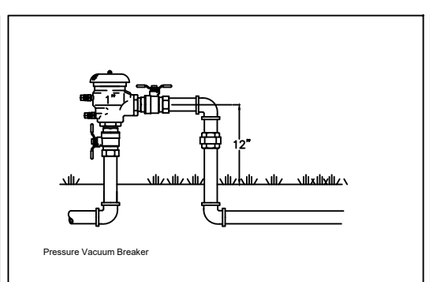

PRESSURE VACUUM BREAKER

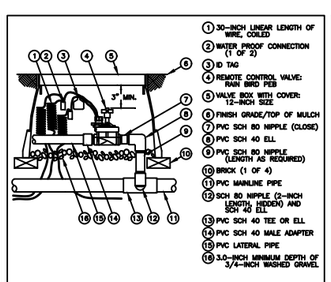

RAIN BIRD PGA VALVE

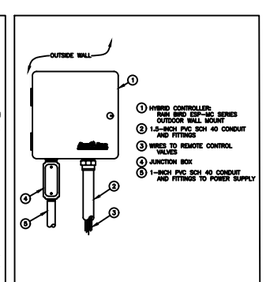

RAIN BIRD CONTROLLER DETAIL

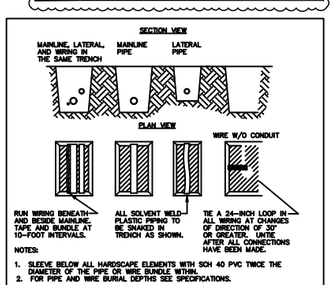

TRENCH DETAIL

WITKIN HULTS DESIGN GROUP
307 south 21st avenue hollywood, florida
phone: 954.923.9831 facsimile: 954.923.9859
www.wdesigngroup.com

Project: HOLIDAY INN FFL HOTEL
FORT LAUDERDALE, FL
FDOT IRRIGATION DETAILS

Revisions:	Date:	By:
1) FDOT Comments	10.12.2020	AM

Seal:

Lic. # LA0000889
Member: A.S.L.A.

Drawing: Irrigation Details
Date: 01/03/2020
Scale: See Left
Drawn by: AM
Sheet No.:

IR-2

Cad Id.: 2016-065

SECTION No.:	**86010000**
Permit No.:	**2020-L-491-00013**
COUNTY:	**Broward**
S.R. No.:	**5**

EXHIBIT C

MAINTENANCE PLAN FOR LANDSCAPE IMPROVEMENTS

This Exhibit forms an integral part of the DISTRICT FOUR (4) LANDSCAPE MAINTENANCE MEMORANDUM OF AGREEMENT between the State of Florida, Department of Transportation and the AGENCY.

Please see attached

Page 18 of 23

MAINTENANCE PLAN
Landscape Improvements

State Road No:	**State Road 5 (Federal Hwy / US 1)**
Project Limits:	**M.P. 8.452 to M.P. 8.483**
Permit:	**2020-L-491-00013**
Project:	**Holiday Inn**
Maintaining Agency:	**City of Fort Lauderdale**
RLA of Record:	**Andrew Witkin**
Date:	**January 6, 2021**

I. GENERAL MAINTENANCE REQUIREMENTS AND RECOMMENDATIONS:

The purpose of a plan for the landscape improvements maintenance practices is to allow the plant material on your project to thrive in a safe and vigorous manner while fulfilling their intended purpose and conserving our natural resources. Plantings and all other landscape improvements within FDOT right of way shall be maintained to avoid potential roadway hazards and to provide required clear visibility, accessibility, clearance, and setbacks as set forth by Florida Department of Transportation (FDOT) governing standards and specifications: FDOT Standard Plans, FDOT Plans Design Manual and FDOT Standard Specifications for Road and Bridge Construction, as amended by contract documents, and all other requirements set forth by the District 4 Operations Maintenance Engineer. The initial portion of the Maintenance Plan (Part I) describes general maintenance requirements and recommendations. ***The concluding section (Part II) provides recommendations prepared by the Registered Landscape Architect of Record specific to the attached approved plans.***

WATERING REQUIREMENTS

Watering is a critical concern for not only the maintenance of healthy plant material but also for observing water conservation practices. The amount of water to apply at any one time varies with the weather, drainage conditions and water holding capacity of the soil. For plant materials that have been established, it is imperative that any mandated water restrictions be fully conformed to on FDOT roadways.

Proper watering techniques should provide even and thorough water dispersal to wet the entire root zone, but not saturate the soil or over-spray onto travel lanes.

IRRIGATION SYSTEM

The Agency shall ensure there are no roadway overspray or irrigation activities during daytime hours (most notably “rush hour” traffic periods). It is imperative the irrigation controller is properly set to run early enough that the watering process will be entirely completed before high traffic periods, while adhering to mandated water restrictions. To ensure water conservation, the Agency shall monitor the system for water leaks and the rain sensors to ensure they are functioning properly so that the system shuts down when there is sufficient rainfall.

INTEGRATED PLANT MANAGEMENT

An assessment of each planting area’s soil is recommended to periodically determine the nutrient levels needed to sustain healthy, vigorous plant growth.

Palms, shrubs, trees and turf areas shall be fertilized in such a manner and frequency to ensure that the plant material remains healthy and vigorously growing. Please be alert to changes in fertilization types per University of Florida, Institute of Food and Agricultural Services (I.F.A.S.)

recommendations. Establishment of an integrated pest management program is encouraged to ensure healthy plants, which are free of disease and pests.

MULCHING
Mulch planting beds in such a manner as to prevent weed growth, retain moisture to the plants, protect against soil erosion and nutrient loss, maintain a more uniform soil temperature, and improve the appearance of the planting beds. Avoid mulch mounded up on the trunks of trees, palms, and the base of shrubs to encourage air movement in this area which aids in lowering disease susceptibility. Cypress mulch is prohibited on state right of way.

PRUNING
All pruning, and the associated safety criteria, shall be performed according to American National Standard Institute (ANSI) A300 standards and shall be supervised by an International Society of Arboriculture (ISA) Certified Arborist. Pruning shall be carried out with the health and natural growth of plant materials in mind, to specific pruning heights maintaining clear visibility for motorists, and provide vertical clearance for pedestrian, bicyclist, and truck traffic where applicable. Visibility windows must be maintained free of view obstructions, and all trees and palms must be maintained to prevent potential roadway and pedestrian hazards, all palms are to be kept fruit free. The specific pruning heights are determined by understanding the designer's intent when selecting and placing the plants. The intended mature maintained height and spread of plants are noted on the plans (See Exhibit B.) and see Part II., Specific Project Site Maintenance Requirements and Recommendations as guidance. The understory plant materials selected for use within the restricted planting areas (Limits of Clear Sight) are to be mature height in compliance with Window Detail. Vertical tree heights must meet *FDOT Maintenance Rating Program* (MRP) standards. See Reference pages.

STAKING AND GUYING
All staking materials, except for replacements, are to be removed by the completion of FDOT establishment or after one year (whichever comes first). Any subsequent staking and guying activities by the Agency must adhere to *FDOT Standard Plans* guidelines (See Index 580-001). The Agency shall closely monitor staking and guying attachment materials so that they are securely fastened to avoid potential roadway hazards.

TURF MOWING:
All grassed areas are to be mowed and trimmed with sufficient frequency to maintain a deep, healthy root system while providing a neat and clean appearance to the urban landscape. All turf efforts, mowing, curb/sidewalk edging and turf condition, must at a minimum, meet *FDOT Maintenance Rating Program* (MRP).

LITTER CONTROL:
The project site shall remain as litter free as practicable. It is recommended to recycle this litter to avoid unnecessary waste by its reuse. Litter removal efforts must meet *FDOT Maintenance Rating Program* (MRP) standards.

WEEDING/HERBICIDE
All planting areas shall be maintained as weed free as practicable by enlisting integrated pest management practices in areas specified on the plans and maintaining proper mulch levels. Extreme care is recommended when using a chemical herbicide to avoid overspray onto plant materials. It is the applicator's responsibility to restore any damage resulting from overspray to the plantings, per the approved plans.

PLANT REPLACEMENT
Plant replacement shall be the same species and specification as the approved plan. Move and replace all plant materials that may conflict with utility relocations and service. Only plants graded Florida #1 or better, per the *Florida Department of Agriculture and Consumer Services, Grades and Standards for Nursery Plants* are permitted on FDOT roadways. Should it become necessary to change the species, a permit is required from FDOT for approval by the FDOT District Landscape Architect.

HARDSCAPE (SPECIALTY SURFACING)
All tree grates and specialty surfacing (if applicable) shall be maintained in such a manner as to prevent any potential tripping hazards and protect damage to the surfacing and tree grates. Final surface tolerance from grade elevations shall, at a minimum, meet the most current FDOT Maintenance Rating Program Handbook for a sidewalk; ADA accessible sidewalk; and FDOT Design Standards for Design, Construction, Maintenance and Utility Operations on The State Highway System. If the specialty surfacing or tree grates become damaged, they shall be replaced with the same type and specification as the approved plan.

HARDSCAPE (CONCRETE PAVERS)
All concrete pavers (if applicable) shall be maintained in such a manner as to prevent any potential tripping hazards and protect damage to the pavers. Final surface tolerance from grade elevations shall, at a minimum, meet the most current *Interlocking Concrete Pavement Institute (ICPI)*, *Guide Specifications for Pavers on an Aggregate Base, Section 23 14 13 Interlocking Concrete Pavers*, Part 3.05. If the concrete pavers become damaged, they shall be replaced with the same type and specification as the approved plan.

It shall be the responsibility of the AGENCY to maintain all signs located within hardscape areas. Such maintenance to be provided by the AGENCY shall include repair and replacement of the sign panel, post, and base.

HARDSCAPE (NON-STANDARD) TRAVELWAY SURFACING
It shall be the responsibility of the AGENCY to restore an unacceptable ride condition of the roadway, including asphalt pavement (if applicable), caused or contributed by the installation or failure of non-standard surfacing, and/or the header curb, on the Department of Transportation right of way within the limits of this Agreement. Pavement restoration areas or “patches” will have a minimum length of 10-ft, measured from the edge of the header curb, and a width to cover full lanes for each lane affected by the restoration.

Pavement restoration will be performed in accordance with the most current edition of the *FDOT Standard Specifications for Road and Bridge Construction*, and the *FDOT Design Standards for Design, Construction, Maintenance and Utility Operations on the State Highway System*.

HARDSCAPE (LANDSCAPE ACCENT LIGHTING)
(IF APPLICABLE)
Landscape accent lighting shall be maintained in such a manner as to prolong the life of the lighting fixture and prevent potential safety hazards. If the lighting fixtures and their system become damaged, they shall be replaced with the same type and specification as the approved plan. Landscape lighting shall meet requirements for the sea turtle nesting and hatching.

SITE FURNISHINGS
Site furnishing such as Trash Receptacles, Benches, Bollards and Bicycle Racks shall be maintained in such a manner as to prolong the life of the fixture and prevent potential safety

hazards. If the fixtures and their overall function and mounting systems become damaged, they shall be replaced with the same type and specification as the approved plan.

TREE CELL STRUCTURES
Underground tree cells shall be maintained in such a manner as to prolong the life of the structure and prevent potential safety hazards. If the structures fail or become damaged, they shall be replaced with the same type and specification as the approved plan.

MAINTENANCE OF TRAFFIC CONTROL
Reference the FDOT website regarding the selection of the proper traffic control requirements to be provided during routine maintenance and / or new installations of this DOT roadway.

VEGETATION MANAGEMENT AT OUTDOOR ADVERTISING (ODA)
(IF APPLICABLE)
To avoid conflicts with permitted outdoor advertising, please reference the State of Florida website regarding the vegetation management of outdoor advertising. This website provides a portal to search the FDOT Outdoor Advertising Inventory Management System Database. The database contains an inventory of outdoor advertising structures, permits and other related information maintained by the Department.

Also, reference the *Florida Highway Beautification Program* website link for *Vegetation Management at ODA signs* Florida Statutes and Florida Administrative Code related to vegetation management at outdoor advertising sign, permit applications for vegetation management and determining mitigation value of roadside vegetation.

II. SPECIFIC PROJECT SITE MAINTENANCE REQUIREMENTS AND RECOMMENDATIONS

1. Remove suckering growth from base and clear trunk areas for Pigeon Plum trees.

2. Maintain full ground coverage of turf grass at all times.

3. Evaluate plant material on a monthly basis for pests, diseases, drought stress or general decline. If required, follow the integrated pest management program established by the Agency to ensure healthy plants.

4. Inspect the irrigation system performance on a monthly basis to ensure the system is providing 100% coverage, does not have sections of low pressure, heads and valves are clean and clear of debris and any damaged irrigation components (i.e., spray nozzles, spray heads, valve boxes, etc.) are repaired or replaced.

Page 22 of 23

REFERENCES

This reference list is provided as a courtesy. The list may not contain the most current websites. The most current references must be accessed for up-to-date information.

Accessible Sidewalk (ADA) http://www.access-board.gov/guidelines-and-standards/streets-sidewalks

Americans with Disabilities Act (ADA) (ADAAG) http://www.ada.gov/2010ADAstandards_index.htm

American National Standard Institute, *ANSI A300, (Part 1) for Tree Care Operations – Trees, Shrub, and Other Woody Plant Maintenance – Standard Practices (Pruning)*, available for purchase http://webstore.ansi.org

Florida Department of Agriculture and Consumer Services, Division of Plant Industry, *Florida Grades and Standards for Nursery Plants 2015*
http://www.freshfromflorida.com/Divisions-Offices/Plant-Industry/Bureaus-and-Services/Bureau-of-Plant-and-Apiary-Inspection

Florida Department of Community Affairs (DCA), *Florida Board of Building Codes & Standards, 2017 Florida Building Code, Chapter 11 Florida Accessibility Code for Building Construction Part A*
http://www.floridabuilding.org/fbc/workgroups/Accessibility_Code_Workgroup/Documentation/CHAPTER_11_w_fla_specifics.htm

Florida Department of Transportation, *Program Management, Maintenance Specifications Workbook Supplemental Specifications, Section 580 Landscape Installation*
http://www.fdot.gov/programmanagement/Maintenance/2019Jan/default.shtm

Florida Department of Transportation, *FDOT Standard Plans for Design, Construction, Maintenance and Utility Operations on the State Highway System, Index 580-001 Landscape Installation*
http://www.fdot.gov/design/standardplans/current/IDx/580-001.pdf

Florida Department of Transportation, *FDOT Design Manual for Design, Construction, Maintenance and Utility Operations on the State Highway System, Chapter 212.11 Clear Sight Triangles*
http://www.fdot.gov/roadway/FDM/current/2018FDM212Intersections.pdf

Florida Department of Transportation, *FDOT Design Manual for Design, Construction, Maintenance and Utility Operations on the State Highway System, Chapter 215.2.3 Clear Zone Criteria and 215.2.4 Lateral Offset*
Table 215.2.1 Clear Zone Width Requirements
Table 215.2.2 Lateral Offset Criteria (for Trees)
http://www.fdot.gov/roadway/FDM/current/2018FDM215RoadsideSafety.pdf

Florida Department of Transportation, *FDOT Standard Plans for Design, Construction, Maintenance and Utility Operations on the State Highway System, Index Series 102-600 Traffic Control through Work Zones*
http://www.fdot.gov/design/standardplans/current/IDx/102-600.pdf

Department of Transportation, Landscape Architecture Website www.MyFloridaBeautiful.com

Florida Department of Transportation, *Maintenance Rating Program Handbook*
http://www.dot.state.fl.us/statemaintenanceoffice/MaintRatingProgram.shtm

Florida Department of Transportation Outdoor Advertising Database http://www2.dot.state.fl.us/rightofway/

Florida Exotic Pest Plant Council Invasive Plant Lists http://www.fleppc.org/list/list.htm

Florida Irrigation Society http://www.fisstate.org

Florida Power and Light (FPL), *Plant the Right Tree in the Right Place*
http://www.fpl.com/residential/trees/right_tree_right_place.shtml

Page 23 of 23