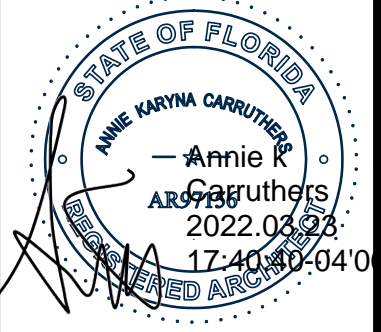


**IN-SITE  
DESIGN  
GROUP LLC**  
1546 JACKSON STREET  
HOLLYWOOD, FL 33020  
AA26001758  
WWW.INSITEDESIGNGROUP.COM  
954 921 5333

ANNIE K. CARRUTHERS  
ARCHITECT



SEAL  
STATE OF FLORIDA LICENSE No AR-97156  
This item has been digitally signed and sealed by  
Annie Carruthers, Architect on the date adjacent  
to the seal. Printed copies of this document are  
not considered signed and sealed and the  
signature must be verified on any electronic  
copies.

THESE DESIGNS AND DRAWINGS ARE THE  
COPYRIGHTED PROPERTY OF INSITE DESIGN  
GROUP, LLC, AND MAY NOT BE REPRODUCED  
EXCEPT WITH SPECIFIC WRITTEN CONSENT OF THE  
COMPANY. THE CONTRACTOR MUST CHECK AND  
VERIFY ALL DIMENSIONS OF THE JOB, AND BE  
RESPONSIBLE FOR SAME. REPORTING ANY  
DISCREPANCIES TO THE ARCHITECT BEFORE  
COMMENCEMENT OF WORK. DRAWINGS ARE  
NOT TO BE SCALED.

**Lumière**  
7 UNIT RESIDENTIAL  
CONDO

ADDRESS:  
500 HENDRICKS ISLE  
FT LAUDERDALE, FL

**DISTRIBUTION**  
SEPT-2021  
DESIGN DEVELOPMENT  
APPROVAL  
OCT-22-2021  
DEVELOPMENT REVIEW  
COMMITTEE (DRC)  
SUBMITTAL  
CASE NUMBER UDP-S21050  
FEB-2-2022/ MAR-2-2022  
COMMENT RESPONSES

DATE OF ISSUE  
MAR-23-2022

DRAWING NAME

COVER

SHEET  
**A-000**

**OWNER**

**500 HENDRICKS ISLE LLC**  
500 HENDRICKS ISLE FORT LAUDERDALE FL 33301

**LOCATION PLAN**

**ARCHITECT**

**IN - SITE DESIGN GROUP, LLC.**  
1546 JACKSON STREET, HOLLYWOOD, FLORIDA 33020 (954) 921-5333 AA26001758 ANNIE CARRUTHERS ARCHITECT AR-97156  
EMAIL ANNIE@INSITEDESIGNGROUP.COM

**ENGINEERS/CONSULTANTS**

**STRUCTURAL ENGINEER**  
**PROJECT CLASSIC**  
**STRUCTURAL ENGINEERING**  
5968 NW 77 TERR, PARKLAND FLORIDA 33067  
TEL: 954-667-7803 FARID ABUGATTAS, P.E. 72471  
EMAIL: PLANS@PROJECT CLASSIC.COM

**MECHANICAL ELECTRICAL & PLUMBING ENGINEER**  
**E + E CONSULTING ENGINEERING INC**  
1701 SUNSET HARBOUR DR #706  
MIAMI BEACH, FL 33139 954-566-9708  
GUISEPPE NENDIANI PE #59435  
EMAIL: ANDRES@EE-CE.NET

**CIVIL ENGINEER**  
**GATOR ENGINEERING ASSOCIATES, INC.**  
11390 TEMPLE STREET, COOPER CITY, FL 33330  
954-434-5905  
EMAIL: GATOR\_EC@BELLSOUTH.NET

**LANDSCAPE ARCHITECT**  
**BARRANCO-RLA, INC**  
NATALIA BARRANCO, RLA  
954.224.0432  
EMAIL: BATALIA@B-RLA.COM

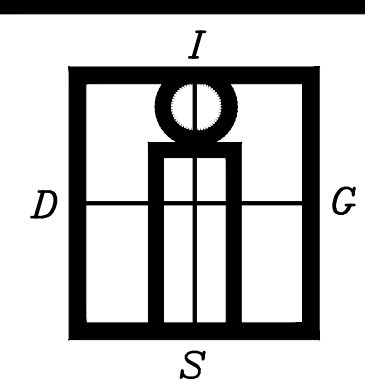
**INDEX OF DRAWINGS**

**UTILITY SERVICE PROVIDERS**

COVER/DATA SHIT		RENDERINGS		LANDSCAPE DRAWINGS		ARCHITECTURAL DRAWINGS				
A-000	COVER SHEET	A-006	RENDERING FRONT STREET VIEW	L-0.0	INDEX RENDERING	A-100	FIRST FLOOR PLAN	A-300	BUILDING SECTIONS	
A-001	PROJECT DATA	A-007	RENDERING REAR DOCK VIEW	L-1.0	TREE DISPOSITION PLAN	A-101	SECOND FLOOR PLAN	A-301	BUILDING SECTIONS	
A-002	GENERAL NOTES/ABBREVIATIONS	A-008	RENDERING	L-2.2	PROPOSED LANDSCAPE DRAWING	A-102	THIRD FLOOR PLAN	A-302	BUILDING SECTIONS	
SURVEY	SITE DRAWINGS	A-009	RENDERING OBLIQUE AERIAL	L-2.1	PROPOSED ROOF LANDSCAPING	A-103	FOURTH FLOOR PLAN	A-400	STAIR DETAILS	
		PERSPECTIVES		CIVIL DRAWINGS	E-01	A-104	FIFTH FLOOR PLAN	A-401	GUARDRAIL DETAILS	
		A-010	SETBACK ILLUSTRATION			A-105	ROOF FLOOR PLAN	A-500	WINDOW DETAILS	
A-003	NEW SITE PLAN	A-011	SETBACK ILLUSTRATION			A-106	ROOF PLAN	A-501	DOOR AND TYP WALL DETAILS	
A-004	PARKING DETAILS	CIVIL DRAWINGS		E-0.1	SITE PHOTOMETRICS	A-200	ELEVATION			
A-005	SIGNAGE DETAIL					A-201	ELEVATION			
						A-202	ELEVATION			
						A-203	ELEVATION			
PH	PHOTOMETRICS OF SITE					A-204	EXTERIOR MATERIALS /COLORS			

CITY OF FORT LAUDERDALE

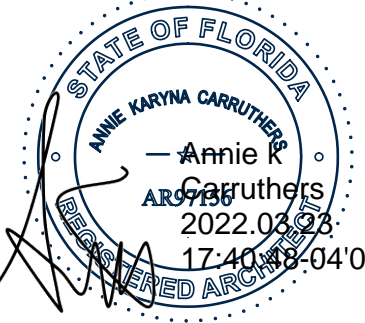




**IN-SITE  
DESIGN  
GROUP LLC**

1546 JACKSON STREET  
HOLLYWOOD, FL 33020  
AA26001758  
WWW.INSITEDESIGNGROUP.COM  
954 921 5333

ANNIE K. CARRUTHERS  
ARCHITECT



SEAL  
STATE OF FLORIDA LICENSE No. AR-97159  
This item has been digitally signed and sealed by  
Annie Carruthers, Architect on the date adjacent  
to the seal. Printed copies of this document are  
not considered signed and sealed and the  
signature must be verified on any electronic  
copies.

THESE DESIGNS AND DRAWINGS ARE THE  
COPYRIGHTED PROPERTY OF IN-SITE DESIGN  
GROUP, LLC, AND MAY NOT BE REPRODUCED  
EXCEPT WITH SPECIFIC WRITTEN CONSENT OF THE  
COMPANY. THE CONTRACTOR MUST CHECK AND  
VERIFY ALL DIMENSIONS OF THE JOB AND BE  
RESPONSIBLE FOR SAME. REPORTING ANY  
DISCREPANCIES TO THE ARCHITECT BEFORE  
COMMENCEMENT OF WORK. DRAWINGS ARE  
NOT TO BE SCALED.

**Lumière**  
7 UNIT RESIDENTIAL  
CONDO

ADDRESS:  
500 HENDRICKS ISLE  
FT LAUDERDALE, FL

**DISTRIBUTION**  
SEPT-2021  
DESIGN DEVELOPMENT  
APPROVAL  
OCT-22-2021  
DEVELOPMENT REVIEW  
COMMITTEE (DRC)  
SUBMITTAL  
CASE NUMBER UDP-S21050  
FEB-2-2022/ MAR-2-2022  
COMMENT RESPONSES


DATE OF ISSUE  
MAR-23-2022

DRAWING NAME

RENDERING

SHEET

A-006

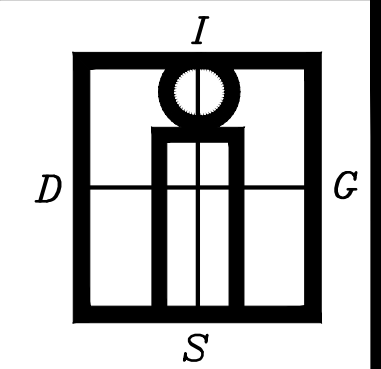



1 ARTISTS RENDERING/ PROPOSED STREET LEVEL PERSEPECTIVE FRONT





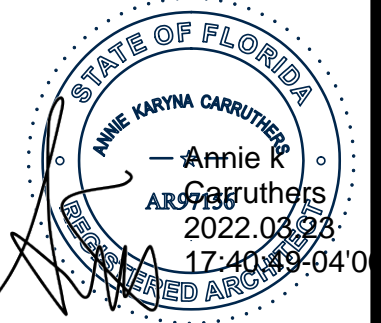
1 | ARTISTS RENDERING/ PROPOSED DOCK LEVEL PERSEPECTIVE REAR



**IN-SITE  
DESIGN  
GROUP LLC**

1546 JACKSON STREET  
HOLLYWOOD, FL 33020  
AA26001758  
WWW.INSITEDESIGNGROUP.COM  
954 921 5333

ANNIE K. CARRUTHERS  
ARCHITECT



SEAL  
STATE OF FLORIDA LICENSE No AR-97159  
This item has been digitally signed and sealed by  
Annie Carruthers, Architect on the date adjacent to  
the seal. Printed copies of this document are  
not considered signed and sealed and the  
signature must be verified on any electronic  
copies.

THESE DESIGNS AND DRAWINGS ARE THE  
COPYRIGHTED PROPERTY OF IN-SITE DESIGN  
GROUP, LLC, AND MAY NOT BE REPRODUCED  
EXCEPT WITH SPECIFIC WRITTEN CONSENT OF THE  
COMPANY. THE CONTRACTOR MUST CHECK AND  
VERIFY ALL DIMENSIONS OF THE JOB AND BE  
RESPONSIBLE FOR SAME. REPORTING ANY  
DISCREPANCIES TO THE ARCHITECT BEFORE  
COMMENCEMENT OF WORK. DRAWINGS ARE  
NOT TO BE SCALED.

**Lumière**  
7 UNIT RESIDENTIAL  
CONDO

**ADDRESS:**  
500 HENDRICKS ISLE  
FT LAUDERDALE, FL

**DISTRIBUTION**  
SEP-1-2021  
DESIGN DEVELOPMENT  
APPROVAL  
OCT-22-2021  
DEVELOPMENT REVIEW  
COMMITTEE (DRC)  
SUBMITTAL  
CASE NUMBER UDP-S21050  
FEB-2-2022/ MAR-2-2022  
COMMENT RESPONSES

DATE OF ISSUE  
MAR-23-2022

DRAWING NAME

RENDERINGS

SHEET

A-007






1 ARTISTS RENDERING/ OBLIQUE ARIAL PERSPECTIVE OF FRONT



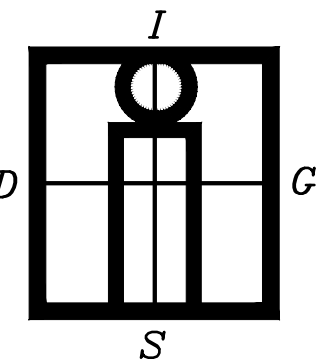
2 ARTISTS RENDERING/ OBLIQUE ARIAL PERSPECTIVE OF REAR



3 CONTEXT SITE PLAN ARIAL



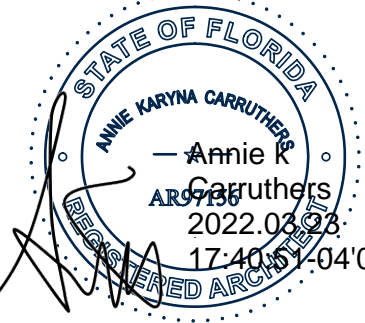
4 PEDESTRIAN VIEW OF GROUND FLOOR SHOWING TRANSPARENCY AND ACTIVATED AREAS



**IN-SITE  
DESIGN  
GROUP LLC**

1546 JACKSON STREET  
HOLLYWOOD, FL 33020  
AA26001758  
WWW.INSITEDESIGNGROUP.COM  
954 921 5333

ANNIE K. CARRUTHERS  
ARCHITECT



SEAL  
STATE OF FLORIDA LICENSE NO. AR-97159  
This item has been digitally signed and sealed by  
Annie Carruthers, Architect on the date adjacent  
to the seal. Printed copies of this document are  
not considered signed and sealed and the  
signature must be verified on any electronic  
copies.

THESE DESIGNS AND DRAWINGS ARE THE  
COPYRIGHTED PROPERTY OF IN-SITE DESIGN  
GROUP, LLC, AND MAY NOT BE REPRODUCED  
EXCEPT WITH SPECIFIC WRITTEN CONSENT OF THE  
COMPANY. THE CONTRACTOR MUST CHECK AND  
VERIFY ALL DIMENSIONS OF THE JOB AND BE  
RESPONSIBLE FOR SAME. REPORTING ANY  
DISCREPANCIES TO THE ARCHITECT BEFORE  
COMMENCEMENT OF WORK. DRAWINGS ARE  
NOT TO BE SCALED.

**Lumière**  
7 UNIT RESIDENTIAL  
CONDO

ADDRESS:  
500 HENDRICKS ISLE  
FT LAUDERDALE, FL

**DISTRIBUTION**

SEPT-2021  
DESIGN DEVELOPMENT  
APPROVAL  
OCT-22-2021  
DEVELOPMENT REVIEW  
COMMITTEE (DRC)  
SUBMITTAL  
CASE NUMBER UDP-S21050  
FEB-2-2022/ MAR-2-2022  
COMMENT RESPONSES

DATE OF ISSUE  
MAR-23-2022

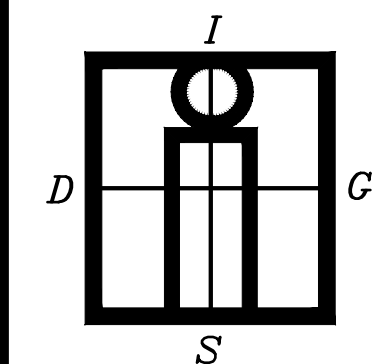
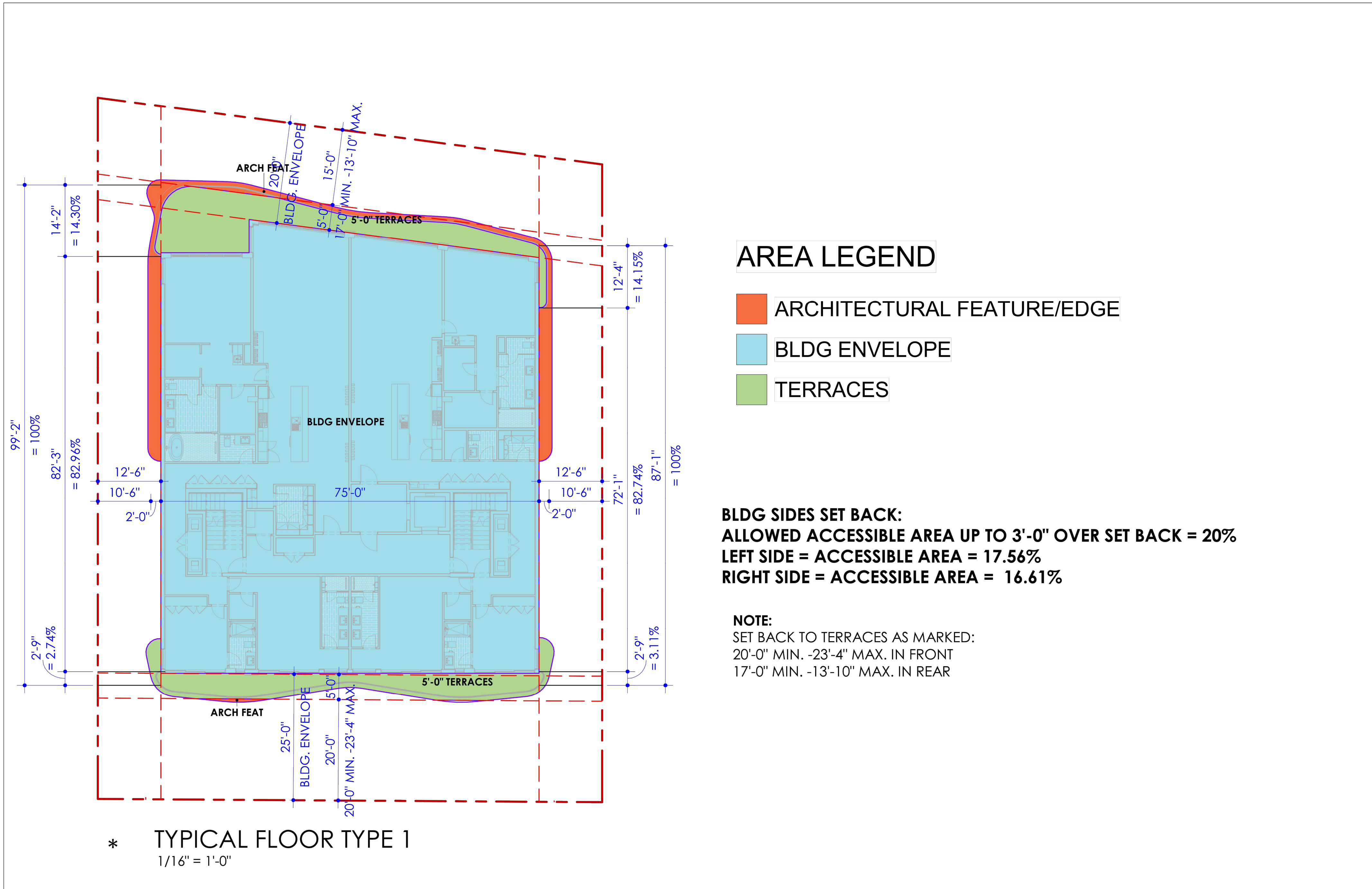
DRAWING NAME

RENDERING

SHEET

A-009

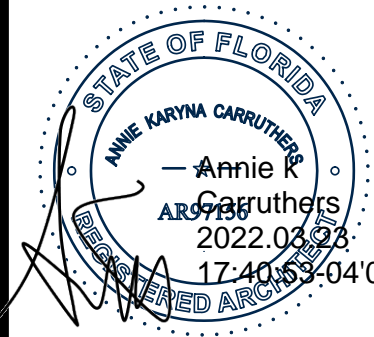




**IN-SITE  
DESIGN  
GROUP LLC**

1546 JACKSON STREET  
HOLLYWOOD, FL 33020  
AA26001758  
WWW.INSITEDESIGNGROUP.COM  
954 921 5333

ANNIE K. CARRUTHERS  
ARCHITECT



SEAL  
This item has been digitally signed and sealed by  
Annie Carruthers, Architect on the date adjacent  
to the seal. Printed copies of this document are  
not considered signed and sealed and the  
signature must be verified on any electronic  
copies.

THESE DESIGNS AND DRAWINGS ARE THE  
COPYRIGHTED PROPERTY OF IN-SITE DESIGN  
GROUP, LLC, AND MAY NOT BE REPRODUCED  
EXCEPT WITH SPECIFIC WRITTEN CONSENT OF THE  
COMPANY. THE CONTRACTOR MUST CHECK AND  
VERIFY ALL DIMENSIONS OF THE JOB AND BE  
RESPONSIBLE FOR SAME. REPORTING ANY  
DISCREPANCIES TO THE ARCHITECT BEFORE  
COMMENCEMENT OF WORK. DRAWINGS ARE  
NOT TO BE SCALED.

**Lumière**  
7 UNIT RESIDENTIAL  
CONDO

**ADDRESS:**  
500 HENDRICKS ISLE  
FT LAUDERDALE, FL

**DISTRIBUTION**  
SEPT-2021  
DESIGN DEVELOPMENT  
APPROVAL  
OCT-22-2021  
DEVELOPMENT REVIEW  
COMMITTEE (DRC)  
SUBMITTAL  
CASE NUMBER UDP-S21050  
FEB-2-2022/ MAR-2-2022  
COMMENT RESPONSES

DATE OF ISSUE  
MAR-23-2022

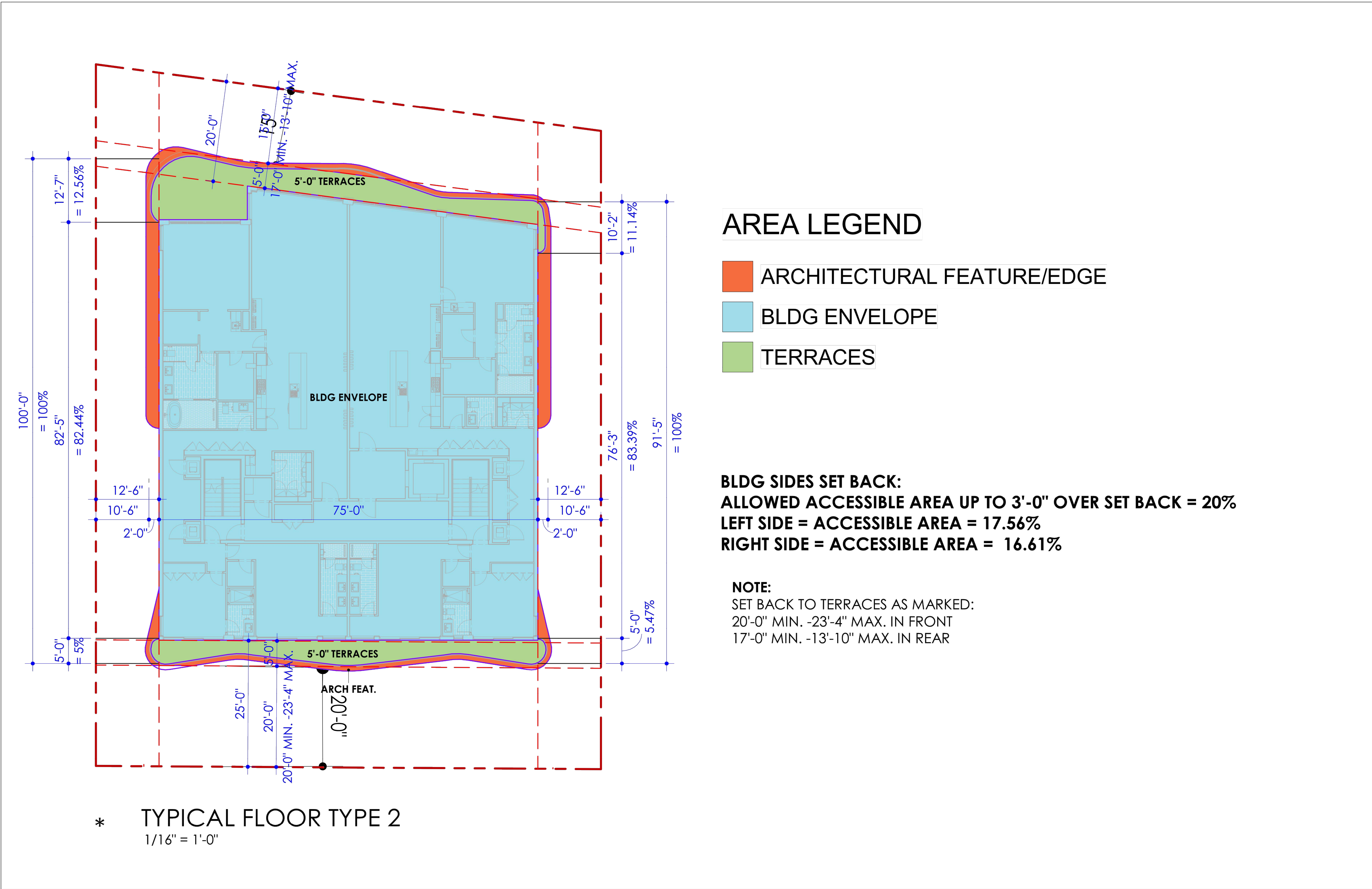
DRAWING NAME

ILLUSTRATION

SHEET

**A-010**





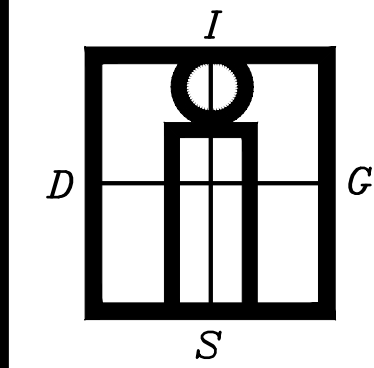
AREA LEGEND

- ARCHITECTURAL FEATURE/EDGE
- BLDG ENVELOPE
- TERRACES

BLDG SIDES SET BACK:  
ALLOWED ACCESSIBLE AREA UP TO 3'-0" OVER SET BACK = 20%  
LEFT SIDE = ACCESSIBLE AREA = 17.56%  
RIGHT SIDE = ACCESSIBLE AREA = 16.61%

NOTE:  
SET BACK TO TERRACES AS MARKED:  
20'-0" MIN. -23'-4" MAX. IN FRONT  
17'-0" MIN. -13'-10" MAX. IN REAR

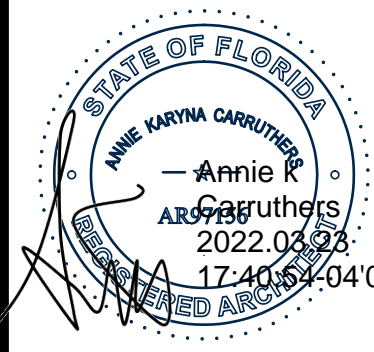
\* TYPICAL FLOOR TYPE 2  
1/16" = 1'-0"



IN-SITE  
DESIGN  
GROUP LLC

1546 JACKSON STREET  
HOLLYWOOD, FL 33020  
AA26001758  
WWW.INSITEDESIGNGROUP.COM  
954 921 5333

ANNIE K. CARRUTHERS  
ARCHITECT



SEAL  
This item has been digitally signed and sealed by  
Annie Carruthers, Architect on the date adjacent  
to the seal. Printed copies of this document are  
not considered signed and sealed and the  
signature must be verified on any electronic  
copies.

THESE DESIGNS AND DRAWINGS ARE THE  
COPYRIGHTED PROPERTY OF IN-SITE DESIGN  
GROUP, LLC, AND MAY NOT BE REPRODUCED  
EXCEPT WITH SPECIFIC WRITTEN CONSENT OF THE  
COMPANY. THE CONTRACTOR MUST CHECK AND  
VERIFY ALL DIMENSIONS OF THE JOB AND BE  
RESPONSIBLE FOR SAME. REPORTING ANY  
DISCREPANCIES TO THE ARCHITECT BEFORE  
COMMENCEMENT OF WORK. DRAWINGS ARE  
NOT TO BE SCALED.

Lumière  
7 UNIT RESIDENTIAL  
CONDO

ADDRESS:  
500 HENDRICKS ISLE  
FT LAUDERDALE, FL

DISTRIBUTION  
SEPT-2021  
DESIGN DEVELOPMENT  
APPROVAL  
OCT-22-2021  
DEVELOPMENT REVIEW  
COMMITTEE (DRC)  
SUBMITTAL  
CASE NUMBER UDP-S21050  
FEB-2-2022/ MAR-2-2022  
COMMENT RESPONSES

DATE OF ISSUE  
MAR-23-2022

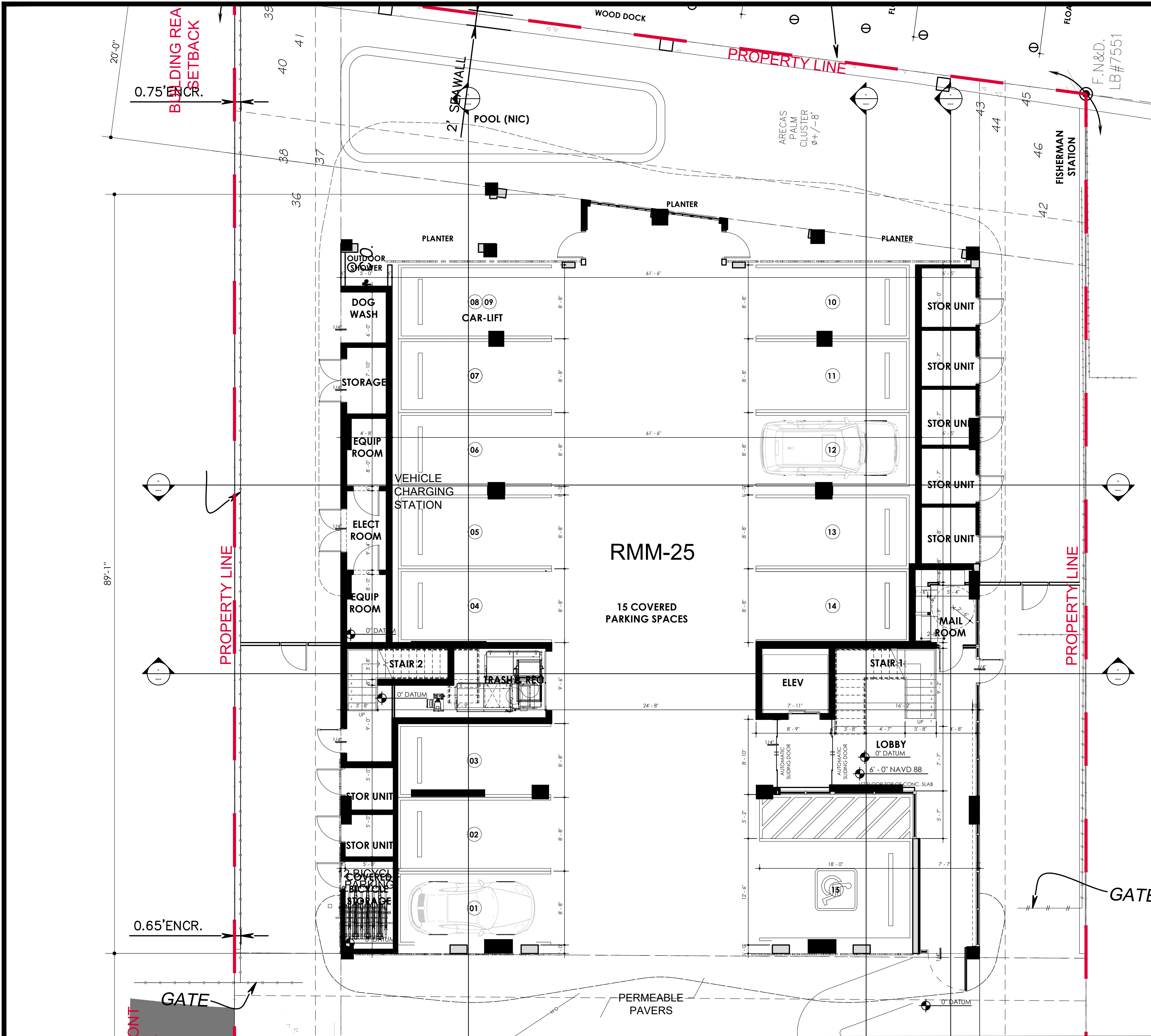
DRAWING NAME

ILLUSTRATION

SHEET

A-011





1 FIRST FLOOR PLAN  
SCALE = 3/16" = 1'-0"

MIN REQ: BFE = +5'-0" NGVD PLUS ONE FOOT = +6'-0" NGVD PROPOSED; DFE = +6'-0" NGVD = 0'-0" = DATUM = TOP OF FIRST FLOOR LIVING CONC SLAB

ALL ELEVATIONS NOTED ARE FROM THE TOP OF CONCRETE SLAB. DATUM REFERS TO THE ENCLOSED FIRST FLOOR LIVING AREA TOP OF SLAB.

## 2 SLAB NOTES

NOTES TO BUILDER:  
ALL WORK TO BE DONE IN ACCORDANCE W/THE FLORIDA BUILDING CODE 2020 7TH ED AND 2020 FLORIDA BUILDING CODE RESIDENTIAL (TYP)

LIGHT AND VENTILATION HAVE BEEN PROVIDED TO ALL LIVING AND SLEEPING AREAS BY MEANS OF WINDOWS, DOORS & TRANSPARENT PANELS IN EXTERIOR WALLS W/ A TOTAL AREA OF NOT LESS THAN 8% OF THE FLOOR AREA OF THESE ROOMS AS PER F.B.C. R303.

OWNER TO SELECT ALL APPLIANCES FINISHES AND FIXTURES. ITEMS NOTED ARE SUGGESTED AND SHOULD BE CONFIRMED W/OWNER PRIOR TO PURCHASE OR INSTALLATION (TYP). CONTRACTOR TO COORDINATE FINAL APPLIANCE LAYOUT & SELECTIONS W/ALL TRADES PRIOR TO ROUGH IN. CONTRACTOR TO VERIFY A MIN OF 40" FINISHED CLEARANCE IS MAINTAINED AS ACCESSIBLE ROUTE.

EXTERIOR DOORS AND WINDOWS LABELED EMERGENCY ESCAPE AND RESCUE MUST COMPLY W/ F.B.C. SECT R310(TYP) SEE DETAIL 6 SHEET A-5.1

GREEN TECHNOLOGIES WILL BE UTILIZED WHEREVER POSSIBLE INCLUDING BUT, NOT LIMITED TO, ENERGY STAR APPLIANCES, TANKLESS HEATERS, UPGRADED WINDOWS, MECHANICAL SYSTEMS AND INSULATION, LOW FLOW WATER EFFICIENT FIXTURES, ENERGY EFFICIENT LIGHTING AND NO V.O.C. PAINTS.

## 3 GENERAL NOTES

FIXTURE CLEARANCE REQ. W.C. MIN 15 IN FROM C.L. TO SIDE WALL AND FIXTURES, MIN 21 IN. FRONT CLEARANCE FOR W.C. AND LAVS, 30 IN X 30 IN MIN SHOWER DIM. 24 IN CLEAR IN FRONT OF OPENING IN ACCORDANCE W/R307 AND CH27. SEE DETAIL 10 SHT A-5.5

SEE PLUMB SHT (TYP ALL BATHS) FLOORING TO BE NON SLIP SURFACE (TYP) BATHROOM FIXTURES SHALL BE INSTALLED AS PER FIGURE FBC R307.1 AND USE COMBINT BOARD.

ONE BATHROOM SHALL COMPLY WITH FBC R320.1.1 ONE BATHROOM ON GROUND FLOOR SHALL HAVE A CLEAR OPENING OF NOT LESS THAN 29 INCHES.

ALL SHOWER ENCLOSURES TO BE FRAMELESS SHOWER ENCLOSURE TO BE CAT II SAFETY TEMP GLASS. 22" MIN CLEAR ACCESS TYP

## 4 FIXTURE/BATH NOTES

HENDRICKS ISLE SQ FT CALCULATION			
ROOM NAME	COMMON AREAS	COVERED TERRACES	A/C SALEABLE FLOOR AREA/ UNIT
<b>FIRST FLOOR</b>			
1st FLOOR A/C LOBBY AND MAIL ROOM	480.18		
COVERED PARKING	4,551.96		
STAIRS, ELEVATOR AND TRASH ROOM	449.23		
UNIT STORAGE AND BIKE PARKING	504.98		
EQUIPMENT ROOMS	160.29		
COVERED AREA	267.36		
<b>SECOND FLOOR</b>			
UNIT 2N			2,898.93
UNIT 2N TERRACE		493.2	
UNIT 2S			2,793.06
UNIT 2S TERRACE		322.02	
SEMI PRIVATE LOBBY AND ELECTRICAL RM	334.72		
STAIR, ELEVATOR AND TRASH CHUTE	386.92		
<b>THIRD FLOOR</b>			
UNIT 3N			2,898.92
UNIT 3N TERRACE		490.54	
UNIT 3SS			2,807.60
UNIT 3S TERRACE		335.5	
SEMI PRIVATE LOBBY AND ELECTRICAL RM	334.72		
STAIR, ELEVATOR AND TRASH CHUTE	371.64		
<b>FOURTH FLOOR</b>			
UNIT 4N			2,898.93
UNIT 4N TERRACE		493.2	
UNIT 4S			2,807.60
UNIT 4S TERRACE		322.02	
SEMI PRIVATE LOBBY AND ELECTRICAL RM	334.72		
STAIR, ELEVATOR AND TRASH CHUTE	371.64		
<b>FIFTH FLOOR</b>			
UNIT PH			5,423.38
UNIT PH TERRACE		772.13	
FITNESS CENTER			886.43
SEMI PRIVATE LOBBY AND ELECTRICAL RM	317.33		
STAIR, ELEVATOR AND TRASH CHUTE	371.64		
<b>ROOF</b>			
ROOF ACCESSIBLE AREA	5,858.04		
STAIR AND ELEVATOR	337.59		
<b>SUBTOTALS</b>			
COMMON AREAS SUBTOTAL	15,165.60		
COVERED TERRACES SUBTOTAL		3,228.61	
SALEABLE FLOOR AREA/UNIT SUBTOTAL			23,414.85
GROSS TOTAL BUILDING			41,809.06

## 5 AREA CALCULATIONS

I  
D  
G  
S

**IN-SITE DESIGN GROUP LLC**

1546 JACKSON STREET  
HOLLYWOOD, FL 33020  
AA26001758  
WWW.INSIDEDESIGNGROUP.COM  
954 921 5333

ANNIE K. CARRUTHERS  
ARCHITECT

STATE OF FLORIDA  
ANNIE K. CARRUTHERS  
ARCHITECT  
12-11-2022  
AR-97159

SEAL

STATE OF FLORIDA LICENSE NO. AR-97159

This item has been digitally signed and sealed by Annie Carruthers, Architect on the date adjacent to the seal. Printed copies of this document are not considered signed and sealed and the signature must be verified on any electronic copies.

THESE DESIGNS AND DRAWINGS ARE THE COPYRIGHTED PROPERTY OF IN-SITE DESIGN GROUP, LLC, AND MAY NOT BE REPRODUCED EXCEPT WITH SPECIFIC WRITTEN CONSENT OF THE COMPANY. THE CONTRACTOR MUST CHECK AND VERIFY ALL DIMENSIONS OF THE JOB AND BE RESPONSIBLE FOR SAME. REPORTING ANY DISCREPANCIES TO THE ARCHITECT BEFORE COMMENCEMENT OF WORK. DRAWINGS ARE NOT TO BE SCALED.

**Lumière**

7 UNIT RESIDENTIAL CONDO

ADDRESS:  
500 HENDRICKS ISLE  
FT LAUDERDALE, FL

**DISTRIBUTION**

SEPT-2021  
DESIGN DEVELOPMENT  
APPROVAL  
OCT-22-2021  
DEVELOPMENT REVIEW  
COMMITTEE (DRC)  
SUBMITTAL  
CASE NUMBER UDP-S21050  
FEB-2-2022/ MAR-2-2022  
COMMENT RESPONSES

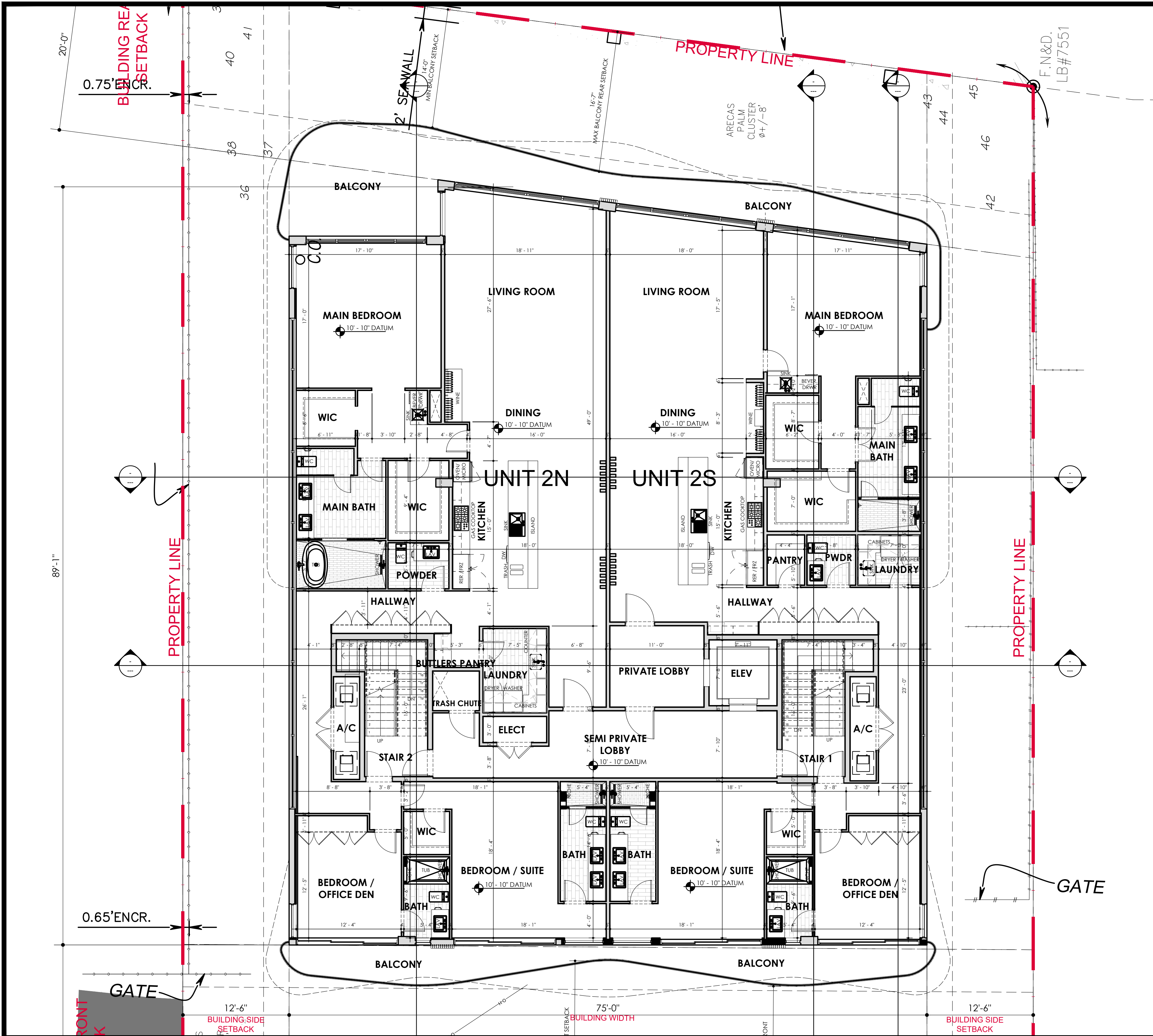
DATE OF ISSUE  
MAR-23-2022

DRAWING NAME  
**FIRST FLOOR PLAN**

SHEET  
**A-106**

3/24/2022 10:07:05 AM





1 SECOND FLOOR PLAN  
SCALE = 3/16" = 1'-0"

MIN REQ: BFE = +5'-0" NGVD PLUS ONE FOOT = +6'-0" NGVD PROPOSED; DFE = +6'-0" NGVD = 0'-0" = DATUM = TOP OF FIRST FLOOR LIVING CONC SLAB

ALL ELEVATIONS NOTED ARE FROM THE TOP OF CONCRETE SLAB. DATUM REFERS TO THE ENCLOSED FIRST FLOOR LIVING AREA TOP OF SLAB.

## 2 SLAB NOTES

NOTES TO BUILDER:  
ALL WORK TO BE DONE IN ACCORDANCE WITH THE FLORIDA BUILDING CODE 2020 7TH ED AND 2020 FLORIDA BUILDING CODE RESIDENTIAL (TYP)

LIGHT AND VENTILATION HAVE BEEN PROVIDED TO ALL LIVING AND SLEEPING AREAS BY MEANS OF WINDOWS, DOORS & TRANSPARENT PANELS IN EXTERIOR WALLS W/ A TOTAL AREA OF NOT LESS THAN 8% OF THE FLOOR AREA OF THESE ROOMS AS PER F.B.C. R303.

OWNER TO SELECT ALL APPLIANCES FINISHES AND FIXTURES. ITEMS NOTED ARE SUGGESTED AND SHOULD BE CONFIRMED W/OWNER PRIOR TO PURCHASE OR INSTALLATION (TYP). CONTRACTOR TO COORDINATE FINAL APPLIANCE LAYOUT & SELECTIONS W/ALL TRADES PRIOR TO ROUGH IN. CONTRACTOR TO VERIFY A MIN OF 40" FINISHED CLEARANCE IS MAINTAINED AS ACCESSIBLE ROUTE.

EXTERIOR DOORS AND WINDOWS LABELED EMERGENCY ESCAPE AND RESCUE MUST COMPLY W/ F.B.C. SECT R310(TYP) SEE DETAIL 6 SHEET A-5.1

GREEN TECHNOLOGIES WILL BE UTILIZED WHEREVER POSSIBLE INCLUDING BUT, NOT LIMITED TO, ELECTRIC CAR CHARGING STATION, ENERGY STAR APPLIANCES, TANKLESS HEATERS, UPGRADED WINDOWS, MECHANICAL SYSTEMS AND LED LIGHTS, LOW FLOW WATER EFFICIENT FIXTURES, ENERGY EFFICIENT LIGHTING AND NO V.O.C. PAINTS.

## 3 GENERAL NOTES


FIXTURE CLEARANCE REQ. W.C., MIN 15 IN FROM C.L. TO SIDE WALL AND FIXTURES, MIN 21 IN. FRONT CLEARANCE FOR W.C. AND LAVS. 30 IN X 30 IN MIN SHOWER DIM. 24 IN CLEAR IN FRONT OF OPENING IN ACCORDANCE W/R307 AND CH27. SEE DETAIL 10 SHIT A-5.5  
SEE PLUMB SHIT (TYP ALL BATHS) FLOORING TO BE NON SLIP SURFACE (TYP) BATHROOM FIXTURES SHALL BE INSTALLED AS PER FIGURE FBC R307.1 AND USE CEMENT BOARD.  
ONE BATHROOM SHALL COMPLY WITH FBC R320.1.1 ONE BATHROOM ON GROUND FLOOR SHALL HAVE A CLEAR OPENING OF NOT LESS THAN 29 INCHES.

ALL SHOWER ENCLOSURES TO BE FRAMELESS SHOWER ENCLOSURE TO BE CAT II SAFETY TEMP GLASS. 22" MIN CLEAR ACCESS TYP

## 4 FIXTURE/BATH NOTES

SECOND FLOOR			
UNIT 2N			2,898.93
UNIT 2N TERRACE		493.2	
UNIT 2S			2,793.06
UNIT 2S TERRACE		322.02	
SEMI PRIVATE LOBBY AND ELECTRICAL RM	334.72		
STAIR, ELEVATOR AND TRASH CHUTE	386.92		

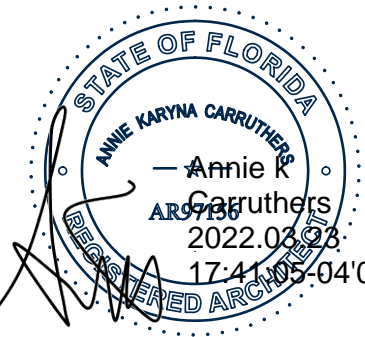
## 5 AREA CALCULATIONS



## IN-SITE DESIGN GROUP LLC

1546 JACKSON STREET  
HOLLYWOOD, FL 33020  
AA26001758  
WWW.INSITEDESIGNGROUP.COM  
954 921 5333

ANNIE K. CARRUTHERS  
ARCHITECT



SEAL  
This item has been digitally signed and sealed by  
Annie Carruthers, Architect on the date adjacent  
to the seal. Printed copies of this document are  
not considered signed and sealed and the  
signature must be verified on any electronic  
copies.

THESE DESIGNS AND DRAWINGS ARE THE  
COPYRIGHTED PROPERTY OF IN-SITE DESIGN  
GROUP, LLC. AND MAY NOT BE REPRODUCED  
EXCEPT WITH SPECIFIC WRITTEN CONSENT OF THE  
COMPANY. THE CONTRACTOR MUST CHECK AND  
VERIFY ALL DIMENSIONS OF THE JOB AND BE  
RESPONSIBLE FOR SAME. REPORTING ANY  
DISCREPANCIES TO THE ARCHITECT BEFORE  
COMMENCEMENT OF WORK. DRAWINGS ARE  
NOT TO BE SCALED.

## Lumière

7 UNIT RESIDENTIAL  
CONDO

ADDRESS:  
500 HENDRICKS ISLE  
FT LAUDERDALE, FL

DISTRIBUTION  
SEPT-2021  
DESIGN DEVELOPMENT  
APPROVAL  
OCT-22-2021  
DEVELOPMENT REVIEW  
COMMITTEE (DRC)  
SUBMITTAL  
CASE NUMBER UDP-S21050  
FEB-2-2022/ MAR-2-2022  
COMMENT RESPONSES

DATE OF ISSUE  
MAR-23-2022

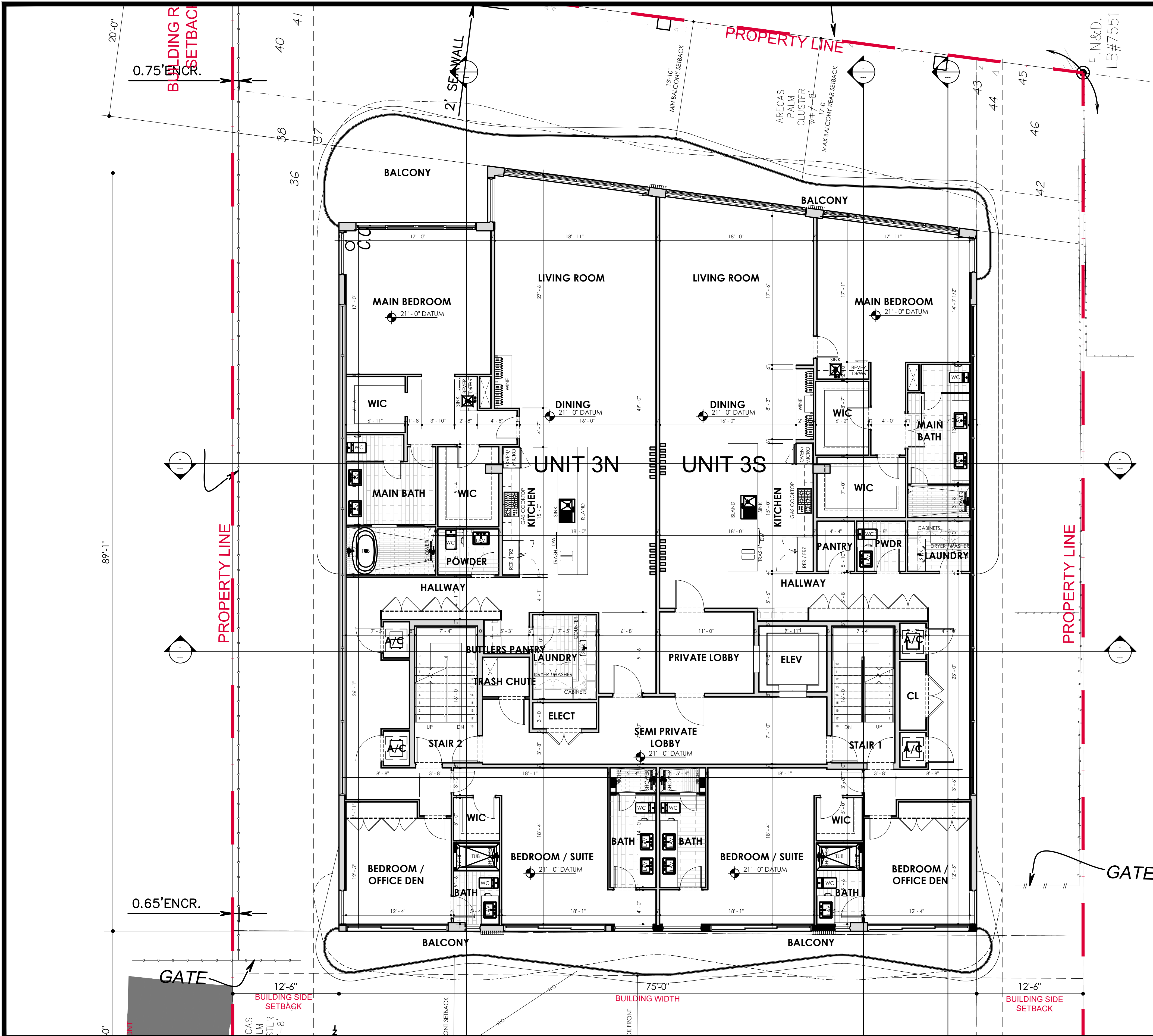
DRAWING NAME

## SECOND FLOOR PLAN

SHEET

# A-107





1 THIRD FLOOR PLAN  
SCALE = 3/16" = 1'-0"

MIN REQ: BFE = +5'-0" NGVD PLUS ONE FOOT = +6'-0" NGVD PROPOSED; DFE = +6'-0" NGVD = 0'-0" = DATUM = TOP OF FIRST FLOOR LIVING CONC SLAB

ALL ELEVATIONS NOTED ARE FROM THE TOP OF CONCRETE SLAB. DATUM REFERS TO THE ENCLOSED FIRST FLOOR LIVING AREA TOP OF SLAB.

## 2 SLAB NOTES

NOTES TO BUILDER:  
ALL WORK TO BE DONE IN ACCORDANCE WITH THE FLORIDA BUILDING CODE 2020 7TH ED AND 2020 FLORIDA BUILDING CODE RESIDENTIAL (TYP)

LIGHT AND VENTILATION HAVE BEEN PROVIDED TO ALL LIVING AND SLEEPING AREAS BY MEANS OF WINDOWS, DOORS & TRANSPARENT PANELS IN EXTERIOR WALLS W/ A TOTAL AREA OF NOT LESS THAN 8% OF THE FLOOR AREA OF THESE ROOMS AS PER F.B.C. R303.

OWNER TO SELECT ALL APPLIANCES FINISHES AND FIXTURES. ITEMS NOTED ARE SUGGESTED AND SHOULD BE CONFIRMED W/OWNER PRIOR TO PURCHASE OR INSTALLATION (TYP). CONTRACTOR TO COORDINATE FINAL APPLIANCE LAYOUT & SELECTIONS W/ALL TRADES PRIOR TO ROUGH IN. CONTRACTOR TO VERIFY A MIN OF 40" FINISHED CLEARANCE IS MAINTAINED AS ACCESSIBLE ROUTE.

EXTERIOR DOORS AND WINDOWS LABELED EMERGENCY ESCAPE AND RESCUE MUST COMPLY W/ F.B.C. SECT R310(TYP) SEE DETAIL 6 SHEET A-5.1

GREEN TECHNOLOGIES WILL BE UTILIZED WHEREVER POSSIBLE INCLUDING BUT, NOT LIMITED TO, ENERGY STAR APPLIANCES, TANKLESS HEATERS, UPGRADED WINDOWS, MECHANICAL SYSTEMS AND INSULATION, LOW FLOW WATER EFFICIENT FIXTURES, ENERGY EFFICIENT LIGHTING AND NO V.O.C. PAINTS.

## 3 GENERAL NOTES

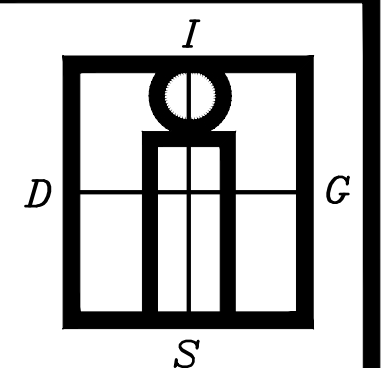
FIXTURE CLEARANCE REQ. W.C., MIN 15 IN FROM C.L. TO SIDE WALL AND FIXTURES, MIN 21 IN, FRONT CLEARANCE FOR W.C. AND LAVS, 30 IN X 30 IN MIN SHOWER DIM, 24 IN CLEAR IN FRONT OF OPENING IN ACCORDANCE W/R307 AND CH27. SEE DETAIL 10 SHIT A-5.5  
SEE PLUMB SHT. (TYP ALL BATHS) FLOORING TO BE NON-SLIP SURFACE (TYP) BATHROOM FIXTURES SHALL BE INSTALLED AS PER FIGURE FBC R307.1 AND USE CEMENT BOARD.  
ONE BATHROOM SHALL COMPLY WITH FBC R320.1.1 ONE BATHROOM ON GROUND FLOOR SHALL HAVE A CLEAR OPENING OF NOT LESS THAN 29 INCHES.

ALL SHOWER ENCLOSURES TO BE FRAMELESS SHOWER ENCLOSURE TO BE CAT II SAFETY TEMP GLASS. 22" MIN CLEAR ACCESS TYP

## 4 FIXTURE/BATH NOTES

THIRD FLOOR			
UNIT 3N			2,898.92
UNIT 3N TERRACE		490.54	
UNIT 3S			2,807.60
UNIT 3S TERRACE		335.5	
SEMI PRIVATE LOBBY AND ELECTRICAL RM	334.72		
STAIR, ELEVATOR AND TRASH CHUTE	371.64		

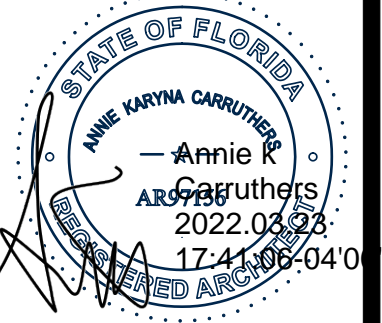
## 5 AREA CALCULATIONS



## IN-SITE DESIGN GROUP LLC

1546 JACKSON STREET  
HOLLYWOOD, FL 33020  
AA26001758  
WWW.INSITEDESIGNGROUP.COM  
954 921 5333

ANNIE K. CARRUTHERS  
ARCHITECT



SEAL  
This item has been digitally signed and sealed by  
Annie Carruthers, Architect on the date adjacent  
to the seal. Printed copies of this document are  
not considered signed and sealed and the  
signature must be verified on any electronic  
copies.

THESE DESIGNS AND DRAWINGS ARE THE  
COPYRIGHTED PROPERTY OF IN-SITE DESIGN  
GROUP, LLC, AND MAY NOT BE REPRODUCED  
EXCEPT WITH SPECIFIC WRITTEN CONSENT OF THE  
COMPANY. THE CONTRACTOR MUST CHECK AND  
VERIFY ALL DIMENSIONS OF THE JOB AND BE  
RESPONSIBLE FOR SAME. REPORTING ANY  
DISCREPANCIES TO THE ARCHITECT BEFORE  
COMMENCEMENT OF WORK. DRAWINGS ARE  
NOT TO BE SCALED.

## Lumière

7 UNIT RESIDENTIAL  
CONDO

ADDRESS:  
500 HENDRICKS ISLE  
FT LAUDERDALE, FL

DISTRIBUTION  
SEPT-2021  
DESIGN DEVELOPMENT  
APPROVAL  
OCT-22-2021  
DEVELOPMENT REVIEW  
COMMITTEE (DRC)  
SUBMITTAL  
CASE NUMBER UDP-S21050  
FEB-2-2022/ MAR-2-2022  
COMMENT RESPONSES

DATE OF ISSUE  
MAR-23-2022

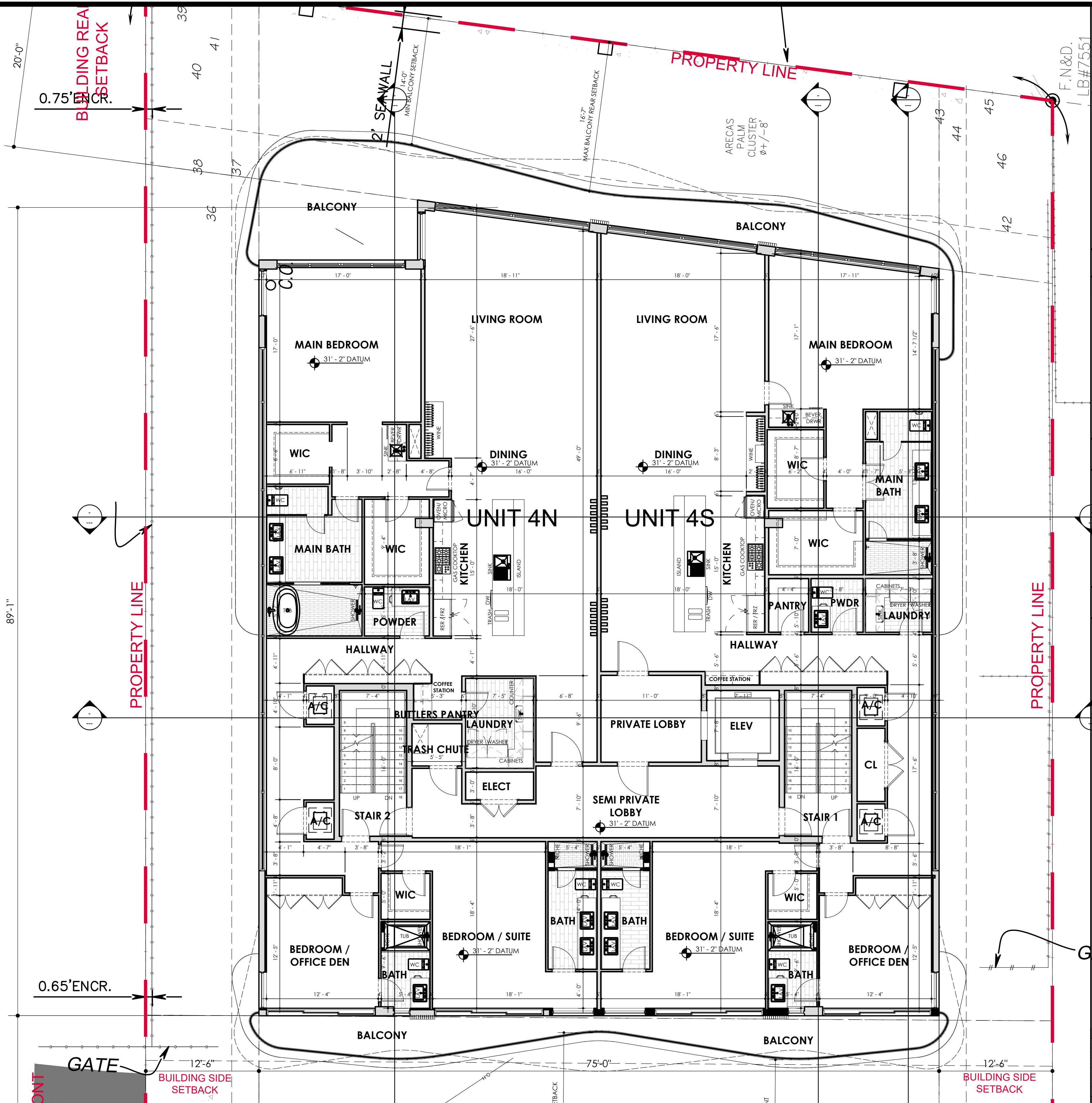
DRAWING NAME

## THIRD FLOOR PLAN

SHEET

## A-108





MIN REQ: BFE = +5'-0" NGVD PLUS ONE FOOT = +6'-0" NGVD PROPOSED; DFE = +6'-0" NGVD = 0'-0" = DATUM = TOP OF FIRST FLOOR LIVING CONC SLAB

ALL ELEVATIONS NOTED ARE FROM THE TOP OF CONCRETE SLAB. DATUM REFERS TO THE ENCLOSED FIRST FLOOR LIVING AREA TOP OF SLAB.

## 2 SLAB NOTES

NOTES TO BUILDER:  
ALL WORK TO BE DONE IN ACCORDANCE W/THE FLORIDA BUILDING CODE 2020 7TH ED AND 2020 FLORIDA BUILDING CODE RESIDENTIAL (TYP)

LIGHT AND VENTILATION HAVE BEEN PROVIDED TO ALL LIVING AND SLEEPING AREAS BY MEANS OF WINDOWS, DOORS & TRANSPARENT PANELS IN EXTERIOR WALLS W/ A TOTAL AREA OF NOT LESS THAN 8% OF THE FLOOR AREA OF THESE ROOMS AS PER F.B.C. R303.

OWNER TO SELECT ALL APPLIANCES FINISHES AND FIXTURES. ITEMS NOTED ARE SUGGESTED AND SHOULD BE CONFIRMED W/OWNER PRIOR TO PURCHASE OR INSTALLATION (TYP). CONTRACTOR TO COORDINATE FINAL APPLIANCE LAYOUT & SELECTIONS W/ALL TRADES PRIOR TO ROUGH IN. CONTRACTOR TO VERIFY A MIN OF 40" FINISHED CLEARANCE IS MAINTAINED AS ACCESSIBLE ROUTE.

EXTERIOR DOORS AND WINDOWS LABELED EMERGENCY ESCAPE AND RESCUE MUST COMPLY W/ F.B.C. SECT R310(TYP) SEE DETAIL 6 SHEET A-5.1

GREEN TECHNOLOGIES WILL BE UTILIZED WHEREVER POSSIBLE INCLUDING BUT, NOT LIMITED TO, ENERGY STAR APPLIANCES, TANKLESS HEATERS, UPGRADED WINDOWS, MECHANICAL SYSTEMS AND INSULATION, LOW FLOW WATER EFFICIENT FIXTURES, ENERGY EFFICIENT LIGHTING AND NO V.O.C. PAINTS.

## 3 GENERAL NOTES

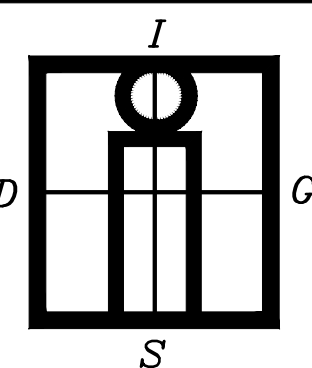
FIXTURE CLEARANCE REQ. W.C. MIN 15 IN FROM C.L. TO SIDE WALL AND FIXTURES. MIN 21 IN. FRONT CLEARANCE FOR W.C. AND LAVS. 30 IN X 30 IN MIN SHOWER DIM. 24 IN CLEAR IN FRONT OF OPENING IN ACCORDANCE W/R307 AND CH27. SEE DETAIL 10 SHIT A-5.5  
SEE PLUMB SHIT (TYP ALL BATHS) FLOORING TO BE NON SLIP SURFACE (TYP) BATHROOM FIXTURES SHALL BE INSTALLED AS PER FIGURE FBC R307.1 AND USE CEMENT BOARD.  
ONE BATHROOM SHALL COMPLY WITH FBC R320.1.1 ONE BATHROOM ON GROUND FLOOR SHALL HAVE A CLEAR OPENING OF NOT LESS THAN 29 INCHES.

ALL SHOWER ENCLOSURES TO BE FRAMELESS SHOWER ENCLOSURE TO BE CAT II SAFETY TEMP GLASS. 22" MIN CLEAR ACCESS TYP

## 4 FIXTURE/BATH NOTES

FOURTH FLOOR			
UNIT 4N			
UNIT 4N TERRACE		493.2	2,898.93
UNIT 4S			
UNIT 4S TERRACE		322.02	2,807.60
SEMI PRIVATE LOBBY AND ELECTRICAL RM	334.72		
STAIR, ELEVATOR AND TRASH CHUTE	371.64		

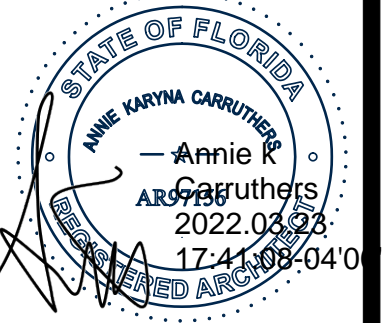
## 5 AREA CALCULATIONS



## IN-SITE DESIGN GROUP LLC

1546 JACKSON STREET  
HOLLYWOOD, FL 33020  
AA26001758  
WWW.INSITEDESIGNGROUP.COM  
954 921 5333

ANNIE K. CARRUTHERS  
ARCHITECT



SEAL  
This item has been digitally signed and sealed by  
Annie Carruthers, Architect on the date adjacent  
to the seal. Printed copies of this document are  
not considered signed and sealed and the  
signature must be verified on any electronic  
copies.

THESE DESIGNS AND DRAWINGS ARE THE  
COPYRIGHTED PROPERTY OF IN-SITE DESIGN  
GROUP, LLC. AND MAY NOT BE REPRODUCED  
EXCEPT WITH SPECIFIC WRITTEN CONSENT OF THE  
COMPANY. THE CONTRACTOR MUST CHECK AND  
VERIFY ALL DIMENSIONS OF THE JOB AND BE  
RESPONSIBLE FOR SAME. REPORTING ANY  
DISCREPANCIES TO THE ARCHITECT BEFORE  
COMMENCEMENT OF WORK. DRAWINGS ARE  
NOT TO BE SCALED.

## Lumière

7 UNIT RESIDENTIAL  
CONDO

ADDRESS:  
500 HENDRICKS ISLE  
FT LAUDERDALE, FL

DISTRIBUTION  
SEPT-2021  
DESIGN DEVELOPMENT  
APPROVAL  
OCT-22-2021  
DEVELOPMENT REVIEW  
COMMITTEE (DRC)  
SUBMITTAL  
CASE NUMBER UDP-S21050  
FEB-2-2022/ MAR-2-2022  
COMMENT RESPONSES

DATE OF ISSUE  
MAR-23-2022

DRAWING NAME

## FOURTH FLOOR PLAN

SHEET

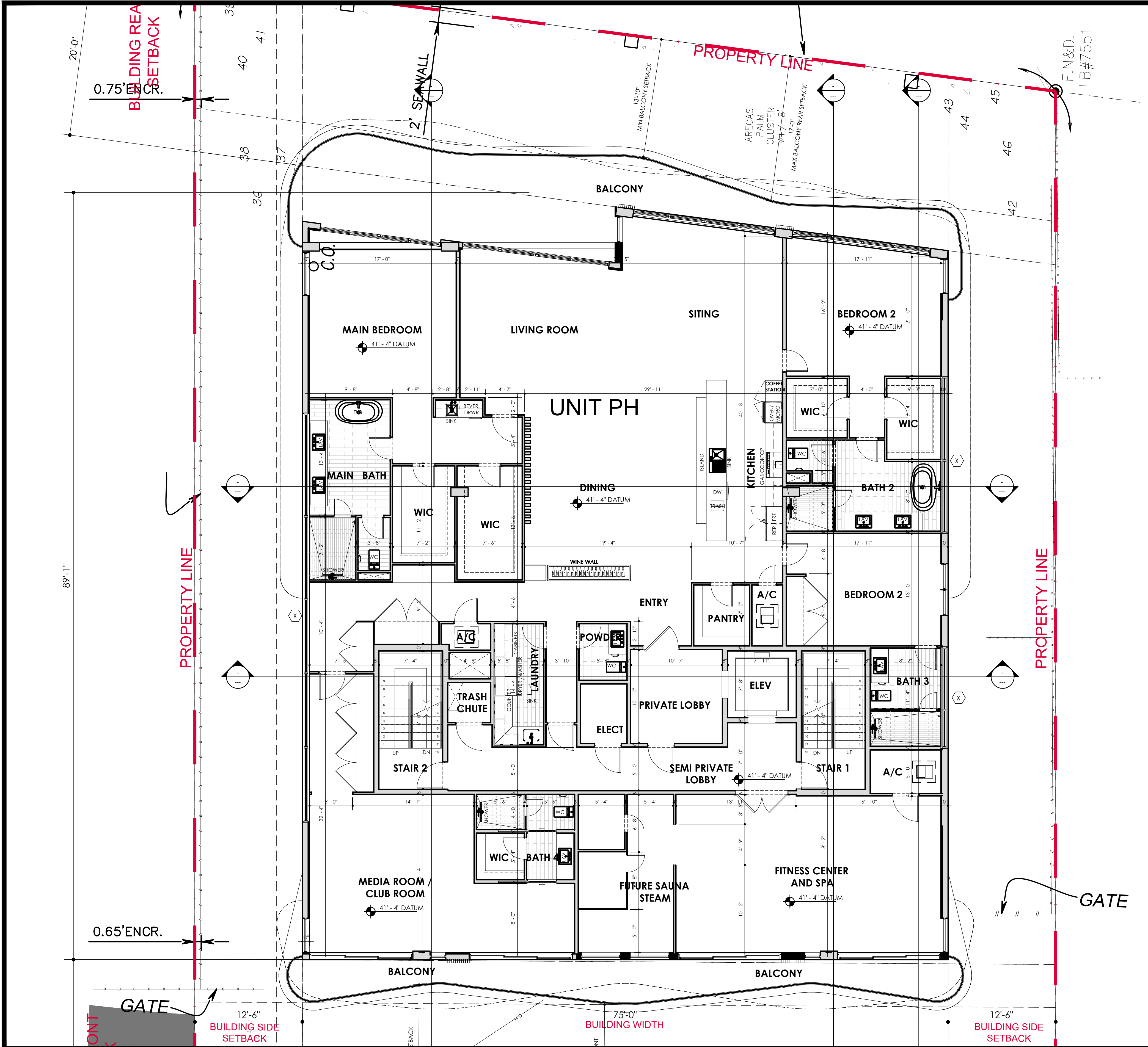
# A-109

## 1 FOURTH FLOOR PLAN

SCALE = 3/16" = 1'-0"

Scale: 3/16" = 1'-0"





1 FIFTH FLOOR PLAN - PENTHOUSE  
SCALE = 3/16" = 1'-0"

MIN REQ: BFE = +5'-0" NGVD PLUS ONE FOOT = +6'-0" NGVD PROPOSED; DFE = +6'-0" NGVD = 0'-0" = DATUM = TOP OF FIRST FLOOR LIVING CONC SLAB

ALL ELEVATIONS NOTED ARE FROM THE TOP OF CONCRETE SLAB. DATUM REFERS TO THE ENCLOSED FIRST FLOOR LIVING AREA TOP OF SLAB.

## 2 SLAB NOTES

NOTES TO BUILDER:  
ALL WORK TO BE DONE IN ACCORDANCE WITH THE FLORIDA BUILDING CODE 2020 7TH ED AND 2020 FLORIDA BUILDING CODE RESIDENTIAL (TYP)

LIGHT AND VENTILATION HAVE BEEN PROVIDED TO ALL LIVING AND SLEEPING AREAS BY MEANS OF WINDOWS, DOORS & TRANSPARENT PANELS IN EXTERIOR WALLS W/ A TOTAL AREA OF NOT LESS THAN 8% OF THE FLOOR AREA OF THESE ROOMS AS PER F.B.C. R303.

OWNER TO SELECT ALL APPLIANCES FINISHES AND FIXTURES. ITEMS NOTED ARE SUGGESTED AND SHOULD BE CONFIRMED W/OWNER PRIOR TO PURCHASE OR INSTALLATION (TYP). CONTRACTOR TO COORDINATE FINAL APPLIANCE LAYOUT & SELECTIONS W/ALL TRADES PRIOR TO ROUGH IN. CONTRACTOR TO VERIFY A MIN OF 40" FINISHED CLEARANCE IS MAINTAINED AS ACCESSIBLE ROUTE.

EXTERIOR DOORS AND WINDOWS LABELED EMERGENCY ESCAPE AND RESCUE MUST COMPLY W/ F.B.C. SECT R310(TYP) SEE DETAIL 6 SHEET A-5.1

GREEN TECHNOLOGIES WILL BE UTILIZED WHEREVER POSSIBLE INCLUDING BUT, NOT LIMITED TO, ENERGY STAR APPLIANCES, TANKLESS HEATERS, UPGRADED WINDOWS, MECHANICAL SYSTEMS AND INSULATION, LOW FLOW WATER EFFICIENT FIXTURES, ENERGY EFFICIENT LIGHTING AND NO V.O.C. PAINTS.

## 3 GENERAL NOTES


FIXTURE CLEARANCE REQ. W.C., MIN 15 IN FROM C.L. TO SIDE WALL AND FIXTURES, MIN 21 IN, FRONT CLEARANCE FOR W.C. AND LAVS, 30 IN X 30 IN MIN SHOWER DIM, 24 IN CLEAR IN FRONT OF OPENING IN ACCORDANCE W/R307 AND CH27. SEE DETAIL 10 SHIT A-5.5  
SEE PLUMB SHIT (TYP ALL BATHS) FLOORING TO BE NON SLIP SURFACE (TYP) BATHROOM FIXTURES SHALL BE INSTALLED AS PER FIGURE FBC R307.1 AND USE CEMENT BOARD.  
ONE BATHROOM SHALL COMPLY WITH FBC R320.1.1 ONE BATHROOM ON GROUND FLOOR SHALL HAVE A CLEAR OPENING OF NOT LESS THAN 29 INCHES.

ALL SHOWER ENCLOSURES TO BE FRAMELESS SHOWER ENCLOSURE TO BE CAT II SAFETY TEMP GLASS. 22" MIN CLEAR ACCESS TYP

## 4 FIXTURE/BATH NOTES

FIFTH FLOOR			
UNIT PH			5,423.38
UNIT PH TERRACE		772.13	
FITNESS CENTER			886.43
SEMI PRIVATE LOBBY AND ELECTRICAL RM	317.33		
STAIR, ELEVATOR AND TRASH CHUTE	371.64		

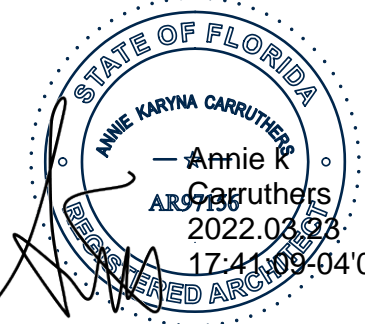
## 3 AREA CALCULATIONS



## IN-SITE DESIGN GROUP LLC

1546 JACKSON STREET  
HOLLYWOOD, FL 33020  
AA26001758  
WWW.INSITEDESIGNGROUP.COM  
954 921 5333

ANNIE K. CARRUTHERS  
ARCHITECT



SEAL  
This item has been digitally signed and sealed by  
Annie Carruthers, Architect on the date adjacent  
to the seal. Printed copies of this document are  
not considered signed and sealed and the  
signature must be verified on any electronic  
copies.

THESE DESIGNS AND DRAWINGS ARE THE  
COPYRIGHTED PROPERTY OF IN-SITE DESIGN  
GROUP, LLC, AND MAY NOT BE REPRODUCED  
EXCEPT WITH SPECIFIC WRITTEN CONSENT OF THE  
COMPANY. THE CONTRACTOR MUST CHECK AND  
VERIFY ALL DIMENSIONS OF THE JOB AND BE  
RESPONSIBLE FOR SAME. REPORTING ANY  
DISCREPANCIES TO THE ARCHITECT BEFORE  
COMMENCEMENT OF WORK. DRAWINGS ARE  
NOT TO BE SCALED.

## Lumière

7 UNIT RESIDENTIAL  
CONDO

ADDRESS:  
500 HENDRICKS ISLE  
FT LAUDERDALE, FL

DISTRIBUTION  
SEPT-2021  
DESIGN DEVELOPMENT  
APPROVAL  
OCT-22-2021  
DEVELOPMENT REVIEW  
COMMITTEE (DRC)  
SUBMITTAL  
CASE NUMBER UDP-S21050  
FEB-2-2022/ MAR-2-2022  
COMMENT RESPONSES

DATE OF ISSUE  
MAR-23-2022

DRAWING NAME

## FIFTH FLOOR PLAN

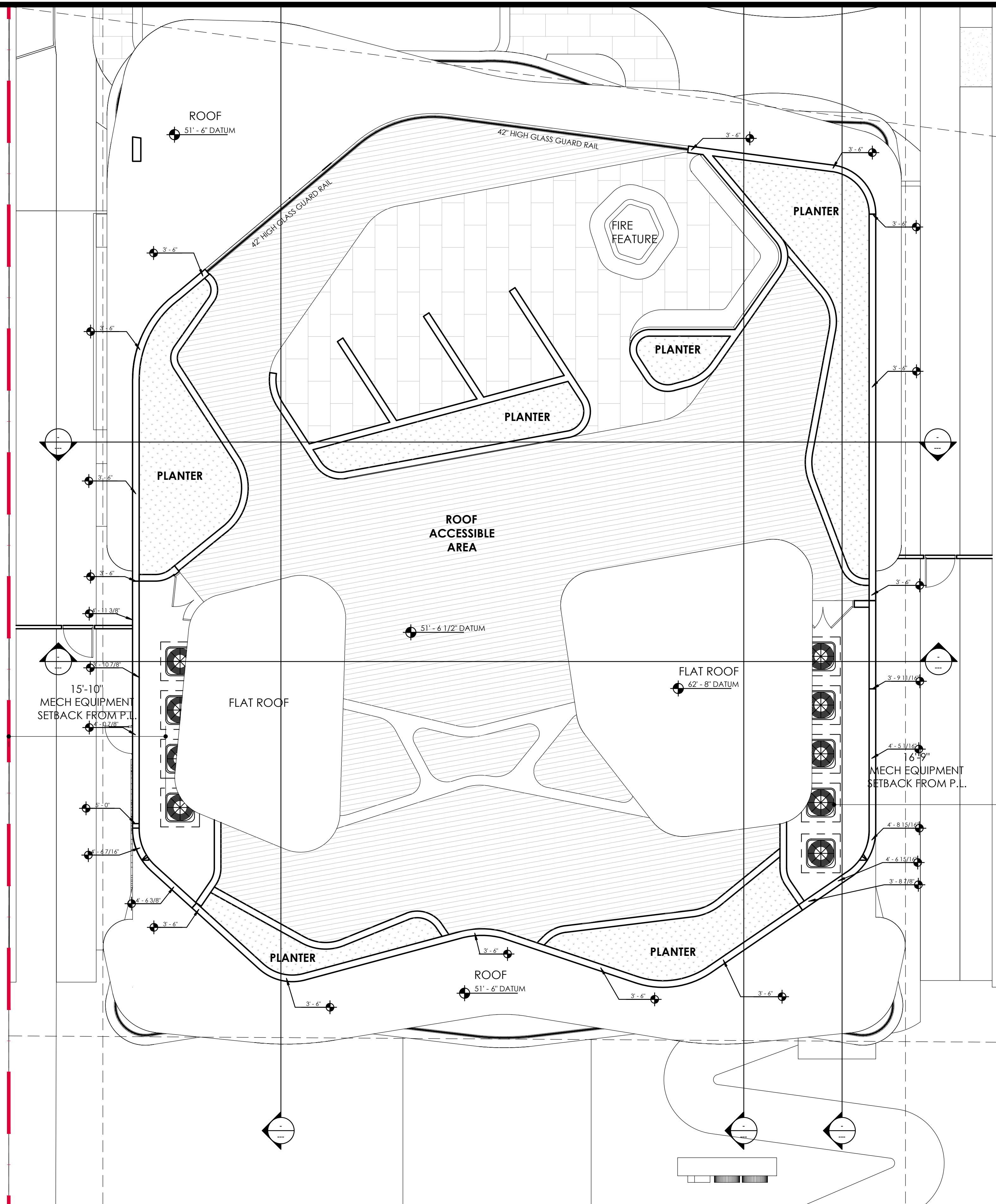
SHEET

# A-110





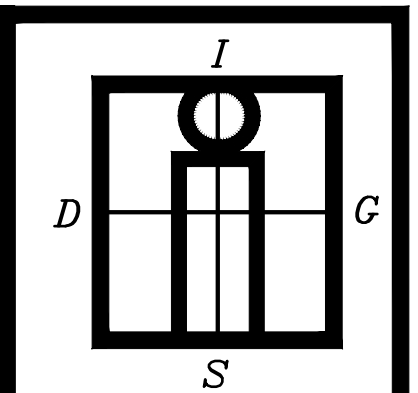




ROOF			
ROOF ACCESSIBLE AREA	5,858.04		
STAIR AND ELEVATOR	337.59		

1 ROOF PLAN  
SCALE = 3/16" = 1'-0"


3 AREA CALCULATIONS



IN-SITE  
DESIGN  
GROUP LLC

1546 JACKSON STREET  
HOLLYWOOD, FL 33020  
AA26001758  
WWW.INSITEDESIGNGROUP.COM  
954 921 5333

ANNIE K. CARRUTHERS  
ARCHITECT



SEAL  
STATE OF FLORIDA LICENSE No. AR-97159  
This item has been digitally signed and sealed by  
Annie Carruthers, Architect on the date adjacent  
to the seal. Printed copies of this document are  
not considered signed and sealed and the  
signature must be verified on any electronic  
copies.

THESE DESIGNS AND DRAWINGS ARE THE  
COPYRIGHTED PROPERTY OF IN-SITE DESIGN  
GROUP, LLC, AND MAY NOT BE REPRODUCED  
EXCEPT WITH SPECIFIC WRITTEN CONSENT OF THE  
COMPANY. THE CONTRACTOR MUST CHECK AND  
VERIFY ALL DIMENSIONS OF THE JOB AND BE  
RESPONSIBLE FOR SAME. REPORTING ANY  
DISCREPANCIES TO THE ARCHITECT BEFORE  
COMMENCEMENT OF WORK. DRAWINGS ARE  
NOT TO BE SCALED.

Lumière  
7 UNIT RESIDENTIAL  
CONDO

ADDRESS:  
500 HENDRICKS ISLE  
FT LAUDERDALE, FL

DISTRIBUTION  
SEPT-2021  
DESIGN DEVELOPMENT  
APPROVAL  
OCT-22-2021  
DEVELOPMENT REVIEW  
COMMITTEE (DRC)  
SUBMITTAL  
CASE NUMBER UDP-S21050  
FEB-2-2022/ MAR-2-2022  
COMMENT RESPONSES

DATE OF ISSUE  
MAR-23-2022

DRAWING NAME

ROOF PLAN

SHEET

A-112

3/23/2022 2:01:03 PM





- ### 3 | DIAGRAM OF PARKING FACADE OPEN

REAR ELEVATION TOTAL SF OF  
FACADE = 731 SF X 20% REQUIRED  
= 146 SF MIN REQUIRED  
165 SF PROVIDED SF AREA  
SHADED



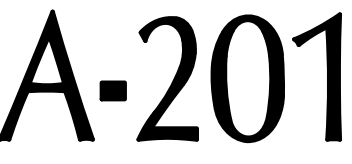
### 3 | DIAGRAM OF PARKING FACADE OPEN

1 FRONT ELEVATION WEST  
SCALE = 3/16" = 1'-0"

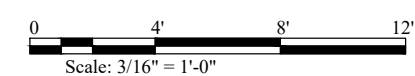
$$\text{SCALE} = 3/16" = 1'-0"$$

CAM #22-0454  
Exhibit 4  
Page 14 of 32

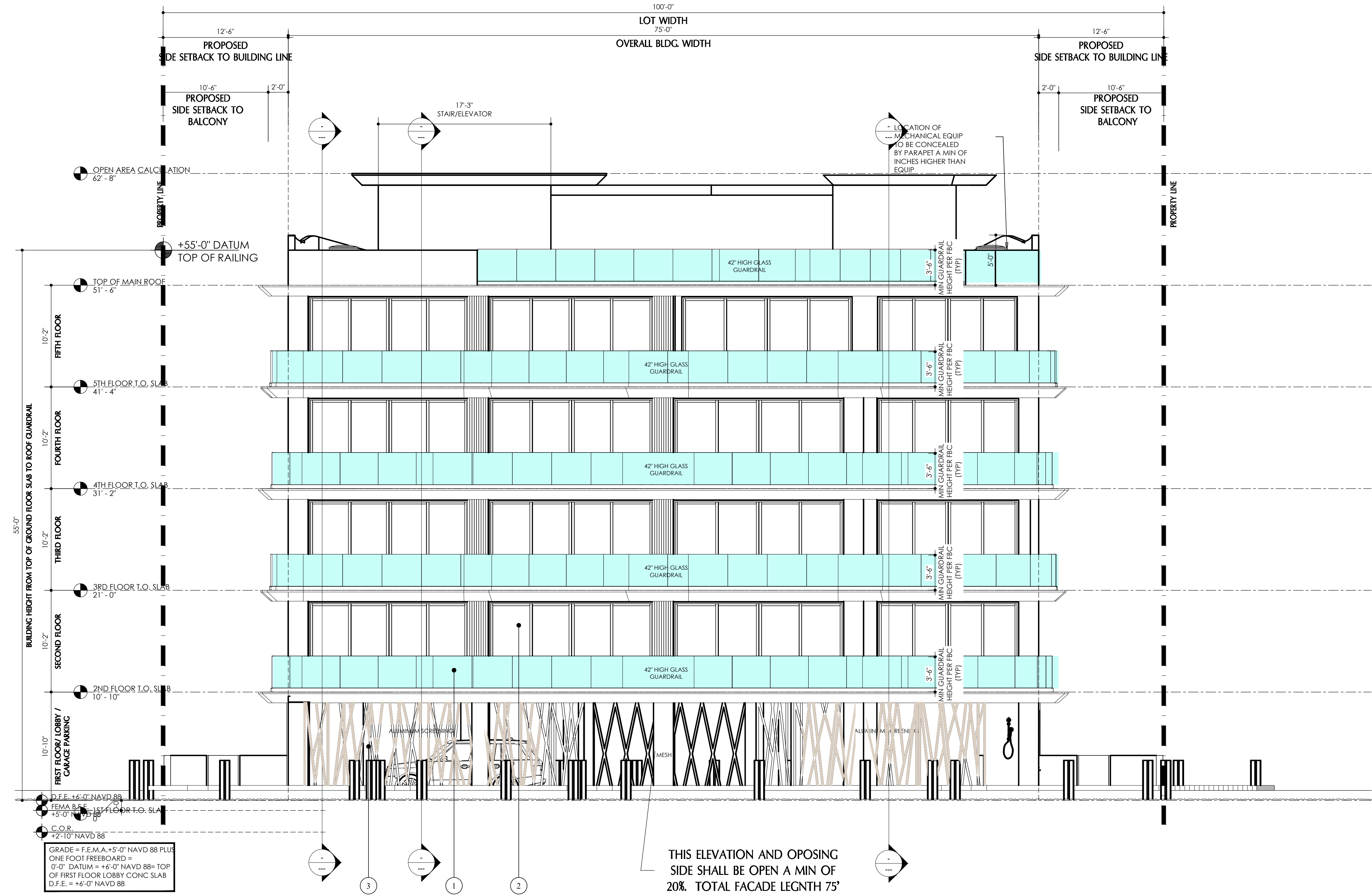




- ## 2 | ELEVATION KEYS

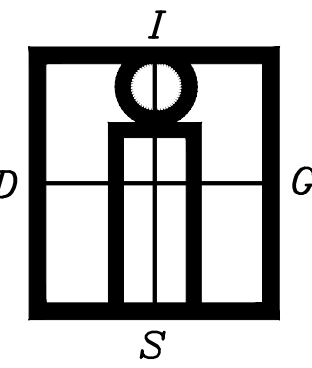






1. LAMINATED GLASS BALCONY RAILING SEE DETAILS SHEET A-400
2. IMPACT RESISTANT EXTERIOR WINDOW OR DOOR ALUMINUM FRAME IN WHITE - ALL EXTERIOR OPENINGS TO BE IMPACT RATED TYP
3. ALUMINUM DECORATIVE SCREENING
4. 5/8" SMOOTH FINISH STUCCO. STUCCO SHALL BE INSTALLED AS PER ASTM C-936 EXCLUDING TABLE 4 (TYP). CONTRACTOR SHALL PROVIDE TWO ADDITIONAL FINISH OPTIONS 1. OPTION FOR HARDIE BOARD "HARDIE PLANK" CEDAR MILL LAP TYPE SIDING WITH SIMULATED WOOD FINISH - EXTERIOR VENEER INSTALLED AS PER MANUF SPECS AND 2. AN OPTION FOR STUCCO BUILT UP AS SIMULATED LAP SIDING. ALL SIDING TO INCLUDE 4" TRIM AT WINDOWS, DOORS, AND BUILDING CORNERS. THREE OPTIONS TOTAL FOR EXT FINISH.
5. SIGNAGE BY OTHERS UNDER SEPARATE PERMIT. SEE SHEET A-005 FOR DETAILS
6. LINE OF CONCRETE SLAB.
7. SITE ADDRESS SHALL BE PROVIDED IN ACCORDANCE W/F.B.C.

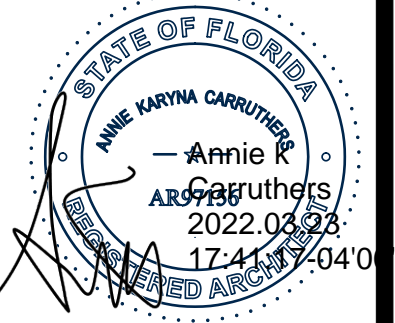
## 2 ELEVATION KEYS



### IN-SITE DESIGN GROUP LLC

1546 JACKSON STREET  
HOLLYWOOD, FL 33020  
AA26001758  
WWW.IN-SITEDESIGNGROUP.COM  
954 921 5333

ANNIE K. CARRUTHERS  
ARCHITECT



SEAL  
STATE OF FLORIDA LICENSE No AR-97159  
This item has been digitally signed and sealed by  
Annie Carruthers, Architect on the date adjacent  
to the seal. Printed copies of this document are  
not considered signed and sealed and the  
signature must be verified on any electronic  
copies.

THESE DESIGNS AND DRAWINGS ARE THE  
COPYRIGHTED PROPERTY OF IN-SITE DESIGN  
GROUP, LLC, AND MAY NOT BE REPRODUCED  
EXCEPT WITH SPECIFIC WRITTEN CONSENT OF THE  
COMPANY. THE CONTRACTOR MUST CHECK AND  
VERIFY ALL DIMENSIONS OF THE JOB AND BE  
RESPONSIBLE FOR SAME. REPORTING ANY  
DISCREPANCIES TO THE ARCHITECT BEFORE  
COMMENCEMENT OF WORK. DRAWINGS ARE  
NOT TO BE SCALED.

### Lumière 7 UNIT RESIDENTIAL CONDO

ADDRESS:  
500 HENDRICKS ISLE  
FT LAUDERDALE, FL

DISTRIBUTION  
SEPT-2021  
DESIGN DEVELOPMENT  
APPROVAL  
OCT-22-2021  
DEVELOPMENT REVIEW  
COMMITTEE (DRC)  
SUBMITTAL  
CASE NUMBER UDP-S21050  
FEB-2-2022/ MAR-2-2022  
COMMENT RESPONSES

DATE OF ISSUE  
MAR-23-2022

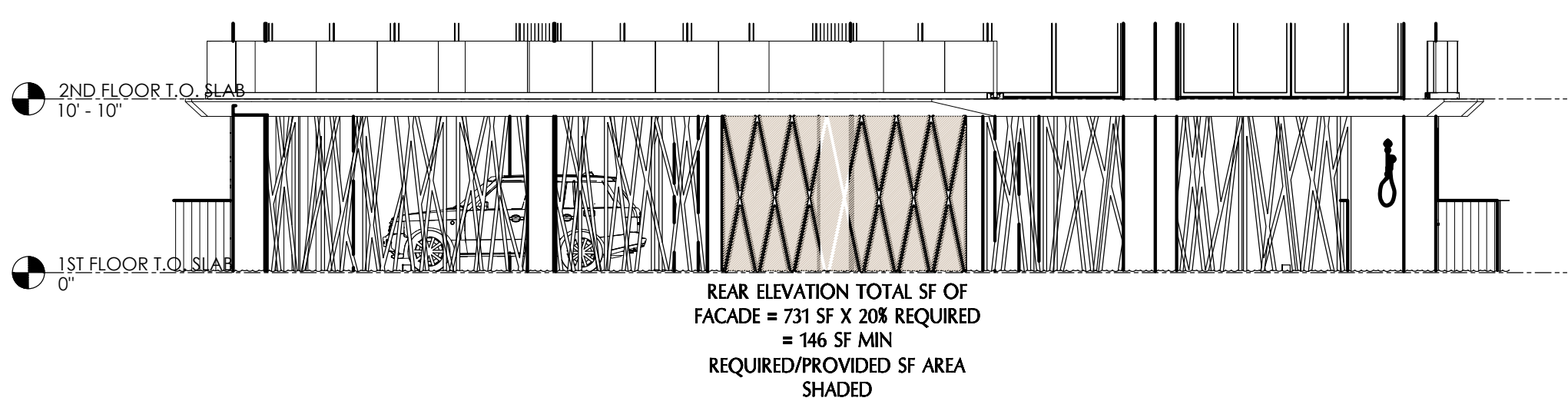
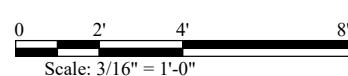
DRAWING NAME

### ELEVATIONS

SHEET

# A-202

## 1 REAR ELEVATION EAST SCALE = 3/16" = 1'-0"

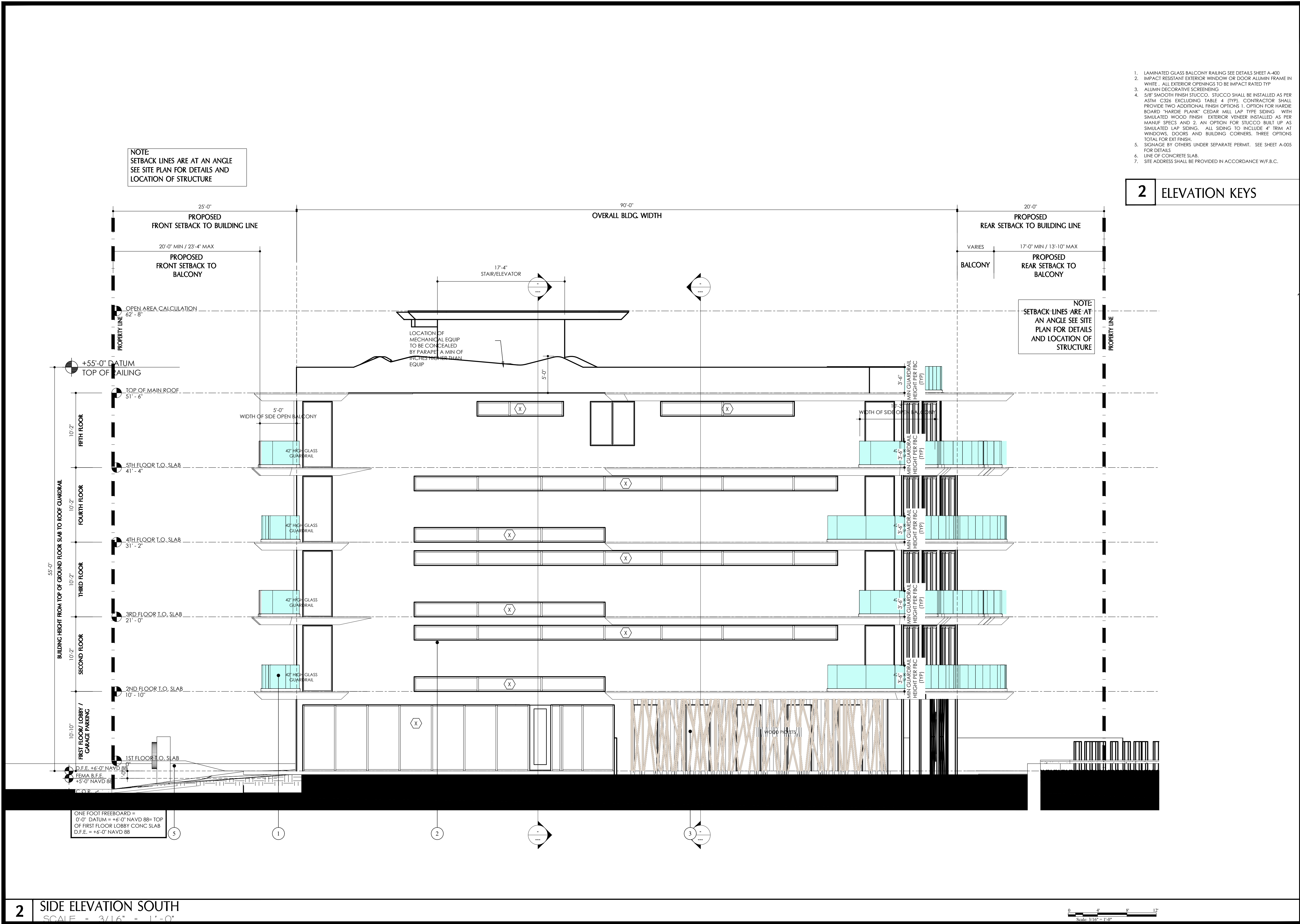


REAR ELEVATION TOTAL SF OF  
FACADE = 731 SF X 20% REQUIRED  
= 146 SF MIN  
REQUIRED/PROVIDED SF AREA  
SHADED

## OPEN AREA CALCULATION/FACADE REAR

3/23/2022 2:53:03 PM





1. LAMINATED GLASS BALCONY RAILING SEE DETAILS SHEET A-202
2. IMPACT RESISTANT EXTERIOR WINDOW OR DOOR ALUMINUM FRAME IN WHITE - ALL EXTERIOR OPENINGS TO BE IMPACT RATED TYP
3. ALUMINUM DECORATIVE SCREENING
4. 5/8" SMOOTH FINISH STUCCO - STUCCO SHALL BE INSTALLED AS PER ASTM C326 EXCLUDING TABLE 4 (TYP). CONTRACTOR SHALL PROVIDE TWO ADDITIONAL FINISH OPTIONS 1. OPTION FOR HARDIE BOARD "HARDIE PLANK" CEDAR MILL LAP TYPE SIDING WITH SIMULATED WOOD FINISH EXTERIOR VENEER INSTALLED AS PER MANUFACTURER'S AND 2. AN OPTION FOR STUCCO BUILT UP AS SIMULATED LAP SIDING - ALL SIDING TO INCLUDE 4" TRIM AT WINDOWS, DOORS AND BUILDING CORNERS. THREE OPTIONS TOTAL FOR EXT FINISH.
5. SIGNAGE BY OTHERS UNDER SEPARATE PERMIT. SEE SHEET A-005 FOR DETAILS
6. LINE OF CONCRETE SLAB.
7. SITE ADDRESS SHALL BE PROVIDED IN ACCORDANCE W/F.B.C.

2 ELEVATION KEYS

I

D

G

S

IN-SITE  
DESIGN  
GROUP LLC

1546 JACKSON STREET  
HOLLYWOOD, FL 33020  
AA26001758  
WWW.IN-SITEDESIGNGROUP.COM  
954 921 5333

ANNIE K. CARRUTHERS  
ARCHITECT

STATE OF FLORIDA

ANNIE K. CARRUTHERS

ARCHITECT

2022.03.22

17-4119-040

SEAL

STATE OF FLORIDA LICENSE No AR-97159

This item has been digitally signed and sealed by  
Annie Carruthers, Architect on the date adjacent  
to the seal. Printed copies of this document are  
not considered signed and sealed and the  
signature must be verified on any electronic  
copies.

THESE DESIGNS AND DRAWINGS ARE THE  
COPYRIGHTED PROPERTY OF IN-SITE DESIGN  
GROUP, LLC, AND MAY NOT BE REPRODUCED  
EXCEPT WITH SPECIFIC WRITTEN CONSENT OF THE  
COMPANY. THE CONTRACTOR MUST CHECK AND  
VERIFY ALL DIMENSIONS OF THE JOB AND BE  
RESPONSIBLE FOR SAME. REPORTING ANY  
DISCREPANCIES TO THE ARCHITECT BEFORE  
COMMENCEMENT OF WORK. DRAWINGS ARE  
NOT TO BE SCALED.

Lumière

7 UNIT RESIDENTIAL  
CONDO

ADDRESS:  
500 HENDRICKS ISLE  
FT LAUDERDALE, FL

DISTRIBUTION  
SEPT-2021  
DESIGN DEVELOPMENT  
APPROVAL  
OCT-22-2021  
DEVELOPMENT REVIEW  
COMMITTEE (DRC)  
SUBMITTAL  
CASE NUMBER UDP-S21050  
FEB-2-2022 / MAR-2-2022  
COMMENT RESPONSES

DATE OF ISSUE  
MAR-23-2022

DRAWING NAME

ELEVATIONS

SHEET

A-203

2 SIDE ELEVATION SOUTH  
SCALE = 3/16" = 1'-0"



PROJECT: LUMIERE CONDOMINIUM  
500 HENDRICKS ISLE,  
FORT LAUDERDALE, FL 33301

PROPOSED MATERIALS & FINISHES

IN-SITE DESIGN GROUP  
1546 JACKSON STREET  
HOLLYWOOD, FL 33020  
954-921-5333  
www.insitedesigngroup.com



STUCCO - SW 7008 ALABASTER

ES WINDOWS ALUMN - BONE WHITE

THERMORY - WHITE ASH

ALUMN PANELS ALUCOBOND - BEECHWOOD

STEPLOCK - SHELLOCK SERIES PAVERS - TAN

STUCCO



STUCCO SW 7008  
ALABASTER

EXT. WINDOWS &  
DOORS



ES WINDOWS ALUMN IN  
BONE WHITE  
UC43353

EXT. ALUMN PANELS



ALUMN PANELS  
ALUCOBOND PLUS IN  
BEECHWOOD

EXT. VENEER



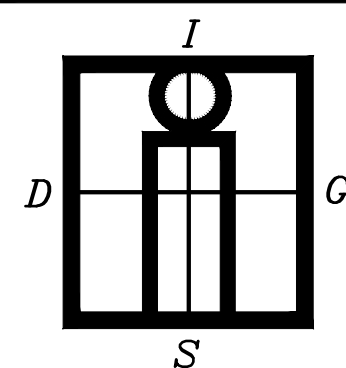
THERMORY WHITE ASH

DRIVEWAY



STEPLOCK SHELLOCK  
SERIES PAVERS TAN

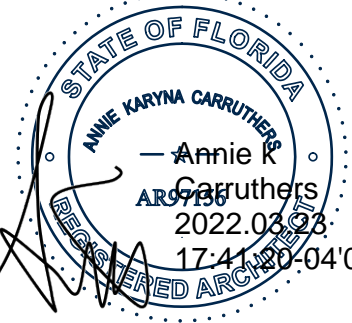
PAGE  
23



IN-SITE  
DESIGN  
GROUP LLC

1546 JACKSON STREET  
HOLLYWOOD, FL 33020  
AA26001758  
WWW.INSITEDESIGNGROUP.COM  
954 921 5333

ANNIE K. CARRUTHERS  
ARCHITECT



SEAL  
STATE OF FLORIDA LICENSE No. AR-97159  
This item has been digitally signed and sealed by  
Annie Carruthers, Architect on the date adjacent  
to the seal. Printed copies of this document are  
not considered signed and sealed and the  
signature must be verified on any electronic  
copies.

THESE DESIGNS AND DRAWINGS ARE THE  
COPYRIGHTED PROPERTY OF IN-SITE DESIGN  
GROUP, LLC, AND MAY NOT BE REPRODUCED  
EXCEPT WITH SPECIFIC WRITTEN CONSENT OF THE  
COMPANY. THE CONTRACTOR MUST CHECK AND  
VERIFY ALL DIMENSIONS OF THE JOB AND BE  
RESPONSIBLE FOR SAME. REPORTING ANY  
DISCREPANCIES TO THE ARCHITECT BEFORE  
COMMENCEMENT OF WORK. DRAWINGS ARE  
NOT TO BE SCALED.

Lumière  
7 UNIT RESIDENTIAL  
CONDO

ADDRESS:  
500 HENDRICKS ISLE  
FT LAUDERDALE, FL

DISTRIBUTION  
SEPT-2021  
DESIGN DEVELOPMENT  
APPROVAL  
OCT-22-2021  
DEVELOPMENT REVIEW  
COMMITTEE (DRC)  
SUBMITTAL  
CASE NUMBER UDP-S21050  
FEB-2-2022 / MAR-2-2022  
COMMENT RESPONSES

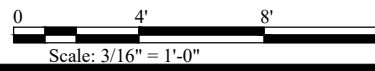
DATE OF ISSUE  
MAR-23-2022

DRAWING NAME

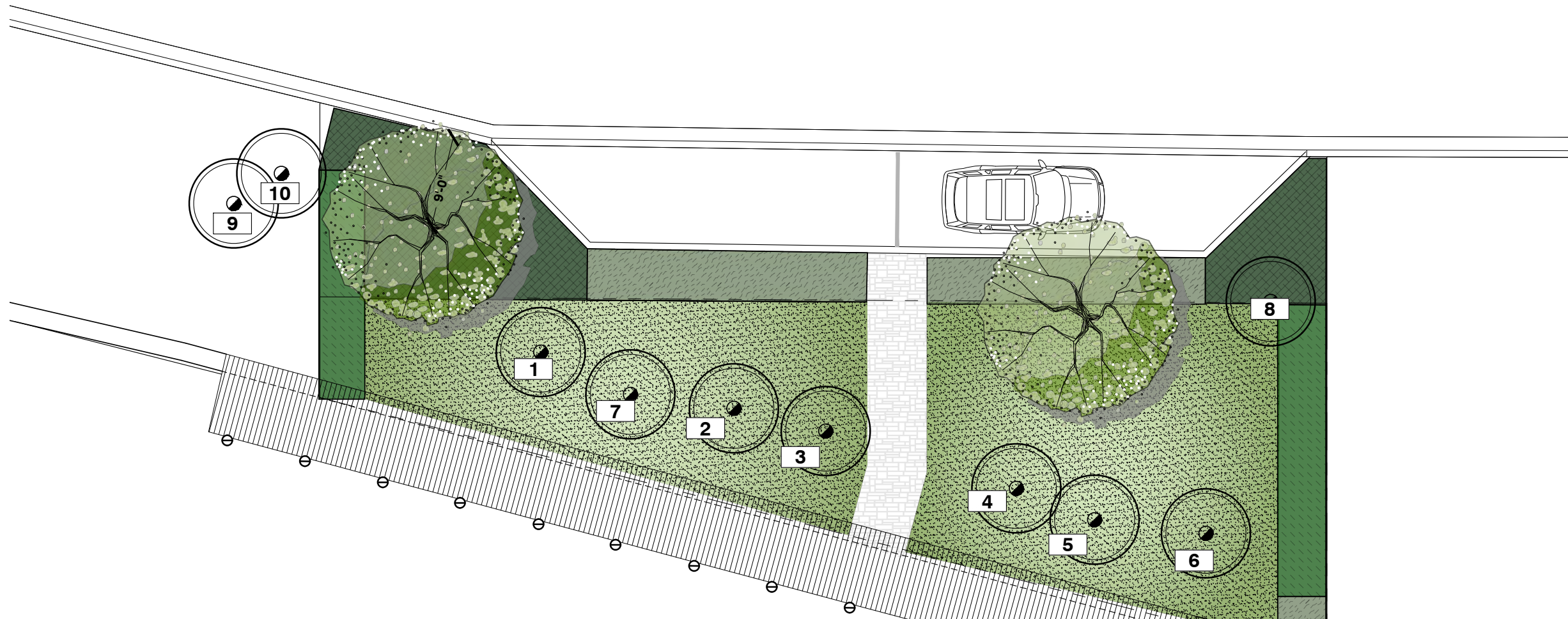
ELEVATIONS

SHEET

A-204



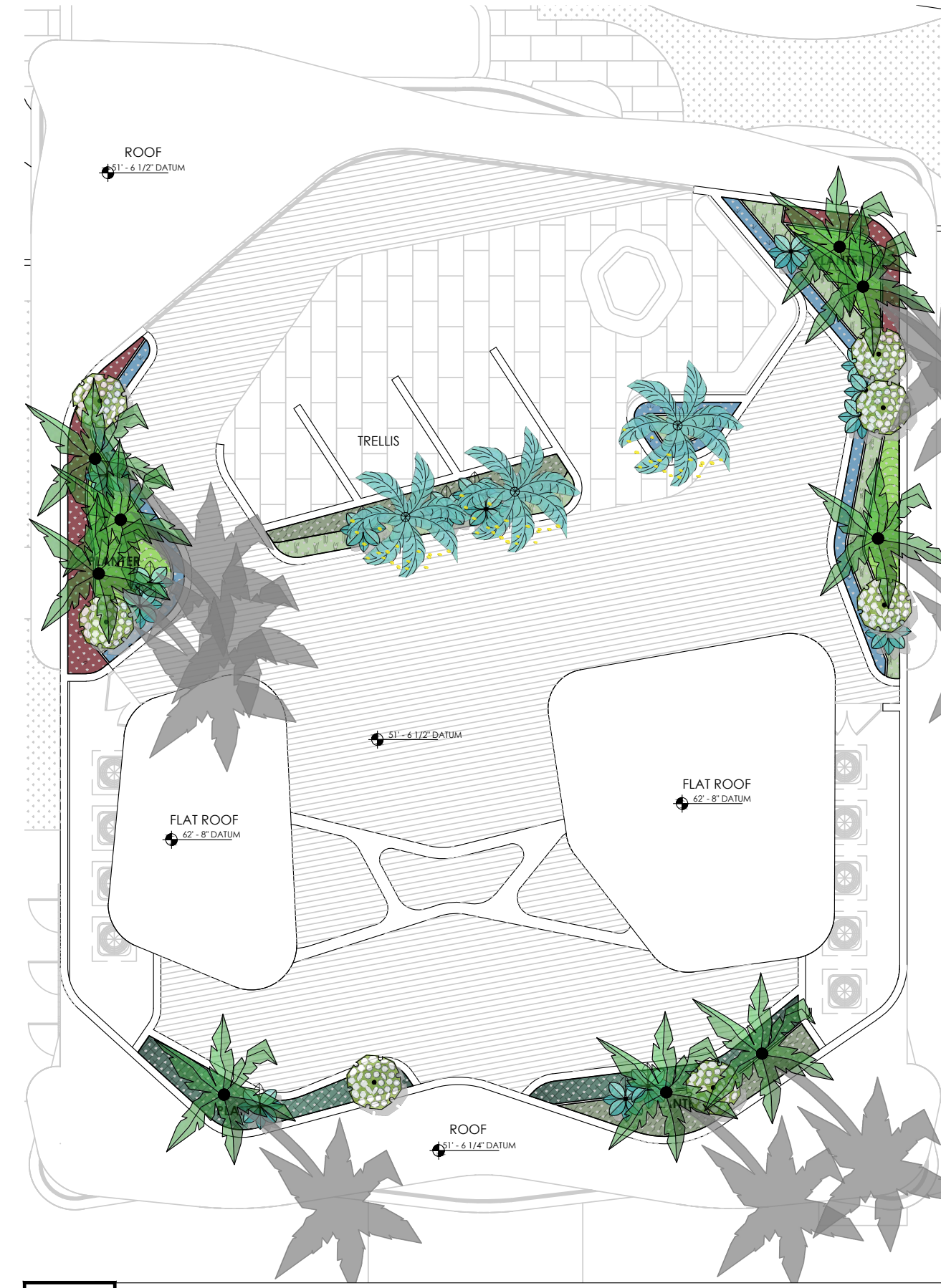
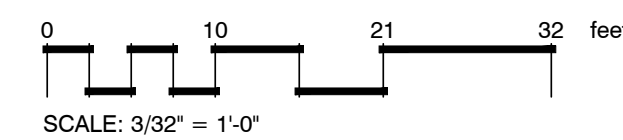
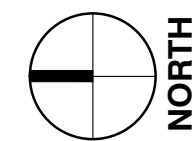
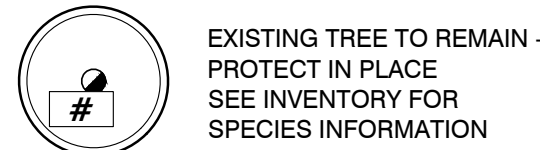




#### PLANT SCHEDULE

TREES	CODE	BOTANICAL NAME	COMMON NAME
	BS	Bursera simaruba	Gumbo Limbo
	IL	Ilex cassine	Dahoon Holly
	PP	Polyalthia longifolia pendula	Indian Mast Tree
PALMS	CODE	BOTANICAL NAME	COMMON NAME
	AM	Adonidia merrillii	Christmas Palm
	AS	Adonidia merrillii	Christmas Palm
	CG2	Cocos nucifera 'Green Malayan'	Coconut Palm
SHRUBS	CODE	BOTANICAL NAME	COMMON NAME
	AI	Alcantarea imperialis	Imperial Bromeliad
	AB	Alocasia macrorrhizos 'Borneo Giant'	Borneo Giant
	BB	Bambusa ventricosa 'Buddha's Belly'	Buddha's Belly Bamboo
	CL	Crinum asiaticum	Crinum lily
	FG2	Furcraea foetida 'Variegata'	Variegated False Agave
	HL2	Hyophorbe lagenicaulis	Bottle Palm
	PB	Plumeria pudica 'Bridal Bouquet'	Frangipani
SHRUB AREAS	CODE	BOTANICAL NAME	COMMON NAME
	AV	Alpinia zerumbet 'Variegata Dwarf'	Dwarf Variegated Ginger
	AD	Alternanthera dentata	Little Ruby
	CC	Chamaedorea cataractarum	Cat Palm
	CG	Clusia guttifera	Small leaf Clusia
	FG	Ficus microcarpa 'Green Island'	Green Island Ficus
	HL	Hymenocallis latifolia	Spider Lily
	IV	Iris virginica	Blue Flag Iris
	LM	Liriope muscari	Lilyturf
	MC	Muhlenbergia capillaris	Pink Muhly Grass
	NM	Nephrolepis biserrata	'Macho Fern'
	TF	Tripsacum dactyloides	Fakahatchee
GROUND COVERS	CODE	BOTANICAL NAME	COMMON NAME
	RG	Rock - Gravel	1-2"
	SOD	Stenotaphrum secundatum	St. Augustine Grass

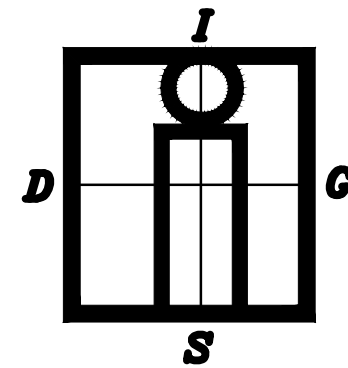
#### EXISTING TREE KEY



#### 2 PROPOSED LANDSCAPE ROOF RENDERING


#### SHEET INDEX LANDSCAPE

L-0.0 INDEX SHEET / LANDSCAPE RENDERING  
L-0.0 TREE DISPOSITION PLAN  
L-2.0 PROPOSED LANDSCAPE PLAN  
L-2.1 PROPOSED LANDSCAPE ROOF DECK



#### IN-SITE DESIGN GROUP LLC

1546 JACKSON STREET  
HOLLYWOOD, FL 33020  
AA26001758  
WWW.INSITEDESIGNGROUP.COM  
954 921 5333




888 s andrews avenue, suite 300  
Fort Lauderdale FL 33316  
office: 954 224 0432  
LA# 6669983

THESE DESIGNS AND DRAWINGS ARE THE  
COMPANIES PROPERTY OF IN-SITE DESIGN  
GROUP, LLC, AND MAY NOT BE REPRODUCED  
EXCEPT WITH SPECIFIC WRITTEN CONSENT OF THE  
COMPANY. THE CONTRACTOR MUST CHECK AND  
VERIFY ALL DIMENSIONS OF THE JOB AND BE  
RESPONSIBLE FOR THE SAME. REPORTING ANY  
DISCREPANCIES TO THE ARCHITECT BEFORE  
COMMENCEMENT OF WORK. DRAWINGS ARE  
NOT TO BE SCALED.

#### Lumière 7 UNIT RESIDENTIAL CONDO

ADDRESS:  
500 HENDRICKS ISLE  
FT LAUDERDALE, FL

DISTRIBUTION  
SEPT-2021  
DESIGN DEVELOPMENT  
APPROVAL  
SEPT-2021  
DEVELOPMENT REVIEW  
COMMITTEE (DRC)  
SUBMITTAL  
XXX  
PERMIT SUBMITTAL



DATE OF ISSUE  
SEPT-22-2021

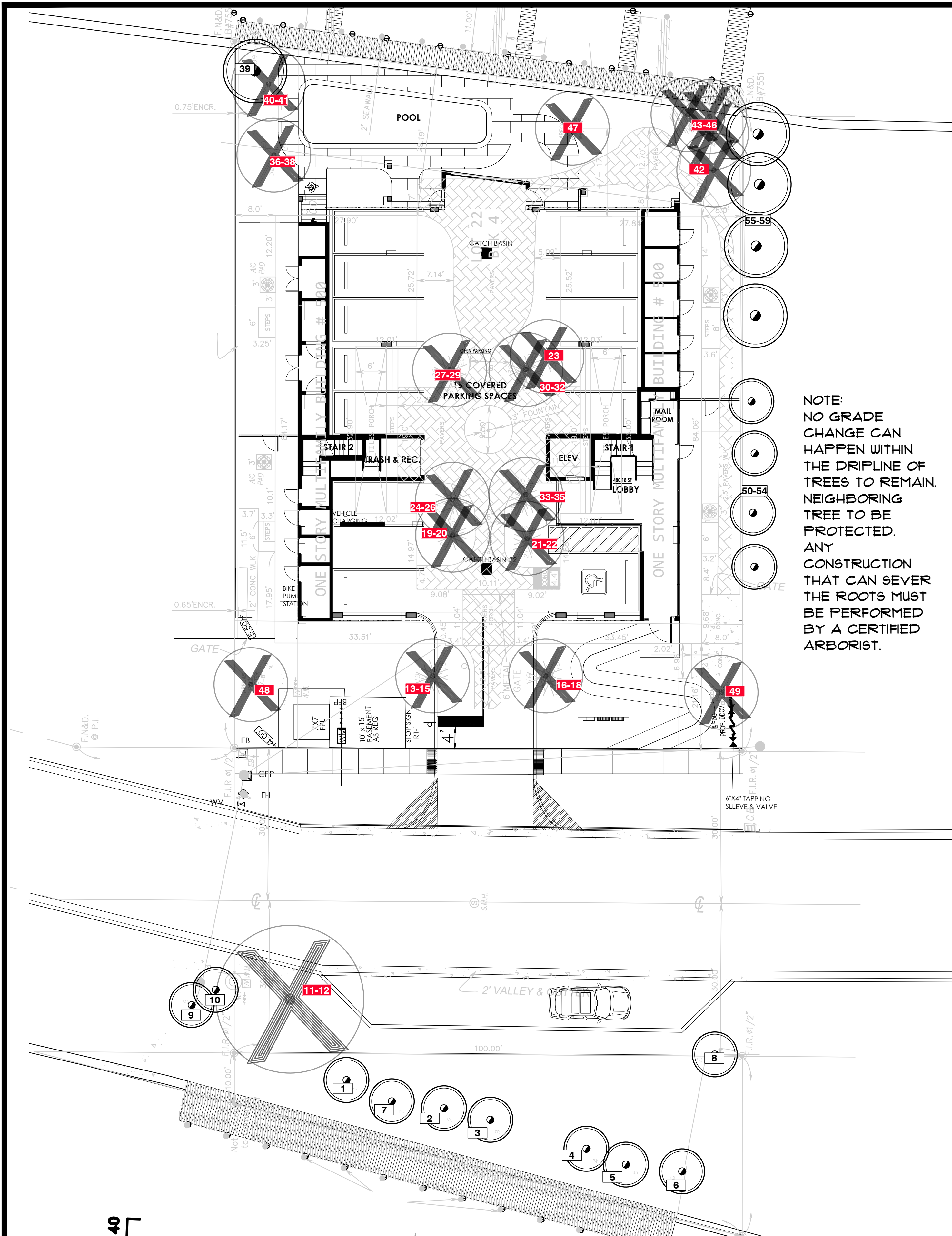
#### DRAWING NAME INDEX LANDSCAPE RENDERING

SHEET

#### L-0.0


#### 1 PROPOSED LANDSCAPE RENDERING






NOTE:  
NO GRADE  
CHANGE CAN  
HAPPEN WITHIN  
THE DRIPLINE OF  
TREES TO REMAIN.  
NEIGHBORING  
TREE TO BE  
PROTECTED.  
ANY  
CONSTRUCTION  
THAT CAN SEVER  
THE ROOTS MUST  
BE PERFORMED  
BY A CERTIFIED  
ARBORIST.

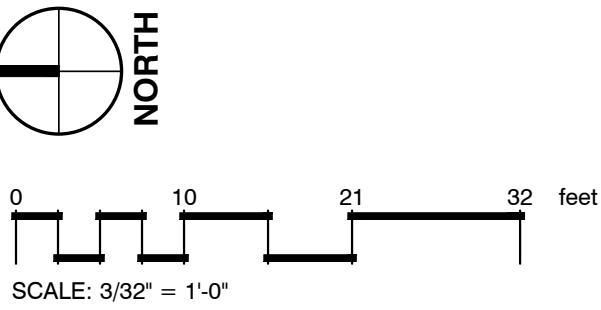
**EXISTING TREE KEY**



EXISTING TREE TO REMAIN -  
PROTECT IN PLACE  
SEE INVENTORY FOR  
SPECIES INFORMATION



EXISTING TREE TO REMOVE -  
SEE INVENTORY FOR SPECIES  
INFORMATION



KEY #	Botanical name	Common Name	DBH (inch)	Size (Hgt x w)	Condition	Classification	Native	Disposition	Required Mitigation (TREE CALIPER)	Required Mitigation (PALM)
1	Cocos nucifera	Coconut Palm	10	18'x15'	85%	Palm	No	Remain		
2	Cocos nucifera	Coconut Palm	10	18'x15'	85%	Palm	No	Remain		
3	Cocos nucifera	Coconut Palm	10	18'x15'	85%	Palm	No	Remain		
4	Cocos nucifera	Coconut Palm	10	18'x15'	85%	Palm	No	Remain		
5	Cocos nucifera	Coconut Palm	10	18'x15'	85%	Palm	No	Remain		
6	Cocos nucifera	Coconut Palm	10	18'x15'	85%	Palm	No	Remain		
7	Cocos nucifera	Coconut Palm	7	18'x15'	85%	Palm	No	Remain		
8	Bursera simaruba	Gumbo Limbo	5	18'x16'	85%	A (100%)	YES	Remain		
9	Casuarina equisetifolia	Australian Pine	24	45' x 40'	0	F (0%)	INVASIVE	OFF SITE	0	
10	Casuarina equisetifolia	Australian Pine	24	45' x 40'	0	F (0%)	INVASIVE	OFF SITE	0	
11-12	Ficus elastica	Rubber Tree	58	30' x 35'	25%	C (60%)	No	REMOVE	8.7	0
PARK TOTALS									8.7	0
KEY #	Botanical name	Common Name	DBH (inch)	Size (Hgt x w)	Condition	Classification	Native	Disposition	Required Mitigation (TREE CALIPER)	Required Mitigation (PALM)
13-15	Veitcha merrilli	Christmas Palm triple	8	20'x10'	85%	Palm	No	REMOVE		3
16-18	Veitcha merrilli	Christmas Palm triple	8	20'x10'	85%	Palm	No	REMOVE		3
19-20	Phoenix roebelenii	Roebelenii dbl	4	10' x 10'	85%	ornamental	No	REMOVE		0
21-22	Phoenix roebelenii	Roebelenii dbl	4	10' x 10'	85%	ornamental	No	REMOVE		0
23	Phoenix roebelenii	Roebelenii	3	10' x 10'	85%	ornamental	No	REMOVE		0
24-26	Veitcha merrilli	Christmas Palm triple	8	20'x10'	85%	Palm	No	REMOVE		3
27-29	Veitcha merrilli	Christmas Palm triple	6	20'x10'	85%	Palm	No	REMOVE		3
30-32	Veitcha merrilli	Christmas Palm triple	8	20'x10'	85%	Palm	No	REMOVE		3
33-35	Veitcha merrilli	Christmas Palm triple	8	20'x10'	85%	Palm	No	REMOVE		3
36-38	Veitcha merrilli	Christmas Palm triple	8	20'x10'	85%	Palm	No	REMOVE		3
39	Cocos nucifera	Coconut Palm	10	18'x15'	85%	Palm	No	Remain		
40-41	Morus alba	Mulberry Tree	12	35' x 30'	80%	A (100%)	Yes	REMOVE	9.6	
42	Phoenix roebelenii	Roebelenii dbl	4	10' OA x 10'	85%	ornamental	No	REMOVE		0
43-46	Morus alba	Mulberry Tree	10	25' x 20'	70%	A (100%)	Yes	REMOVE	8	
47	Dyopsis lutescens	Areca clump	3	15' x 15'	70%	Palm	No	REMOVE		1
48	Dyopsis lutescens	Areca clump	3	15' x 15'	70%	Palm	No	REMOVE		1
49	Dyopsis lutescens	Areca clump	3	15' x 15'	70%	Palm	No	REMOVE		1
50-54	Syagrus romanzoffiana	Queen Palm	off site	20' x 15'	75%	Palm	No	Protect		
55-59	Quercus virginiana	Live Oak	off site	25' x 25'	80%	A (100%)	Yes	Protect		
SITE TOTALS									17.6	24

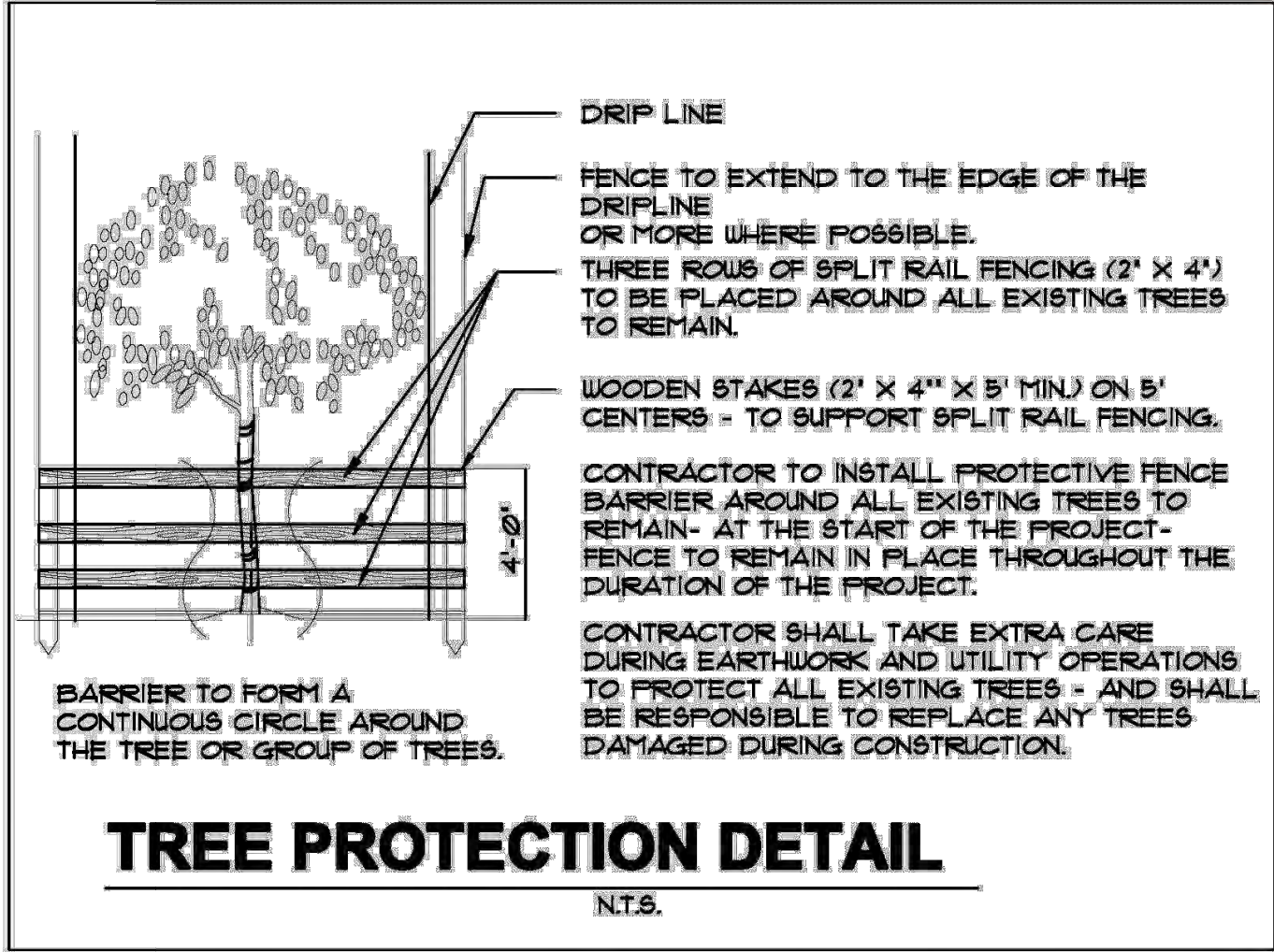
PLEASE REFER TO ARBORIST REPORT PROVIDED BY JIM SHERLOCK

3 TREE INVENTORY AND MITIGATION CALCS

DEPARTMENT OF SUSTAINABLE DEVELOPMENT – UD&P

TREE PROTECTION DETAIL

Rev: 1 | Revision Date: 4/10/2018 | I.D. Number: 170

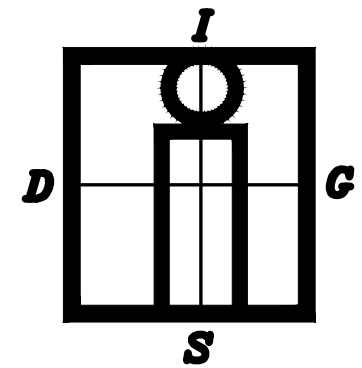


TREE PROTECTION DETAIL

N.T.S.



Approved by: City Engineer, Urban Designer and Planning Manager  
Uncontrolled if hard copy unless otherwise marked



IN-SITE  
DESIGN  
GROUP LLC

1546 JACKSON STREET  
HOLLYWOOD, FL 33020  
AA26001758  
WWW.INSITEDESIGNGROUP.COM  
954 921 5333



888 s andrews avenue, suite 300  
Fort Lauderdale FL 33316  
office: 954 224 0432  
LA# 6669983

THESE DESIGNS AND DRAWINGS ARE THE  
COMPANIES PROPERTY. IF A PART, DESIGN  
GROUP, LLC, AND MAY NOT BE REPRODUCED  
EXCEPT WITH SPECIFIC WRITTEN CONSENT OF THE  
COMPANY. THE CONTRACTOR MUST CHECK AND  
VERIFY ALL DIMENSIONS OF THE JOB AND BE  
RESPONSIBLE FOR ANY DISCREPANCIES. ANY  
DISCREPANCIES TO THE ARCHITECT BEFORE  
COMMENCEMENT OF WORK. DRAWINGS ARE  
NOT TO BE SCALED.


Lumière  
7 UNIT RESIDENTIAL  
CONDO

ADDRESS:  
500 HENDRICKS ISLE  
FT LAUDERDALE, FL

DISTRIBUTION

SEPT-2021  
DESIGN DEVELOPMENT  
APPROVAL  
SEPT-2021  
DEVELOPMENT REVIEW  
COMMITTEE (DRC)  
SUBMITTAL  
XXX  
PERMIT SUBMITTAL

Digitally signed by Natalia  
Barranco  
Date: 2022.02.07 17:03:11 -05'00  
Adobe Acrobat version:  
11.20039



DATE OF ISSUE  
SEPT-22-2021

DRAWING NAME  
TREE  
DISPOSITION  
PLAN

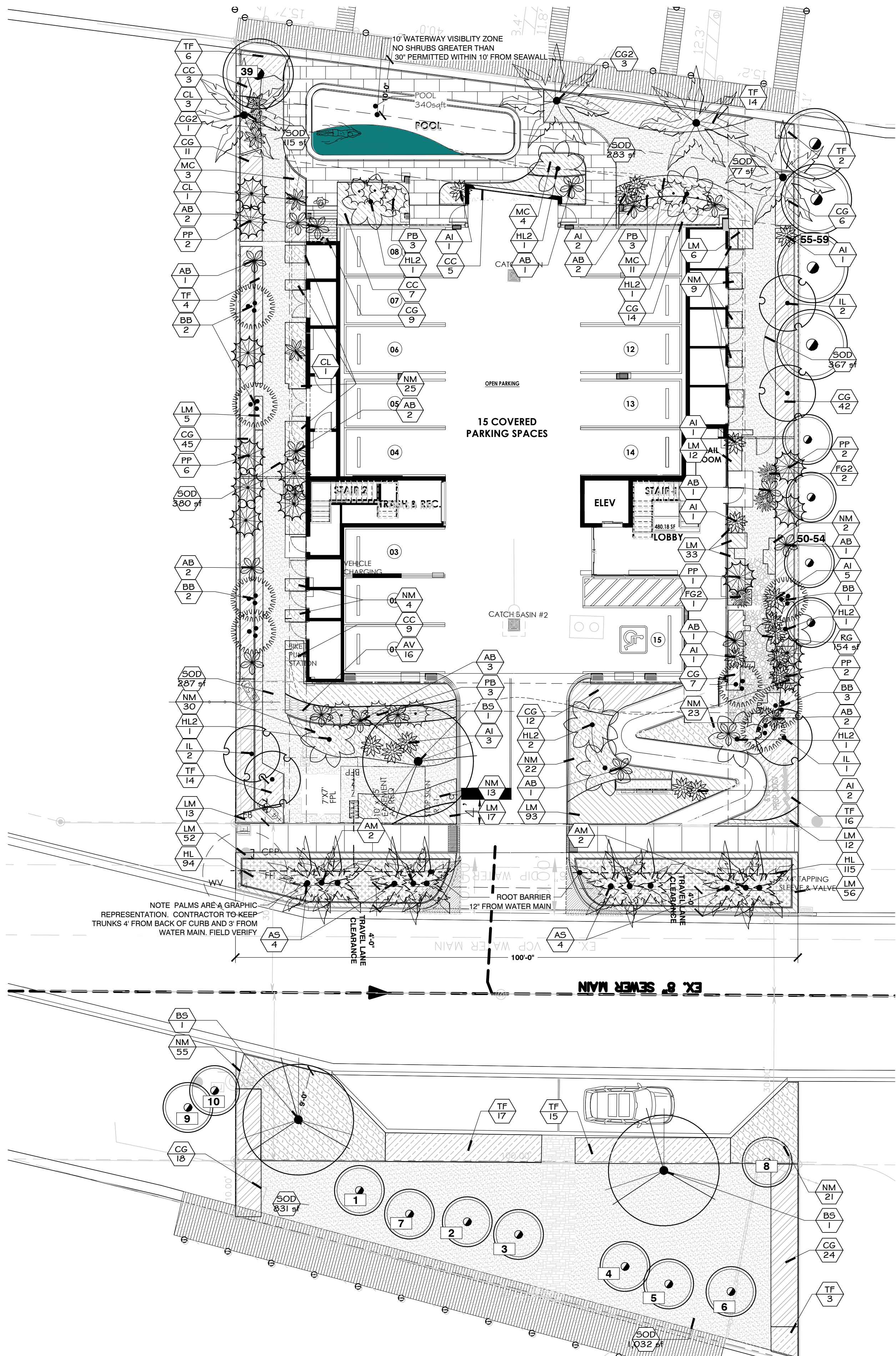
SHEET

L-1.0

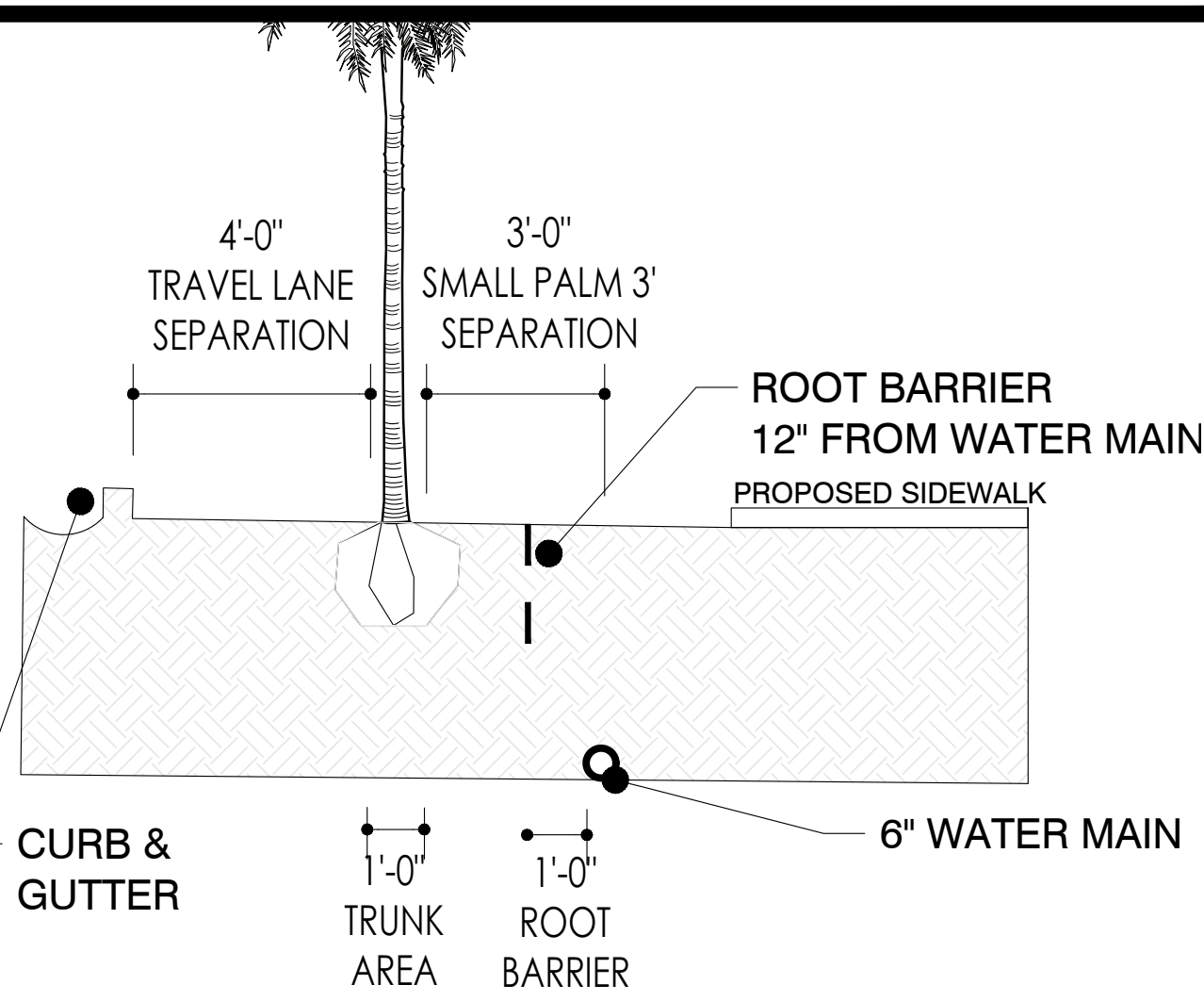
1 TREE DISPOSITION PLAN

2 TREE PROTECTION DETAIL





REFER TO CIVIL FOR GRADES. SECTION TO ILLUSTRATE REQUIRED DISTANCE SEPARATION FROM UTILITIES AND CURB



4 SECTION OF ROW

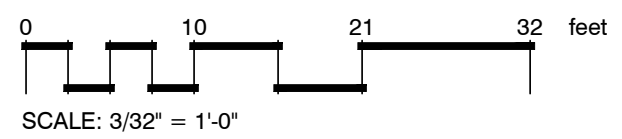
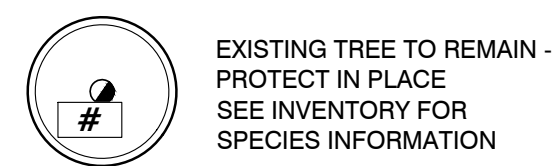
PLANT SCHEDULE GROUND FLOOR

TREES	QTY	BOTANICAL NAME	COMMON NAME	CAL	MITIGATION CREDIT	QUALITY	MIN PLANT SIZE	MATURE SIZE	DROUGHT	NATIVE	FL-FRIEND
BS	1	Bursera simaruba	Gumbo Limbo	4" Cal	12.5'	FL #1 OR BETTER	16" h x 6-8" w, 5" CT	60' X 40'	High	NATIVE, FL-FRIEND	
IL	5	Ilex cassine	Dahoon Holly	2.5" Cal	39'	FL #1 OR BETTER	10" h x 4" w, 3" CT	30' X 15'	High	NATIVE, FL-FRIEND	
PP	13	Polyalthia longifolia pendula	Indian Mast Tree	3" Cal	55.5' TOTAL	FG FL #1 or Better	15' STD	30' x 6'	HIGH	FL-FRIENDLY	
PALMS	QTY	BOTANICAL NAME	COMMON NAME	CAL	MITIGATION CREDIT	QUALITY	MIN PLANT SIZE	MATURE SIZE	DROUGHT	NATIVE	FL-FRIEND
AM	4	Adonidia merrillii	Christmas Palm	Single	12 Small palms	FL #1 OR BETTER	12' CT	30' X 15'	HIGH	FL-FRIENDLY	
AS	8	Adonidia merrillii	Christmas Palm	Single	12 Small palms	FL #1 OR BETTER	8' CT	30' X 15'	HIGH	FL-FRIENDLY	
CG2	4	Cocos nucifera 'Green Malayan'	Coconut Palm	10"	4 Large palms	FL #1 OR BETTER	10' CT	60' x 30'	HIGH TOLERANT	FL-FRIENDLY	
SHRUBS	QTY	BOTANICAL NAME	COMMON NAME	QUALITY	MITIGATION CREDIT	NOTE	PLANTED SIZE	MATURE SIZE	DROUGHT	NATIVE	FL-FRIEND
AI	17	Alocasia macrorrhizos	Borneo Giant	FL #1 or BETTER	7 gal	36" x 36", full	5' x 5'	Moderate	HIGH	FL-FRIENDLY	
AB	19	Bambusa ventricosa 'Buddha's Belly'	Buddha's Belly Bamboo	MPP	10+ culms	10+ culms	10' OA	15' x 15'	HIGH	FL-FRIENDLY	
BB	8	Bambusa ventricosa 'Buddha's Belly'	Buddha's Belly Bamboo	MPP	10+ culms	10+ culms	10' OA	15' x 15'	HIGH	FL-FRIENDLY	
CL	5	Crinum asiaticum	Crinum lily	FL #1 or BETTER	36"	GREEN	36"	6' x 6'	MED	FL-FRIENDLY	
FG2	3	Variegated False Agave	Variegated False Agave	FL #1 or BETTER	5' x 8'	FULL	3' x 3'	5' x 8'	HIGH	FL-FRIENDLY	
HL2	8	Hyophorbe lagenicaulis	Bottle Palm	FL #1 or BETTER	20' X 20'	FL #1 OR BETTER	8-8' CT	20' X 20'	HIGH	FL-FRIENDLY	
PB	9	Plumeria pudica 'Bridal Bouquet'	Frangipani	FL #1 or BETTER	STANDARD	STANDARD	8' x 4'	15' x 15'	HIGH	FL-FRIENDLY	
SHRUB AREAS	QTY	BOTANICAL NAME	COMMON NAME	NOTE	MITIGATION CREDIT	ADD. INFO	PLANTED SIZE	MATURE SIZE	DROUGHT	NATIVE	FL-FRIEND
AV	16	Alpinia zerumbet 'Variegata Dwarf'	Dwarf Variegated Ginger	FL #1 or BETTER	24" x 24"	FULL SHRUB	24" x 24"	48" X 48"	MEDIUM	FL-FRIENDLY	
CC	24	Chamaedorea cataractarum	Cat Palm	FL #1 or BETTER	48" x 48"	FULL SHRUB	48" x 48"	6' x 6'	MED	FL-FRIENDLY	
CG	146	Clusia guttifera	Small leaf Clusia	FL #1 or BETTER	30" x 30"	FULL SHRUB	30" x 30"	Maintain as hedge	NATIVE	NATIVE, FL FRIEND	
HL	209	Hymenocallis latifolia	Spider Lily	FL #1 or BETTER	14"x14"	FULL	14"x14"	36" x 36"	HIGH	NATIVE, FL FRIEND	
LM	299	Liriope muscari	Liriope	CONTINUOUS COVERAGE	12" x 12"	FULL	12" x 12"	18" x 18"	MEDIUM	FL-FRIENDLY	
MC	18	Muhlenbergia capillaris	Pink Muhly Grass	FL #1 or BETTER	36" x 36"	FULL BUSH	36" x 36"	36" x 36"	HIGH	NATIVE, FL FRIEND	
NM	128	Nephrolepis biserrata	'Macho Fern'	FL #1 or BETTER	18" x 18"	FULL	18" x 18"	4' - 6'	MED	FL-FRIENDLY	
TF	56	Tripsacum dactyloides	Fakahatchee	FL #1 or BETTER	24" x 24"	FULL	24" x 24"	3'	HIGH	NATIVE, FL FRIEND	
GROUND COVERS	QTY	BOTANICAL NAME	COMMON NAME	SIZE	MITIGATION CREDIT						SPACING
RG	154 sf	Rock - Gravel	St. Augustine Grass	1:2	---						30' o.c.
SOD	1,509 sf	Stenotaphrum secundatum	St. Augustine Grass	1:2	---						30' o.c.

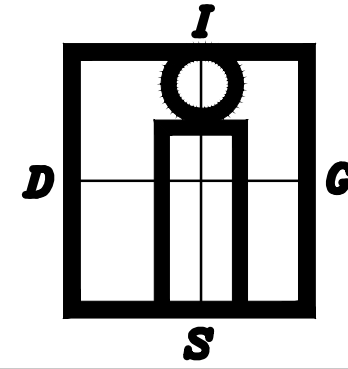
PLANT SCHEDULE PARK

TREES	QTY	BOTANICAL NAME	COMMON NAME	CAL	MITIGATION CREDIT	QUALITY	MIN PLANT SIZE	MATURE SIZE	DROUGHT	NATIVE	FL-FRIEND
BS	2	Bursera simaruba	Gumbo Limbo	4" Cal	8' Cal	FL #1 OR BETTER	16" h x 6-8" w, 5" CT	60' X 40'	Drought Tolerant	NATIVE, FL-FRIEND	
SHRUB AREAS	QTY	BOTANICAL NAME	COMMON NAME	NOTE	MITIGATION CREDIT	ADD. INFO	PLANTED SIZE	MATURE SIZE	DROUGHT	NATIVE	FL-FRIEND
CG	42	Clusia guttifera	Small leaf Clusia	FL #1 or BETTER	30" x 30"	FULL SHRUB	30" x 30"	Maintain as hedge	NATIVE	NATIVE, FL FRIEND	
TF	86	Tripsacum dactyloides	Fakahatchee	FL #1 or BETTER	24" x 24"	FULL	24" x 24"	3'	HIGH	NATIVE, FL FRIEND	
GROUND COVERS	QTY	BOTANICAL NAME	COMMON NAME	SIZE	MITIGATION CREDIT						SPACING
SOD	1,863 sf	Stenotaphrum secundatum	St. Augustine Grass	1:2	---						30' o.c.

EXISTING TREE KEY



LANDSCAPE CALCULATIONS			
LANDUSE		RMH25	
SITE AREA		13,273.13 sf	
BUILDING FOOTPRINT		6,244 sf	
Vehicular Use Area VUA		501 sf	
OPEN SPACE 30% 4645 sf		1,550 sf	
Walks, pool deck, stones		1,550 sf	
NET LOT AREA (permeable)		4,640 SF PROVIDED	
		REQUIRED	PROVIDED
NET LOT AREA (1 tree per 1000sq ft)		5.00	5.00
STREET TREE (50% must be shade trees)		REQUIRED	PROVIDED
Hendricks Isle 100'		3.00	4.00
cts with utilities palms provide PER CITY 3 palms =1 tree		REQUIRED	PROVIDED
VUA Landscape Area (min 20% of VUA including portions of perimeter)		87 sf	150 sf
VUA TREES (100/1000)		1	1
VUA SHRUBS (100/1000*6)		12	20
TOTAL TREES		REQUIRED	PROVIDED
		9.00	19.00
TREE MITIGATION PROJECT SITE		Caliper "	17.6
		PALM	24 (8 trees)
TREE MITIGATION PARK SITE		8.7	16 PALMS
Diversity		REQUIRED	PROVIDED
Tree/Palm Native Proposed		40% Native	60% OF REQUIRED
Florida Friendly		50%	100%
Tree Diversity		3 Species	5 Species
TURF MAX		REQUIRED	PROVIDED
50% Max with property line		1,973 sf	1,509 sf



IN-SITE DESIGN GROUP LLC

1546 JACKSON STREET  
HOLLYWOOD, FL 33020  
AA26001758  
WWW.INSITEDESIGNGROUP.COM  
954 921 5333



B.R.L.A.  
888 s andrews avenue, suite 300  
Fort Lauderdale FL 33316  
office: 954 224 0432  
LA# 6666983

THESE DESIGNS AND DRAWINGS ARE THE  
COMPANIES PROPERTY. IF THESE DESIGNS  
GROUP, LLC, AND MAY NOT BE REPRODUCED  
EXCEPT WITH SPECIFIC WRITTEN CONSENT OF THE  
COMPANY. THE CONTRACTOR MUST CHECK AND  
VERIFY ALL DIMENSIONS OF THE JOB AND BE  
RESPONSIBLE FOR ANY DISCREPANCIES. ANY  
DISCREPANCIES TO THE ARCHITECT BEFORE  
COMMENCEMENT OF WORK. DRAWINGS ARE  
NOT TO BE SCALED.


Lumière  
7 UNIT RESIDENTIAL  
CONDO

ADDRESS:  
500 HENDRICKS ISLE  
FT LAUDERDALE, FL

DISTRIBUTION  
SEPT-2021  
DESIGN DEVELOPMENT  
APPROVAL  
SEPT-2021  
DEVELOPMENT REVIEW  
COMMITTEE (DRC)  
SUBMITTAL

XXX  
PERMIT SUBMITTAL

Digitally signed by Natalia  
Barranco  
Date: 2022.02.07 17:03:39 -05'00  
Adobe Acrobat version:  
2021.011.20039



DATE OF ISSUE  
SEPT-22-2021

DRAWING NAME  
PROPOSED  
LANDSCAPE  
PLAN

SHEET

L-2.0

1 PROPOSED LANDSCAPE PLAN

2 LANDSCAPE CALCULATIONS



