

Fort Lauderdale Cemetery

As of June 30, 2024

Kim Krause, CFA
Investment Advisor
(954) 765-7278
Kim.Krause@truist.com

Mark A. Hall
Senior Vice President
(407) 237-5907
Mark.Hall@truist.com

Table of Contents

- I. Market Review & Outlook
- II. Investment Review
- III. Appendix

Market Review & Outlook

Performance Summary as of June 30, 2024

EQUITY ASSET CLASSES Total Return	2Q24	YTD	1 Yr
MSCI ACWI (Global Equity)	2.87	11.30	19.38
Large Cap - S&P 500	4.28	15.29	24.56
Large Cap Growth (R1000 Growth)	8.33	20.70	33.48
Large Cap Value (R1000 Value)	-2.17	6.62	13.06
Mid Cap (Russell MidCap)	-3.35	4.96	12.88
Small Cap (R2000)	-3.28	1.73	10.06
International Dev'd (MSCI EAFE)	-0.42	5.34	11.54
International Emerging Markets (MSCI EM)	5.00	7.49	12.55

FIXED INCOME ASSET CLASSES Total Return	2Q24	YTD	1 Yr
Core Fixed Income - BBg Aggregate	0.07	-0.71	2.63
US Government (BBg US Govt)	0.11	-0.83	1.61
Investment Grade Corporates (BofA US Corp)	0.12	0.04	5.04
High Yield Corporates (BofA US High Yield)	1.09	2.62	10.45
US Mortgage-Backed Secs (BBg US MBS)	0.07	-0.96	2.12
Non-US Fixed Income (BBg Global Aggregate)	-1.10	-3.16	0.93

OTHER ASSET CLASSES Total Return	2Q24	YTD	1 Yr
REITs (FTSE Nareit All Equity REITs)	-0.90	-2.19	5.78
Commodities (BBg Commodity)	2.89	5.14	5.00
Gold (S&P GSCI Gold)	4.93	12.66	20.62

Rates (%)	6/30/24	3/31/24	12/31/23	9/30/23	6/30/23
Fed Funds Target	5.50	5.50	5.50	5.50	5.25
T-Bill, 3-Month	5.36	5.34	5.35	5.45	5.31
2-Year Treasury	4.72	4.62	4.25	5.03	4.87
5-Year Treasury	4.34	4.22	3.84	4.60	4.12
10-Year Treasury	4.37	4.20	3.87	4.57	3.81
30-Year Treasury	4.53	4.34	4.03	4.70	3.85
Bloomberg Aggregate (YTW)	5.00	4.85	4.53	5.39	4.81
Bloomberg Municipal Bond Blend 1-15 Year	3.49	3.19	2.88	4.05	3.23
ICE BofA US High Yield	7.85	7.68	7.65	8.90	8.56

Currencies	6/30/24	3/31/24	12/31/23	9/30/23	6/30/23
Euro (\$/€)	1.07	1.08	1.10	1.06	1.09
Yen (¥/\$)	160.86	151.35	140.98	149.23	144.54
Pound (\$/£)	1.26	1.26	1.27	1.22	1.27

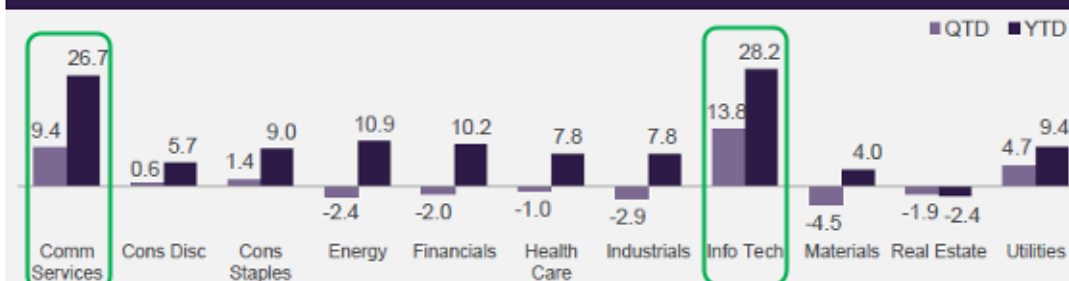
Commodities	6/30/24	3/31/24	12/31/23	9/30/23	6/30/23
Crude Oil (WTI)	81.54	83.17	71.65	90.79	70.64
Gold	2,340	2,238	2,072	1,866	1,929

Volatility	6/30/24	3/31/24	12/31/23	9/30/23	6/30/23
CBOE VIX	12.44	13.01	12.45	17.52	13.59

U.S. style % total returns (S&P indexes)

QTD				YTD		
Value	Core	Growth		Value	Core	Growth
-2.10	4.28	9.59	Large	5.79	15.29	23.56
-3.52	-3.45	-3.38	Mid	0.45	6.17	11.70
-4.85	-3.11	-1.40	Small	-4.72	-0.72	3.30

S&P 500 sector % total returns



Sources: Truist IAG, FactSet

Disclosures – All information is as of title date unless otherwise noted. You cannot invest directly in an index. This document was prepared for clients of Truist Bank for informational purposes only. This material may not be suitable for all investors and may not be redistributed in whole or part. Neither Truist Financial Corporation, nor any affiliates make any representation or warranties as to the accuracy or merit of this analysis for individual use. Information contained herein has been obtained from sources believed to be reliable but are not guaranteed. Comments and general statistics are based on information available at the time of writing and believed to be accurate; are for informational purposes only, are not intended as individual or specific advice, may not represent the opinions of the entire firm and may not be relied upon for future investing. The views expressed may change at any time. The information provided in this report should not be considered a recommendation to purchase or sell any financial instrument, product or service sponsored or provided by Truist Financial Corporation or its affiliates or agents. Investors are advised to consult with their investment professional about their specific financial needs and goals before making any investment decisions. Past returns are not indicative of future results. An investment cannot be made into an index. ©2020 Truist Financial Corporation. and Truist are service marks of Truist Financial Corporation. All rights reserved.

Cooling but still-firm economy and market-uptrend frame our outlook



Upside catalysts

Easing in economic and inflation trends should allow the Federal Reserve to cut rates this year

U.S. forward earnings estimates continue to make record highs

The stock market has typically risen in the 6-to-12 months following the first rate cut

During election years, there's incentive for the party in power to stimulate the economy, historically resulting in solid, albeit bumpy, market gains

Primary upward trend appears intact, aided by forward earnings estimates



Downside risks

Federal Reserve may not cut rates as quickly as market anticipates

Earnings assumptions could be too optimistic

Market valuations are expensive

Market leadership has narrowed

Election year uncertainty and broader geopolitical risks

Asset class views June 30, 2024

- U.S. economic growth normalizing from elevated levels.
- Expect choppy stock market near term following the rebound, but the weight of the evidence suggests the primary market trend is higher.
- Stay overweight U.S. stocks relative to international, with an emphasis on larger companies as economic and earnings trends remain superior.
- Maintain high quality fixed income focus given tight spreads.

Key positioning (3 to 12 months)



Source: Truist IAG 6.30.24. Past performance does not guarantee future results. In this document, we express our high-level investment strategy views without portfolio context constraints. We aim to represent relative opportunities within each broader asset class. This allows us to signal what we are watching and where things are changing at the margin within positions that may differ from our asset allocation guidance and strategy portfolios.

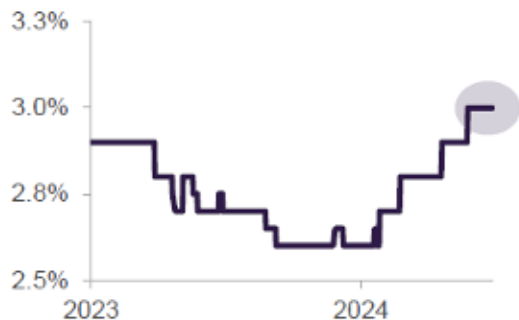
GAM #24.0735

Exhibit 4

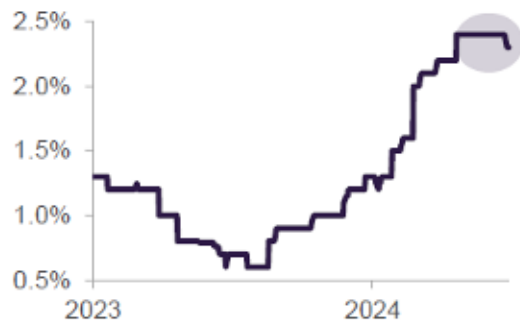
Page 6 of 48

Global 2024 GDP trends show modest improvement, U.S. momentum eases

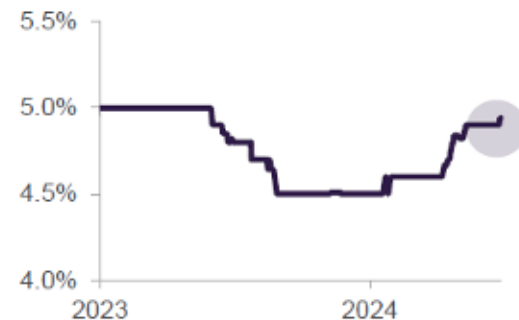
Global 2024 GDP estimates



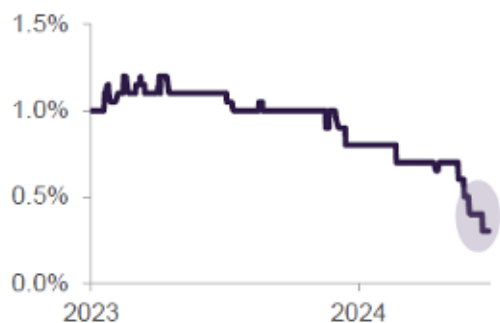
U.S. 2024 GDP estimates



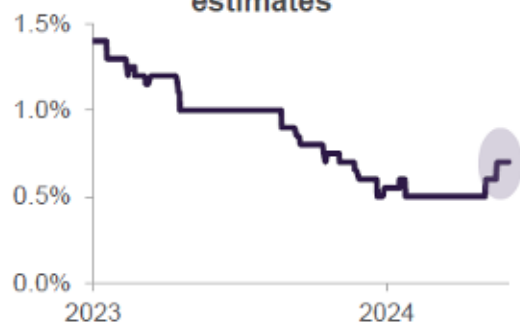
China 2024 GDP estimates



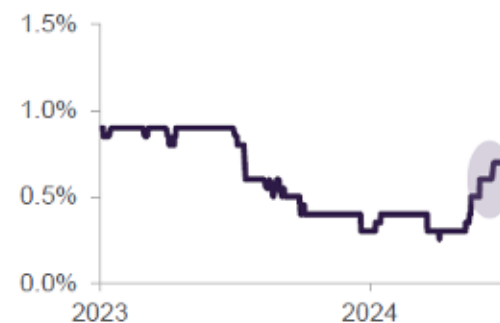
Japan 2024 GDP estimates



Eurozone 2024 GDP estimates



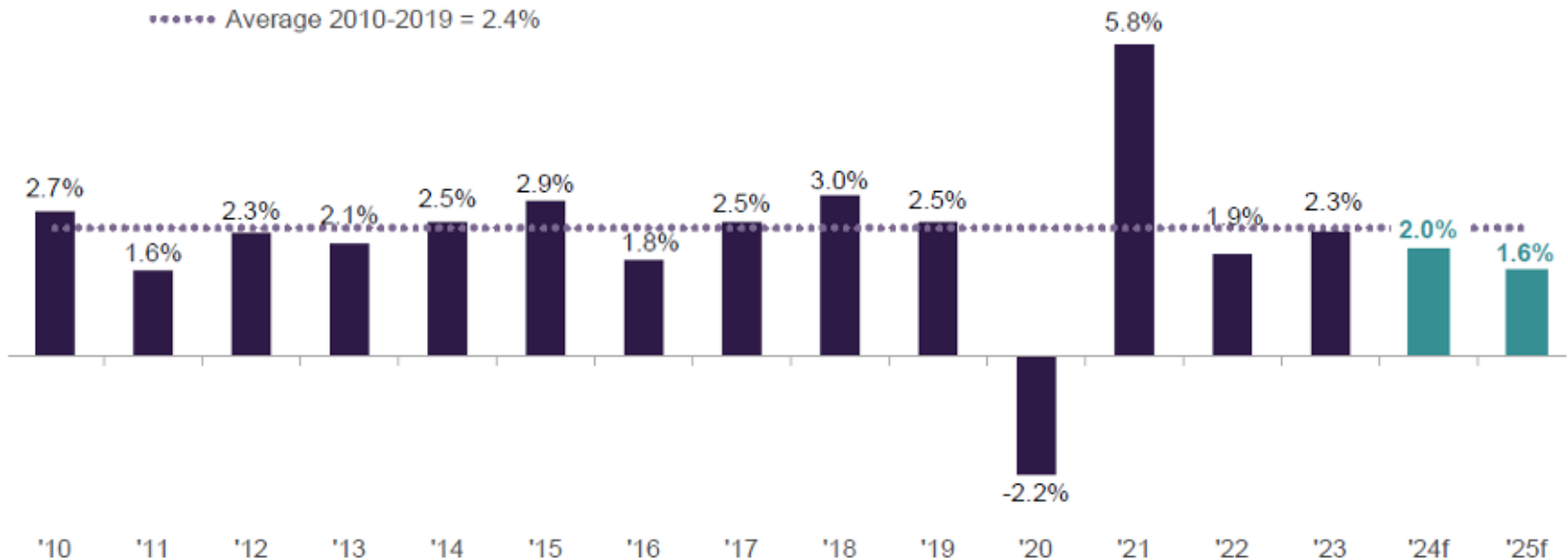
U.K. 2024 GDP estimates



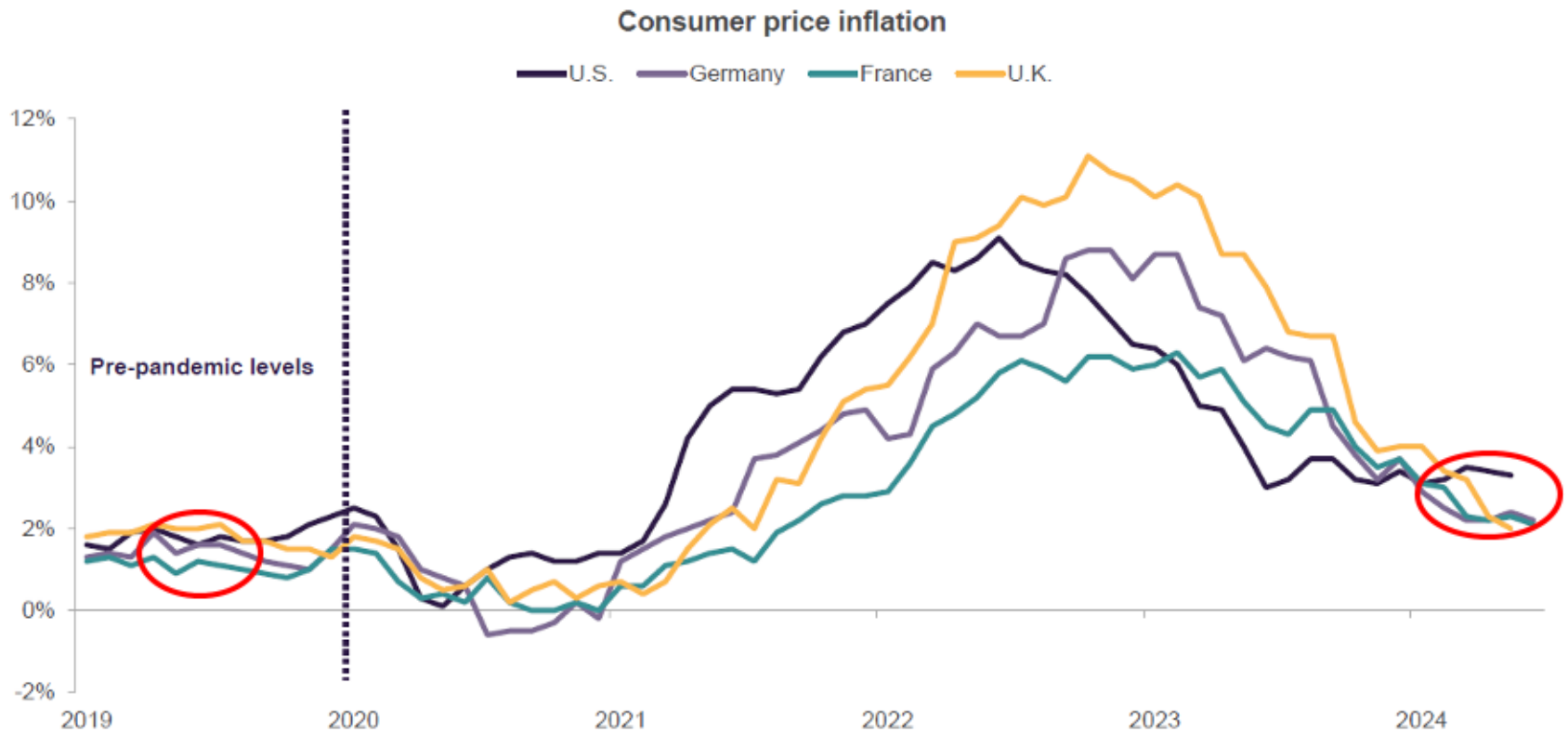
U.S. outlook: We expect modestly slower growth than 2023

OUR TAKE: We expect 2024 GDP growth of 2.0% as the U.S. economy remains resilient as evidenced by solid consumer spending and continued hiring. However, the cumulative impact of higher rates should weigh on growth as compared to 2023.

Growth of gross domestic product (GDP) by year



Global inflation has declined sharply though still above pre-pandemic levels



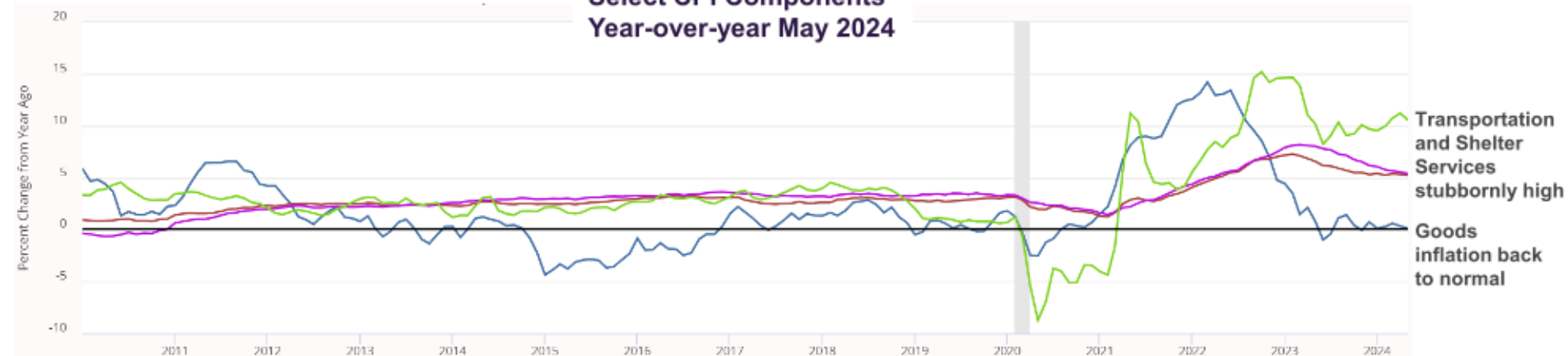
Sources: Truist IAG, Bloomberg. Data through June 2024 expect for U.S. and U.K.

Stickier inflation largely seen in Services sector

OUR TAKE: Goods inflation has retrenched back to its flat pre-pandemic level while Services inflation remains stubbornly high due to Shelter and Transportation components such as proxy home prices, airfares, and auto insurance

- CPI: Goods (-0.7% YOY)
- CPI: Services (+5.3% YOY)
- CPI: Shelter (+5.4% YOY)
- CPI: Transportation Services (+10.5% YOY)

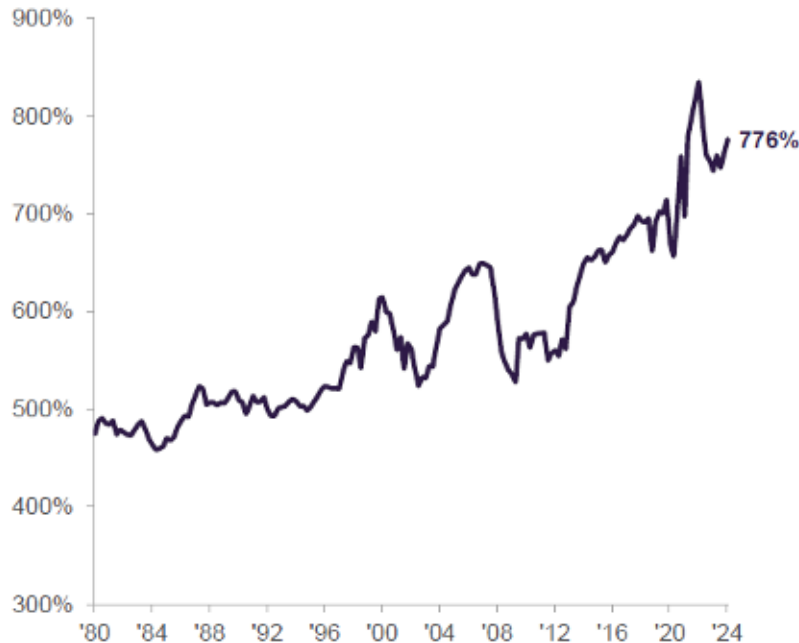
Select CPI Components
Year-over-year May 2024



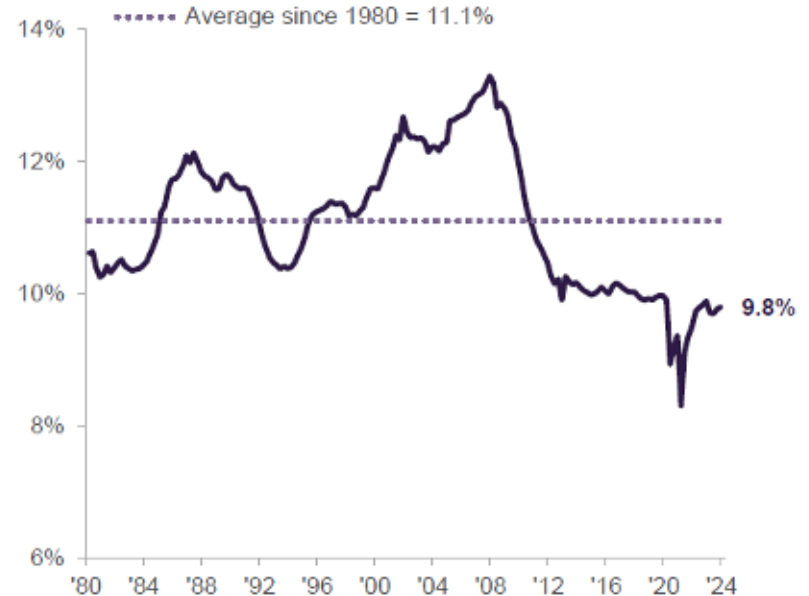
The consumer – over 2/3^{rds} of the U.S. economy – still in generally good shape

OUR TAKE: Delinquencies have begun to normalize after being depressed during the pandemic period, yet nearly 97% of consumers remain current on their payments.

Household net worth to income ratio at record high

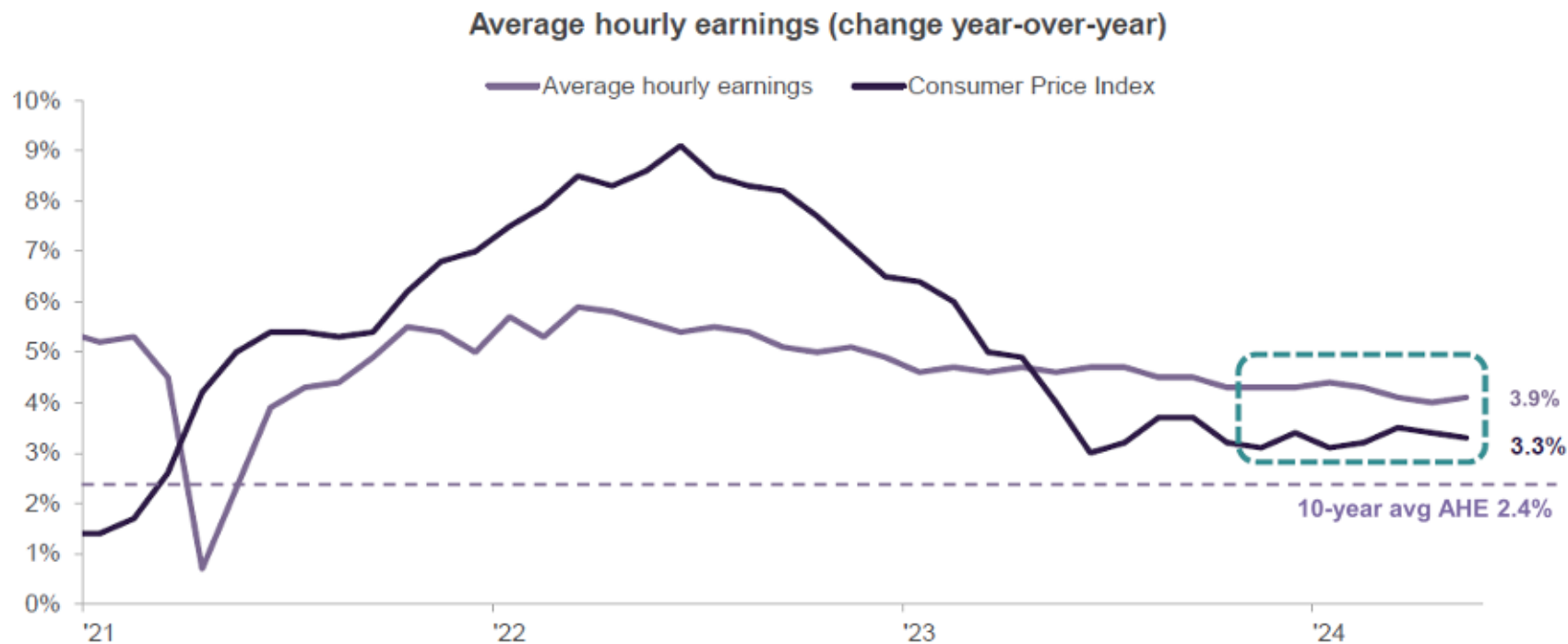


Household debt service ratio

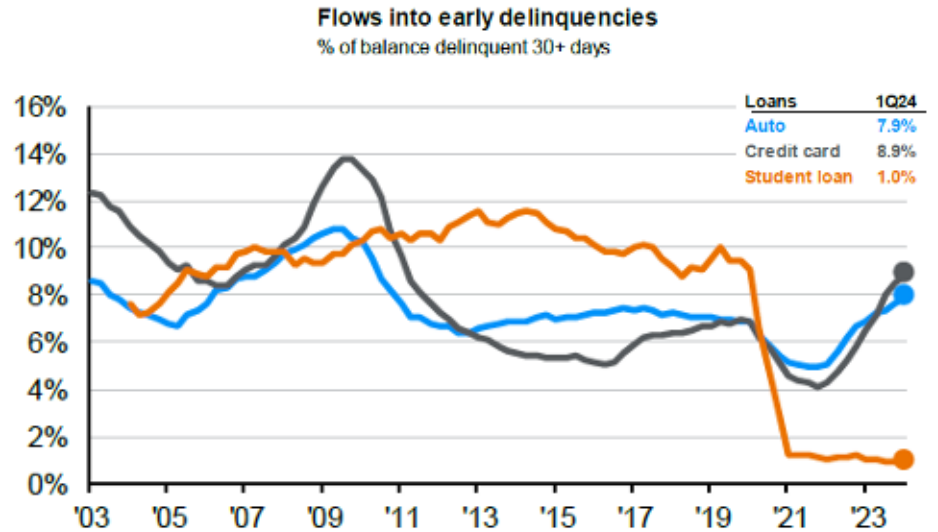
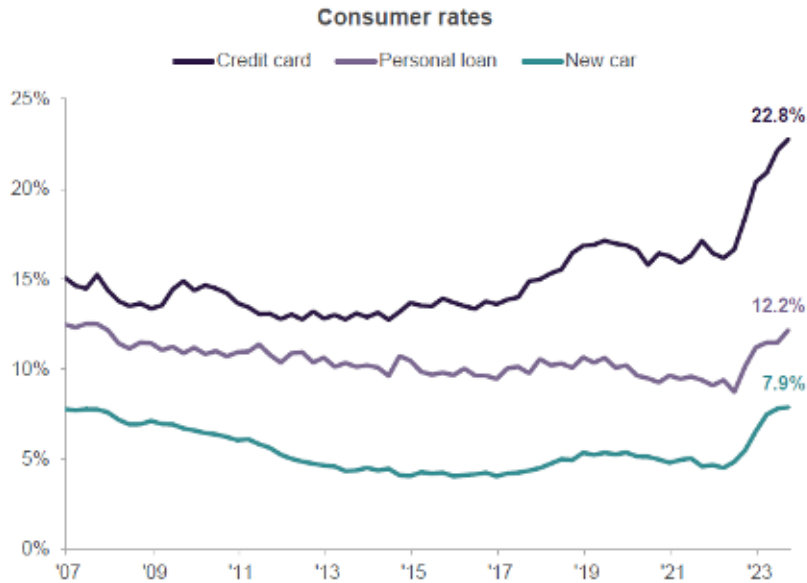


Wages growing above inflation, helping consumers

OUR TAKE: Wage growth is running at 3.9%, well above the pre-pandemic average of 2.4%. Moderating inflation has helped consumers get some additional breathing room in their personal budgets

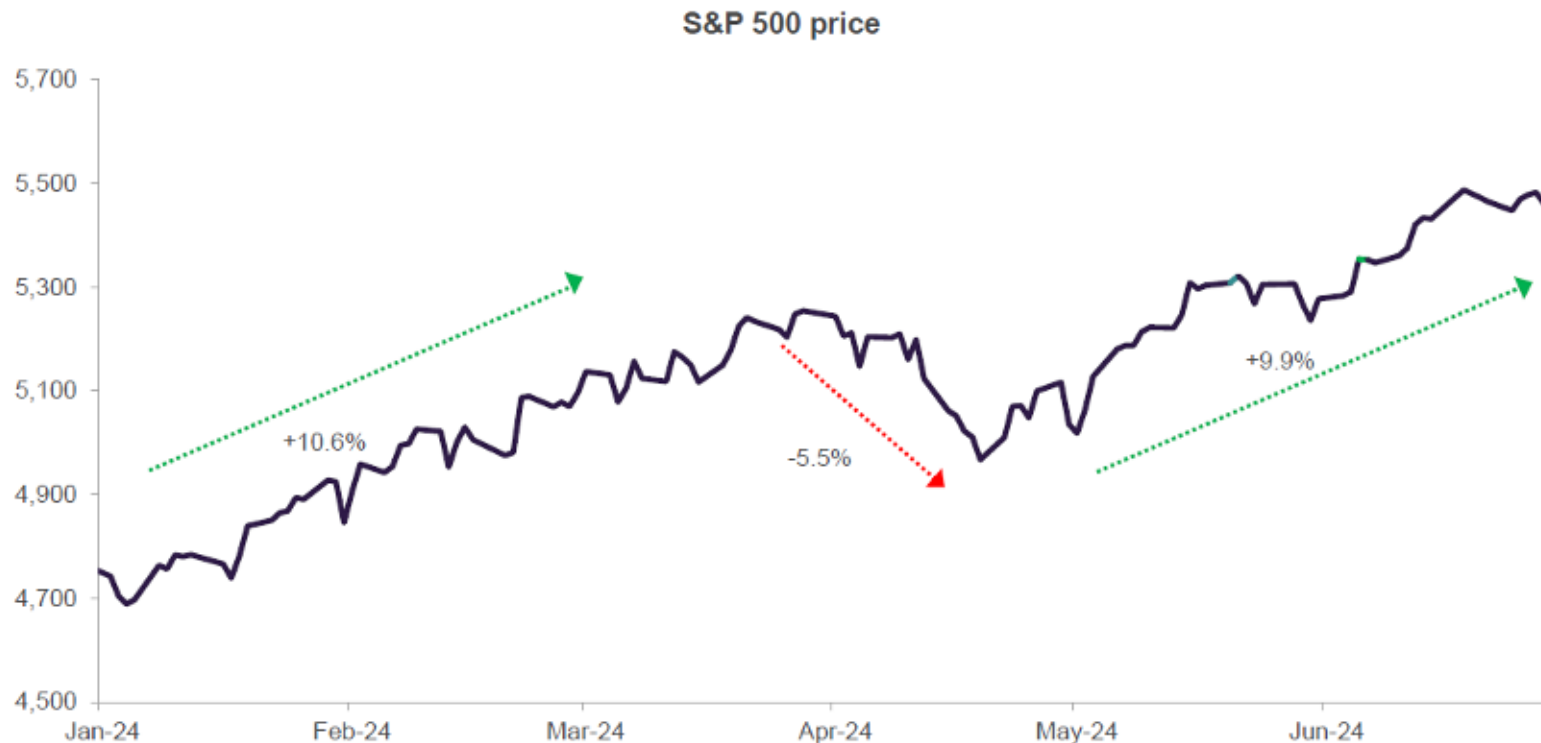


Higher-for-longer interest rates do have a cumulative impact



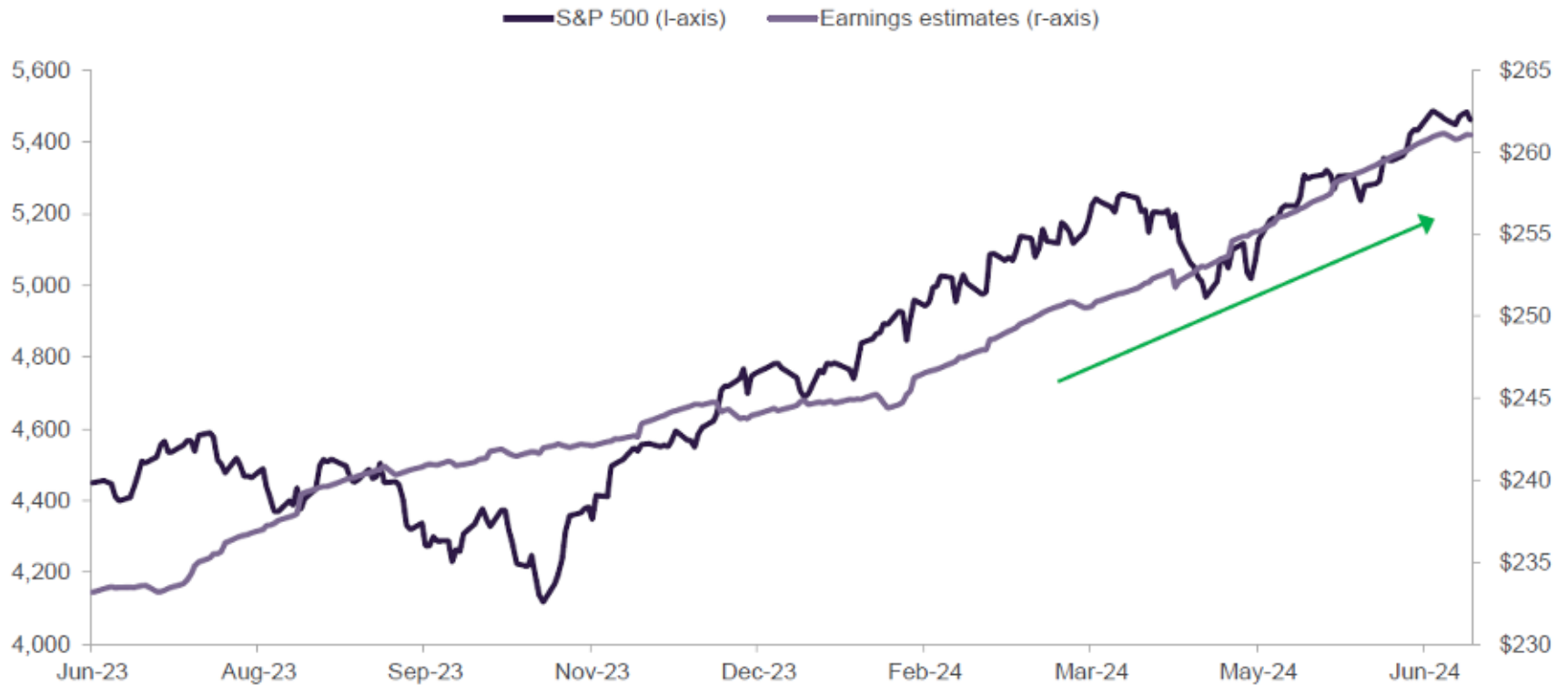
S&P 500 rebounded strongly following first 5% pullback of the year

OUR TAKE: Historically, once stocks make a record high after not doing so for at least a year, this tends to have bullish implications. This year's strong price action, as well as a 5% pullback is consistent with this.



Forward earnings estimates at a record, supporting stocks

S&P 500 vs. forward 12-month earnings estimates



Sources: Truist IAG, FactSet. Past performance does not guarantee future results.

Concentration risks within S&P 500 at record high level

OUR TAKE: The 10 largest stocks in S&P 500 have accounted for majority of market returns since 2023; concentration risk is at an historical high

S&P 500 top 10 weights as % of overall index



Election years tend to see choppiness in the market

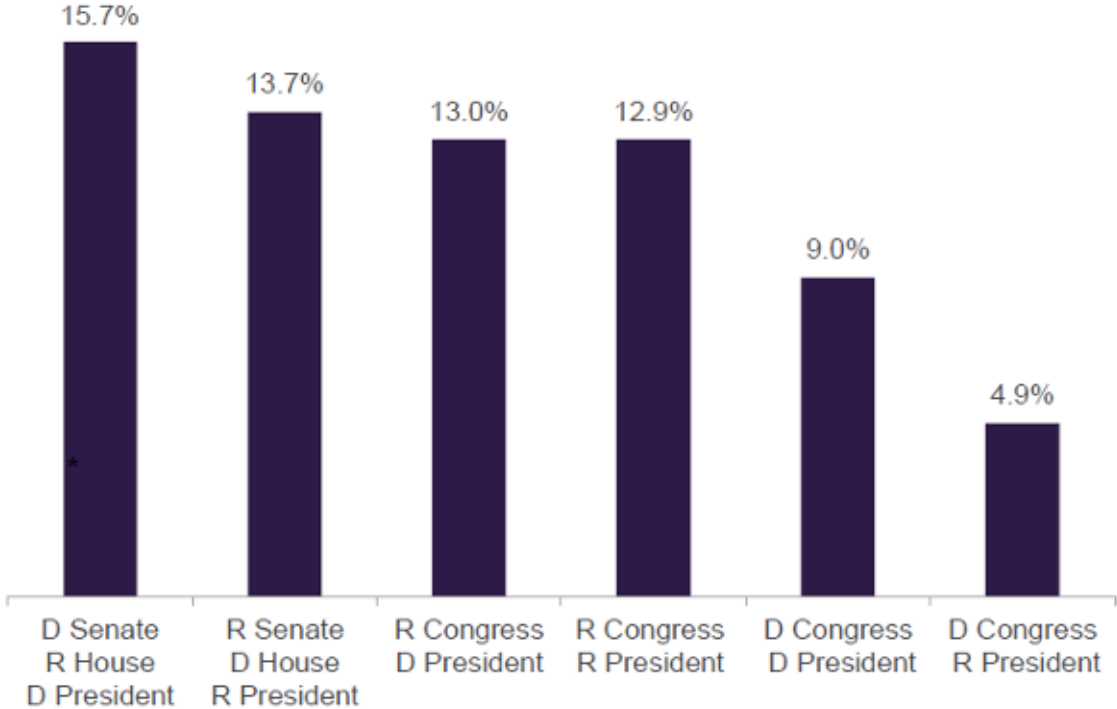
Election years
S&P 500 - Average calendar path since 1950



Market has done fine under a wide range of partisan control

OUR TAKE: Factors outside of Washington tend to have greater market impact. For this year, the ability of the Federal Reserve to engineer a soft landing and the path of inflation will have a greater impact on the market than the results of the 2024 election.

Average annual S&P 500 returns under partisan control
1933 to 2023



Sources: Truist IAG, FactSet. Strategas. Past performance does not guarantee future results.

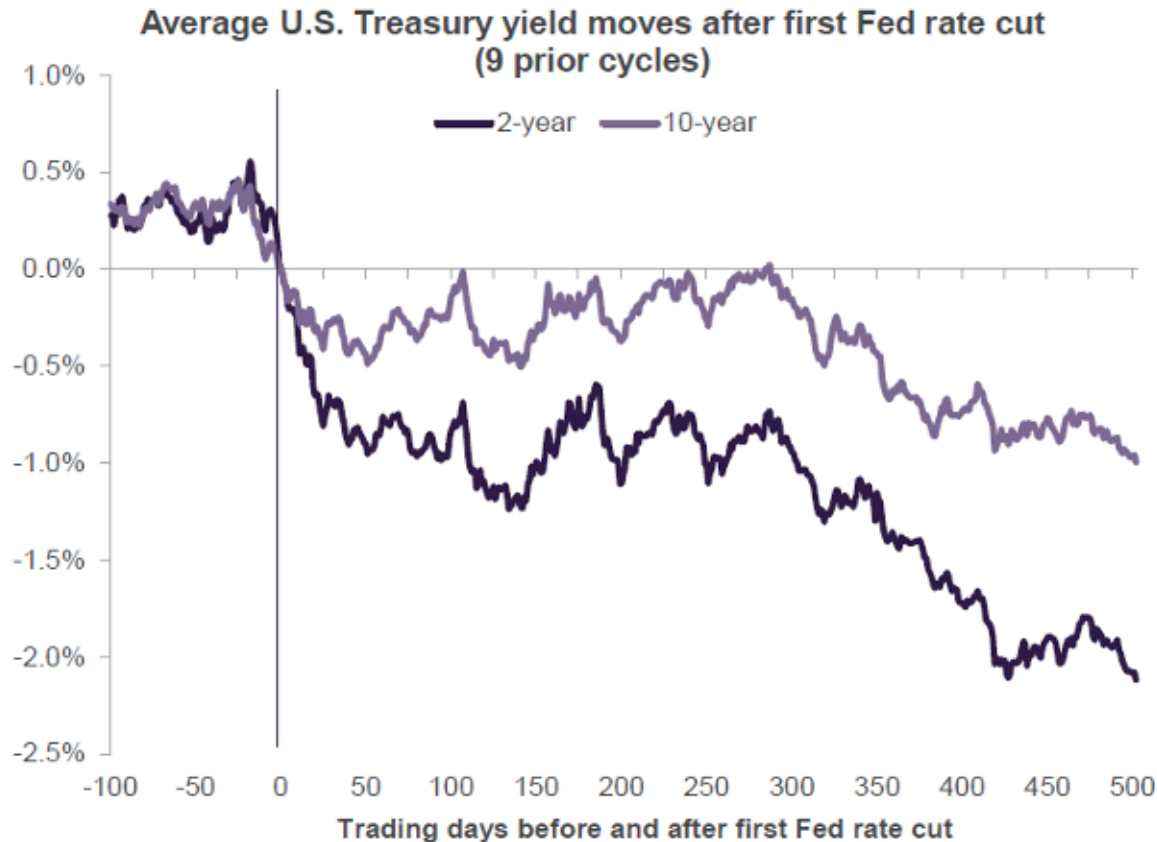
U.S. Treasury 10-year yield near fair value for now, trending lower long-term

OUR TAKE: *Intermediate and long U.S. bond yields remain elevated relative to recent history. As we progress through 2024, we expect yields to trend lower as inflation cools, growth moderates, and the Fed begins to cut interest rates. However, sticky inflation, federal deficits, and robust government debt issuance may create periodic disruptions and limit how far yields can fall in the near term.*



Yields tend to fall, curve typically steepens after first Fed rate cut

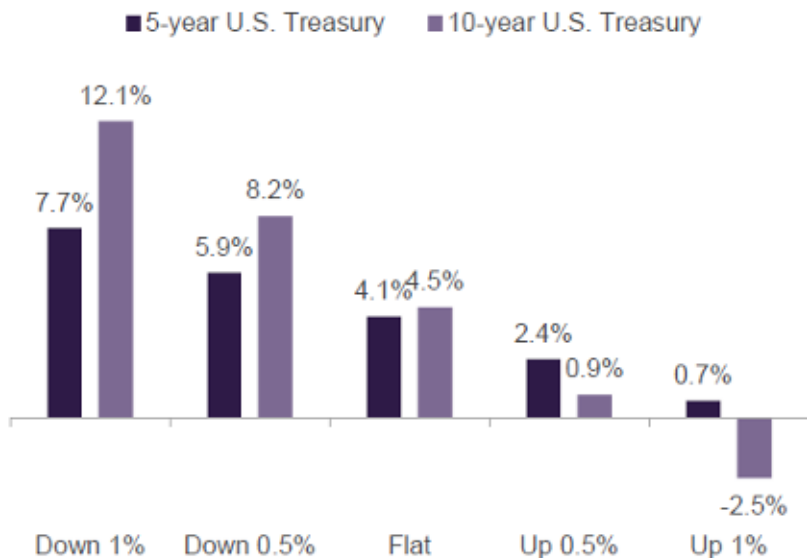
OUR TAKE: Treasury yields typically decline in the months following the start of a Fed rate cut cycle. Importantly, however, recent Fed rate cut cycles have not been to combat higher inflation like today's environment. As such, the 2-year yield will fall in tandem with Fed rate cuts but the 10-year yield might stay range-bound at higher levels near-term.



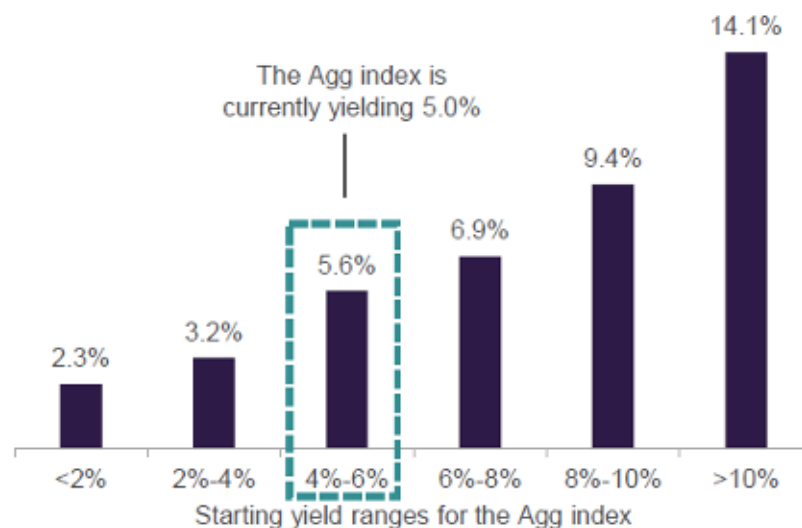
Starting points matter for fixed income returns

OUR TAKE: *Income is the primary driver of core fixed income returns. The move to higher yields leaves high quality fixed income more capable of providing critical income and portfolio ballast moving forward.*

Projected bond total returns in various interest rate scenarios - next 12 months



U.S. Agg 5-year average returns by starting yield range



Investment Review

Activity Summary

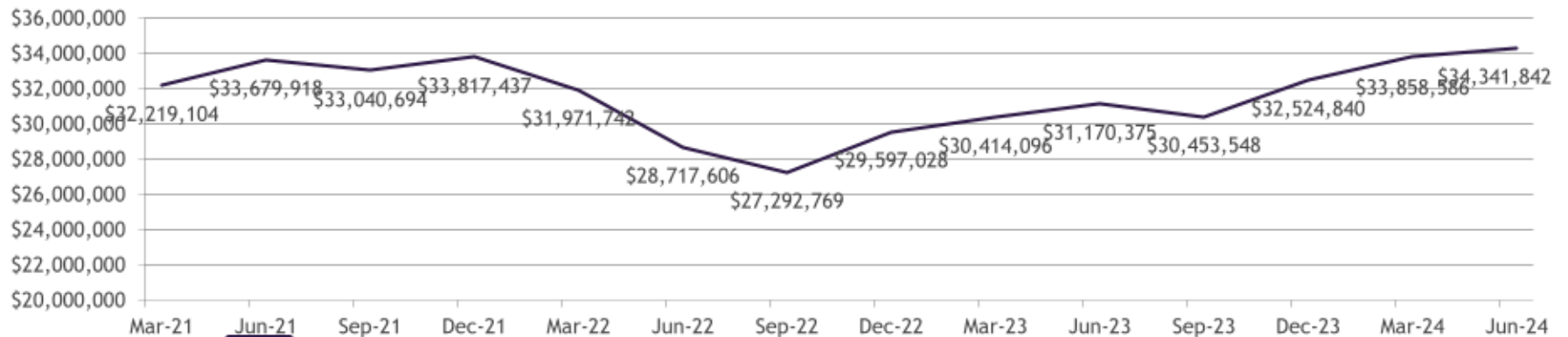
Quarterly

Period Ending June 30, 2024	
Beginning Market Value	\$33,858,586
Beginning Accrued Income	\$67,330
Beginning Portfolio Value	\$33,925,916
Contributions	\$158,626
Withdrawals	(\$110,521)
Gain (Loss)	\$205,259
Interest and Dividends	\$240,351
Net Accrued Income	\$10,459
Ending Market Value	\$34,341,842
Ending Accrued Income	\$77,789
Ending Portfolio Value	\$34,419,631

YTD

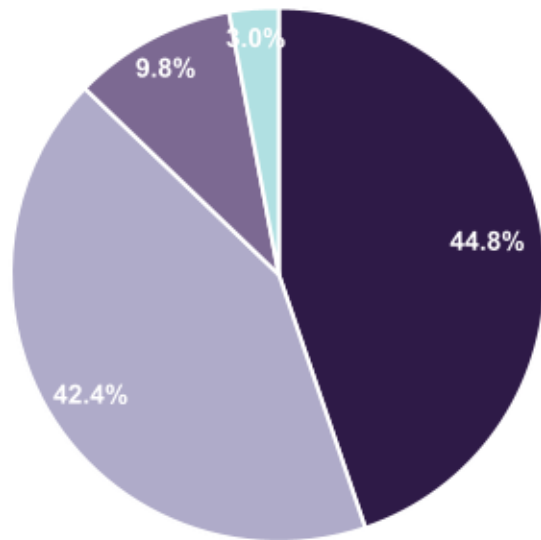
Period Ending June 30, 2024	
Beginning Market Value	\$32,473,975
Beginning Accrued Income	\$50,865
Beginning Portfolio Value	\$32,524,840
Contributions	\$253,306
Withdrawals	(\$200,094)
Gain (Loss)	\$1,396,584
Interest and Dividends	\$444,995
Net Accrued Income	\$26,924
Ending Market Value	\$34,341,842
Ending Accrued Income	\$77,789
Ending Portfolio Value	\$34,419,631

Quarterly Market Value Trends



Excludes accrued income.
Source: First Rate Advisor

Portfolio Composition



- Domestic Equity
- Fixed Income
- International Equity
- Cash

Period Ending June 30, 2024

	Vehicle	Current Market Value	Current Allocation	Prior Allocation	IPS Ranges	IPS Ranges	Expense Ratio
Total Portfolio		\$34,419,631	100.0%	100.0%			0.14%
Total Equities		\$18,773,509	54.5%	56.2%	55.0%	45-65%	
Large Cap Equities		\$13,331,504	38.7%	39.9%	35.0%	20-60%	
iShares DJ Select Dividend	ETF	\$1,151,125	3.3%	3.5%			0.38%
Vanguard Institutional Index	MF	\$4,863,479	14.1%	13.7%			0.04%
Vanguard Value Index- Admiral	MF	\$2,089,816	6.1%	6.3%			0.05%
Vanguard Russell 1000 Growth ETF	MF	\$3,970,164	11.5%	10.8%			0.08%
SPDR S&P Dividend	ETF	\$1,256,920	3.7%	5.7%			0.35%
Smid Cap Equities		\$1,014,599	2.9%	3.1%	5.0%	0-10%	
Eaton Vance Atlanta Capital SMID-Cap R6	MF	\$1,014,599	2.9%	3.1%			0.82%
Small Cap Equities		\$1,057,001	3.1%	3.2%	5.0%	0-10%	
iShares Core S&P Small-Cap	ETF	\$1,057,001	3.1%	3.2%			0.06%
International Equities		\$3,370,404	9.8%	10.0%	10.0%	0-25%	
iShares Core MSCI EAFE ETF	ETF	\$1,573,164	4.6%	4.7%			0.07%
Artisan International Value Instl	MF	\$1,797,240	5.2%	5.2%			1.03%
Total Fixed Income		\$14,602,818	42.4%	40.2%	45.0%	35-55%	
Corporate Obligations	MA	\$2,555,634	7.4%	7.6%			0.00%
Foreign Bonds	MA	\$286,047	0.8%	0.9%			0.00%
U.S. Govt Bds	MA	\$482,349	1.4%	1.4%			0.00%
U.S. Treasury Bills	MA	\$1,125,355	3.3%	2.0%			0.00%
DFA Intermediate Govt Fixed-Income I	MF	\$2,756,547	8.0%	6.3%			0.12%
Vanguard Total Bond Market	MF	\$7,396,887	21.5%	22.0%			0.04%
Total Cash Equivalents		\$1,043,304	3.0%	3.6%	0.00%	0-25%	

Portfolio Yield	2.382%
Estimated Annual Income	\$817,914.34



Investment Performance

Period Ending June 30, 2024								
Account	1 Month	Quarter	YTD	1 Year	3 Years	5 Years	10 Years	Inception to Date
Total Portfolio	1.15%	1.31%	5.68%	11.59%	1.65%	5.01%	5.19%	6.31%
Total Portfolio (Net of Fees)	1.13%	1.25%	5.55%	11.31%	1.40%	4.75%	4.90%	6.00%
Policy Benchmark*	2.04%	2.05%	7.02%	13.11%	3.24%	7.47%	6.98%	7.74%
Prior Benchmark*	1.83%	1.78%	6.04%	11.77%	2.41%	6.53%	6.23%	6.94%
Total Equities	1.41%	2.04%	10.43%	18.82%	4.75%	9.61%	8.57%	9.75%
Domestic Equities	2.15%	2.35%	11.52%	20.27%	5.73%	10.20%	9.12%	10.49%
S&P 500	3.59%	4.28%	15.29%	24.56%	10.01%	15.05%	12.86%	13.98%
DJ US Select Dividend	-2.03%	-1.01%	5.03%	11.44%	5.27%	8.33%	8.77%	11.11%
Russell Mid Cap	-0.66%	-3.35%	4.96%	12.88%	2.37%	9.46%	9.04%	11.02%
Russell 2000	-0.93%	-3.28%	1.73%	10.06%	-2.58%	6.94%	7.00%	9.07%
International Equities - Developed	-1.91%	0.61%	5.58%	12.46%	0.83%	8.69%	--	--
MSCI EAFE	-1.61%	-0.42%	5.34%	11.54%	2.89%	6.46%	4.33%	5.36%
Total Fixed Income	0.90%	0.28%	-0.33%	2.95%	-2.72%	-0.32%	1.56%	2.73%
Bloomberg Aggregate	0.95%	0.07%	-0.71%	2.63%	-3.02%	-0.23%	1.35%	1.76%
Total Short Term	0.39%	1.27%	2.54%	5.21%	3.00%	2.05%	1.40%	--

*Policy Benchmark consists of 45% S&P 500, 10% MSCI ACWI ex US, 45% Bloomberg Barclays Aggregate.

*Prior Benchmark consists of 38% S&P 500, 12% MSCI ACWI ex US, 50% Bloomberg Barclays Aggregate.

Policy Benchmark effective as of March 2023.

Inception begins August 1, 2011

Returns greater than one year are annualized

Source: First Rate Advisor

Manager Performance

Period Ending June 30, 2024									
Assets	Ticker Symbol	1 Month	Quarter	YTD	1 Year	3 Years	5 Years	10 Years	Net Expense Ratio
Large Cap Equities									
Vanguard Russell 1000 Growth ETF	VONG	6.74%	8.31%	20.65%	33.44%	11.22%	19.26%	16.23%	0.08%
<i>Russell 1000 Growth</i>		6.74%	8.33%	20.70%	33.48%	11.28%	19.34%	16.33%	--
Vanguard Value Index Adm	VVIAX	0.22%	-0.94%	8.73%	15.84%	7.99%	10.50%	9.88%	0.05%
<i>Russell 1000 Value</i>		-0.94%	-2.17%	6.62%	13.06%	5.52%	9.01%	8.23%	--
SPDR S&P Dividend	SDY	-1.72%	-2.68%	3.04%	6.51%	4.05%	7.71%	9.03%	0.35%
iShares Select Dividend ETF	DVY	-2.06%	-1.11%	4.83%	11.00%	4.85%	7.89%	8.34%	0.38%
<i>Dow Jones US Select Dividend</i>		-2.03%	-1.01%	5.03%	11.44%	5.27%	8.33%	8.77%	--
Vanguard Institutional Index	VINIX	3.59%	4.28%	15.27%	24.51%	9.97%	15.01%	12.83%	0.04%
<i>S&P 500</i>		3.59%	4.28%	15.29%	24.56%	10.01%	15.05%	12.86%	--
SMid Cap Equities									
Eaton Vance Atlanta Capital SMID-Cap R6	ERASX	-0.95%	-2.98%	6.38%	15.53%	5.85%	9.94%	11.83%	0.82%
<i>Russell 2500</i>		-1.50%	-4.27%	2.35%	10.47%	-0.29%	8.31%	7.99%	--
Small Cap Equities									
iShares Core S&P Small-Cap	IJR	-2.27%	-3.13%	-0.75%	8.60%	-0.34%	8.00%	8.19%	0.06%
<i>S&P Small Cap 600</i>		-2.28%	-3.11%	-0.72%	8.66%	-0.26%	8.06%	8.24%	--

Source: Morningstar & First Rate Advisor

Manager Performance

Period Ending June 30, 2024									
Assets	Ticker Symbol	1 Month	Quarter	YTD	1 Year	3 Years	5 Years	10 Years	Net Expense Ratio
International Equities									
Artisan International Value Instl	APHKX	-1.83%	1.50%	6.01%	13.71%	7.24%	10.90%	6.97%	1.03%
<i>MSCI EAFE</i>		-1.61%	-0.42%	5.34%	11.54%	2.89%	6.46%	4.33%	--
iShares Core MSCI EAFE ETF	IEFA	-2.33%	-0.48%	4.83%	10.81%	2.19%	6.35%	4.51%	0.07%
<i>MSCI EAFE IMI</i>		-1.81%	-0.62%	4.66%	11.02%	1.96%	6.13%	4.31%	--
Fixed Income									
DFA Intermediate Govt Fixed-Income I	DFIGX	1.07%	0.15%	-0.72%	1.86%	-3.48%	-0.70%	1.00%	0.12%
<i>Bloomberg US Government</i>		1.00%	0.11%	-0.83%	1.61%	-3.19%	-0.61%	0.92%	--
Vanguard Total Bond Market Index I	VBTIX	0.94%	0.18%	-0.61%	2.77%	-2.99%	-0.19%	1.35%	0.04%
<i>Bloomberg US Aggregate Bond</i>		0.95%	0.07%	-0.71%	2.63%	-3.02%	-0.23%	1.35%	--

Source: Morningstar & First Rate Advisor

Appendix

Important Disclosures

Truist Foundations and Endowments Specialty Practice

Banking and trust products and services are provided by Truist Bank, F/K/A SunTrust Bank or BB&T (“Truist Bank”). Truist Bank may use or offer the services of affiliate companies as well as third party entities to achieve your banking and investment objectives. Where applicable, any affiliations and all pertinent provider information will be disclosed in accompanying agreements and prospectuses.

Truist Bank, its affiliates, officers, agents, and employees are not authorized to give legal, tax or accounting advice. Only an attorney can draft legal documents, provide legal services and give legal advice. Clients of Truist should retain their own legal counsel, tax advisor, or accountant regarding such legal, tax or accounting matters before entering into any transaction. In addition, employees and agents of Truist Bank and its affiliates are not authorized to practice law, and, therefore, cannot prepare wills, trust agreements, or other estate planning or legal documents.

These materials are educational in nature. The implications and risks of a transaction may be different from client to client based upon each client's unique financial circumstances and risk tolerances.

Securities and Insurance Products and Services: Are not FDIC or any other Government Agency Insured, Are not Bank Guaranteed, May Lose Value

Truist Bank and its affiliates do not accept fiduciary responsibility for all banking and investment account types offered. Please consult with your Truist Bank representative to determine whether Truist Bank and its affiliates have agreed to accept fiduciary responsibility for your account(s) and you have completed the documentation necessary to establish a fiduciary relationship with Truist Bank or an affiliate.

© 2024 Truist Financial Corporation. Truist, BB&T®, SunTrust®, the SunTrust logo, the BB&T logo, and the SunTrust logo are service marks of Truist Financial Corporation. All rights reserved.



**INVESTMENT POLICY
MUNICIPAL CEMETERY SYSTEM
PERPETUAL CARE TRUST FUND
REVISION EFFECTIVE - FEBRUARY 21, 2023**

Table of Contents

	Page
I. PURPOSE	3
II. SCOPE	3
III. DELEGATION OF AUTHORITY	3
IV. INVESTMENT PHILOSOPHY & OBJECTIVES	4
V. PERFORMANCE MEASUREMENTS	5
VI. PRUDENCE AND ETHICAL STANDARDS	6
VII. AUTHORIZED INVESTMENTS	6
VIII. MATURITY AND LIQUIDATION REQUIREMENTS	8
IX. PORTFOLIO COMPOSITION	8
X. RISK AND DIVERSIFICATION	9
XI. THIRD PARTY CUSTODIAL AGREEMENTS	9
XII. MASTER REPURCHASE AGREEMENT	9
XIII. BID REQUIREMENTS	10
XIV. INTERNAL CONTROLS	10
XV. CONTINUING OF EDUCATION	10
XVI. REPORTING	10
XVII. EXHIBITS	10

Investment Policy Statement (IPS) for City of Fort Lauderdale Cemetery Trust Fund

I. PURPOSE

The purpose of this Investment Policy Statement (IPS) is to establish cash management and investment guidelines for the City of Fort Lauderdale Cemetery Perpetual Trust Fund.

II. SCOPE

The City Cemetery System Rules and Regulations (Regulations) established a Perpetual Care Trust to provide for the on-going care of all plots, crypts, niches, markers and memorials sold and installed in the Cemetery System. The same Regulations designate the Cemetery System Board of Trustees (Board) as trustor of the Perpetual Care Trust Fund (Trust Fund).

The Board has adopted these guidelines for the investment of the Trust Fund to be administered in accordance with applicable Florida State Statutes and City Ordinances. To that end, this policy is intended to set forth the procedures, investment objectives and parameters for the management of the Trust Fund in a manner designed to fulfill the requirements of the Board's fiduciary responsibilities.

In accordance with the Regulations, a trustee to manage the Trust Fund (Managing Trustee) has been recommended to and approved by the City Commission. The Managing Trustee is, and future Managing Trustees must be, a bank or other investment counselor licensed by the state to handle the investment of fiduciary funds.

III. DELEGATION OF AUTHORITY

Section 10-46(a) of the Code of Ordinances of the City of Fort Lauderdale, Florida provides that the Cemetery System Board of Trustees shall be the trustor of and shall recommend to the City Commission a trustee to manage the Perpetual Care Trust Fund. The managing trustee shall be a bank or other investment counselor licensed by the State to handle the investment of fiduciary funds.

IV. INVESTMENT PHILOSOPHY & OBJECTIVES

Balanced Objective

The foremost objective of this investment program is the safety and preservation of the corpus of the fund. Consistent with their respective investment styles and philosophies, investment managers should make reasonable efforts to preserve the corpus of the

fund, understanding that losses may occur in individual securities and in any one particular year.

The definition of Balanced objective is as follows: This Balanced approach is designed to offer the potential for capital appreciation and current income through a 45% to 65% allocation to equities (long term target of 55%) and 35% to 55% allocation to fixed-income securities (long term target 45%).

The City's goal is to achieve an equal balance between maintaining purchasing power through principal appreciation of the trust fund and generating income to support its expenditures. All management fees are charged to income as they are incurred.

Maintenance of Liquidity

The Board determines eligible re-imbursement payments to the City on a bi-monthly basis. Since reimbursements are limited to the dividend and interest income of the Trust Fund, the Managing Trustee is able to determine the maximum liquidity position required to meet the bi-monthly (every two months) reimbursement requirements. It is the responsibility of the City to provide the Managing Trustee with any extraordinary disbursement projections in sufficient time to meet liquidity needs. The portfolios shall be managed by the Managing Trustee with the understanding that funds are to be available to meet reasonably anticipated cash flow requirements in an orderly manner.

The Regulations explicitly mandate that only the income generated by the Trust Fund can be expended. Deposits into the Trust Fund from Cemetery System sales make up the Corpus of the Trust Fund and no part of the Corpus can be expended. Accumulated earnings for all years, which include gains and losses, are not considered to be part of the corpus and may be used for expenditures as described in Section 10-47 of the Code of Ordinances of the City of Fort Lauderdale, provided that such expenditures have been approved by the Board and City Commission, as necessary.

Investment Income

Through a diversification of investments across various asset classes detailed in Section VIII, the investment income goals are two-fold:

- 1) Capital Appreciation of the Trust Fund which is essential to meeting future financial responsibilities.
- 2) Maximizing dividend and interest income, which is primarily used to reimburse the City (see Maintenance of Liquidity above), in order to maintain the cemeteries in top condition and promote a sound business relationship with the public.

V. PERFORMANCE MEASUREMENTS

- A. The Measures of Investment Performance of investment returns on the various asset categories are as follows:

1. The Trust Funds' fixed income portfolio will be compared to the weighted average return of the Bloomberg Barclay's Aggregate Bond Index.
 2. The Trust Funds' domestic equity portfolio will be compared to the weighted average return of the Standard & Poor's 500 Index (S&P 500).
 3. Except for emerging markets, the Trust Funds' international portfolio will be compared to the weighted average return of the Morgan Stanley Europe, Australia, & Far East (EAFE) Index.
 4. The Trust Funds' emerging markets portfolio will be compared to the weighted average return of the MSCI Index for Emerging Markets.
- B. On a quarterly basis, the Board shall evaluate the current and historical performance of the Trust Fund to determine:
1. If the Managing Trustee has performed according to these Policy guidelines; and
 2. How the Managing Trustee has performed in relation to the Measures of Investment Performance for their asset class.

VI. PRUDENCE AND ETHICAL STANDARDS: Pursuant to Florida Probate Statute 518.11

- A. The Board will adhere to the standard of a Prudent Investor within the context of the overall management of the Cemetery Trust Fund investment program.
- B. Any person or firm, such as the Managing Trustee, retained concerning the investment, monitoring, or advisement of Trust Fund assets will be held to the highest standard of Prudent Investor. Such person or firm will exercise the judgment, care, skill, prudence, and diligence under the circumstances then prevailing, which persons of prudence, discretion, and intelligence, acting in a like capacity and familiar with such matters would use in the conduct of an enterprise of like character and with like aims.

VII. AUTHORIZED INVESTMENTS

- A. Trust Fund placed with the Managing Trustee is to be invested only in those authorized classes of investment as contained in this Policy. Investments should be made subject to Trust Fund cash flow needs and such cash flows are subject to revision due to changes in Trust Fund needs and market conditions.
- B. The authorized classes of investments for the Trust Fund are as follows:
1. Bonds, securities, and certificates of indebtedness of the United States government;

2. Obligations guaranteed as to principal and interest by the United States government;
3. Obligations guaranteed as to principal and interest by government sponsored agencies of the United States government;
4. The Florida Local Government Surplus Funds Trust Fund (SBA);
5. Commercial Paper rated A-1 or P-1 by a nationally recognized rating service. If the Commercial Paper is backed by a Letter of Credit (LOC), the long-term debt of the LOC provider must be rated A or better by at least two nationally recognized rating services;
6. Bankers Acceptances of United States banks or a federally chartered domestic office of a foreign bank, which are eligible for purchase by the Federal Reserve System, rated A-1 or P-1 by a nationally recognized rating service;
7. Corporate bonds or notes (other than high yield bond funds authorized in 14 below), registered or unregistered under Rule 144A, issued by firms organized and operating within the United States or by depository institutions licensed by the United States rated A or better by a nationally recognized rating service at the time of purchase. (Rule 144A bonds or notes must include rights of registration. Any bond or note that falls below investment quality must be eliminated expeditiously unless the Board is notified for the reason or rational to be held);
8. General Obligation and/or Revenue Bonds of state or local government taxable or tax-exempt debt rated A or higher, for long term debt, by a nationally recognized rating service or rated at least MIG-2 or SP-2, for short term debt, by a nationally recognized rating service;
9. Intergovernmental investment pools authorized pursuant to the Florida Inter-local Cooperation Act, provided in Section 163.01, Florida Statutes.
10. Common and preferred stocks from domestic and foreign corporations;
11. Mutual Funds and co-mingled Trust Funds, including real estate investment trusts (REITs), providing the underlying investments meet the minimum quality standards of trust investments;
12. Repurchase agreements composed of only those investments authorized in numbers 1, 2, and 3 (above) (All firms are required to sign the Trust Funds' Master Repurchase Agreement prior to the execution of a repurchase agreement transaction); and
13. High Yield Bond Mutual Funds not to exceed 5% of the total portfolio value of the Trust Fund.

VIII. MATURITY AND LIQUIDATION REQUIREMENTS

- A. The maximum maturity of Trust Fund investments will be as follows:
 - 1. For certificates of deposit, 1 year or less from the date of purchase.
 - 2. For commercial paper, 180 days or less from the date of purchase.
 - 3. For banker's acceptances, 180 days or less from the date of purchase.
 - 4. For money market funds, 120 days or less from the date of purchase.
 - 5. For repurchase agreements, 90 days or less from the date of purchase.
- B. To the extent possible, every attempt should be made to match investment maturities with known cash needs and anticipated cash-flow requirements.

IX. PORTFOLIO COMPOSITION

- A. The Managing Trustee will adhere to the following specific guidelines for the investment of Trust Fund assets:
 - 1. A maximum of 65% of the Trust Fund is to be invested in equity securities; the long-term targeted range is 55%.
 - 2. A minimum of 35% of the Trust Fund is to be invested in fixed income securities; the long-term targeted range is 45%.
 - 3. A maximum of 25% and a minimum of 0% of the Trust Fund are to be invested in cash equivalents.
 - 4. A maximum of 5% of the Trust Fund may be invested in High Yield Bond Mutual Funds.
- B. The Board will consider changes to the investment category ranges based on changes in contractual obligations of the Cemetery System, market environment or other conditions making such consideration appropriate toward administering this investment policy.

X. RISK AND DIVERSIFICATION

- A. The Board has adopted a strategy, described in Sections V, VI and VII, whereby the Trust Fund portfolio will be diversified to the extent practicable to control the risk of

loss which might result from an over-concentration of investments in a specific security, maturity, issuer, dealer, or bank through which financial instruments are bought or sold.

- B. In a further effort to control the risk of loss and assure adequate diversification, the following limitations are imposed upon the investment of Trust Funds:
1. A maximum of 5% investment in the outstanding common stock of any one company or organization;
 2. A maximum of 5% investment in the outstanding debt issuance of any one company or organization except for U.S. Government Securities or Agencies; and
 3. In International equities, a maximum of 20% of the total international portfolio investment in any foreign country.
 4. A maximum of 25% investment in any one mutual fund.

XI. THIRD-PARTY CUSTODIAL AGREEMENTS

All securities will be held with the Custodial Bank (Bank) under a contractual agreement with the Board. All securities purchased by and all collateral obtained by the Investment Manager or the Board is designated as assets of the Trust Fund. No withdrawal of securities, or transfer of funds, in whole or in part, can be made from safekeeping except by authorization of the Board. Securities transactions between a broker-dealer and the Bank involving purchase or sale of securities by transfer of money or securities must be made on a "delivery vs. payment" basis, if applicable, to ensure that the Bank will have the security or money, as appropriate, in hand at the conclusion of the transaction.

XII. MASTER REPURCHASE AGREEMENT

All approved institutions and dealers transacting repurchase agreements shall execute and perform as stated in the Master Repurchase Agreement. All repurchase agreement transactions shall adhere to the requirements of the Master Repurchase Agreement.

XIII. BID REQUIREMENTS

The Managing Trustee shall obtain competitive bids and offers on investment transactions to the fullest extent possible.

XIV. INTERNAL CONTROLS

- A. The Director of Finance shall establish a system of internal controls and written operational procedures to be a part of the operational procedures of the Trust Fund. The internal controls should be designed to prevent losses of funds, which might arise from fraud, employee error, and misrepresentation, by third parties, or imprudent actions by employees. The written procedures should include reference to safekeeping, repurchase agreements, separation of transaction authority from accounting and record keeping, wire transfer agreements, banking service contracts, collateral/depository agreements, and “delivery vs. payment” procedures. No person may engage in an investment transaction except as authorized under the terms of this policy.
- B. Independent auditors, as a normal part of their annual financial audits, may conduct a review of the system of internal controls to ensure compliance with policies and procedures.

XV. CONTINUING EDUCATION

Any designated City officials responsible for making investment decisions related to this policy have the responsibility for completing 8 hours of continuing education annually in subjects or courses related to investment practices and products.

XVI. REPORTING

The Managing Trustee shall provide periodic reports, which are to include securities in the portfolio by class or type, book value, income earned, and market value as of the report date. Such reports shall be made available for submission to the City Commission, the Board and shall be available to the public.

XVIII. EXHIBITS

- 1. Portfolio Guidelines Page 11
- 2. Glossary of Terms Page 12

CEMETERY TRUST FUND PORTFOLIO GUIDELINES

Asset Class	Target	Range	Benchmark	Morningstar Peer Group
TOTAL EQUITY	55%	45-65%		
DOMESTIC	45%	25-65%		
Large Cap	35%	20-60%	S&P 500 & Dow Jones Select Dividend	Large-Cap Blend Equity
Mid Cap	5%	0-10%	Russell Mid Cap	Mid-Cap Equity
Small Cap	5%	0-10%	Russell 2000	Small-Cap Equity
US REITs	0%	0-10%	NAREIT Equity	Real Estate
INTERNATIONAL	10%	0-25%		
Developed	8%	0-25%	MSCI EAFE	Foreign Large Blend
Emerging	2%	0-10%	MSCI Emerging Markets	Diversified Emerging Markets
FIXED INCOME	45%	35-55%		
Core Investment Grade	43%	35-55%	Barclays Aggregate	Intermediate-Term Bond
High Yield	2%	0-10%	Barclays US Corporate High Yield	High Yield Bond
International Developed	0%	0-10%	JPM GBI Global Bond (hedged)	World Bond
International Emerging	0%	0-10%	JPM GBI - EM Global Diversified (un-hedged)	Emerging Markets Bond
ALTERNATIVES	0%	0-10%		
Commodities	0%	0-10%	DJ UBS Commodity Index	Commodities
CASH	0%	0-25%		

Policy Benchmark – the policy benchmark is a passive blended benchmark of:
45% S&P 500
10% MSCI All Country World Index (ACWI) Ex US
45% Barclays US Aggregate

INVESTMENT POLICY ADOPTION

The investment policy shall be adopted by Resolution. The Director of Finance will review the policy annually for modifications and make recommendations to the City Manager. The City Commission shall approve any necessary modifications.

APPROVED AND ADOPTED BY RESOLUTION NO. _____.

Glossary of Terms

Accrued Income: Income earned but not yet paid.

Accrued Interest. Interest earned but which has not yet been paid or received.

Bankers' Acceptance (BA's). A draft or bill of exchange drawn upon and accepted by a bank. Frequently used to finance shipping of international goods. Used as a short-term credit instrument, bankers' acceptances are traded at a discount from face value as a money market instrument in the secondary market on the basis of the credit quality of the guaranteeing bank.

Basis Point. One hundredth of one percent, or 0.01%. Thus 1% equals 100 basis points.

Benchmark. A market index used as a comparative basis for measuring the performance of an investment portfolio. A performance benchmark should represent a close correlation to investment guidelines, risk tolerance and duration of the actual portfolio's investments.

Bond. Financial obligation for which the issuer promises to pay the bondholder (the purchaser or owner of the bond) a specified stream of future cash flows, including periodic interest payments and a principal repayment.

Book Value. The value at which a debt security is reflected on the holder's records at any point in time. Book value is also called "amortized cost" as it represents the original cost of an investment adjusted for amortization of premium or accretion of discount. Also called "carrying value." Book value can vary over time as an investment approaches maturity and differs from "market value" in that it is not affected by changes in market interest rates.

Broker/Dealer. A person or firm transacting securities business with customers. A "broker" acts as an agent between buyers and sellers and receives a commission for these services. A "dealer" buys and sells financial assets from its own portfolio. A dealer takes risk by owning inventory of securities, whereas a broker merely matches up buyers and sellers. See also "Primary Dealer."

Callable: Redeemable by the issuer before the scheduled maturity date.

Common Trust Fund: A fund maintained by a bank or trust company exclusively for the collective investment of money contributed to the fund by customers of its trust department.

Cost Basis: The original cost of an asset.

Coupon: The interest rate, expressed as a percentage of the face amount, that the issuer of a bond will pay to the bondholder.

Current Yield. Annual rate of return on a bond based on its price. Calculated as (coupon rate / price) but does not accurately reflect a bond's true yield level.

Cusip number: An alpha-numeric code used in the securities industry to identify specific issues of securities. SunTrust also uses this field to identify other kinds of assets which are not recognized by the securities industry.

Custody. Safekeeping services offered by a bank, financial institution or trust company, referred to as the "custodian." Service normally includes the holding and reporting of the customer's securities, the collection and disbursement of income, securities settlement and market values.

Dealer. A dealer acts as a principal in all transactions, buying and selling for his own account.

Delivery vs. Payment (DVP). Settlement procedure in which securities are delivered versus payment of cash, but only after cash has been received. Most security transactions, including those through the Fed Securities Wire system and Depository Trust Company (DTC), are done DVP as a protection for both the buyer and seller of securities.

Discount. The amount by which a bond or other financial instrument sells below its face value. See also "Premium."

Diversification. A method of reducing risk by investing in a variety of assets.

Duration. The weighted average maturity of a security's or portfolio's cash flows, where the present values of the cash flows serve as the weights. The greater the duration of a security/portfolio, the greater its percentage price volatility with respect to changes in interest rates. Used as a measure of risk and a key tool for managing a portfolio versus a benchmark and for hedging risk. There are also different kinds of duration used for different purposes (e.g. MacAulay Duration, Modified Duration).

Ex-date (ex-dividend date): Literally "without dividend," or the date on which a stock trades without the value of the dividend being contemplated in the price.

Federal Funds (Fed Funds). Funds placed in Federal Reserve Banks by depository institutions in excess of current reserve requirements, and frequently loaned or borrowed on an overnight basis between depository institutions.

Federal Funds Rate (Fed Funds Rate). The interest rate charged by a depository institution lending Federal Funds to another depository institution. The Federal Reserve influences this rate by establishing a "target" Fed Funds rate associated with the Fed's management of monetary policy.

Federal Reserve Bank. One of the 12 distinct banks of the Federal Reserve System.

Federal Reserve System (The Fed). The independent central bank system of the United States that establishes and conducts the nation's monetary policy. This is accomplished in three major ways: (1) raising or lowering bank reserve requirements, (2) raising or lowering the target Fed Funds Rate and Discount Rate, and in open market operations by buying and selling government securities. The Federal Reserve System is made up of twelve Federal Reserve District Banks, their branches, and many national and state banks throughout the nation. It is headed by the seven-member Board of Governors known as the "Federal Reserve Board" and headed by its Chairman.

Fiscal Agent/Paying Agent. A bank or trust company that acts, under a trust agreement with a corporation or municipality, in the capacity of general treasurer. The agent performs such duties as making coupon payments, paying rents, redeeming bonds, and handling taxes relating to the issuance of bonds.

Index. A compilation of statistical data that tracks changes in the economy or in financial markets.

Internal Controls. An internal control structure designed to ensure that the assets of the entity are protected from loss, theft, or misuse. The internal control structure is designed to provide reasonable assurance that these objectives are met. The concept of reasonable assurance recognizes that 1. the cost of a control should not exceed the benefits likely to be derived and 2. the valuation of costs and benefits requires estimates and judgments by management. Internal controls should address the following points:

1. **Control of collusion** - Collusion is a situation where two or more employees are working in conjunction to defraud their employer.
2. **Separation of transaction authority from accounting and record keeping** - By separating the person who authorizes or performs the transaction from the people who record or otherwise account for the transaction, a separation of duties is achieved.
3. **Custodial safekeeping** - Securities purchased from any bank or dealer including appropriate collateral (as defined by state law) shall be placed with an independent third party for custodial safekeeping.
4. **Avoidance of physical delivery securities** - Book-entry securities are much easier to transfer and account for since actual delivery of a document never takes place. Delivered securities must be properly safeguarded against loss or destruction. The potential for fraud and loss increases with physically delivered securities.
5. **Clear delegation of authority to subordinate staff members** - Subordinate staff members must have a clear understanding of their authority and responsibilities to avoid improper actions. Clear delegation of authority also preserves the internal control structure that is contingent on the various staff positions and their respective responsibilities.
6. **Written confirmation of transactions for investments and wire transfers** - Due to the potential for error and improprieties arising from telephone and electronic transactions, all transactions should be supported by written communications and approved by the appropriate person. Written communications may be via fax if on letterhead and if the safekeeping institution has a list of authorized signatures.
7. **Development of a wire transfer agreement with the lead bank and third-party custodian** - The designated official should ensure that an agreement will be entered into and will address the following points: controls, security provisions, and responsibilities of each party making and receiving wire transfers.

Investment Advisor. A company that provides professional advice managing portfolios, investment recommendations and/or research in exchange for a management fee.

Investment Adviser Act of 1940. Federal legislation that sets the standards by which investment companies, such as mutual funds, are regulated in the areas of advertising, promotion, performance reporting requirements, and securities valuations.

Investment Manager. A company that actively manages fixed income portfolios which include operating funds, capital reserves, insurance reserves, proceeds from the sale of bonds and other funds.

Investment Grade. Bonds considered suitable for preservation of invested capital; bonds rated a minimum of Baa3 by Moody's, BBB- by Standard & Poor's, or BBB- by Fitch. Although "BBB" rated bonds are considered investment grade, most public agencies cannot invest in securities rated below "A."

Liquidity. Relative ease of converting an asset into cash without significant loss of value. Also, a relative measure of cash and near-cash items in a portfolio of assets. Also, a term describing the marketability of a money market security correlating to the narrowness of the spread between the bid and ask prices.

Local Government Investment Pool (LGIP). An investment by local governments in which their money is pooled as a method for managing local funds, (i.e., Florida PRIME).

Market Value. The fair market value of a security or commodity. The price at which a willing buyer would pay for a security.

Mark-to-market. Adjusting the value of an asset to its market value, reflecting in the process unrealized gains or losses.

Master Repurchase Agreement. A widely accepted standard agreement form published by the Bond Market Association (BMA) that is used to govern and document Repurchase Agreements and protect the interest of parties in a repo transaction.

Maturity Date. Date on which principal payment of a financial obligation is to be paid.

Money Market. The market in which short-term debt instruments (bills, commercial paper, bankers' acceptance, etc.) are issued and traded.

Money Market Mutual Fund (MMF). A type of mutual fund that invests solely in money market instruments, such as Treasury bills, commercial paper, bankers' acceptances, and repurchase agreements.

Money market mutual funds are registered with the SEC under the Investment Company Act of 1940 and are subject "rule 2a-7" which significantly limits average maturity and credit quality of holdings. MMFs are managed to maintain a stable net asset value (NAV) of \$1.00. Many MMFs carry ratings by a NRSRO.

Moody's Investors Service. One of several NRSROs that provide credit ratings on corporate and municipal debt issues.

Mutual Fund. Portfolio of securities professionally managed by a registered investment company that issues shares to investors. Many different types of mutual funds exist (bond, equity, money fund); all except money market funds operate on a variable net asset value (NAV).

Net Asset Value. The market value of one share of an investment company, such as a mutual fund. This figure is calculated by totaling a fund's assets which includes securities, cash, and any accrued earnings, subtracting this from the fund's liabilities and dividing this total by the number of shares outstanding. This is calculated once a day based on the closing price for each security in the fund's portfolio. (See below.)

$$\frac{[(\text{Total assets}) - (\text{Liabilities})]}{(\text{Number of shares outstanding})}$$

NRSRO. A "Nationally Recognized Statistical Rating Organization." A designated rating organization that the SEC has deemed a strong national presence in the U.S. NRSROs provide credit ratings on corporate and bank debt issues. Only ratings of a NRSRO may be used for the regulatory purposes of rating. Includes Moody's, S&P, Fitch and Duff & Phelps.

Open Market Operations. Federal Reserve monetary policy tactic entailing the purchase or sale of government securities in the open market by the Federal Reserve System from and to primary dealers in order to influence the money supply, credit conditions, and interest rates.

Par Value: The face amount of a bond.

Pending Trade: A trade that has been placed but not yet settled (see settlement date").

Physical Delivery. Delivery of readily available underlying assets at contract maturity.

Portfolio. Collection of securities and investments held by an investor.

Premium. The amount by which a bond or other financial instrument sells above its face value. See also "Discount."

Pre-refunded: A bond for which the issuer has raised the funds necessary to call the bond by issuing another bond that generally pays a lower coupon.

Principal. Face value of a financial instrument on which interest accrues. May be less than par value if some principal has been repaid or retired. For a transaction, principal is par value times price and includes any premium or discount.

Prudent Investor Standard. Standard that requires that when investing, reinvesting, purchasing, acquiring, exchanging, selling, or managing public funds, a trustee shall act with care, skill, prudence, and diligence under the circumstances then prevailing, including, but not limited to, the general economic conditions and the anticipated needs of the agency, that a prudent person acting in a like capacity and familiarity with those matters would use in the conduct of funds of a like character and with like aims, to safeguard the principal and maintain the liquidity needs of the agency. More stringent than the "prudent person" standard as it implies a level of knowledge commensurate with the responsibility at hand.

Rate of Return. Amount of income received from an investment, expressed as a percentage of the amount invested.

Realized Gains (Losses). The difference between the sale price of an investment and its book value. Gains/losses are "realized" when the security is actual sold, as compared to "unrealized" gains/losses which are based on current market value. See "Unrealized Gains (Losses)."

Repurchase Agreement (Repo). A short-term investment vehicle where an investor agrees to buy securities from a counterparty and simultaneously agrees to resell the securities back to the counterparty at an agreed upon time and for an agreed upon price. The difference between the purchase price and the sale price represents interest earned on the agreement. In effect, it represents a collateralized loan to the investor, where the securities are the collateral. Can be DVP, where securities are delivered to the investor's custodial bank, or "tri-party" where the securities are delivered to a third-party intermediary. Any type of security can be used as "collateral," but only some types provide the investor with special bankruptcy protection under the law. Repos should be undertaken only when an appropriate BMA approved master repurchase agreement is in place.

Reverse Repurchase Agreement (Reverse Repo). A repo from the point of view of the original seller of securities. Used by dealers to finance their inventory of securities by essentially borrowing at short-term rates. Can also be used to leverage a portfolio and in this sense, can be considered risky if used improperly.

Settlement Date: The date by which the property must be delivered, and cash must be paid for an asset traded.

Standard & Poor's. One of several NRSROs that provide credit ratings on corporate and municipal debt issues.

Symbol: The alpha-numeric code used to identify the asset within various pricing services.

Tax cost basis: The original cost of an investment, adjusted for any activity that is incorporated into the calculation of capital gain or loss.

Total Return. Investment performance measured over a period of time that includes coupon interest, interest on interest, and both realized and unrealized gains or losses. Total return includes, therefore, any market value appreciation/depreciation on investments held at period end.

Trade date: The date an asset is traded for later settlement.

Trade date accounting: Uses the trade date as the date upon which to include an asset or cash from a sale in the calculation of market value.

Treasuries. Collective term used to describe debt instruments backed by the U.S. Government and issued through the U.S. Department of the Treasury. Includes Treasury bills, Treasury notes, Treasury Inflation- Protected Securities (TIPS) and Treasury bonds. Also, a benchmark term used as a basis by which the yields of non-Treasury securities are compared (e.g., "trading at 50 basis points over Treasuries").

Treasury Bills (T-Bills). Short-term direct obligations of the United States Government issued with an original term of one year or less. Treasury bills, or T-bills, are sold in terms ranging from a few days to 52 weeks. Bills are typically sold at a discount from the par amount (also called face value). For instance, you might pay \$990 for a \$1,000 bill. When the bill matures, you would be paid \$1,000. The difference between the purchase price and face value is interest. It is possible for a bill auction to result in a price equal to par, which means that Treasury will issue and redeem the securities at par value.

Treasury Bonds. Long-term interest-bearing debt securities backed by the U.S. Government. Issued Treasury bonds pay a fixed rate of interest every six months until they mature and are issued in a term of 30 years.

Treasury Notes. Intermediate interest-bearing debt securities backed by the U.S. Government and issued with maturities ranging from one to ten years by the U.S. Department of the Treasury. Treasury Notes earn a fixed rate of interest every six months until maturity. Notes are issued in terms of 2, 3, 5, 7, and 10 years.

Trustee. A bank designated by an issuer of securities as the custodian of funds and official representative of bondholders. Trustees are appointed to ensure compliance with the bond documents and to represent bondholders in enforcing their contract with the issuer.

Unrealized Gains (Losses). The difference between the market value of an investment and its book value. Gains/losses are "realized" when the security is actual sold, as compared to "unrealized" gains/losses which are based on current market value. See also "Realized Gains (Losses)."

Yield Curve. A graphic depiction of yields on like securities in relation to remaining maturities spread over a timeline. The traditional yield curve depicts yields on Treasuries, although yield curves exist for Federal Agencies and various credit quality corporates as well. Yield curves can be positively sloped (normal) where longer-term investments have higher yields, or "inverted" (uncommon) where longer-term investments have lower yields than shorter ones.

Yield at Market. The percentage return on an investor's money in terms of current prices calculated by dividing the annual income produced by the investment by its current market value.

Yield to Maturity. The rate of return the Investor earns from payments of principal and interest, with interest compounded semi-annually and assuming the bond will be held until maturity (this maturity date is changed and, therefore, the calculation changes when a bond is declared to be "pre-funded").

RESOLUTION NO. 23-54

A RESOLUTION OF THE CITY COMMISSION OF THE CITY OF FORT LAUDERDALE, FLORIDA, AMENDING THE INVESTMENT POLICY FOR THE CITY OF FORT LAUDERDALE'S MUNICIPAL CEMETERY SYSTEM PERPETUAL CARE TRUST FUND AND PROVIDING FOR AN EFFECTIVE DATE.

WHEREAS, Section 218.415, Florida Statutes, requires that investment activity by a unit of local government be consistent with a written investment plan adopted by the governing body; and

WHEREAS, the City Commission of the City of Fort Lauderdale approved the "Investment Policy Municipal Cemetery System Perpetual Care Trust Fund," on April 20, 2004; and

WHEREAS, amendments to the Investment Policy for the Municipal Cemetery System Perpetual Care Trust Fund were approved on January 21, 2021, by the City Commission of the City of Fort Lauderdale; and


WHEREAS, at its Board meeting on January 12, 2023, the Cemetery Board of Trustees unanimously approved certain amendments to the City's Cemetery System Investment Policy, as set forth in Exhibit 1 to the City of Fort Lauderdale's City Commission Agenda Memo No. 23-0186;

NOW, THEREFORE, BE IT RESOLVED BY THE CITY COMMISSION OF THE CITY OF FORT LAUDERDALE, FLORIDA:

SECTION 1. That the amendments to the Investment Policy for the City of Fort Lauderdale's Municipal Cemetery System Perpetual Care Trust Fund set forth in Exhibit 1 to The City of Fort Lauderdale's City Commission Agenda Memo No. 23-0186, a copy of which is attached hereto and incorporated herein, are hereby approved.

SECTION 2. That this Resolution shall be in effect immediately upon its adoption.

ADOPTED this 8th day of March, 2023.



 Mayor
 DEAN J. TRANTALIS


ATTEST:



 City Clerk
 DAVID R. SOLOMAN

Dean J. Trantalis	<u>Yea</u>
John C. Herbst	<u>Yea</u>
Steven Glassman	<u>Yea</u>
Pamela Beasley-Pittman	<u>Yea</u>
Warren Sturman	<u>Yea</u>

APPROVED AS TO FORM:



 Interim City Attorney
 D'WAYNE M. SPENCE

Kim Kause, Investment Advisor
 Trust
 3-31-2023