

**City of Fort Lauderdale  
Fleet Services  
Vehicle Replacement Analysis and Summary**

**V5529  
2006 BOBCAT A300**

<u>FACTOR</u>	<u>POINTS</u>	<u>INPUT</u>	<u>SCORING GUIDELINES</u>
Age	16.3	16.3	One point for each year of chronological age, based on in-service date.
Miles	0.00	0	One point for each 10,000 miles of use adjusted if excessive idling time (125%).
Hours	0.00	0	One point for each 300 hours of use.
Type of Service	5	5	1 to 5 points are assigned based on the type of vocational use and service duty.
Reliability	3.5	0.75	Points are assigned as 1 to 5 depending on the frequency that the vehicle is in the shop for repair. Does not include scheduled PM service. <b>5 = two or more times per month average</b> <b>4 = one time per month average</b> <b>3 = once every two months average</b> <b>2 = once every three months average</b> <b>1 = once every four months or less</b>
O&M Costs	5	100	Points assigned based on total life O&M costs (not including cost of repair due to accident damage) compared to vehicle's original purchase price. <b>1 = 20%, 2 = 40%, 3 = 60%, 4 = 80%, 5 = 100%</b>
Condition	5	Poor	Takes into consideration body condition, rust, interior condition, accident history, anticipated repairs, etc. A scale of 1 to 5 points. <b>1 = new, 2 = very good, 3 = good, 4 = fair, 5 = poor</b>
<b>Total Points &amp; Summary*</b>	<b>35</b>	<b>Condition IV - Qualifies for Replacement</b>	



City of Fort Lauderdale



Fleet Services Vehicle Report

V5529

Vehicle Receiving Report		FVS	FIN	DEPT	New <input type="checkbox"/>	Change <input type="checkbox"/>
Class 58AX Dept: PBS660505-D Yr: BOBCT, A300, 2005 V5529 2005 BOBCT A300 CODE 6212 VIN: 526412269 Supervisor: HEYWARD, JOE Driver: DAVIS, DYREL		AQR: ALL OTHER Vehicle Key: Fuel Key: Fuel Type: D Fuel Miles:			Ordered: Received: In Service: 05/23/2005 Retirement: 05/23/2013 Life: 96 mos.	
		WO Miles: 2,574 License: FEMA:			PO #: PO Price: Cap Cost: \$46,660.00 O&M: \$402.00 Repl: \$.00 Monthly Total \$402.00	
LOADER	MEMO	V5529		Replaces		
		Class _____		Year _____		
FCBS						

FRONT

BACK



WO NUMBER	UNIT	METER	CLOSED DATE	DOWN TIME TO DATE	LABOR HRS	LABOR COST	PARTS COST	SUBLET COSTS	TOTAL COST
1410841	V5529	1,204	2/24/2011	5.22	2.10	124.57	31.56	0.00	156.13
1438492	V5529	1,160	1/14/2011	2.02	2.00	118.64	0.00	0.00	118.64
1439290	V5529	1,176	1/26/2011	170.10	7.20	427.10	233.51	0.00	660.61
1458632	V5529	1,176	2/11/2011	4.17	0.40	23.73	0.00	0.00	23.73
1467975	V5529	1,204	2/24/2011	1.98	2.00	118.64	10.62	0.00	129.26
1521612	V5529	1,340	9/6/2011	5.93	4.20	249.14	110.78	0.00	359.92
1522295	V5529	1,510	3/5/2012	10.82	2.90	172.03	37.95	0.00	209.98
1536541	V5529	1,205	5/20/2011	4.55	2.30	136.44	0.00	0.00	136.44
1542596	V5529	1,205	6/23/2011	419.53	1.80	106.78	0.32	0.00	107.10
1578103	V5529	1,207	7/25/2011	69.33	0.10	5.93	0.00	0.00	5.93
1587899	V5529	1,210	8/2/2011	3.32	3.30	195.76	65.01	0.00	260.77
1612245	V5529	1,340	9/7/2011	24.68	3.50	207.62	4.19	120.00	331.81
1612374	V5529	1,581	8/30/2012	9.60	4.00	237.28	77.00	0.00	314.28
1642355	V5529	1,340	10/19/2011	4.72	2.00	118.64	0.00	0.00	118.64
1643176	V5529	1,380	10/20/2011	6.08	5.50	326.26	37.17	0.00	363.43
1658691	V5529	1,475	11/14/2011	1.22	1.70	100.84	0.00	0.00	100.84
1695907	V5529	1,475	1/24/2012	183.73	10.40	616.93	603.75	1817.40	3038.08
1704833	V5529	1,476	1/26/2012	1.00	1.00	59.32	0.00	0.00	59.32
1729999	V5529	1,510	3/7/2012	31.40	5.20	308.46	110.17	0.00	418.63
1755437	V5529	1,540	4/11/2012	25.69	3.30	195.76	37.88	0.00	233.64
1777765	V5529	1,560	5/15/2012	33.53	4.70	278.80	134.81	0.00	413.61
1793140	V5529	1,580	6/4/2012	0.43	0.50	29.66	0.00	0.00	29.66
1858336	V5529	1,581	9/7/2012	135.35	4.80	284.74	269.86	0.00	554.60
1872958	V5529	1,664	9/24/2012	4.57	1.00	59.32	333.82	0.00	393.14
1913166	V5529	1,800	2/20/2013	4.11	2.80	166.10	37.47	0.00	203.57
1913531	V5529	1,948	8/26/2013	3.42	2.80	166.10	43.32	0.00	209.42
1922079	V5529	1,741	12/5/2012	0.89	0.80	47.46	19.70	0.00	67.16
1952653	V5529	1,794	1/28/2013	0.80	0.80	47.46	7.76	0.00	55.22
1957193	V5529	1,800	2/1/2013	10.46	4.80	284.74	6.69	0.00	291.43
1969302	V5529	1,800	2/13/2013	1.37	1.20	71.18	0.00	0.00	71.18
1970129	V5529	2,024	2/19/2013	76.38	4.90	290.67	103.62	0.00	394.29
1973850	V5529	1,800	2/20/2013	10.15	1.90	112.71	19.40	0.00	132.11
1974667	V5529	2,035	2/18/2014	2.88	2.90	172.03	56.33	0.00	228.36
1975882	V5529	1,825	3/6/2013	186.70	3.70	219.48	2069.28	0.00	2288.76
1988144	V5529	1,825	4/4/2013	377.22	22.20	1316.90	37.60	0.00	1354.50
2010870	V5529	1,842	4/16/2013	7.54	7.50	444.90	155.13	0.00	600.03
2013274	V5529	1,850	4/18/2013	4.62	1.50	88.98	5.61	0.00	94.59
2014705	V5529	1,850	4/22/2013	9.24	7.10	421.17	58.52	0.00	479.69
2022124	V5529	1,850	4/30/2013	4.74	4.30	255.08	69.88	0.00	324.96
2026966	V5529	1,850	5/7/2013	2.02	2.00	118.64	0.00	0.00	118.64
2136974	V5529	1,948	8/26/2013	1.87	1.80	106.78	0.52	0.00	107.30
2137769	V5529	2,152	9/3/2014	2.52	2.50	148.30	36.35	0.00	184.65
2165976	V5529	1,950	9/16/2013	1.52	1.60	94.91	0.00	0.00	94.91
2188161	V5529	1,971	10/3/2013	2.02	2.00	118.64	0.00	0.00	118.64
2229958	V5529	1,972	10/23/2013	2.15	1.20	71.18	35.60	0.00	106.78
2241952	V5529	2,024	1/2/2014	1.62	1.70	100.84	202.25	0.00	303.09
2268395	V5529	1,973	11/13/2013	0.47	0.00	0.00	26.70	0.00	26.70
2444191	V5529	2,271	3/4/2015	3.15	3.10	183.89	42.57	0.00	226.46
2444192	V5529	2,035	2/18/2014	1.03	1.00	59.32	0.00	0.00	59.32
2478294	V5529	2,060	3/21/2014	2.68	2.20	130.50	0.00	0.00	130.50
2573252	V5529	2,068	5/19/2014	2.81	2.60	154.23	65.01	0.00	219.24
2575329	V5529	2,068	5/20/2014	2.34	2.00	118.64	0.00	0.00	118.64
2593659	V5529	2,112	6/5/2014	14.30	1.70	100.84	0.00	0.00	100.84
2612484	V5529	2,114	6/16/2014	2.84	3.20	189.82	90.98	0.00	280.80
2618619	V5529	2,115	6/19/2014	0.38	0.50	29.66	0.00	0.00	29.66
2626409	V5529	2,115	6/26/2014	74.48	7.10	421.17	601.74	0.00	1022.91
2642050	V5529	2,118	7/11/2014	171.87	4.00	237.28	0.00	743.02	980.30
2782313	V5529	2,118	8/22/2014	0.01	0.00	0.00	0.00	76.80	76.80
2821822	V5529	2,152	9/2/2014	0.00	0.00	0.00	0.00	104.95	104.95
2826249	V5529	2,153	9/10/2014	106.63	4.30	255.08	288.36	0.00	543.44
2853345	V5529	2,153	9/11/2014	20.81	2.50	148.30	0.00	0.00	148.30
3046935	V5529	2,153	10/23/2014	62.72	11.00	652.52	190.97	0.00	843.49
3132329	V5529	2,154	11/3/2014	1.12	1.10	65.25	0.00	0.00	65.25
3151219	V5529	2,156	11/6/2014	3.48	1.50	88.98	35.60	0.00	124.58
3248929	V5529	2,158	11/21/2014	0.61	0.00	0.00	0.00	112.50	112.50
3426987	V5529	2,160	12/17/2014	1.67	1.70	100.84	0.00	0.00	100.84
3697534	V5529	2,238	1/23/2015	0.01	0.00	0.00	0.00	824.90	824.90
3745737	V5529	2,359	9/14/2015	0.00	2.41	142.96	28.20	0.00	171.16
3745740	V5529	2,271	3/5/2015	29.02	3.50	207.62	195.00	0.00	402.62
3762755	V5529	2,272	3/20/2015	120.57	4.10	243.21	165.60	0.00	408.81
3803888	V5529	6,678	4/6/2015	47.64	2.50	148.30	213.39	0.00	361.69
3822013	V5529	2,277	4/14/2015	43.51	1.20	71.18	0.00	0.00	71.18
3849493	V5529	2,282	4/30/2015	113.76	9.80	581.34	86.42	0.00	667.76
3920182	V5529	2,285	5/29/2015	17.60	7.80	462.70	0.00	0.00	462.70
4011701	V5529	2,305	7/8/2015	7.82	6.30	373.72	3.40	0.00	377.12
4016042	V5529	2,305	7/9/2015	0.03	0.00	0.00	0.00	2565.09	2565.09
4142233	V5529	2,358	9/14/2015	45.33	9.09	539.22	153.45	0.00	692.67
4149517	V5529	2,307	9/8/2015	0.03	0.00	0.00	0.00	120.50	120.50

4260141	V5529	2,368	10/29/2015	17.27	5.30	314.40	0.00	0.00	314.40
4272751	V5529	2,368	11/25/2015	130.18	6.39	379.05	970.72	0.00	1349.77
4411337	V5529	2,429	3/7/2016	0.70	3.00	177.96	44.74	0.00	222.70
4422729	V5529	2,493	9/22/2016	0.00	2.50	148.30	26.57	0.00	174.87
4427693	V5529	2,429	3/23/2016	47.36	10.20	605.06	191.95	0.00	797.01
4443893	V5529	2,429	4/12/2016	48.00	4.60	272.87	165.60	0.00	438.47
4455568	V5529	2,451	6/10/2016	313.02	12.18	722.52	160.81	110.40	993.73
4508523	V5529	2,451	6/22/2016	4.77	2.50	148.30	0.00	0.00	148.30
4509756	V5529	2,465	6/23/2016	2.51	1.73	102.62	0.00	0.00	102.62
4513487	V5529	2,466	7/6/2016	15.14	4.05	240.25	680.00	134.90	1055.15
4546661	V5529	2,466	8/18/2016	0.04	0.00	0.00	0.00	3041.39	3041.39
4546711	V5529	2,468	8/18/2016	0.05	0.00	0.00	0.00	294.00	294.00
4570671	V5529	2,529	3/17/2017	0.00	2.50	148.30	26.85	0.00	175.15
4574711	V5529	2,493	9/29/2016	4.26	1.50	88.98	15.20	0.00	104.18
4581029	V5529	2,494	10/14/2016	33.05	3.33	197.54	215.75	0.00	413.29
4589631	V5529	2,495	10/24/2016	9.74	3.75	222.45	5.54	0.00	227.99
4652764	V5529	2,498	1/5/2017	1.08	4.92	291.85	37.51	0.00	329.36
4672305	V5529	2,528	2/9/2017	48.00	7.54	447.27	8.98	0.00	456.25
4700212	V5529	2,528	3/22/2017	91.11	21.65	1284.28	604.14	0.00	1888.42
4728790	V5529	2,529	4/17/2017	9.60	7.64	453.20	15.09	0.00	468.29
4741696	V5529	2,567	5/4/2017	31.49	7.78	461.51	5.85	0.00	467.36
4769323	V5529	2,574		639.49	21.05	1248.69	458.37	0.00	1707.06
				<b>4218.79</b>	<b>388.21</b>	<b>23028.62</b>	<b>10884.49</b>	<b>10065.85</b>	<b>43978.96</b>

Job Number	Unit	Hours	Close Date	Downtime	W Labor	W Labor	W Labor	W Labor	W Labor	W Labor	W Labor	Total
00394764	V5529	702	12/9/2008	6.00	3.30	122.10	38.36	0.00	0.00	0.00	0.00	160.46
00385744	V5529	610	8/1/2008	95.30	3.50	126.00	42.05	0.00	0.00	0.00	0.00	168.05
00394794	V5529	702	12/17/2008	181.80	5.10	188.70	433.50	0.00	0.00	0.00	0.00	622.20
00390839	V5529	668	10/16/2008	78.40	13.30	492.10	153.95	0.00	0.00	0.00	0.00	646.05
00396532	V5529	702	1/6/2009	0.00	0.00	0.00	0.00	0.00	0.00	0.00	0.00	48.00
00389284	V5529	1090	9/22/2008	74.10	3.10	111.60	29.87	0.00	0.00	0.00	0.00	141.47
00390036	V5529	1094	10/2/2008	23.60	6.70	247.90	3.55	0.00	0.00	0.00	0.00	251.45
00396531	V5529	702	1/6/2009	0.00	0.00	0.00	0.00	0.00	0.00	0.00	0.00	48.00
00396530	V5529	702	1/6/2009	0.00	0.00	0.00	0.00	0.00	0.00	0.00	0.00	48.00
00391260	V5529	668	10/17/2008	0.00	0.00	0.00	0.00	0.00	0.00	0.00	0.00	96.00
00389401	V5529	1092	9/23/2008	22.90	3.60	129.60	6.91	0.00	0.00	0.00	0.00	136.51
00438670	V5529	1160	12/3/2010	0.00	0.00	0.00	0.00	0.00	0.00	0.00	0.00	33.60
00422011	V5529	987	2/16/2010	37.70	0.80	30.40	298.00	0.00	0.00	0.00	0.00	328.40
00423443	V5529	999	3/11/2010	11.90	1.30	49.40	0.00	0.00	0.00	0.00	0.00	49.40
00421788	V5529	963	2/11/2010	31.10	0.00	0.00	0.00	0.00	0.00	0.00	0.00	0.00
00423750	V5529	999	3/23/2010	142.20	1.70	64.60	0.00	0.00	0.00	0.00	0.00	64.60
00413173	V5529	892	9/21/2009	0.00	0.00	0.00	0.00	0.00	0.00	0.00	0.00	33.60
00413174	V5529	892	9/21/2009	0.00	0.00	0.00	0.00	0.00	0.00	0.00	0.00	33.60
00420727	V5529	963	1/22/2010	1.50	1.50	57.00	0.00	0.00	0.00	0.00	0.00	57.00
00423414	V5529	999	3/10/2010	5.50	2.80	106.40	54.68	0.00	0.00	0.00	0.00	161.08
00424123	V5529	10005	4/2/2010	220.20	1.50	57.00	0.00	2219.64	0.00	0.00	0.00	2550.24
00422203	V5529	988	2/19/2010	57.90	5.80	220.40	282.08	0.00	0.00	0.00	0.00	502.48
00418474	V5529	941	12/10/2009	2.80	2.80	106.40	29.28	0.00	0.00	0.00	0.00	135.68
00419296	V5529	952	12/29/2009	122.70	7.70	292.60	0.00	0.00	0.00	0.00	0.00	292.60
00412589	V5529	892	9/11/2009	8.90	3.40	125.80	59.28	0.00	0.00	0.00	0.00	185.08
00431918	V5529	1088	8/4/2010	1.90	1.90	72.20	61.32	0.00	0.00	0.00	0.00	133.52
00434138	V5529	1119	9/16/2010	73.50	6.40	243.20	312.26	0.00	0.00	0.00	0.00	555.46
00435874	V5529	1147	10/13/2010	0.50	0.40	16.00	2.27	0.00	0.00	0.00	0.00	18.27
00434096	V5529	1119	9/13/2010	0.60	0.60	22.80	0.00	0.00	0.00	0.00	0.00	22.80
00430163	V5529	1078	7/20/2010	326.70	0.00	0.00	0.00	0.00	0.00	0.00	0.00	33.60
00435402	V5529	1140	10/5/2010	0.60	0.60	24.00	23.49	0.00	0.00	0.00	0.00	47.49
00436838	V5529	1160	11/3/2010	131.60	11.80	472.00	213.13	0.00	0.00	0.00	0.00	685.13
00434106	V5529	1119	9/13/2010	6.30	3.60	136.80	75.16	0.00	0.00	0.00	0.00	211.96
00429401	V5529	1078	7/2/2010	226.00	12.30	467.40	702.67	0.00	0.00	0.00	0.00	1170.07
00429979	V5529	1078	7/2/2010	0.00	0.00	0.00	106.20	0.00	0.00	0.00	0.00	106.20
00432082	V5529	1088	8/6/2010	0.00	0.00	0.00	0.00	381.39	0.00	0.00	0.00	560.39
00428266	V5529	1078	6/16/2010	344.20	9.60	364.80	17.91	0.00	0.00	0.00	0.00	382.71
00429127	V5529	1078	6/22/2010	130.50	3.00	114.00	0.00	0.00	0.00	0.00	0.00	114.00
00437347	V5529	1160	11/8/2010	0.10	0.20	8.00	12.52	0.00	0.00	0.00	0.00	20.52
00430998	V5529	1078	7/26/2010	132.60	2.40	91.20	0.00	0.00	0.00	0.00	0.00	91.20
00408957	V5529	845	7/17/2009	0.00	0.00	0.00	414.14	0.00	0.00	0.00	0.00	75.20
00400979	V5529	748	3/13/2009	3.90	2.20	81.40	55.14	0.00	0.00	0.00	0.00	136.54
00410022	V5529	870	8/12/2009	197.50	0.00	0.00	0.00	237.21	0.00	0.00	0.00	352.00
00408488	V5529	845	7/14/2009	96.10	5.50	203.50	3.75	0.00	0.00	0.00	0.00	207.25
00409400	V5529	845	7/23/2009	0.00	0.00	0.00	0.00	0.00	0.00	0.00	0.00	-12.00
00340561	V5529	175	6/13/2006	1.60	1.60	55.70	33.93	0.00	0.00	0.00	0.00	89.63
00335225	V5529	121	3/21/2006	253.00	0.00	0.00	0.00	59.80	0.00	0.00	0.00	701.80
00335071	V5529	121	3/8/2006	1.20	1.20	41.78	17.17	0.00	0.00	0.00	0.00	58.95
00334564	V5529	99	2/28/2006	2.80	0.00	0.00	0.00	0.00	0.00	0.00	0.00	96.00
00335199	V5529	121	3/10/2006	5.20	3.30	114.87	39.77	0.00	0.00	0.00	0.00	154.64
00343384	V5529	175	8/1/2006	0.00	0.00	0.00	0.00	0.00	0.00	0.00	0.00	100.00
00348414	V5529	0	10/24/2006	1.60	1.60	55.70	0.00	0.00	0.00	0.00	0.00	55.70

00346911	V5529	0	9/29/2006	0.00	0.00	0.00	0.00	0.00	0.00	0.00
00346913	V5529	0	9/29/2006	0.00	0.00	0.00	512.00	0.00	142.00	654.00
00356534	V5529	334	3/17/2007	32.50	2.50	90.00	39.62	0.00	0.00	129.62
00346477	V5529	0	9/22/2006	8.10	1.30	45.25	33.56	0.00	0.00	78.81
00353375	V5529	0	1/23/2007	12.10	3.20	115.20	492.00	0.00	0.00	607.20
00351860	V5529	0	12/21/2006	8.30	3.60	129.60	31.55	0.00	0.00	161.15
00356202	V5529	334	3/12/2007	6.70	3.80	136.80	58.40	0.00	0.00	195.20
00349207	V5529	0	11/7/2006	0.00	0.00	0.00	246.00	0.00	96.00	342.00
00353455	V5529	0	1/24/2007	12.00	1.60	57.60	0.00	0.00	0.00	57.60
00366821	V5529	470	9/7/2007	4.30	4.30	154.80	16.29	0.00	0.00	171.09
00361470	V5529	381	6/7/2007	2.70	2.50	90.00	27.45	0.00	0.00	117.45
00366861	V5529	470	9/13/2007	139.70	6.60	237.60	152.00	0.00	0.00	389.60
00362980	V5529	381	7/5/2007	1.10	1.10	39.60	26.74	0.00	0.00	66.34
00364137	V5529	403	7/24/2007	13.00	3.40	122.40	0.00	0.00	0.00	122.40
00362938	V5529	381	7/3/2007	2.10	2.00	72.00	0.00	0.00	0.00	72.00
00363260	V5529	403	7/16/2007	149.30	20.30	730.80	124.70	0.00	0.00	855.50
00364489	V5529	408	8/10/2007	265.60	0.00	0.00	0.00	1963.26	616.00	2579.26
00362932	V5529	381	7/3/2007	0.30	0.30	10.80	4.54	0.00	0.00	15.34
00364223	V5529	403	7/27/2007	61.20	0.00	0.00	0.00	0.00	0.00	0.00
00379654	V5529	526	4/17/2008	2.00	0.00	0.00	0.00	0.00	0.00	0.00
00377815	V5529	526	3/12/2008	5.60	2.90	104.40	35.23	0.00	0.00	139.63
00382406	V5529	576	6/4/2008	3.10	3.00	108.00	6.10	0.00	0.00	114.10
00372508	V5529	487	12/12/2007	4.50	4.50	162.00	37.52	0.00	0.00	199.52
00380269	V5529	526	4/28/2008	0.00	0.00	0.00	0.00	5.00	75.00	80.00
00377827	V5529	526	3/24/2008	281.90	4.40	158.40	17.09	473.87	480.00	1129.36
00382460	V5529	576	6/6/2008	33.50	2.50	90.00	364.10	0.00	0.00	454.10
00332036	V5529	99	1/31/2006	325.30	2.30	80.06	0.00	69.00	75.00	224.06
00325837	V5529	3	9/19/2005	1.50	1.40	46.20	0.00	0.00	0.00	46.20
00331305	V5529	99	1/3/2006	3.50	3.30	114.87	6.68	0.00	0.00	121.55
00324447	V5529	0	8/18/2005	4.40	1.00	33.00	0.00	0.00	0.00	33.00
00329257	V5529	51	11/23/2005	3.50	0.00	0.00	0.00	0.00	0.00	0.00
00331142	V5529	99	12/29/2005	1.50	1.50	52.22	16.16	0.00	0.00	68.38
00331887	V5529	99	1/17/2006	105.30	0.00	0.00	0.00	0.00	0.00	0.00
00324585	V5529	3	8/20/2005	0.50	0.40	13.20	0.00	0.00	0.00	13.20
00326214	V5529	51	9/23/2005	6.80	3.50	115.50	10.80	0.00	0.00	126.30
00330336	V5529	0	12/14/2005	2.50	2.70	93.99	21.48	0.00	0.00	115.47
00320188	V5529	0	5/24/2005	0.00	0.00	0.00	0.00	0.00	0.00	0.00
00329837	V5529	51	12/6/2005	0.00	0.00	0.00	0.00	0.00	25.00	25.00
				<b>4566.90</b>	<b>226.00</b>	<b>8317.64</b>	<b>5802.35</b>	<b>5409.17</b>	<b>4030.00</b>	<b>23559.16</b>

DOWN TIME TO DATE    LABOR HRS    LABOR COST    PARTS COST    SUBLET COSTS    TOTAL COST  
8785.69                    614.21                    31346.26                    16686.84                    19505.02                    67538.12 191

**City of Fort Lauderdale  
Fleet Services  
Vehicle Replacement Analysis and Summary**

**V5829  
2006 BOBCAT A300**

<u>FACTOR</u>	<u>POINTS</u>	<u>INPUT</u>	<u>SCORING GUIDELINES</u>
Age	16.3	16.3	One point for each year of chronological age, based on in-service date.
Miles	0.00	0	One point for each 10,000 miles of use adjusted if excessive idling time (125%).
Hours	0.00	0	One point for each 300 hours of use.
Type of Service	5	5	1 to 5 points are assigned based on the type of vocational use and service duty.
Reliability	3.5	0.75	Points are assigned as 1 to 5 depending on the frequency that the vehicle is in the shop for repair. Does not include scheduled PM service. <b>5 = two or more times per month average</b> <b>4 = one time per month average</b> <b>3 = once every two months average</b> <b>2 = once every three months average</b> <b>1 = once every four months or less</b>
O&M Costs	5	100	Points assigned based on total life O&M costs (not including cost of repair due to accident damage) compared to vehicle's original purchase price. <b>1 = 20%, 2 = 40%, 3 = 60%, 4 = 80%, 5 = 100%</b>
Condition	5	Poor	Takes into consideration body condition, rust, interior condition, accident history, anticipated repairs, etc. A scale of 1 to 5 points. <b>1 = new, 2 = very good, 3 = good, 4 = fair, 5 = poor</b>
<b>Total Points &amp; Summary*</b>	<b>35</b>		<b>Condition IV - Qualifies for Replacement</b>



City of Fort Lauderdale



Fleet Services Vehicle Report

V5829

Vehicle Receiving Report		FVS	FIN	DEPT	New <input type="checkbox"/>	Change <input type="checkbox"/>
Class 58AX Dept: PBS660505-D Yr: BOBCT, A300, 2006 V5829 2006 BOBCT A300 VIN: 539911394 Supervisor: JERON CONEY Driver: SOUTHWARD, DAVID		AQR: LARGER THAN ONE TON Vehicle Key: Fuel Key: Fuel Type: D Fuel Miles:			Ordered: Received: In Service: 08/23/2006 Retirement: 08/23/2014 Life: 96 mos.	
		WO Miles: 3,072 License: FEMA:			PO #: PO Price: Cap Cost: \$44,810.00 O&M: \$402.00 Repl: \$ .00 Monthly Total \$402.00	
LOADER	MEMO	V5829		Replaces		
		Class _____		Year _____		
FCBS						

FRONT

BACK



WO NUMBER	UNIT	METER	CLOSED DATE	DOWN TIME TO DATE	LABOR HRS	LABOR COST	PARTS COST	SUBLET COSTS	TOTAL COST
1411308	V5829	2,902	3/1/2011	7.90	2.40	142.37	44.59	0.00	186.96
1443899	V5829	2,900	1/24/2011	22.85	2.60	154.23	0.00	0.00	154.23
1448378	V5829	2,900	1/28/2011	4.97	4.20	249.14	125.66	0.00	374.80
1450333	V5829	2,901	2/7/2011	95.38	2.00	118.64	0.00	0.00	118.64
1471771	V5829	2,902	3/1/2011	1.20	1.20	71.18	223.46	0.00	294.64
1493330	V5829	2,903	4/1/2011	5.97	5.30	314.40	317.47	0.00	631.87
1498666	V5829	3,000	4/11/2011	14.23	1.30	77.12	0.00	0.00	77.12
1505045	V5829	3,000	4/19/2011	0.00	0.00	0.00	0.00	0.00	0.00
1521747	V5829	2,061	2/21/2012	1.25	1.20	71.18	30.79	0.00	101.97
1522431	V5829	4,464	9/2/2011	8.78	2.00	118.64	48.69	0.00	167.33
1558945	V5829	3,000	6/23/2011	24.24	0.00	0.00	0.00	0.00	0.00
1569221	V5829	3,001	7/11/2011	72.28	2.30	136.44	23.39	0.00	159.83
1576121	V5829	3,002	7/18/2011	1.79	0.00	0.00	0.00	0.00	0.00
1576796	V5829	4,462	7/18/2011	2.48	2.50	148.30	0.00	0.00	148.30
1582792	V5829	4,463	8/3/2011	134.88	8.30	492.36	404.23	0.00	896.59
1593982	V5829	4,464	8/10/2011	4.33	1.90	112.71	0.00	0.00	112.71
1611132	V5829	4,485	9/8/2011	86.08	4.00	237.28	92.37	1682.28	2011.93
1614205	V5829	2,180	8/10/2012	3.83	2.40	142.37	41.77	0.00	184.14
1618026	V5829	4,465	9/14/2011	3.25	1.80	106.78	53.40	0.00	160.18
1618940	V5829	4,466	9/19/2011	12.95	2.40	142.37	0.00	0.00	142.37
1622668	V5829	4,467	9/30/2011	187.23	25.50	1512.66	832.45	0.00	2345.11
1623387	V5829	4,467	10/5/2011	38.45	2.30	136.44	21.36	0.00	157.80
1648712	V5829	1,894	10/27/2011	4.10	1.30	77.12	0.00	0.00	77.12
1663983	V5829	1,894	11/21/2011	4.15	1.30	77.12	4.04	0.00	81.16
1671017	V5829	1,894	12/2/2011	0.37	0.30	17.80	36.18	0.00	53.98
1671237	V5829	1,894	12/5/2011	20.23	6.10	361.85	1.99	0.00	363.84
1673317	V5829	1,894	12/6/2011	0.08	0.10	5.93	0.00	0.00	5.93
1709513	V5829	1,894	2/2/2012	8.32	2.50	148.30	19.89	0.00	168.19
1711996	V5829	1,894	2/6/2012	3.00	3.10	183.89	8.04	0.00	191.93
1715458	V5829	1,894	2/15/2012	66.13	3.50	207.62	196.17	0.00	403.79
1719673	V5829	2,061	2/21/2012	46.43	2.30	136.44	191.75	0.00	328.19
1785935	V5829	2,061	5/23/2012	2.75	1.70	100.84	39.20	0.00	140.04
1807755	V5829	2,167	7/5/2012	232.65	2.10	124.57	0.00	3521.85	3646.42
1844050	V5829	2,180	8/16/2012	84.30	10.20	605.06	595.19	0.00	1200.25
1850473	V5829	2,181	9/4/2012	244.50	13.60	806.75	1368.07	115.00	2289.82
1865330	V5829	2,274	9/13/2012	22.98	5.50	326.26	382.65	0.00	708.91
1913169	V5829	2,485	8/1/2013	3.18	2.70	160.16	34.58	0.00	194.74
1913392	V5829	2,289	11/26/2012	94.48	7.20	427.10	15.56	0.00	442.66
1913533	V5829	2,350	2/11/2013	8.47	2.80	166.10	34.49	0.00	200.59
1921761	V5829	2,289	12/7/2012	76.55	10.10	599.13	361.82	0.00	960.95
1927995	V5829	2,305	12/13/2012	6.83	1.80	106.78	65.01	0.00	171.79
1969359	V5829	2,586	2/13/2014	4.50	4.50	266.94	63.37	0.00	330.31
1979398	V5829	2,351	2/28/2013	1.80	0.40	23.73	39.20	0.00	62.93
1980497	V5829	2,415	3/5/2013	51.17	4.30	255.08	0.00	0.00	255.08
2011996	V5829	2,512	4/17/2013	0.56	0.60	35.59	5.61	0.00	41.20
2021287	V5829	2,514	5/1/2013	57.21	12.80	759.30	11.52	0.00	770.82
2030152	V5829	2,515	5/10/2013	0.60	0.70	41.52	0.00	0.00	41.52
2052798	V5829	2,515	7/3/2013	292.97	8.30	492.36	17.80	1839.92	2350.08
2112884	V5829	2,485	8/5/2013	46.05	7.70	456.76	29.94	0.00	486.70
2115595	V5829	2,763	8/13/2014	4.57	4.10	243.21	48.54	0.00	291.75
2168288	V5829	2,500	9/19/2013	35.27	6.20	367.78	172.67	0.00	540.45
2268390	V5829	2,502	11/14/2013	3.70	3.80	225.42	47.59	0.00	273.01
2392391	V5829	2,573	1/17/2014	0.35	0.40	23.73	17.80	0.00	41.53
2426236	V5829	2,764	2/16/2015	2.88	2.70	160.16	33.10	0.00	193.26
2426237	V5829	2,586	3/18/2014	19.90	19.90	1180.47	280.47	669.37	2130.31
2510988	V5829	2,590	4/9/2014	23.37	4.20	249.14	0.00	0.00	249.14
2526068	V5829	2,615	5/20/2014	516.90	17.50	1038.10	1369.85	0.00	2407.95
2656386	V5829	2,615	7/16/2014	124.77	23.30	1382.16	116.88	0.00	1499.04
2752609	V5829	2,796	8/12/2015	0.59	0.00	0.00	0.00	0.00	0.00
2752610	V5829	2,763	8/18/2014	49.20	4.40	261.01	6.89	0.00	267.90
3070264	V5829	2,763	11/5/2014	182.41	29.00	1720.28	151.99	0.00	1872.27
3358070	V5829	2,764	12/8/2014	2.91	1.60	94.91	0.00	0.00	94.91
3721022	V5829	2,764	2/16/2015	0.01	0.00	0.00	0.00	815.00	815.00
3769457	V5829	2,766	3/20/2015	77.47	11.00	652.52	193.71	0.00	846.23
4018438	V5829	2,796	7/16/2015	32.25	14.00	830.48	235.00	0.00	1065.48
4090709	V5829	2,898	9/17/2015	92.92	5.63	333.97	165.00	0.00	498.97
4249344	V5829	2,901	10/22/2015	0.48	0.00	0.00	0.00	67.20	67.20
4367699	V5829	2,903	12/21/2015	0.07	0.00	0.00	0.00	2969.11	2969.11
4381489	V5829	2,903	2/24/2016	5.08	3.52	208.81	40.69	0.00	249.50
4413828	V5829		6/29/2016	11.27	4.88	289.48	55.64	0.00	345.12
4491325	V5829	2,910	5/31/2016	20.43	4.98	295.41	0.00	0.00	295.41
4498079	V5829	2,958	6/8/2016	10.92	3.42	202.87	0.00	0.00	202.87
4513978	V5829	3,015	10/25/2016	2.59	2.52	149.49	30.29	0.00	179.78
4524088	V5829	2,972	7/15/2016	3.79	1.00	59.32	0.00	0.00	59.32
4583859	V5829	2,972	10/25/2016	44.59	11.17	662.60	208.15	0.00	870.75
4592272	V5829	3,041	2/24/2017	0.00	3.00	177.96	23.83	0.00	201.79
4620253	V5829	3,015	11/18/2016	3.62	2.38	141.18	15.20	0.00	156.38
4657912	V5829	3,025	1/12/2017	4.12	4.15	246.18	33.33	0.00	279.51
4746176	V5829	3,043	5/3/2017	3.49	1.80	106.78	89.94	0.00	196.72
4770334	V5829	3,045	6/13/2017	4.27	0.00	0.00	0.00	814.90	814.90
				<b>1217.52</b>	<b>153.45</b>	<b>9102.65</b>	<b>2736.39</b>	<b>4666.21</b>	<b>16505.25</b>



00391798	V5829	820	10/27/2008	67.70	1.30	48.10	0.00	0.00	0.00	48.10	
00396543	V5829	858	1/6/2009	0.00	0.00	0.00	0.00	0.00	0.00	46.00	46.00
00394524	V5829	858	12/5/2008	11.90	1.70	62.90	23.92	0.00	0.00	0.00	86.82
00394579	V5829	858	12/8/2008	60.10	1.40	51.80	0.00	0.00	0.00	0.00	51.80
00396541	V5829	858	1/6/2009	0.00	0.00	0.00	0.00	0.00	0.00	48.00	48.00
00396542	V5829	858	1/6/2009	0.00	0.00	0.00	0.00	0.00	0.00	48.00	48.00
00386056	V5829	789	8/5/2008	88.50	0.00	0.00	0.00	113.37	264.00	377.37	
00386021	V5829	789	8/1/2008	5.70	1.30	46.80	20.77	0.00	0.00	0.00	67.57
00438653	V5829	1585	12/3/2010	2.40	1.50	60.00	65.01	0.00	0.00	0.00	125.01
00438588	V5829	1585	12/2/2010	1.70	1.40	56.00	0.00	0.00	0.00	0.00	56.00
00419640	V5829	1347	1/4/2010	1.00	1.00	38.00	3.70	0.00	0.00	0.00	41.70
00411218	V5829	1185	8/20/2009	2.00	1.90	70.30	48.71	0.00	0.00	0.00	119.01
00421816	V5829	1300	2/16/2010	143.90	3.60	136.80	0.00	0.00	0.00	0.00	136.80
00413172	V5829	1185	9/21/2009	0.00	0.00	0.00	0.00	0.00	0.00	24.00	24.00
00421814	V5829	1300	2/10/2010	3.00	2.90	110.20	69.37	0.00	0.00	0.00	179.57
00415729	V5829	1274	10/27/2009	9.30	2.70	102.60	3.70	0.00	0.00	0.00	106.30
00411409	V5829	1185	8/24/2009	0.10	0.00	0.00	0.00	0.00	390.00	390.00	
00418737	V5829	1274	12/15/2009	0.00	0.00	0.00	0.00	0.00	0.00	28.80	28.80
00422861	V5829	1390	3/2/2010	23.40	1.80	68.40	0.00	0.00	0.00	0.00	68.40
00419528	V5829	1300	12/31/2009	30.30	2.60	98.80	0.00	0.00	0.00	0.00	98.80
00422181	V5829	1387	2/25/2010	214.80	7.20	273.60	324.01	389.42	320.00	1307.03	
00429334	V5829	1467	6/22/2010	0.00	0.00	0.00	0.00	0.00	0.00	67.20	67.20
00428452	V5829	1467	6/11/2010	167.60	8.10	307.80	96.53	0.00	0.00	0.00	404.33
00425041	V5829	1417	4/16/2010	188.50	8.80	334.40	128.20	0.00	0.00	0.00	462.60
00433876	V5829	1536	9/17/2010	210.10	8.40	319.20	439.85	0.00	0.00	0.00	759.05
00424589	V5829	1417	4/5/2010	118.50	1.50	57.00	0.00	0.00	0.00	0.00	57.00
00433854	V5829	1534	9/8/2010	8.30	2.70	102.60	39.53	0.00	0.00	0.00	142.13
00437315	V5829	2899	11/8/2010	12.40	0.60	24.00	0.00	0.00	0.00	0.00	24.00
00436208	V5829	1538	10/19/2010	0.00	0.00	0.00	0.00	0.00	0.00	33.60	33.60
00430403	V5829	1496	7/16/2010	158.40	5.60	212.80	292.42	0.00	0.00	0.00	505.22
00431620	V5829	1496	7/29/2010	0.00	0.00	0.00	93.30	0.00	0.00	0.00	93.30
00431410	V5829	1496	8/5/2010	234.10	20.50	779.00	344.19	0.00	0.00	0.00	1123.19
00434441	V5829	1536	9/21/2010	39.30	0.00	0.00	0.00	0.00	0.00	0.00	0.00
00435033	V5829	1538	10/1/2010	57.80	9.30	372.00	0.00	0.00	0.00	0.00	372.00
00434631	V5829	1538	9/27/2010	140.60	1.80	68.40	0.00	399.20	840.00	1307.60	
00411205	V5829	1185	8/20/2009	2.00	1.60	59.20	35.77	0.00	0.00	0.00	94.97
00410333	V5829	1184	8/18/2009	264.00	6.40	236.80	1387.01	0.00	0.00	0.00	1623.81
00400571	V5829	975	3/10/2009	27.40	1.80	66.60	0.00	89.72	176.00	332.32	
00411027	V5829	1185	8/20/2009	33.20	0.00	0.00	0.00	0.00	0.00	0.00	0.00
00405184	V5829	1031	5/26/2009	160.20	1.30	48.10	0.00	75.68	528.00	651.78	
00405114	V5829	1031	5/19/2009	9.60	0.00	0.00	0.00	0.00	0.00	0.00	0.00
00402705	V5829	1031	4/16/2009	164.50	0.00	0.00	0.00	176.48	320.00	496.48	
00407670	V5829	1084	6/26/2009	0.00	0.00	0.00	0.00	0.00	0.00	240.00	240.00
00409454	V5829	1167	7/28/2009	96.10	4.90	181.30	178.37	0.00	0.00	0.00	359.67
00399703	V5829	951	2/20/2009	3.40	1.70	62.90	36.77	0.00	0.00	0.00	99.67
00405950	V5829	1084	6/11/2009	217.70	0.00	0.00	0.00	181.21	176.00	357.21	
00344805	V5829	0	8/24/2006	1.40	1.60	55.70	0.00	0.00	0.00	0.00	55.70
00355730	V5829	189	3/2/2007	2.70	2.70	97.20	35.98	0.00	0.00	0.00	133.18
00354462	V5829	151	2/9/2007	0.00	0.00	0.00	0.00	0.00	0.00	88.00	88.00
00355820	V5829	189	3/5/2007	0.00	0.00	0.00	0.00	0.00	0.00	88.00	88.00
00355136	V5829	189	3/2/2007	219.10	0.00	0.00	0.00	0.00	0.00	0.00	0.00
00352707	V5829	151	1/12/2007	40.50	0.00	0.00	0.00	0.00	0.00	0.00	0.00
00352681	V5829	151	1/10/2007	2.30	2.20	79.20	21.61	0.00	0.00	0.00	100.81
00354465	V5829	161	2/14/2007	115.40	0.00	0.00	0.00	0.00	0.00	0.00	0.00
00371819	V5829	360	11/30/2007	2.60	2.60	93.60	25.46	0.00	0.00	0.00	119.06
00366096	V5829	360	8/24/2007	5.30	5.30	190.80	36.48	0.00	0.00	0.00	227.28
00363970	V5829	360	7/20/2007	11.20	3.10	111.60	3.22	0.00	0.00	0.00	114.82
00360354	V5829	284	5/18/2007	8.30	3.20	115.20	18.96	0.00	0.00	0.00	134.16
00367360	V5829	360	9/25/2007	196.20	0.00	0.00	0.00	153.46	88.00	241.46	
00366111	V5829	360	9/10/2007	403.10	6.40	230.40	103.95	0.00	0.00	0.00	334.35
00381090	V5829	625	5/12/2008	3.50	3.50	126.00	64.14	0.00	0.00	0.00	190.14
00381617	V5829	637	5/29/2008	207.70	0.00	0.00	0.00	583.08	352.00	935.08	
00380691	V5829	540	5/5/2008	2.60	2.60	93.60	44.36	0.00	0.00	0.00	137.96
00382126	V5829	638	5/30/2008	0.80	0.80	28.80	0.00	0.00	0.00	0.00	28.80
00380699	V5829	625	5/6/2008	19.30	5.20	187.20	27.07	0.00	0.00	0.00	214.27
00375630	V5829	360	2/4/2008	5.00	0.00	0.00	0.00	0.00	0.00	0.00	0.00
00381347	V5829	625	5/20/2008	130.50	19.50	702.00	0.00	0.00	0.00	0.00	702.00
00380453	V5829	540	5/1/2008	0.50	0.40	14.40	0.00	0.00	0.00	0.00	14.40
00380646	V5829	540	5/5/2008	0.00	0.00	0.00	756.00	0.00	0.00	155.00	911.00
00380173	V5829	540	4/29/2008	97.30	0.90	32.40	0.00	0.00	0.00	0.00	32.40
00383585	V5829	638	6/23/2008	0.60	0.50	18.00	0.00	0.00	0.00	0.00	18.00
00382906	V5829	638	6/19/2008	190.50	0.00	0.00	0.00	173.34	320.00	493.34	
00376865	V5829	540	2/25/2008	3.10	6.20	223.20	23.78	0.00	0.00	0.00	246.98
				<b>4649.00</b>	<b>184.00</b>	<b>6855.70</b>	<b>4792.14</b>	<b>2334.96</b>	<b>4640.60</b>	<b>18623.40</b>	

DOWN TIME TO DATE    LABOR HRS    LABOR COST    PARTS COST    SUBLET COSTS    TOTAL COST  
5866.52            337.45            15958.35            7528.53            11641.77            35128.65    157