

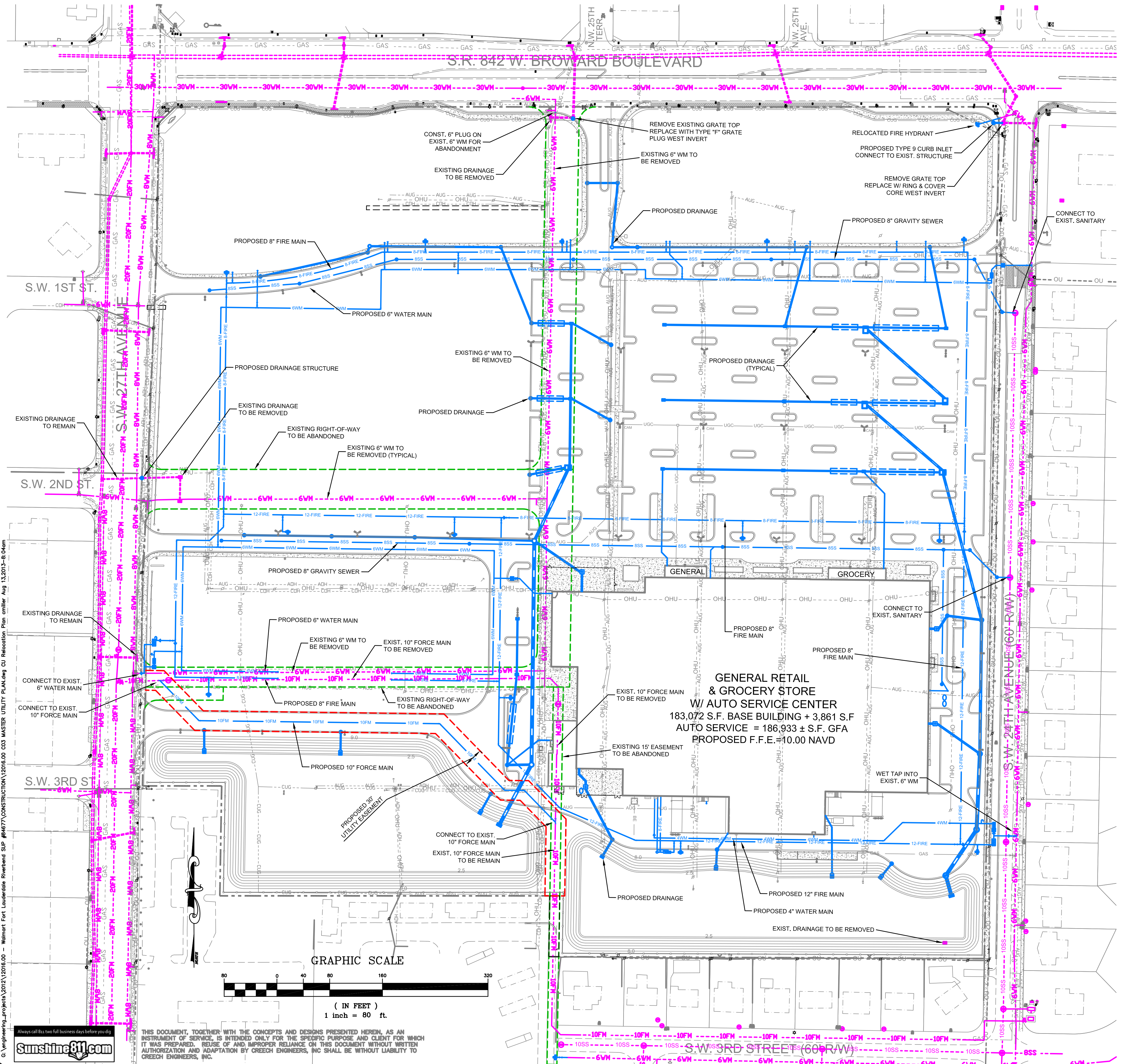
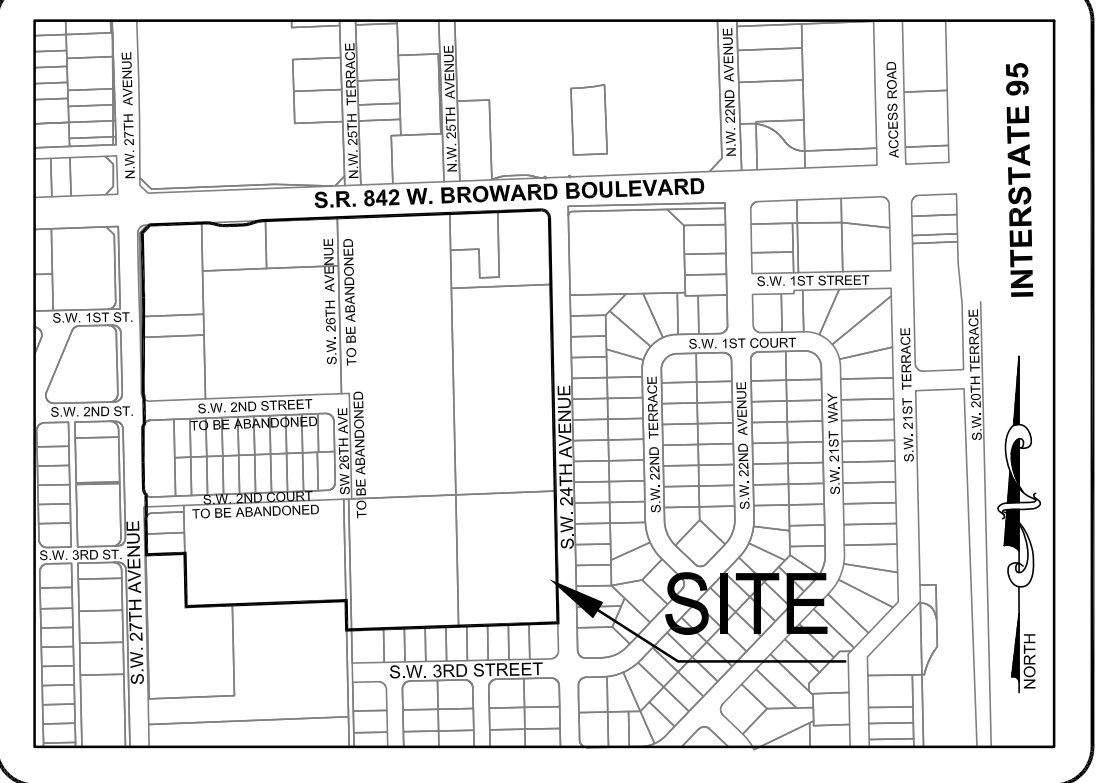
LEGEND

- PROJECT BOUNDARY
- PROPOSED BUILDING
- PROPOSED TYPE "F" CURB AND GUTTER
- PROPOSED SAN. MANHOLE
- PROPOSED 8" BACKFLOW PREVENTION & METER ASSY
- PROPOSED HYDRANT
- PROPOSED BENDS
- PROPOSED PLUG
- PROPOSED TEE
- PROPOSED GATE VALVE (GV)
- PROPOSED REDUCER
- EXISTING 30" WATER MAIN
- EXISTING 6" WATER MAIN
- EXISTING 8" WATER MAIN
- EXISTING 6" WATER MAIN TO BE REMOVED
- EXISTING 10" FORCE MAIN TO BE REMOVED
- EXISTING 8" GRAVITY SEWER
- EXISTING 10" GRAVITY SEWER
- EXISTING 10" FORCE MAIN
- EXISTING 20" FORCE MAIN
- EXISTING UNDERGROUND AT&T
- EXISTING OVERHEAD AT&T
- EXISTING UNDERGROUND COMCAST
- EXISTING OVERHEAD COMCAST
- EXISTING OVERHEAD UTILITIES
- EXISTING GAS LINE
- EXISTING GAS LINE
- PROPOSED 8" FIRE MAIN
- PROPOSED 12" FIRE MAIN
- PROPOSED 8" WATER MAIN
- PROPOSED 6" WATER MAIN
- PROPOSED 4" WATER MAIN
- PROPOSED 3" WATER MAIN
- PROPOSED 10" FORCE MAIN
- PROPOSED 8" GRAVITY SEWER
- PROPOSED CAMERA CONDUIT
- PROPOSED ELECTRICAL CONDUIT
- PROPOSED UNDERGROUND AT&T
- PROPOSED UNDERGROUND COMCAST

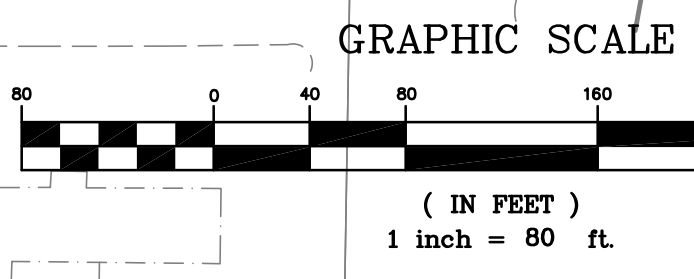
LIGHT LEGEND

(REFER TO SEPARATE PLANS FOR SITE LIGHTING ELECTRICAL PLAN.)

KEY	ATTRIBUTES
+	DESCRIPTION: XXX-XXXX-XX 35' POLE ON 3' BASE, 3 FIXTURES PER POLE
+	DESCRIPTION: XXX-XXXX-XX 35' POLE ON 3' BASE, 3 FIXTURES PER POLE WITH LOSS PREVENTION (LP) CAMERAS
-	DESCRIPTION: XXX-XXXX-XX 35' POLE ON 3' BASE, 1 FIXTURE PER POLE
-	DESCRIPTION: XXX-XXXX-XX (ROTATED OPTICS) 35' POLE ON 3' BASE, 2 FIXTURES PER POLE
-	DESCRIPTION: XXX-XXXX-XX 35' POLE ON 3' BASE, 2 FIXTURES PER POLE
*	DECORATIVE STREET LIGHT DESCRIPTION: XXX-XXXX-XX 15' POLE ON 3' BASE, 1 FIXTURE PER POLE



**GENERAL RETAIL & GROCERY STORE
W/ AUTO SERVICE CENTER**
183,072 S.F. BASE BUILDING + 3,861 S.F. AUTO SERVICE = 186,933 ± S.F. GFA
PROPOSED F.F.E. = 10.00 NAVD



**CONCEPTUAL UTILITY
RELOCATION PLAN**

Exhibit 5
14-0051
Page 1 of 1

REVISIONS BY

NO.	DESCRIPTION	DATE	BY

CREECH ENGINEERS INC.
REGISTERED PROFESSIONAL ENGINEERS
OFFICES ALSO IN MELBOURNE, FORT ST. LUCIE AND TALLAHASSEE, FL.
17881 S.W. ELLIPSE WAY, SUITE 100, FORT ST. LUCIE, FL 34949
TEL: 888-888-8888 FAX: 888-888-8888

RIVERBEND MARKETPLACE
FORT LAUDERDALE, BROWARD COUNTY, FLORIDA
GATLIN DEVELOPMENT CO., INC.
888 EAST LAS OLAS BLVD SUITE 600
FORT LAUDERDALE, FL 33301

DRAWN	C.S.M.
CHECKED	M.C.
DATE	08/13/13
SCALE	1" = 80'
JOB NO.	12016.00
SHEET	1



THIS DOCUMENT, TOGETHER WITH THE CONCEPTS AND DESIGNS PRESENTED HEREIN, AS AN INSTRUMENT OF SERVICE, IS INTENDED ONLY FOR THE SPECIFIC PURPOSE AND CLIENT FOR WHICH IT WAS PREPARED. REUSE OF AND IMPROPER RELIANCE ON THIS DOCUMENT WITHOUT WRITTEN AUTHORIZATION AND ADAPTATION BY CREECH ENGINEERS, INC. SHALL BE WITHOUT LIABILITY TO CREECH ENGINEERS, INC.