

RESOLUTION NO. 22-256

A RESOLUTION OF THE CITY COMMISSION OF THE CITY OF FORT LAUDERDALE, FLORIDA, AMENDING THE CITY OF FORT LAUDERDALE'S FY 2023 FINAL ALL FUNDS BUDGET FOR THE FISCAL YEAR BEGINNING OCTOBER 1, 2022, AND ENDING SEPTEMBER 30, 2023, BY APPROPRIATING AND TRANSFERRING FUNDS AS SET FORTH IN CITY COMMISSION AGENDA MEMO #22-0894, AMENDING THE CITY OF FORT LAUDERDALE'S FINAL FY 2023 - FY 2027 COMMUNITY INVESTMENT PLAN FOR THE FISCAL YEARS BEGINNING OCTOBER 1, 2022, AND ENDING SEPTEMBER 30, 2027, BY APPROPRIATING AND TRANSFERRING FUNDS AS SET FORTH IN CITY COMMISSION AGENDA MEMO #22-0894, ABANDONING THE NE 13TH STREET 24" FORCE MAIN REPLACEMENT PROJECT, PUMP STATIONS C-1 & C-2 REPLACEMENT PROJECT, BREAKERS AVENUE STREETScape IMPROVEMENTS PROJECT, SMALL WATERMAIN REPLACEMENT - HENDRICKS ISLE PROJECT, AND BAYVIEW DRIVE 16" FORCE MAIN TO PUMP STATION B-14 PROJECT, AND PROVIDING FOR SEVERABILITY AND AN EFFECTIVE DATE.

WHEREAS, pursuant to Resolution No. 22-220, adopted on September 12, 2022, the City Commission of the City of Fort Lauderdale, Florida, adopted the FY 2023 Final All Funds Budget for the City of Fort Lauderdale for the Fiscal Year beginning October 1, 2022, and ending September 30, 2023; and

WHEREAS, pursuant to Resolution No. 22-210, adopted on September 12, 2022, the City Commission of the City of Fort Lauderdale, Florida, adopted the City of Fort Lauderdale Final FY 2023 - FY 2027 Community Investment Plan for the Fiscal Years beginning October 1, 2022, and ending September 30, 2027;

NOW, THEREFORE, BE IT RESOLVED BY THE CITY COMMISSION OF THE CITY OF FORT LAUDERDALE, FLORIDA:

SECTION 1. That the City of Fort Lauderdale's FY 2023 Final All Funds Budget for the Fiscal Year beginning October 1, 2022, and ending September 30, 2023, is hereby amended by appropriating and transferring funds as set forth in City Commission Agenda Memo #22-0894, a copy of which is attached hereto and incorporated herein.


SECTION 2. That the City of Fort Lauderdale Final FY 2023 - FY 2027 Community Investment Plan for the Fiscal Years beginning October 1, 2022, and ending September 30, 2027, to the extent appropriated for the Fiscal Year beginning October 1, 2022, and ending September 30, 2023, is hereby amended by appropriating and transferring funds as set forth in City Commission Agenda Memo #22-0894.

SECTION 3. That the NE 13th Street 24" Force Main Replacement Project, Pump Stations C-1 & C-2 Replacement Project, Breakers Avenue Streetscape Improvements Project, Small Watermain Replacement – Hendricks Isle Project, and Bayview Drive 16" Force Main to Pump Station B-14 Project, contained in the Community Investment Plan of the City of Fort Lauderdale, Florida, for the Fiscal Years beginning October 1, 2022, and ending September 30, 2027, are hereby abandoned.

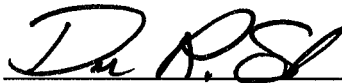
SECTION 4. That if any clause, section, or other part of this Resolution shall be held invalid or unconstitutional by any court of competent jurisdiction, the remainder of this Resolution shall not be affected thereby, but shall remain in full force and effect.

SECTION 5. That this Resolution shall be in full force and effect upon final passage.

ADOPTED this 1<sup>st</sup> day of November, 2022.

  
\_\_\_\_\_  
Mayor  
DEAN J. TRANTALIS

ATTEST:

  
\_\_\_\_\_  
City Clerk  
DAVID R. SOLOMAN

Dean J. Trantalis      Yea

Heather Moraitis      Yea

Steven Glassman      Yea

APPROVED AS TO FORM:

  
\_\_\_\_\_  
City Attorney  
ALAIN E. BOILEAU

Robert L. McKinzie      Yea

Ben Sorensen      Yea




**CITY OF FORT LAUDERDALE  
City Commission Agenda Memo  
REGULAR MEETING**

**#22-0894**

---

**TO:** Honorable Mayor & Members of the  
Fort Lauderdale City Commission

**FROM:** Greg Chavarria, City Manager 

**DATE:** November 1, 2022

**TITLE:** **REVISED CR-6** - Resolution Approving the Consolidated Budget  
Amendment to Fiscal Year 2023 – Appropriation - **(Commission Districts  
1, 2, 3 and 4)**

---

**Recommendation**

Staff recommends the City Commission adopt a resolution amending the Fiscal Year (FY) 2023 Budget and FY 2023 – FY 2027 Community Investment Plan (CIP) and abandoning the NE 13<sup>th</sup> Street 24" Force Main Replacement Project, Pump Stations C-1 & C-2 Replacement Project, Breakers Avenue Streetscape Improvements Project, Small Watermain Replacement – Hendricks Isle Project and the Bayview Drive 16" Force Main to Pump Station B-14 project.

**Background**

Examples of recommended actions within the budget amendment are:

- transfer between funds;
- transfer between capital and operating budgets;
- transfer between capital projects;
- acceptance and appropriation of grant funding;
- amendment to staffing level;
- appropriation from fund balance; and
- appropriation for modified revenue and related expenditures.

Staff recommends the City Commission amend the FY 2023 Final Budget and FY 2023 – FY 2027 Community Investment Plan, as revised, by approving the following transfers and appropriations:

**Police**

**A. Appropriation of Grant Funds – Grant Fund – Florida Department of Transportation Pedestrian and Bicyclist Safety Program - \$83,390.44**

In July 2022, the City submitted an application to the Florida Department of Transportation (FDOT) in response to a solicitation for proposals from law enforcement agencies to deliver public awareness and enforcement campaigns related to pedestrian and bicyclist safety. This is a component of Florida’s Bicycle/Pedestrian Focused Initiative Communication and High Visibility Enforcement Implementation Project under the direction of FDOT and the Institute of Police Technology and Management. The grant’s enforcement activities are being implemented to remind and educate pedestrians, bicyclists, and motorists of safe behaviors. Although not anticipated, any overages in overtime funding will be covered by the Police Department overtime budget.

The delivery of services must begin within 30 days of contract execution and must end on or before May 12, 2023. The grant does not require matching funds.

Staff recommends the City Commission amend the FY 2023 Operating Budget in the amount of \$83,390.44 for the Florida Department of Transportation Pedestrian and Bicyclist Safety Program. The associated grant acceptance CAM 22-0826 was approved at the October 3, 2022, City Commission Regular Meeting.

Source:

<b>Funds available as of October 1, 2022</b>					
<b>ACCOUNT NUMBER</b>	<b>COST CENTER NAME</b>	<b>CHARACTER CODE/ ACCOUNT NAME</b>	<b>AMENDED BUDGET (Character)</b>	<b>AVAILABLE BALANCE (Character)</b>	<b>AMOUNT</b>
10-129-9300-529-331-202-23GPEDCYCLE	FY 2023 FDOT Pedestrian & Bicyclist Safety Program	Federal Grant/US DOT pass thru FDOT	\$0	\$0	\$83,390.44
<b>TOTAL AMOUNT →</b>					<b>\$83,390.44</b>

Use:

<b>ACCOUNT NUMBER</b>	<b>COST CENTER NAME</b>	<b>CHARACTER CODE/ ACCOUNT NAME</b>	<b>AMENDED BUDGET (Character)</b>	<b>AVAILABLE BALANCE (Character)</b>	<b>AMOUNT</b>
10-129-9300-529-40-4352-23GPEDCYCLE	FY 2023 FDOT Pedestrian & Bicyclist Safety Program	Other Operating Expenses/ Servchg - Police	\$0	\$0	\$83,390.44
<b>TOTAL AMOUNT →</b>					<b>\$83,390.44</b>

**B. Appropriation of Grant Funds -- Grant Fund – FY 2023 FDOT State Safety Office Program - \$30,000**

In February 2022, the City submitted an application to the Florida Department of Transportation (FDOT) in response to a solicitation for proposals from law enforcement agencies to address the most significant traffic safety issues within their jurisdictions. The City has been awarded \$30,000 in funding to institute a motorcycle safety program

to reduce the frequency of incidents in identified hot spots. Education and enforcement activities will focus on improving the safety and awareness of risky behaviors that contribute to motorcycle traffic violations and accidents. The grant does not require matching funds and will end on September 30, 2023.

Staff recommends the City Commission amend the FY 2023 Operating Budget in the amount of \$30,000, for the FY 2023 FDOT State Safety Office Program. This item is contingent upon the approval of the grant acceptance CAM 22-0953.

Source:

<b>Funds available as of October 6, 2022</b>					
<b>ACCOUNT NUMBER</b>	<b>COST CENTER NAME (Program)</b>	<b>CHARACTER CODE/ ACCOUNT NAME</b>	<b>AMENDED BUDGET (Character)</b>	<b>AMOUNT RECEIVED (Character)</b>	<b>AMOUNT</b>
10-129-9300-529-331-201-23GFDOTBIKE	FY 2023 FDOT State Safety Office Program	Intergovt Revenue/ US DOT pass thru FDOT	\$0.00	\$0.00	\$30,000.00
<b>APPROPRIATION TOTAL →</b>					<b>\$30,000.00</b>

Use:

<b>ACCOUNT NUMBER</b>	<b>COST CENTER NAME (Program)</b>	<b>CHARACTER CODE/ ACCOUNT NAME</b>	<b>AMENDED BUDGET (Character)</b>	<b>AVAILABLE BALANCE (Character)</b>	<b>AMOUNT</b>
10-129-9300-529-40-4352-23GFDOTBIKE	FY 2023 FDOT State Safety Office Program	Other Oper Exp/Servchg-Police	\$0.00	\$0.00	\$30,000.00
<b>APPROPRIATION TOTAL →</b>					<b>\$30,000.00</b>

**C. Appropriation of Fund Balance - State Forfeiture Trust Fund – Facilitating Forfeiture Operations - \$998,184**

The Police Department requests City Commission approval to allocate the following amounts from the State Forfeiture Trust Fund:

- Lease expenses for unmarked and undercover vehicles to be used for the Investigations Bureau - \$90,000.
- Legal filings and court-related expenses for forfeiture-related cases - \$30,500
- Forfeiture-related towing contract - \$16,000
- Rental payments associated with the Evidence Warehouse - \$46,684
- State Forfeiture Fund donations to community-based organizations in accordance with the Florida Contraband Forfeiture Act - \$15,000
- Upfitting of Patrol Vehicles as part of the upgrade to Chevrolet Tahoes - \$800,000.

Staff recommends amending the FY 2023 Operating Budget in the amount of \$998,184 for forfeiture-related expenses.

Source:

**Funds available as of October 4, 2022**

ACCOUNT NUMBER	COST CENTER NAME	CHARACTER CODE/ ACCOUNT NAME	AMENDED BUDGET (Character)	AVAILABLE BALANCE (Character)	AMOUNT
10-104-0000-000-399-999	Law Enforcement Confiscated Property	Balances & Reserves/ Appropriated Fund Balance	N/A	N/A	\$998,184
<b>TOTAL AMOUNT →</b>					<b>\$998,184</b>

Use:

ACCOUNT NUMBER	COST CENTER NAME	CHARACTER CODE/ ACCOUNT NAME	AMENDED BUDGET (Character)	AVAILABLE BALANCE (Character)	AMOUNT
10-104-5070-521-30-3307	Police Confiscated Property - Confiscation	Services/ Materials/ Vehicle Rental	\$300	\$300	\$90,000
10-104-5070-521-30-3322	Police Confiscated Property - Confiscation	Services/ Materials/ Other Facility Rental	\$300	\$300	\$46,684
10-104-5070-521-30-3299	Police Confiscated Property - Confiscation	Services/ Materials/ Other Services	\$300	\$300	\$16,000
10-104-5070-521-30-3119	Police Confiscated Property - Confiscation	Services/ Materials/ Legal Services	\$300	\$300	\$30,500
10-104-5070-521-40-4299	Police Confiscated Property - Confiscation	Other Operating Expenses/ Other Contributions	N/A	N/A	\$15,000
10-104-5070-521-60-6419	Police Confiscated Property - Confiscation	Capital Outlay/ Vehicle Add-ons	N/A	N/A	\$800,000
<b>TOTAL AMOUNT →</b>					<b>\$998,184</b>

**D. Appropriation of Fund Balance – Department of Justice Trust Fund (\$998,000), Treasury Task Force Fund (\$700,000) – Eligible Police Purchases - \$1,698,000**

The Police Department requests City Commission approval to allocate the following amounts from the Department of Justice Asset Forfeiture Funds and Treasury Task Force Funds:

- Purchase of sidearms in the “One Gun Program” to allow standardization of weapons across all officers - \$700,000
- Rental of undercover vehicles for the Investigations Bureau - \$198,000
- Purchase of new rifles for School Resource Officers and Patrol Officers in the Operations Bureau - \$350,000
- Upfitting of Patrol Vehicles for the operations bureau as part of the upgrade to Chevrolet Tahoes - \$450,000

Staff recommends amending the FY 2023 Operating Budget in the amount of \$1,698,000 to fund eligible police purchases utilizing the Department of Justice Trust Fund and the Treasury Task Force Fund.

Source:

**Funds available as of October 1, 2022**

ACCOUNT NUMBER	COST CENTER NAME	CHARACTER CODE/ ACCOUNT NAME	AMENDED BUDGET (Character)	AVAILABLE BALANCE (Character)	AMOUNT
10-107-0000-000-399-999	Justice Dept Other	Balances & Reserves/ Appropriated Fund Balance	N/A	N/A	\$998,000
10-109-0000-000-399-999	Treasury Task Force	Balances & Reserves/ Appropriated Fund Balance	N/A	N/A	\$700,000
<b>TOTAL AMOUNT →</b>					<b>\$1,698,000</b>

Use:

ACCOUNT NUMBER	COST CENTER NAME	CHARACTER CODE/ ACCOUNT NAME	AMENDED BUDGET (Character)	AVAILABLE BALANCE (Character)	AMOUNT
10-109-5090-521-30-3999	Treasury Dept Task Force	Services/ Materials/ Other Supplies	N/A	N/A	\$700,000
10-107-5080-521-30-3307	Justice Dept Other	Services/ Materials/ Vehicle Rental	N/A	N/A	\$198,000
10-107-5080-521-30-3999	Justice Dept Other	Services/ Materials/ Other Supplies	N/A	N/A	\$350,000
10-107-5080-521-60-6419	Justice Dept Other	Capital Outlay / Other Equipment	N/A	N/A	\$450,000
<b>TOTAL AMOUNT →</b>					<b>\$1,698,000</b>

### Parks and Recreation

#### **E. Appropriation of Grant Funds and Transfer of Required City Match – Grant Fund, General Fund – Florida Department of State Division of Cultural Affairs – The Specific Cultural Project (SCP) Grant - \$50,000**

The City of Fort Lauderdale’s Parks and Recreation Department has established strong community partnerships over the last three decades that has allowed the City’s Sunday Jazz Brunch live performance music series of events to continue to be successful.

The City has been awarded a grant from the Florida Department of State Division of Cultural Affairs. The grant provides \$25,000 to support the City of Fort Lauderdale’s Sunday Jazz Brunch live performance music series. The downtown Riverwalk area where the event takes place comes alive the first Sunday of each month, creating a dynamic yet cultural atmosphere in the City. The events showcase new and emerging talented local jazz ensembles or artists while enriching our community with sponsored activities and business development.

A cash match in the amount of \$25,000 is required which is available in the Parks and Recreation Department’s Community Events budget.

Staff recommends that the City Commission amend the FY 2023 Budget by amending the appropriate accounts in the amount of \$50,000 for the Florida Department of State Division of Cultural Affairs – The Specific Cultural Project (SCP) Grant.

Source:

<b>Funds available as of October 6, 2022</b>					
<b>ACCOUNT NUMBER</b>	<b>COST CENTER NAME (Program)</b>	<b>CHARACTER CODE/ ACCOUNT NAME</b>	<b>AMENDED BUDGET (Character)</b>	<b>AVAILABLE BALANCE (Character)</b>	<b>AMOUNT</b>
10-129-9300-572-334-700-23GJZBRNCH	Jazz Brunch Grant - State of FL Grant	Intergovt Revenue/ Natl Endowment of the Arts	\$0.00	\$0.00	\$25,000.00
<b>TOTAL AMOUNT →</b>					<b>\$25,000.00</b>

Use:

<b>ACCOUNT NUMBER</b>	<b>COST CENTER NAME (Program)</b>	<b>CHARACTER CODE/ ACCOUNT NAME</b>	<b>AMENDED BUDGET (Character)</b>	<b>AVAILABLE BALANCE (Character)</b>	<b>AMOUNT</b>
10-129-9300-572-30-3203-23GJZBRNCH	Jazz Brunch Grant - State of FL Grant	Services Materials/ Artistic Services	\$0.00	\$0.00	\$25,000.00
<b>TOTAL AMOUNT →</b>					<b>\$25,000.00</b>

Source: (Cash Match)

<b>ACCOUNT NUMBER</b>	<b>COST CENTER NAME (Program)</b>	<b>CHARACTER CODE/ ACCOUNT NAME</b>	<b>AMENDED BUDGET (Character)</b>	<b>AVAILABLE BALANCE (Character)</b>	<b>AMOUNT</b>
10-001-6025-574-30-3203	Community Events	Services Materials / Artistic Services	\$1,707,086	\$1,707,086	\$25,000.00
<b>TOTAL AMOUNT →</b>					<b>\$25,000.00</b>

Use:

<b>ACCOUNT NUMBER</b>	<b>COST CENTER NAME (Program)</b>	<b>CHARACTER CODE/ ACCOUNT NAME</b>	<b>AMENDED BUDGET (Character)</b>	<b>AVAILABLE BALANCE (Character)</b>	<b>AMOUNT</b>
10-129-9300-572-30-3203-23GJZBRNCHA	Jazz Brunch Match - State of FL Grant	Services Materials / Artistic Services	\$0	\$0	\$25,000.00
<b>TOTAL AMOUNT →</b>					<b>\$25,000.00</b>

**F. Transfer between Operating Budgets and Appropriation of Fund Balance – General Fund – Traffic Control Devices - \$80,000**

The City uses traffic control devices (flasher barricades, signs, arrow boards, etc.) for activities that take place within public rights-of-way and that have a potential to impact the normal flow of traffic. Barricades and signs are also utilized for many Special Events and during Spring Break to aid with security and crowd control. The Police Department manages the ordering and scheduling for the traffic control devices. Funding is currently budgeted in the Parks and Recreation Department’s Operating Budget. To improve oversight and accountability for the program, the budget for these services is recommended to be transferred to the Police Department’s Operating Budget in the amount of \$55,500 with the additional appropriation of \$24,500 from General Fund Balance based upon the expected utilization for FY 2023.

Staff recommends that the City Commission amend the FY 2023 Operating Budget by amending the appropriate accounts in the amount of \$80,000 for traffic control devices.



Source:

<b>Funds available as of October 11, 2022</b>					
<b>ACCOUNT NUMBER</b>	<b>COST CENTER NAME (Program)</b>	<b>CHARACTER / ACCOUNT NAME</b>	<b>AMENDED BUDGET (Character)</b>	<b>AVAILABLE BALANCE (Character)</b>	<b>AMOUNT</b>
10-001-6025-574-30-3310	Community Events	Services/ Materials/ Other Equipment Rentals	\$1,723,201	\$1,544,460	\$55,500
10-001-0000-000-399-999	General Fund	Balances & Reserves/ Appropriated Fund Balance	N/A	N/A	\$24,500
<b>TOTAL AMOUNT →</b>					<b>\$80,000</b>

Use:

<b>ACCOUNT NUMBER</b>	<b>COST CENTER NAME (Program)</b>	<b>CHARACTER / ACCOUNT NAME</b>	<b>AMENDED BUDGET (Character)</b>	<b>AVAILABLE BALANCE (Character)</b>	<b>AMOUNT</b>
10-001-5032-521-30-3310	Special Event & Emergency Mgmt Seem	Services/ Materials/ Other Equipment Rentals	\$51,760	\$51,760	\$80,000
<b>TOTAL AMOUNT →</b>					<b>\$80,000</b>

**Development Services Department**

**G. Appropriation of Fund Balance – Beach Business Improvement District (BBID) Fund – Increased Funding for Sponsorships - \$ 200,000**

The Beach Business Improvement District (BBID) wants to support the activation of the Las Olas Oceanside Park system, (Las Olas Oceanside Park, Las Olas Intracoastal Park, Las Olas Beach Garage, and DC Alexander Park) for FY 2023, between October 2022 to September 2023. Planned activations include the Friday Night Sound Waves series (FNSW) and events that have proven popular in prior years such as Pumpkins and Palm Trees, Wonderland, Fur the Love Pet Fest, Spring Fling Eggstravaganza, as well as new events under development.

On September 13, 2022, the BBID Advisory Committee recommended supporting the one-year activation in the amount of \$175,000. Funds are available in the Beach Business Improvements fund balance for this purpose.

BBID wants to support the Winterfest Viewing and Festival event taking place on December 11~~10~~, 2022, at the Las Olas Promenade Park. The proposed activities for the site will include, but not be limited to, live music, food and beverages for purchase, sponsor activations, sampling, vendor booths, and interactive games, and a viewing area.

On October 10, 2022, the BBID Advisory Committee recommended supporting the Winterfest Viewing and Festival event in the amount of \$25,000. Funds are available in the Beach Business Improvements fund balance for this purpose.

Staff recommends the City Commission amend the FY 2023 Operating Budget in the amount of \$200,000 to fund the activation of the Las Olas Oceanside Park system for

FY 2023 and the Winterfest Viewing and Festival on December 10, 2022. There are two associated CAMs: CAM 22-0972 and CAM 22-0979.

Source:

<b>Funds available as of October 1, 2022</b>					
<b>ACCOUNT NUMBER</b>	<b>COST CENTER NAME</b>	<b>CHARACTER CODE/ ACCOUNT NAME</b>	<b>AMENDED BUDGET (Character)</b>	<b>AVAILABLE BALANCE (Character)</b>	<b>AMOUNT</b>
10-135-0000-000-399-999	Beach Business Improvement District Fund	Balances and Reserves/ Appropriated Fund	N/A	N/A	\$200,000
<b>TOTAL AMOUNT →</b>					<b>\$200,000</b>

Use:

<b>ACCOUNT NUMBER</b>	<b>COST CENTER NAME</b>	<b>CHARACTER CODE/ ACCOUNT NAME</b>	<b>AMENDED BUDGET (Character)</b>	<b>AVAILABLE BALANCE (Character)</b>	<b>AMOUNT</b>
10-135-1430-552-40-4207	Beach Business Improvement District	Other Operating Expenses / Promotional Contributions	\$676,197	\$676,197	\$200,000
<b>TOTAL AMOUNT →</b>					<b>\$200,000</b>

**H. Appropriation from Fund Balance – Affordable Housing Trust Fund – Affordable Housing Loan Award to Related FATVillage LLC - \$600,000**

The Development Services Department (DSD) is requesting to use \$600,000 from the Affordable Housing Trust Fund to award an affordable housing loan to Related FATVillage LLC for the Gallery at FAT Village Project located at 600 Andrews Avenue. The project is a mixed-income development with one hundred fifty (150) rent and income restricted units, consisting of thirty-nine (39) units leased at 50% of the Area Median Income (AMI), one hundred eleven (111) units leased at 120% Area Median Income, and forty-five (45) units leased at market rate. The total project cost will be approximately \$66.8 million. The project will be financed with tax exempt bonds issued by the Broward County Housing Finance Authority (HFA) and 4% as-of-right Low-Income Housing Tax Credits (LIHTC) allocated through the Florida Housing Finance Corporation. Tax credit equity will equal \$4.45 million, and the first mortgage financing will be in the amount of \$37.47 million, with Developer equity of \$10.85 million and a deferred Developer's fee of \$9.03 million. The \$1.5 million CRA Development Incentive loan being sought (CAM# 22-0898) represents 2.2% of the total project cost. At the request of the developer, the City is proposing to fund \$600,000 for an affordable housing loan from the City's Affordable Housing Trust Fund. Related FATVillage LLC will repay the outstanding principal loan balance at the end of the 30-year affordability period.

Staff recommends the City Commission amend the FY 2023 Operating Budget in the amount of \$600,000 for an Affordable Housing Loan to Related FATVillage LLC. There is an associated CAM 22-0977.

Source:

<b>Funds available as of October 25, 2022</b>					
ACCOUNT NUMBER	COST CENTER NAME	CHARACTER CODE/ ACCOUNT NAME	AMENDED BUDGET (Character)	AVAILABLE BALANCE (Character)	AMOUNT
10-149-0000-000-369-931	Affordable Housing Trust Fund	Misc. Revenues/ Affordable Housing	\$607,267	\$607,267	\$600,000
<b>TOTAL AMOUNT →</b>					<b>\$600,000</b>

Use:

ACCOUNT NUMBER	COST CENTER NAME	CHARACTER CODE/ ACCOUNT NAME	AMENDED BUDGET (Character)	AVAILABLE BALANCE (Character)	AMOUNT
10-149-3210-554-40-4203	Affordable Housing Trust	Other Operating Expense/ Redevelopment Projects	\$0	\$0	\$600,000
<b>TOTAL AMOUNT →</b>					<b>\$600,000</b>

**City Manager's Office**

**I. Appropriation from Fund Balance and Transfer between Funds – General Fund, General Capital Projects Fund – 800 NW 22nd Road Property Purchase - \$955,000**

Staff recommends that the City purchase the property located at 800 NW 22nd Road in the Durrs Community Association, also known as Tony's Market and bounded on the South by NW 6th Street and on the West by NW 24th Avenue. The site is approximately 8,292 square feet of land with a 5,015 square foot building and is zoned RMM-25 which is Residential Multifamily and Medium High Density. The City is seeking to acquire the property to address a community need for early childhood education or workforce development training.

On June 13, 2022, the City Manager, on behalf of the City of Fort Lauderdale, and the property owner tentatively agreed to a purchase price of \$955,000 which is 37.71% above the average of two appraisals. Resolution 19-124 delegates authority to the City Manager to approve letters of Intent and option contracts for property acquisitions. The term "option contract" means a proposed agreement by the City to purchase a piece of property, subject to the approval of the local governing body at a public meeting.

Staff recommends the City Commission amend the FY 2023 Operating Budget in the amount of \$955,000 for the purchase of the property at 800 NW 22<sup>nd</sup> Road. This item is contingent upon the approval of CAM 22-0866.

Source:

<b>Funds available as of October 01, 2022</b>					
ACCOUNT NUMBER	INDEX NAME (Program)	CHARACTER CODE/ SUB-OBJECT NAME	AMENDED BUDGET (Character)	AVAILABLE BALANCE (Character)	AMOUNT
10-001-0000-000-399-999	General Fund	Balances & Reserves / Appropriated Fund Balance	NA	NA	\$955,000
<b>TOTAL AMOUNT →</b>					<b>\$955,000</b>

Use:

ACCOUNT NUMBER	INDEX NAME (Program)	CHARACTER CODE/ SUB-OBJECT NAME	AMENDED BUDGET (Character)	AVAILABLE BALANCE (Character)	AMOUNT
10-331-9100-519-60-6504-P12789	800 NW 22nd Road Property Purchase	Capital Outlay/ Land Acquisition	\$0	\$0	\$955,000
<b>TOTAL AMOUNT →</b>					<b>\$955,000</b>

**J. Appropriation of Grant Funds – Grant Fund – Barbara Bush Foundation for Family Literacy - \$3,000**

On February 1, 2022, the City Commission approved a Strategic Alliance Agreement with The Barbara Bush Foundation for Family Literacy, Inc., to implement the Book Explorers Reading Mentors Program through the Parks and Recreation Department’s Promoting Lifetime Activities for Youth (PLAY) aftercare program. There is a proposed amendment that extends the term of the agreement through June 3, 2023, and includes funding for program implementation at three Parks and Recreation community centers.

The Book Explorers Reading Mentors Program is an online literacy program that pairs students in 1st through 3rd grades with a reading mentor through the Parks and Recreation PLAY after-school program. Reading mentors use targeted strategies and activities to build their mentees’ literacy skills and confidence.

The grant provides funding for program administrator stipends, curriculum, and resources, including digital access to fiction, nonfiction and culturally responsive books. It also provides mentor guides with structured lessons, parent guides with reading strategies and comprehensive training for mentors and program advisors. The Book Explorers Reading Mentors Program will be made available to children enrolled in the PLAY aftercare program at Riverland Park, Croissant Park and Warfield Park.

Staff recommends the City Commission amend the FY 2023 Operating Budget in the amount of \$3,000 for the extension of the Barbara Bush Foundation for Family Literacy grant. This item is contingent upon the approval of CAM 22-0975.

Source:

*Funds available as of October 24, 2022*

ACCOUNT NUMBER	COST CENTER NAME	CHARACTER CODE/ ACCOUNT NAME	AMENDED BUDGET (Character)	AVAILABLE BALANCE (Character)	AMOUNT
10-129-9300-512-337-700-22GBBFFL	Barbara Bush Foundation for Family Literacy	Intergovernmental Revenues/ Local Government Unit Grant - Culture/Recreation	\$0	\$0	\$3,000
<b>TOTAL AMOUNT →</b>					<b>\$3,000</b>

Use:

ACCOUNT NUMBER	COST CENTER NAME	CHARACTER CODE/ ACCOUNT NAME	AMENDED BUDGET (Character)	AVAILABLE BALANCE (Character)	AMOUNT
10-129-9300-512-30-3299-22GBBFFL	Barbara Bush Foundation for Family Literacy	Services/ Materials/ Other Services	\$0	\$0	\$3,000
<b>TOTAL AMOUNT →</b>					<b>\$3,000</b>

**Public Works**

**K. Appropriation from Fund Balance – Airport - Operations Fund, Arts and Science District Garage Fund, Central Services - Operations Fund, Sanitation Fund, Vehicle Rental - Operations Fund, and Water and Sewer - Operations Fund - Purchase of Fifty (50) City-Wide Replacement Vehicles - \$3,205,224.57**

The Fleet Services Division of the Public Works Department recommends the replacement of forty-two (42) vehicles that remained unordered at the conclusion of FY 2022 and eight (8) vehicles that were considered total-loss vehicles during FY 2022. There has been a shortage of computer microprocessor chips that power electronics in new vehicles, partly due to the COVID-19 pandemic. This has resulted in worldwide shortages of new vehicles and equipment and manufacturers have pushed back production on many of the pieces of equipment that the City typically uses in their vehicles.

Funding is available for transfer from Airport - Operations Fund, Arts and Science District Garage Fund, Central Services - Operations Fund, Sanitation Fund, Vehicle Rental - Operations Fund, and Water and Sewer - Operations Fund Balances for the purchase of these vehicles.

Staff recommends that the City Commission amend the FY 2023 Operating Budget in the amount of \$3,205,224.57 to purchase fifty (50) replacement vehicles to support Citywide operations.

Source:

**Funds available as of October 1, 2022**

ACCOUNT NUMBER	COST CENTER NAME	CHARACTER CODE/ ACCOUNT NAME	AMENDED BUDGET (Character)	AVAILABLE BALANCE (Character)	AMOUNT
10-468-0000-000-399-999	Airport - Operations	Balances & Reserves/ Appropriated Fund Balance	N/A	N/A	\$ 45,125.26
10-643-0000-000-399-999	Arts and Science District Garage	Balances & Reserves/ Appropriated Fund Balance	N/A	N/A	\$ 14,693.72
10-581-0000-000-399-999	Central Services - Operations	Balances & Reserves/ Appropriated Fund Balance	N/A	N/A	\$ 716,987.18
10-409-0000-000-399-999	Sanitation - Operations	Balances & Reserves/ Appropriated Fund Balance	N/A	N/A	\$ 53,048.00
10-583-0000-000-399-999	Vehicle Rental - Operations	Balances & Reserves/ Appropriated Fund Balance	N/A	N/A	\$ 1,660,922.99
10-450-0000-000-399-999	Water and Sewer Operations	Balances & Reserves/ Appropriated Fund Balance	N/A	N/A	\$ 714,447.42
<b>TOTAL AMOUNT →</b>					<b>\$ 3,205,224.57</b>

Use:

ACCOUNT NUMBER	COST CENTER NAME	CHARACTER CODE/ ACCOUNT NAME	AMENDED BUDGET (Character)	AVAILABLE BALANCE (Character)	AMOUNT
10-581-2221-516-60-6416	IT Radio Communications	Capital Outlay/ Vehicles	\$82,640	\$82,640	\$82,639.72
10-581-2221-516-60-6416	IT Radio Communications	Capital Outlay/ Vehicles	\$634,647	\$634,647	\$634,347.46
10-468-1460-540-60-6416	Executive Airport	Capital Outlay/ Vehicles	\$45,125	\$45,125	\$45,125.26
10-450-7034-536-60-6416	Inventory	Capital Outlay/ Vehicles	\$174,780	\$174,780	\$174,780.22
10-450-7303-536-60-6416	Pipe Construction	Capital Outlay/ Vehicles	\$142,040	\$142,040	\$142,040.00
10-450-7306-536-60-6416	Service Line Repair	Capital Outlay/ Vehicles	\$36,268	\$36,268	\$36,267.90
10-450-7308-536-60-6416	Alterations and Relocations	Capital Outlay/ Vehicles	\$119,553	\$119,553	\$119,553.16

10-450-7310-536-60-6416	Utility Field Locations	Capital Outlay/ Vehicles	\$33,503	\$33,503	\$33,503.42
10-450-7313-536-60-6416	Wastewater Repairs	Capital Outlay/ Vehicles	\$80,666	\$80,666	\$80,666.00
10-450-7403-536-60-6416	Fiveash Maintenance	Capital Outlay/ Vehicles	\$276,933	\$276,933	\$101,076.30
10-450-7501-536-60-6416	Water & Sewer Environmental Resources	Capital Outlay/ Vehicles	\$26,560	\$26,560	\$26,560.42
10-409-6052-534-60-6416	Public Places Clearing	Capital Outlay/ Vehicles	\$15,053	\$15,053	\$15,053.36
10-409-6054-534-60-6416	Public Places Clearing	Capital Outlay/ Vehicles	\$37,995	\$37,995	\$37,994.64
10-643-8070-545-60-6416	Arts & Sciences District Garage	Capital Outlay/ Vehicles	\$14,694	\$14,694	\$14,693.72
10-583-7070-519-60-6416	Fleet Services	Capital Outlay/ Vehicles	\$5,905,709	\$5,905,709	\$1,660,922.99
<b>TOTAL AMOUNT →</b>					<b>\$3,205,224.57</b>

**L. Transfer Between Capital Projects – Water and Sewer General Capital Projects - NW Second Avenue Tank Restoration Project – \$40,000**

***Abandoning the Bayview Drive 16” Force Main to Pump Station B-14 Project***

The NW Second Avenue Tank Restoration project resurfaced and repainted the interior and exterior of the elevated water tower. During a warranty inspection conducted eleven months after project completion, an inspection consultant discovered significant corrosion inside the water tower. City staff investigated causes for premature corrosion and identified three probable causes: poor coating application by the contractor, inadequate coating thickness over irregular surfaces left when corrosion damage was removed during the project, and dissimilar metal corrosion from stainless steel ladders that are welded inside the carbon steel water tower as part of the project.

The contractor acknowledged the poor coating application and agreed to recoat the entire interior surface of the water tower, including the stainless-steel ladders, at their cost. Additional work (pit filling) is needed to address irregular areas prior to recoating to ensure adequate coating thickness. The contractor provided a cost of \$40,000. Although this work was included in the project contract in a bid item called “pit filling”, the engineering consultant did not provide direction as to where the contractor should have applied the pit filling and the work was not completed. The City is pursuing reimbursement of the \$40,000 from the engineering consultant for this work.

Additional funding is being requested for the additional work necessary to ensure adequate coating thickness in the areas of the water tower interior that have irregular surfaces.

Funding is available in the Bayview Drive 16” Force Main to Pump Station B-14 project, which has been partially abandoned and reprioritized in a future year in the Community Investment Plan to fund this high priority project.

Staff recommends the City Commission amend the FY 2023 – FY 2027 Community

Investment Plan in the amount of \$40,000 to complete the NW Second Avenue Tank Restoration Project.

Source:

<b>Funds available as of October 1, 2022</b>					
<b>ACCOUNT NUMBER</b>	<b>COST CENTER NAME</b>	<b>CHARACTER CODE/ ACCOUNT NAME</b>	<b>AMENDED BUDGET (Character)</b>	<b>AVAILABLE BALANCE (Character)</b>	<b>AMOUNT</b>
10-495-7999-536-60-6599-P12619	Bayview Drive 16-inch Forcemain to Pump Station B-14	Capital Outlay / Construction	\$2,570,000	\$2,392,892	\$40,000
<b>TOTAL AMOUNT →</b>					<b>\$40,000</b>

Use:

<b>ACCOUNT NUMBER</b>	<b>COST CENTER NAME</b>	<b>CHARACTER CODE/ ACCOUNT NAME</b>	<b>AMENDED BUDGET (Character)</b>	<b>AVAILABLE BALANCE (Character)</b>	<b>AMOUNT</b>
10-495-7999-536-60-6599-P11887	NW Second Avenue Tank Restoration	Capital Outlay / Construction	\$0	\$0	\$40,000
<b>TOTAL AMOUNT →</b>					<b>\$40,000</b>

**M. Appropriation of Fund Balance – General Fund – Riviera Isles Utilities Undergrounding and Idlewyld Undergrounding of Utilities - \$500,000**

The City Commission approved the underground utility line assessment program at the August 20, 2013, Regular Meeting (CAM 13-1029). The program provides that the City will incur upfront costs for the preparation of construction plans for utility undergrounding services. Property owners of the affected area will reimburse the City through an assessment fee to be collected through the City’s utility billing system. The City collected \$145,000 from the Riviera Isles and Idlewyld neighborhoods to fund the undergrounding of utilities project. Since the time of collection, the costs associated with the project have escalated to a current estimate of \$500,000.

According to Florida Power and Light (FP&L), undergrounding increases their system’s day-to-day reliability by 50% and by 85% during storms. With the recent start of the Las Olas Isles Utility undergrounding construction, other neighborhoods have shown an interest to either re-engage or initiate the undergrounding process.

This funding request will provide initial funding for the City to engage a consulting engineer to assist with the process of receiving and reviewing the applications and the planning, coordinating, and developing of work plans and details as requested by the communities following the process outlined by the City Code and in-house project management fees for the Riviera Isles and Idlewyld Neighborhoods.

Funding in the amount of \$500,000 is available in the General Fund balance for these projects.

Staff recommends that the City Commission amend the FY 2023 operating budget and FY 2023 – FY 2027 Community Investment Plan in the amount of \$500,000 for the Riviera Isles Utilities Undergrounding and Idlewyld Undergrounding Utilities Projects.



Source:

<b>Funds available as of October 1, 2022</b>					
<b>ACCOUNT NUMBER</b>	<b>COST CENTER NAME</b>	<b>CHARACTER CODE/ ACCOUNT NAME</b>	<b>AMENDED BUDGET (Character)</b>	<b>AVAILABLE BALANCE (Character)</b>	<b>AMOUNT</b>
10-001-0000-000-399-999	General Fund	Balance & Reserves/ Appropriated Fund Balance	N/A	N/A	\$500,000
<b>TOTAL AMOUNT →</b>					<b>\$500,000</b>

Use:

<b>ACCOUNT NUMBER</b>	<b>COST CENTER NAME</b>	<b>CHARACTER CODE/ ACCOUNT NAME</b>	<b>AMENDED BUDGET (Character)</b>	<b>AVAILABLE BALANCE (Character)</b>	<b>AMOUNT</b>
10-331-9100-539-60-6534-P11632	Riviera Isles Utilities Undergrounding	Capital Outlay / Construction	\$3,600	\$15	\$250,000
10-331-9100-554-60-6534-P11714	Idlewyld Undergrounding of Utilities	Capital Outlay / Construction	\$147,769	\$35,607	\$250,000
<b>TOTAL AMOUNT →</b>					<b>\$500,000</b>

**N. Appropriation of anticipated revenue and expense – Stormwater Bonds Construction Fund – River Oaks Stormwater Pump Stations Project - \$7,000,000**

This project is for the construction of two (2) new stormwater pump stations within the River Oaks Preserve in order to drain the River Oaks and Edgewood Neighborhoods. The stormwater pump stations project scope includes the installation of wet wells, effluent boxes, intake structures, instrumentation hardware, backup generators, sheet and auger piles, and water service lines.

This project was partially funded in May 2022 to facilitate an early start to the River Oaks Stormwater Pump Stations project, which was originally scheduled for late 2022. Additional funding is needed for the construction contract award, construction engineering and inspection (CEI) fees, and in-house project management fees.

Funding is available in the Stormwater Bonds Construction Fund from anticipated stormwater revenue bonds that are to be issued to fund this project. On May 3, 2022, Resolution 22-92 was passed that allows the reimbursement of certain capital expenditures for the stormwater improvements from the Stormwater Bonds Construction Fund.

Staff recommends the City Commission amend the FY 2023 – FY 2027 Community Investment Plan in the amount of \$7,000,000 for the River Oaks Pump Stations Project.

Source:

<b>Funds available as of October 7, 2022</b>					
<b>ACCOUNT NUMBER</b>	<b>COST CENTER NAME</b>	<b>CHARACTER CODE/ ACCOUNT NAME</b>	<b>AMENDED BUDGET (Character)</b>	<b>AVAILABLE BALANCE (Character)</b>	<b>AMOUNT</b>
10-473-0000-000-399-999	Stormwater Bonds Construction Fund	Balances & Reserves/ Appropriated Fund Balance	N/A	N/A	\$7,000,000
<b>TOTAL AMOUNT →</b>					<b>\$7,000,000</b>

Use:

<b>ACCOUNT NUMBER</b>	<b>COST CENTER NAME</b>	<b>CHARACTER CODE/ ACCOUNT NAME</b>	<b>AMENDED BUDGET (Character)</b>	<b>AVAILABLE BALANCE (Character)</b>	<b>AMOUNT</b>
10-473-7999-538-60-6599-P12745	River Oaks Pump Stations	Capital Outlay / Construction	\$0	\$0	\$7,000,000
<b>TOTAL AMOUNT →</b>					<b>\$7,000,000</b>

**O. Appropriation of Fund Balance and Transfer between Capital Projects and Operating Budget – Water and Sewer Fund – Water System Mapping - \$9,679,727**

***Abandoning the NE 13<sup>th</sup> Street 24” Force Main Replacement Project, Pump Stations C-1 & C-2 Replacement Project, Breakers Avenue Streetscape Improvements Project, Small Watermain Replacement – Hendricks Isle Project.***

The Public Works Department requests \$9,679,727 in operating funds for the development of a complete map of the City of Fort Lauderdale’s water supply system, including source and distribution mains, water control valves, service connections, and fire hydrants. The completed water supply system map will provide Public Works Operations and Engineering staff with accurate asset information to aid in design, maintenance, and repairs, as well as assist with helping the City to respond quickly and efficiently to water related events. This is a priority project and is part of Water Consent Order, OGC 19-1637, with the Florida Department of Environmental Protection (FDEP). The Consent Order certified mapping plan is due to FDEP no later than December 30, 2024.

This project is currently underfunded due to bids exceeding the original cost estimate, as well as the level of work required to complete the project on a tight deadline with the current rising inflation costs. Funding is being requested for the contract award, contingencies, and in-house project management fees.

Funding is available in the following sources for this priority Consent Order project:

Water and Sewer Operations Fund Balance

\$ 2,918,382

	Commission District	Phase	Amount
<b>Abandon project and reprioritize in future year Community Investment Plan</b>			
Breakers Avenue and Birch Road Improvements		2 Design	\$ 956,618
<b>Partially abandon projects and reprioritize in a future year Community Investment Plan</b>			
NE 13 <sup>th</sup> Street 24" Force Main Replacement		2 Warranty	\$ 3,504,727
Pump Stations C-1 and C-2 Replacement		3 Bidding	\$ 800,000
Small Watermain Replacement – Hendricks Isle		2 Planning	\$ 1,500,000

Staff recommends the City Commission amend the FY2023 Operating Budget and the FY 2023 – FY 2027 Community Investment Plan in the amount of \$9,679,727 to facilitate the Citywide Water System Mapping.

Source:

<b>Funds available as of October 24, 2022</b>					
ACCOUNT NUMBER	INDEX NAME (Program)	CHARACTER CODE/ SUB-OBJECT NAME	AMENDED BUDGET (Character)	AVAILABLE BALANCE (Character)	AMOUNT
10-450-0000-000-399-999	Water and Sewer - Operations Fund	Balance & Reserves / Appropriated Fund Balance	N/A	N/A	\$2,918,382
10-454-7999-536-60-6599-P12388	NE 13th Street 24" Force Main Replacement	Capital Outlay / Construction	\$3,761,244	\$3,504,727	\$3,504,727
10-454-7999-536-60-6599-P12435	Breakers Avenue Streetscape Improvements	Capital Outlay / Construction	\$1,010,000	\$956,618	\$956,618
10-454-7999-536-60-6599-P12410	Pump Stations C-1 & C-2 Replacement	Capital Outlay / Construction	\$1,122,522	\$833,116	\$800,000
10-454-7999-536-60-6599-P12604	Small Watermain Replacement - Hendricks Isle	Capital Outlay / Construction	\$1,640,637	\$1,509,785	\$1,500,000
<b>TOTAL AMOUNT →</b>					<b>\$9,679,727</b>

Use:

ACCOUNT NUMBER	COST CENTER NAME	CHARACTER CODE/ ACCOUNT NAME	AMENDED BUDGET (Character)	AVAILABLE BALANCE (Character)	AMOUNT
10-450-7301-536-30-3199	Distribution and Collections Operations	Services/Materials / Other Professional Services	\$1,074,877	\$1,074,877	\$9,679,727
<b>TOTAL AMOUNT →</b>					<b>\$9,679,727</b>

**Transportation and Mobility**

**P. Appropriation from Fund Balance – General Fund – The Broward Metropolitan Planning Organization (MPO) Education Campaign Program - \$ 25,000**

The Broward Metropolitan Planning Organization (MPO) has requested \$25,000 from the City of Fort Lauderdale as part of a larger \$200,000 campaign to educate the public about rail safety in Broward County. The Transportation and Mobility staff recommends funding this initiative to improve overall safety, reduce accidents, and in hopes to retain the existing train quiet zone.

Staff recommends the City Commission amend the FY 2023 Operating Budget in the amount of \$25,000 for the Broward MPO Education Campaign Program.

Source:

<b>Funds available as of October 11, 2022</b>					
<b>ACCOUNT NUMBER</b>	<b>COST CENTER NAME</b>	<b>CHARACTER CODE/ ACCOUNT NAME</b>	<b>AMENDED BUDGET (Character)</b>	<b>AVAILABLE BALANCE (Character)</b>	<b>AMOUNT</b>
10-001-0000-000-399-999	General Fund	Balances & Reserves/ Appropriated Fund Balance	N/A	N/A	\$25,000
<b>TOTAL AMOUNT →</b>					<b>\$25,000</b>

Use:

<b>ACCOUNT NUMBER</b>	<b>COST CENTER NAME</b>	<b>CHARACTER CODE/ ACCOUNT NAME</b>	<b>AMENDED BUDGET (Character)</b>	<b>AVAILABLE BALANCE (Character)</b>	<b>AMOUNT</b>
10-001-8040-515-40-4299	Transportation Planning	Other Operating Expenses/ Other Contributions	\$375,947	\$375,947	\$25,000
<b>TOTAL AMOUNT →</b>					<b>\$25,000</b>

**Q. Transfer between Operating Budgets – General Fund – Utility Box Wrap Program - \$ 20,000**

The Utility Box Wrap program oversight is being transitioned from the Transportation and Mobility Department to the City Manager’s Office Division of Government Affairs and Economic Development. The responsibilities of the Utility Box Wraps will be included in the work program for the newly created Cultural Affairs Officer position.

Staff recommends the City Commission amend the FY 2023 Operating Budget in the amount of \$20,000 for the Utility Box Wrap program.

Source:

<b>Funds available as of October 10, 2022</b>					
<b>ACCOUNT NUMBER</b>	<b>COST CENTER NAME</b>	<b>CHARACTER CODE/ ACCOUNT NAME</b>	<b>AMENDED BUDGET (Character)</b>	<b>AVAILABLE BALANCE (Character)</b>	<b>AMOUNT</b>
10-001-8041-541-30-3299	Transportation Traffic	Services/ Materials/ Other Services	\$352,467	\$352,467	\$20,000
<b>TOTAL AMOUNT →</b>					<b>\$20,000</b>

Use:

ACCOUNT NUMBER	COST CENTER NAME	CHARACTER CODE/ ACCOUNT NAME	AMENDED BUDGET (Character)	AVAILABLE BALANCE (Character)	AMOUNT
10-001-1445-552-30-3299	Govt Affairs & Economic Development	Services/ Materials/ Other Services	\$448,638	\$448,638	\$20,000
<b>TOTAL AMOUNT →</b>					<b>\$20,000</b>

**Human Resources**

**R. Transfer from Operating Budget and Appropriation from Fund Balance – General Fund, Police Confiscated Property Fund, Housing and Community Development Grants Fund, Building Permits, Sanitation Fund, Cemetery System Fund, Water and Sewer Fund, Central Regional Wastewater System, Parking System Fund, Airport Fund, Stormwater Fund, Project Management Fund, Central Services Fund, Vehicle Rental Fund, Arts and Sciences District Garage Fund – Teamsters Collective Bargaining Agreement - \$2,236,756**

On October 6, 2022, a tentative agreement between the City and the Teamsters Local Union No.769, Affiliated with International Brotherhood of Teamsters (Teamsters) was ratified by the bargaining unit. It was subsequently ratified by the City Commission at its October 18, 2022, meeting. The previous agreement expired on September 30, 2022, and the newly ratified agreement is effective October 1, 2022 - September 30, 2025. The estimated unbudgeted impact associated with this agreement for FY 2023 is \$2,236,756 in all funds.

Staff recommends the City Commission amend the FY 2023 Operating Budget in the amount of \$2,236,756 for the Teamsters collective bargaining agreement.

Source:

**Funds available as of October 1, 2022**

ACCOUNT NUMBER	COST CENTER NAME	CHARACTER CODE/ ACCOUNT NAME	AMENDED BUDGET (Character)	AVAILABLE BALANCE (Character)	AMOUNT
10-001-9003-519-10-1199	Other Gen Govt - Leases Taxes & Pensions	Salaries & Wages/ Other Regular Salaries	\$2,066,111	\$2,066,111	\$896,327
10-104-0000-000-399-999	Police Confiscated Property Fund	Balances & Reserves/ Appropriated Fund Balance	N/A	N/A	\$14,558
10-108-0000-000-399-999	Housing and Community Development Grants Fund	Balances & Reserves/ Appropriated Fund Balance	N/A	N/A	\$5,304
10-140-0000-000-399-999	Building Permits Fund	Balances & Reserves/ Appropriated Fund Balance	N/A	N/A	\$313,782
10-409-0000-000-399-999	Sanitation Fund	Balances & Reserves/ Appropriated Fund Balance	N/A	N/A	\$116,268
10-430-0000-000-399-999	Cemetery System Fund	Balances & Reserves/ Appropriated Fund Balance	N/A	N/A	\$80,290
10-450-0000-000-399-999	Water and Sewer Fund	Balances & Reserves/ Appropriated Fund Balance	N/A	N/A	\$468,196
10-451-0000-000-399-999	Central Regional Wastwater System Fund	Balances & Reserves/ Appropriated Fund Balance	N/A	N/A	\$60,356

10-461-0000-000-399-999	Parking System Fund	Balances & Reserves/ Appropriated Fund Balance	N/A	N/A	\$82,820
10-468-0000-000-399-999	Airport Fund	Balances & Reserves/ Appropriated Fund Balance	N/A	N/A	\$20,914
10-470-0000-000-399-999	Stormwater Fund	Balances & Reserves/ Appropriated Fund Balance	N/A	N/A	\$82,707
10-530-0000-000-399-999	Project Management Fund	Balances & Reserves/ Appropriated Fund Balance	N/A	N/A	\$15,225
10-581-0000-000-399-999	Central Services Fund	Balances & Reserves/ Appropriated Fund Balance	N/A	N/A	\$67,933
10-583-0000-000-399-999	Vehicle Rental Fund	Balances & Reserves/ Appropriated Fund Balance	N/A	N/A	\$9,743
10-643-0000-000-399-999	Arts and Sciences Garage Fund	Balances & Reserves/ Appropriated Fund Balance	N/A	N/A	\$2,334
<b>TOTAL AMOUNT →</b>					<b>\$2,236,756</b>

**Use:**

ACCOUNT NUMBER	COST CENTER NAME	CHARACTER CODE/ ACCOUNT NAME	AMENDED BUDGET (Character)	AVAILABLE BALANCE (Character)	AMOUNT
10-001-3020-524-10-1199	Community Inspections	Salaries & Wages/ Other Regular Salaries	\$2,838,652	\$2,749,748	\$54,664
10-001-3020-524-20-2199	Community Inspections	Fringe Benefits/ Other Employee Benefits	\$1,121,326	\$1,105,883	\$35,605
10-001-3020-524-30-3949	Community Inspections	Services/Materials/ Supplies	\$396,914	\$396,914	\$2,629
10-001-4002-522-10-1199	Ocean Rescue & Investigations	Salaries & Wages/ Other Regular Salaries	\$3,548,539	\$3,415,759	\$118,513
10-001-4002-522-20-2199	Ocean Rescue & Investigations	Fringe Benefits/ Other Employee Benefits	\$1,351,937	\$1,331,755	\$44,965
10-001-4020-522-30-3949	Fire Rescue Support	Services/Materials/ Supplies	\$4,068,139	\$4,038,777	\$5,511
10-001-2102-513-10-1199	Human Resources	Salaries & Wages/ Other Regular Salaries	\$2,375,123	\$2,300,856	\$5,066
10-001-2102-513-20-2199	Human Resources	Fringe Benefits/ Other Employee Benefits	\$757,534	\$745,997	\$2,074

10-001-2102-513-30-3949	Human Resources	Services/Materials/Supplies	\$444,625	\$428,351	\$133
10-001-1405-513-10-1199	Strategic Communications	Salaries & Wages/Other Regular Salaries	\$1,331,147	\$1,297,230	\$5,554
10-001-1405-513-20-2199	Strategic Communications	Fringe Benefits/Other Employee Benefits	\$389,432	\$383,946	\$2,113
10-001-7021-541-10-1199	Roadway Maintenance	Salaries & Wages/Other Regular Salaries	\$1,242,241	\$1,202,509	\$6,841
10-001-7021-541-20-2199	Roadway Maintenance	Fringe Benefits/Other Employee Benefits	\$458,742	\$453,229	\$5,690
10-001-7021-541-30-3949	Roadway Maintenance	Services/Materials/Supplies	\$364,846	\$364,846	\$844
10-001-6023-572-10-1199	Youth Programs, Afterschool & Camps	Salaries & Wages/Other Regular Salaries	\$4,365,626	\$4,231,156	\$110,052
10-001-6023-572-20-2199	Youth Programs, Afterschool & Camps	Fringe Benefits/Other Employee Benefits	\$1,231,735	\$1,210,991	\$91,366
10-001-6034-572-30-3949	General Parks Maintenance	Services/Materials/Supplies	\$8,465,726	\$8,399,612	\$9,999
10-001-5031-521-10-1199	Patrol	Salaries & Wages/Other Regular Salaries	\$40,209,409	\$38,697,431	\$257,862
10-001-5031-521-20-2199	Patrol	Fringe Benefits/Other Employee Benefits	\$18,756,536	\$18,639,739	\$125,642
10-001-5019-521-30-3949	Evidence/Police Supply	Services/Materials/Supplies	\$700,082	\$700,082	\$7,067
10-001-8041-541-10-1199	Transportation Traffic	Salaries & Wages/Other Regular Salaries	\$272,018	\$254,108	\$3,077
10-001-8041-541-20-2199	Transportation Traffic	Fringe Benefits/Other Employee Benefits	\$113,602	\$110,477	\$1,060
10-104-5070-521-10-1199	Police Confiscated Property-Operations	Salaries & Wages/Other Regular Salaries	\$47,259	\$45,271	\$11,860
10-104-5070-521-20-2199	Police Confiscated Property-Operations	Fringe Benefits/Other Employee Benefits	\$22,804	\$22,491	\$2,698
10-108-3220-554-10-1199	Housing Grant Administration	Salaries & Wages/Other Regular Salaries	\$733,071	\$733,071	\$2,706
10-108-3220-554-20-2199	Housing Grant Administration	Fringe Benefits/Other Employee Benefits	\$299,041	\$299,041	\$2,597
10-140-3101-524-10-1199	Building Permits	Salaries & Wages/Other Regular Salaries	\$12,193,953	\$11,723,434	\$206,231
10-140-3101-524-20-2199	Building Permits	Fringe Benefits/Other Employee Benefits	\$4,311,301	\$4,236,076	\$103,633



10-140-3101-524-30-3949	Building Permits	Services/Materials/Supplies	\$3,012,197	\$3,004,281	\$3,918
10-409-7205-534-10-1199	Green Your Routine	Salaries & Wages/Other Regular Salaries	\$58,226	\$56,495	\$623
10-409-7205-534-20-2199	Green Your Routine	Fringe Benefits/Other Employee Benefits	\$25,537	\$25,253	\$1,962
10-409-7203-534-30-3949	Cart Shop	Services/Materials/Supplies	\$395,599	\$395,599	\$89
10-409-6054-534-10-1199	Public Places Cleaning	Salaries & Wages/Other Regular Salaries	\$2,400,612	\$2,318,420	\$66,237
10-409-6054-534-20-2199	Public Places Cleaning	Fringe Benefits/Other Employee Benefits	\$978,976	\$967,031	\$42,736
10-409-6050-534-30-3949	Sanitation Administration	Services/Materials/Supplies	\$369,116	\$368,513	\$4,622
10-430-6091-539-10-1199	Cemetery System Maintenance	Salaries & Wages/Other Regular Salaries	\$1,110,162	\$1,073,268	\$58,883
10-430-6091-539-20-2199	Cemetery System Maintenance	Fringe Benefits/Other Employee Benefits	\$532,600	\$526,090	\$20,340
10-430-6091-539-30-3949	Cemetery System Maintenance	Services/Materials/Supplies	\$631,009	\$611,653	\$1,067
10-450-2040-513-10-1199	Utility Billing and Collections	Salaries & Wages/Other Regular Salaries	\$1,281,657	\$1,237,991	\$66,379
10-450-2040-513-20-2199	Utility Billing and Collections	Fringe Benefits/Other Employee Benefits	\$587,461	\$580,060	\$21,485
10-450-7309-536-10-1199	Fire Hydrant & Valves	Salaries & Wages/Other Regular Salaries	\$917,189	\$876,485	\$205,913
10-450-7309-536-20-2199	Fire Hydrant & Valves	Fringe Benefits/Other Employee Benefits	\$449,727	\$444,473	\$161,175
10-450-7309-536-30-3949	Fire Hydrant & Valves	Services/Materials/Supplies	\$296,516	\$285,205	\$13,244
10-451-7424-536-10-1199	Lohmeyer Regional Plant Operations	Salaries & Wages/Other Regular Salaries	\$1,399,233	\$1,355,756	\$36,247
10-451-7424-536-20-2199	Lohmeyer Regional Plant Operations	Fringe Benefits/Other Employee Benefits	\$527,754	\$521,135	\$22,464
10-451-7424-536-30-3949	Lohmeyer Regional Plant Operations	Services/Materials/Supplies	\$8,820,213	\$8,496,680	\$1,644
10-461-8011-545-10-1199	Parking Enforcement	Salaries & Wages/Other Regular Salaries	\$1,199,639	\$1,151,239	\$48,589
10-461-8011-545-20-2199	Parking Enforcement	Fringe Benefits/Other Employee Benefits	\$485,073	\$478,179	\$31,653
10-461-8011-545-30-3949	Parking Enforcement	Services/Materials/Supplies	\$192,423	\$192,423	\$2,578

10-468-1460-542-10-1199	Executive Airport	Salaries & Wages/ Other Regular Salaries	\$1,627,589	\$1,577,068	\$13,186
10-468-1460-542-20-2199	Executive Airport	Fringe Benefits/ Other Employee Benefits	\$574,594	\$567,847	\$7,150
10-468-1460-542-30-3949	Executive Airport	Services/Materials/ Supplies	\$3,520,412	\$3,508,906	\$578
10-470-7342-538-10-1199	Storm Drain Maintenance	Salaries & Wages/ Other Regular Salaries	\$1,027,248	\$995,637	\$57,152
10-470-7342-538-20-2199	Storm Drain Maintenance	Fringe Benefits/ Other Employee Benefits	\$441,353	\$437,677	\$23,733
10-470-7342-538-30-3949	Storm Drain Maintenance	Services/Materials/ Supplies	\$653,380	\$649,289	\$1,822
10-530-7051-539-10-1199	Project Management	Salaries & Wages/ Other Regular Salaries	\$1,882,783	\$1,819,109	\$10,009
10-530-7051-539-20-2199	Project Management	Fringe Benefits/ Other Employee Benefits	\$641,969	\$635,431	\$4,239
10-530-7051-539-30-3949	Project Management	Services/Materials/ Supplies	\$21,228	\$21,228	\$978
10-581-2210-516-10-1199	IT Application Services	Salaries & Wages/ Other Regular Salaries	\$482,534	\$461,778	\$50,699
10-581-2210-516-20-2199	IT Application Services	Fringe Benefits/ Other Employee Benefits	\$176,551	\$174,191	\$16,745
10-581-2222-516-30-3949	IT Mobile Data Technology	Services/Materials/ Supplies	\$420,269	\$420,269	\$489
10-583-7070-519-10-1199	Fleet Services	Salaries & Wages/ Other Regular Salaries	\$413,333	\$399,498	\$7,806
10-583-7070-519-20-2199	Fleet Services	Fringe Benefits/ Other Employee Benefits	\$139,786	\$137,851	\$1,937
10-643-8070-545-10-1199	Arts & Sciences District Garage	Salaries & Wages/ Other Regular Salaries	\$219,396	\$213,852	\$1,517
10-643-8070-545-20-2199	Arts & Sciences District Garage	Fringe Benefits/ Other Employee Benefits	\$28,104	\$27,196	\$639
10-643-8070-545-30-3949	Arts & Sciences District Garage	Services/Materials/ Supplies	\$1,075,370	\$1,074,734	\$178
<b>TOTAL AMOUNT →</b>					<b>\$2,236,756</b>

**S. Transfer from Operating Budget and Appropriation from Fund Balance – General Fund, Building Permits, Sanitation Fund, Cemetery System Fund, Water and Sewer Fund, Parking System Fund, Airport Fund, Stormwater Fund, Project Management Fund, City Insurance Fund, Central Services Fund, Vehicle Rental Fund – Federation Collective Bargaining Agreement - \$991,373**

On October 12, 2022, a tentative agreement between the City and the Federation of

Public Employees, a Division of National Federation of Public and Private Employees (NFPPE), AFL-CIO (Federation) was ratified by the bargaining unit. It was subsequently approved by the City Commission at its October 18, 2022, meeting. The previous agreement expired on September 30, 2022, and the newly ratified agreement is effective October 1, 2022 - September 30, 2025. The estimated unbudgeted impact associated with this agreement is \$991,373 in all funds.

Staff recommends the City Commission amend the FY 2023 Operating Budget in the amount of \$991,373 for the Federation collective bargaining agreement.

Source:

<b>Funds available as of October 1, 2022</b>					
<b>ACCOUNT NUMBER</b>	<b>COST CENTER (Program)</b>	<b>ACCOUNT NAME</b>	<b>AMENDED BUDGET (Character)</b>	<b>AVAILABLE BALANCE (Character)</b>	<b>AMOUNT</b>
10-001-9003-519-10-1199	Other Gen Govt - Leases Taxes & Pensions	Salaries & Wages/ Other Regular Salaries	\$2,066,111	\$2,066,111	\$427,385
10-140-0000-000-399-999	Building Permits Fund	Balances & Reserves/ Appropriated Fund Balance	N/A	N/A	\$36,114
10-409-0000-000-399-999	Sanitation Fund	Balances & Reserves/ Appropriated Fund Balance	N/A	N/A	\$48,682
10-430-0000-000-399-999	Cemetery System Fund	Balances & Reserves/ Appropriated Fund Balance	N/A	N/A	\$42,721
10-450-0000-000-399-999	Water and Sewer Fund	Balances & Reserves/ Appropriated Fund Balance	N/A	N/A	\$224,791
10-461-0000-000-399-999	Parking System Fund	Balances & Reserves/ Appropriated Fund Balance	N/A	N/A	\$17,405
10-468-0000-000-399-999	Airport Fund	Balances & Reserves/ Appropriated Fund Balance	N/A	N/A	\$7,983
10-470-0000-000-399-999	Stormwater Fund	Balances & Reserves/ Appropriated Fund Balance	N/A	N/A	\$20,616
10-530-0000-000-399-999	Project Management Fund	Balances & Reserves/ Appropriated Fund Balance	N/A	N/A	\$32,116
10-543-0000-000-399-999	City Insurance Fund	Balances & Reserves/ Appropriated Fund Balance	N/A	N/A	\$49,008

10-581-0000-000-399-999	Central Services Fund	Balances & Reserves/ Appropriated Fund Balance	N/A	N/A	\$72,285
10-583-0000-000-399-999	Vehicle Rental Fund	Balances & Reserves/ Appropriated Fund Balance	N/A	N/A	\$12,266
<b>TOTAL AMOUNT →</b>					<b>\$991,373</b>

Use:

ACCOUNT NUMBER	COST CENTER (Program)	ACCOUNT NAME	AMENDED BUDGET (Character)	AVAILABLE BALANCE (Character)	AMOUNT
10-001-3010-515-10-1199	Urban Design & Development	Salaries & Wages/ Other Regular Salaries	\$1,496,496	\$1,496,496	\$78,256
10-001-3010-515-20-2199	Urban Design & Development	Fringe Benefits/ Other Employee Benefits	\$470,638	\$470,638	\$31,898
10-001-2010-513-10-1199	Central Accounting	Salaries & Wages/ Other Regular Salaries	\$1,512,082	\$1,512,082	\$34,465
10-001-2010-513-20-2199	Central Accounting	Fringe Benefits/ Other Employee Benefits	\$523,879	\$523,879	\$21,360
10-001-4002-522-10-1199	Ocean Rescue & Investigations	Salaries & Wages/ Other Regular Salaries	\$3,548,539	\$3,548,539	\$29,328
10-001-4002-522-20-2199	Ocean Rescue & Investigations	Fringe Benefits/ Other Employee Benefits	\$1,351,937	\$1,351,937	\$11,423
10-001-7021-541-10-1199	Roadway Maintenance	Salaries & Wages/ Other Regular Salaries	\$1,242,241	\$1,242,241	\$8,313
10-001-7021-541-20-2199	Roadway Maintenance	Fringe Benefits/ Other Employee Benefits	\$458,742	\$458,742	\$7,762
10-001-6024-572-10-1199	Adult Programs	Salaries & Wages/ Other Regular Salaries	\$892,448	\$892,448	\$62,296
10-001-6024-572-20-2199	Adult Programs	Fringe Benefits/ Other Employee Benefits	\$333,638	\$333,638	\$44,063
10-001-5001-521-10-1199	Office of the Chief	Salaries & Wages/ Other Regular Salaries	\$1,078,435	\$1,078,435	\$21,297
10-001-5001-521-20-2199	Office of the Chief	Fringe Benefits/ Other Employee Benefits	\$415,283	\$415,283	\$12,454
10-001-8040-515-10-1199	Transportation Planning	Salaries & Wages/ Other Regular Salaries	\$629,246	\$629,246	\$49,136
10-001-8040-515-20-2199	Transportation Planning	Fringe Benefits/ Other Employee Benefits	\$177,624	\$177,624	\$15,335

10-140-3101-524-10-1199	Building Permits	Salaries & Wages/ Other Regular Salaries	\$12,193,953	\$12,193,953	\$18,008
10-140-3101-524-20-2199	Building Permits	Fringe Benefits/ Other Employee Benefits	\$4,311,301	\$4,311,301	\$18,105
10-409-7201-534-10-1199	Sanitation	Salaries & Wages/ Other Regular Salaries	\$342,663	\$342,663	\$23,257
10-409-7201-534-20-2199	Sanitation	Fringe Benefits/ Other Employee Benefits	\$116,533	\$116,533	\$6,739
10-409-6050-534-10-1199	Sanitation Administration	Salaries & Wages/ Other Regular Salaries	\$87,856	\$87,856	\$12,383
10-409-6050-534-20-2199	Sanitation Administration	Fringe Benefits/ Other Employee Benefits	\$38,091	\$38,091	\$6,303
10-430-6090-539-10-1199	Cemetery System Administration	Salaries & Wages/ Other Regular Salaries	\$1,073,551	\$1,073,551	\$33,746
10-430-6090-539-20-2199	Cemetery System Administration	Fringe Benefits/ Other Employee Benefits	\$483,200	\$483,200	\$8,976
10-450-7313-536-10-1199	Wastewater Repairs	Salaries & Wages/ Other Regular Salaries	\$1,084,834	\$1,084,834	\$149,911
10-450-7313-536-20-2199	Wastewater Repairs	Fringe Benefits/ Other Employee Benefits	\$447,078	\$447,078	\$74,880
10-461-8010-545-10-1199	Parking Customer Services	Salaries & Wages/ Other Regular Salaries	\$621,348	\$621,348	\$12,429
10-461-8010-545-20-2199	Parking Customer Services	Fringe Benefits/ Other Employee Benefits	\$256,244	\$256,244	\$4,977
10-468-1460-542-10-1199	Executive Airport	Salaries & Wages/ Other Regular Salaries	\$1,627,589	\$1,627,589	\$5,209
10-468-1460-542-20-2199	Executive Airport	Fringe Benefits/ Other Employee Benefits	\$574,594	\$574,594	\$2,774
10-470-7340-538-10-1199	Stormwater	Salaries & Wages/ Other Regular Salaries	\$655,408	\$655,408	\$9,684
10-470-7340-538-20-2199	Stormwater	Fringe Benefits/ Other Employee Benefits	\$247,170	\$247,170	\$10,932
10-530-7050-539-10-1199	Project Management Administration	Salaries & Wages/ Other Regular Salaries	\$334,129	\$334,129	\$14,497
10-530-7050-539-20-2199	Project Management Administration	Fringe Benefits/ Other Employee Benefits	\$130,928	\$130,928	\$17,619

10-543-2120-519-10-1199	Claims Administration	Salaries & Wages/ Other Regular Salaries	\$1,032,346	\$1,032,346	\$40,269
10-543-2120-519-20-2199	Claims Administration	Fringe Benefits/ Other Employee Benefits	\$369,338	\$369,338	\$8,740
10-581-2201-516-10-1199	IT Administration	Salaries & Wages/ Other Regular Salaries	\$842,567	\$842,567	\$28,197
10-581-2201-516-20-2199	IT Administration	Fringe Benefits/ Other Employee Benefits	\$311,560	\$311,560	\$44,088
10-583-7070-519-10-1199	Fleet Services	Salaries & Wages/ Other Regular Salaries	\$413,333	\$413,333	\$7,912
10-583-7070-519-20-2199	Fleet Services	Fringe Benefits/ Other Employee Benefits	\$139,786	\$139,786	\$4,354
<b>TOTAL AMOUNT →</b>					<b>\$991,373</b>

**T. Transfer from Operating Budget and Appropriation from Fund Balance – General Fund, Building Permits, Sanitation Fund, Cemetery System Fund, Water and Sewer Fund, Parking System Fund, Airport Fund, Stormwater Fund, Project Management Fund, City Insurance Fund, Central Services Fund, Vehicle Rental Fund – Non-Bargaining Compensation Table and Schedule VI of the Pay Plan - \$665,012**

Staff recommends that the City Commission amend the operating budget to fund the adjustments to the Non-Bargaining Compensation Table and Schedule VI of the Pay Plan providing a three percent (3%) general wage increase to non-bargaining-unit employees and Schedule VI special employees effective October 2, 2022. This is consistent with the FY 2023 general wage increases approved in the Teamsters and Federation of Public Employees Collective Bargaining Agreements effective October 2, 2022.

Staff recommends the City Commission amend the FY 2023 Operating Budget in the amount of \$665,012 for the Non-Bargaining Compensation Table adjustments.

Source:

<b>Funds available as of October 1, 2022</b>					
<b>ACCOUNT NUMBER</b>	<b>COST CENTER (Program)</b>	<b>ACCOUNT NAME</b>	<b>AMENDED BUDGET (Character)</b>	<b>AVAILABLE BALANCE (Character)</b>	<b>AMOUNT</b>
10-001-9003-519-10-1199	Other Gen Govt - Leases Taxes & Pensions	Salaries & Wages/ Other Regular Salaries	\$2,066,111	\$2,066,111	\$486,665
10-108-0000-000-399-999	Housing and Community Development Grants Fund	Balances & Reserves/ Appropriated Fund Balance	N/A	N/A	\$9,554
10-140-0000-000-399-999	Building Permits Fund	Balances & Reserves/ Appropriated Fund Balance	N/A	N/A	\$30,249

10-409-0000-000-399-999	Sanitation Fund	Balances & Reserves/ Appropriated Fund Balance	N/A	N/A	\$2,007
10-430-0000-000-399-999	Cemetery System Fund	Balances & Reserves/ Appropriated Fund Balance	N/A	N/A	\$6,729
10-450-0000-000-399-999	Water and Sewer Fund	Balances & Reserves/ Appropriated Fund Balance	N/A	N/A	\$53,492
10-451-0000-000-399-999	Central Regional Wastewater System Fund	Balances & Reserves/ Appropriated Fund Balance	N/A	N/A	\$2,287
10-461-0000-000-399-999	Parking System Fund	Balances & Reserves/ Appropriated Fund Balance	N/A	N/A	\$19,380
10-468-0000-000-399-999	Airport Fund	Balances & Reserves/ Appropriated Fund Balance	N/A	N/A	\$10,280
10-470-0000-000-399-999	Stormwater Fund	Balances & Reserves/ Appropriated Fund Balance	N/A	N/A	\$2,026
10-530-0000-000-399-999	Project Management Fund	Balances & Reserves/ Appropriated Fund Balance	N/A	N/A	\$5,628
10-543-0000-000-399-999	City Insurance Fund	Balances & Reserves/ Appropriated Fund Balance	N/A	N/A	\$13,762
10-545-0000-000-399-999	Self-Insured Health Benefits Fund	Balances & Reserves/ Appropriated Fund Balance	N/A	N/A	\$4,904
10-581-0000-000-399-999	Central Services Fund	Balances & Reserves/ Appropriated Fund Balance	N/A	N/A	\$18,050
<b>TOTAL AMOUNT →</b>					<b>\$665,012</b>

**Use:**

ACCOUNT NUMBER	COST CENTER (Program)	ACCOUNT NAME	AMENDED BUDGET (Character)	AVAILABLE BALANCE (Character)	AMOUNT
10-001-1202-514-10-1199	City Attorney	Salaries & Wages/ Other Regular Salaries	\$3,940,344	\$3,795,353	\$51,003
10-001-1202-514-20-2199	City Attorney	Fringe Benefits/ Other Employee Benefits	\$1,165,728	\$1,143,151	\$9,976

10-001-1302-513-10-1199	City Auditor	Salaries & Wages/ Other Regular Salaries	\$1,125,931	\$1,092,458	\$12,500
10-001-1302-513-20-2199	City Auditor	Fringe Benefits/ Other Employee Benefits	\$349,740	\$344,616	\$2,445
10-001-1101-512-10-1199	Administration	Salaries & Wages/ Other Regular Salaries	\$788,405	\$758,409	\$12,584
10-001-1101-512-20-2199	Administration	Fringe Benefits/ Other Employee Benefits	\$242,907	\$237,828	\$2,461
10-001-1050-511-10-1199	Mayor's Office	Salaries & Wages/ Other Regular Salaries	\$286,335	\$274,848	\$15,447
10-001-1050-511-20-2199	Mayor's Office	Fringe Benefits/ Other Employee Benefits	\$149,552	\$145,608	\$3,021
10-001-3010-515-10-1199	Urban Design & Development	Salaries & Wages/ Other Regular Salaries	\$1,496,496	\$1,416,383	\$31,236
10-001-3010-515-20-2199	Urban Design & Development	Fringe Benefits/ Other Employee Benefits	\$470,638	\$460,677	\$6,110
10-001-2010-513-10-1199	Central Accounting	Salaries & Wages/ Other Regular Salaries	\$1,512,082	\$1,446,265	\$20,634
10-001-2010-513-20-2199	Central Accounting	Fringe Benefits/ Other Employee Benefits	\$523,879	\$514,956	\$4,036
10-001-4002-522-10-1199	Ocean Rescue & Investigations	Salaries & Wages/ Other Regular Salaries	\$3,548,539	\$3,415,759	\$73,996
10-001-4002-522-20-2199	Ocean Rescue & Investigations	Fringe Benefits/ Other Employee Benefits	\$1,351,937	\$1,331,755	\$14,474
10-001-1501-552-10-1199	Community Redevelopment Agency Admin	Salaries & Wages/ Other Regular Salaries	\$1,103,455	\$1,063,387	\$14,476
10-001-1501-552-20-2199	Community Redevelopment Agency Admin	Fringe Benefits/ Other Employee Benefits	\$334,449	\$327,659	\$2,832
10-001-2102-513-10-1199	Human Resources	Salaries & Wages/ Other Regular Salaries	\$2,375,123	\$2,300,856	\$28,725
10-001-2102-513-20-2199	Human Resources	Fringe Benefits/ Other Employee Benefits	\$757,534	\$745,997	\$5,619
10-001-1405-513-10-1199	Strategic Communications	Salaries & Wages/ Other Regular Salaries	\$1,331,147	\$1,297,230	\$43,790
10-001-1405-513-20-2199	Strategic Communications	Fringe Benefits/ Other Employee Benefits	\$389,432	\$383,946	\$8,565



10-001-2302-513-10-1199	Budget, CIP and Grants	Salaries & Wages/ Other Regular Salaries	\$1,100,400	\$1,059,237	\$20,264
10-001-2302-513-20-2199	Budget, CIP and Grants	Fringe Benefits/ Other Employee Benefits	\$345,532	\$338,332	\$3,964
10-001-7021-541-10-1199	Roadway Maintenance	Salaries & Wages/ Other Regular Salaries	\$1,242,241	\$1,202,509	\$7,314
10-001-7021-541-20-2199	Roadway Maintenance	Fringe Benefits/ Other Employee Benefits	\$458,742	\$453,229	\$1,431
10-001-6024-572-10-1199	Adult Programs	Salaries & Wages/ Other Regular Salaries	\$892,448	\$859,278	\$33,327
10-001-6024-572-20-2199	Adult Programs	Fringe Benefits/ Other Employee Benefits	\$333,638	\$329,323	\$6,519
10-001-5001-521-10-1199	Office of the Chief	Salaries & Wages/ Other Regular Salaries	\$1,078,435	\$1,043,974	\$36,038
10-001-5001-521-20-2199	Office of the Chief	Fringe Benefits/ Other Employee Benefits	\$415,283	\$411,425	\$7,049
10-001-8040-515-10-1199	Transportation Planning	Salaries & Wages/ Other Regular Salaries	\$629,246	\$618,290	\$5,711
10-001-8040-515-20-2199	Transportation Planning	Fringe Benefits/ Other Employee Benefits	\$177,624	\$175,833	\$1,117
10-108-3220-554-10-1199	Housing Grant Administration	Salaries & Wages/ Other Regular Salaries	\$733,071	\$733,071	\$7,991
10-108-3220-554-20-2199	Housing Grant Administration	Fringe Benefits/ Other Employee Benefits	\$299,041	\$299,041	\$1,563
10-140-3101-524-10-1199	Building Permits	Salaries & Wages/ Other Regular Salaries	\$12,193,953	\$11,723,434	\$25,301
10-140-3101-524-20-2199	Building Permits	Fringe Benefits/ Other Employee Benefits	\$4,311,301	\$4,236,076	\$4,949
10-409-6051-534-10-1199	Bulk Trash	Salaries & Wages/ Other Regular Salaries	\$1,565,241	\$1,513,128	\$1,679
10-409-6051-534-20-2199	Bulk Trash	Fringe Benefits/ Other Employee Benefits	\$787,294	\$780,859	\$328
10-430-6090-539-10-1199	Cemetery System Administration	Salaries & Wages/ Other Regular Salaries	\$1,073,551	\$1,048,635	\$5,628
10-430-6090-539-20-2199	Cemetery System Administration	Fringe Benefits/ Other Employee Benefits	\$483,200	\$479,854	\$1,101

10-450-2040-513-10-1199	Utility Billing and Collections	Salaries & Wages/ Other Regular Salaries	\$1,281,657	\$1,237,991	\$2,912
10-450-2040-513-20-2199	Utility Billing and Collections	Fringe Benefits/ Other Employee Benefits	\$587,461	\$580,060	\$570
10-450-7001-536-10-1199	Public Services Directors	Salaries & Wages/ Other Regular Salaries	\$2,141,328	\$2,065,499	\$41,829
10-450-7001-536-20-2199	Public Services Directors	Fringe Benefits/ Other Employee Benefits	\$699,381	\$689,507	\$8,182
10-451-7422-536-10-1199	Lohmeyer Regional Plant Support	Salaries & Wages/ Other Regular Salaries	\$124,083	\$118,739	\$1,913
10-451-7422-536-20-2199	Lohmeyer Regional Plant Support	Fringe Benefits/ Other Employee Benefits	\$38,413	\$37,578	\$374
10-461-8001-545-10-1199	Transp. & Mobility Admin Support	Salaries & Wages/ Other Regular Salaries	\$523,245	\$503,019	\$16,209
10-461-8001-545-20-2199	Transp. & Mobility Admin Support	Fringe Benefits/ Other Employee Benefits	\$157,399	\$154,826	\$3,171
10-468-1460-542-10-1199	Executive Airport	Salaries & Wages/ Other Regular Salaries	\$1,627,589	\$1,577,068	\$8,598
10-468-1460-542-20-2199	Executive Airport	Fringe Benefits/ Other Employee Benefits	\$574,594	\$567,847	\$1,682
10-470-7342-538-10-1199	Storm Drain Maintenance	Salaries & Wages/ Other Regular Salaries	\$1,027,248	\$995,637	\$1,694
10-470-7342-538-20-2199	Storm Drain Maintenance	Fringe Benefits/ Other Employee Benefits	\$441,353	\$437,677	\$331
10-530-7050-539-10-1199	Project Management Administration	Salaries & Wages/ Other Regular Salaries	\$334,129	\$324,379	\$4,707
10-530-7050-539-20-2199	Project Management Administration	Fringe Benefits/ Other Employee Benefits	\$130,928	\$129,626	\$921
10-543-2120-519-10-1199	Claims Administration	Salaries & Wages/ Other Regular Salaries	\$1,032,346	\$998,165	\$11,510
10-543-2120-519-20-2199	Claims Administration	Fringe Benefits/ Other Employee Benefits	\$369,338	\$364,577	\$2,251
10-545-2121-519-10-1199	Benefits Administration	Salaries & Wages/ Other Regular Salaries	\$404,657	\$393,450	\$4,102
10-545-2121-519-20-2199	Benefits Administration	Fringe Benefits/ Other Employee Benefits	\$143,618	\$141,694	\$802
10-581-2201-516-10-1199	IT Administration	Salaries & Wages/ Other Regular Salaries	\$842,567	\$811,116	\$15,097

10-581-2201-516-20-2199	IT Administration	Fringe Benefits/ Other Employee Benefits	\$311,560	\$306,735	\$2,953
<b>TOTAL AMOUNT →</b>					<b>\$665,012</b>

**Finance**

**U. Appropriation of Unanticipated Revenue – General Obligation Bonds 2011A, General Obligation Bonds 2022B – General Obligation Refunding Bonds - \$14,921,645**

On July 26, 2004, the City Commission adopted Resolution No. 04-145 providing for the issuance of general obligation debt in an amount not to exceed \$40,000,000 to pay for the cost of acquisition, design, construction, development, improvement, equipping and furnishing of certain new and existing fire rescue facilities subject to a bond referendum.

On November 2, 2004, a referendum on the issuance of such general obligation bonds was approved by the qualified electors of the City in accordance with applicable laws of the State of Florida. On August 23, 2011, the Commission adopted Resolution No. 11-230, which authorized the issuance of General Obligation Bonds, Series 2011A (Fire-Rescue Facilities) in the principal amount of \$20,000,000. The bonds were issued on September 20, 2011. The refunding bonds will not be issued if they do not result in cost savings to the City.

Staff recommends that the City Commission amend the FY 2023 Operating Budget in the amount of \$14,921,645 for the General Obligation Refunding Bonds – Fire Rescue. There is an associated CAM 22-0967.

**Source:**

***Funds available as of October 18, 2022***

ACCOUNT NUMBER	COST CENTER NAME	CHARACTER CODE/ ACCOUNT NAME	AMENDED BUDGET (Character)	AVAILABLE BALANCE (Character)	AMOUNT
10-236-0000-000-385-000-GOB2022B	General Obligation Bonds, Series 2022B	Refunding Bonds Proceeds	\$0	\$0	\$14,658,823
10-236-0000-000-281-000-GOB2011	General Obligation Bonds	Fund Balance - Restricted for Debt Service	NA	NA	\$262,822
<b>TOTAL AMOUNT →</b>					<b>\$14,921,645</b>

**Use:**

ACCOUNT NUMBER	COST CENTER NAME	CHARACTER CODE/ ACCOUNT NAME	AMENDED BUDGET (Character)	AVAILABLE BALANCE (Character)	AMOUNT
10-236-9000-517-90-9801-GOB2011	General Obligation Bonds Series 2011A	Advanced Debt Repayment	\$0	\$0	\$14,735,000
10-236-9000-517-70-7305-GOB2022B	General Obligation Bonds Series 2022B	Other Debt Costs	\$0	\$0	\$186,645
<b>TOTAL AMOUNT →</b>					<b>\$14,921,645</b>

**V. Appropriation of Unanticipated Revenue – GO Bond 2020A Construction – Parks, General Obligation Bonds, Series 2022A – General Obligation Refunding Bonds, Series 2022A Parks and Recreation Projects - \$60,436,000**

On February 12, 2020, the City issued the first series of General Obligation Bonds (Series 2020A), in the amount of \$75,755,000 (aggregate principal amount), to fund the cost of development, design, acquisition, construction, equipping, installation, improvement and furnishing of certain Parks and Recreation Projects.

On the November 1, 2022, commission agenda there is a resolution to approve the second series of bonds (Series 2022A Bonds), in the amount not to exceed \$62,000,000, from the voter approved bond referendum. From the 2022A bonds \$60,000,000 in funding is anticipated to be received by the city. There are expected expenses of approximately \$436,000 related to the cost of issuing this debt.

The Parks and Recreation Projects to be undertaken by the City and financed with proceeds of the second series of Bonds must be approved by the City Commission by subsequent resolution. All projects funded through the approved parks bond with the exception of four signature park projects (Joseph Carter Park, Holiday Park, Lockhart Stadium and Tunnel Top Park), are required to follow a specific approval process that involves review by the City of Fort Lauderdale Parks, Recreation and Beaches Advisory Board and a public hearing. Once the required process is complete, funding will be appropriated to the project through a future budget amendment.

Staff recommends that the City Commission amend the FY 2023 Operating Budget and the FY 2023 – FY 2027 Community Investment Plan in the amount of \$60,436,000 for the General Obligation Bonds – Parks and Recreation Projects. There is an associated CAM 22-0966.

Source:

<b>Funds available as of October 18, 2022</b>					
<b>ACCOUNT NUMBER</b>	<b>COST CENTER NAME</b>	<b>CHARACTER CODE/ ACCOUNT NAME</b>	<b>AMENDED BUDGET (Character)</b>	<b>AVAILABLE BALANCE (Character)</b>	<b>AMOUNT</b>
10-353-0000-000-384-001	GO Bond 2020A Construction - Parks	Bonds Proceeds	\$0	\$0	\$60,000,000
10-236-0000-000-384-001-GOB2022A	General Obligation Bonds, Series 2022A	Bonds Proceeds	\$0	\$0	\$436,000
<b>TOTAL AMOUNT →</b>					<b>\$60,436,000</b>

Use:

<b>ACCOUNT NUMBER</b>	<b>COST CENTER NAME</b>	<b>CHARACTER CODE/ ACCOUNT NAME</b>	<b>AMENDED BUDGET (Character)</b>	<b>AVAILABLE BALANCE (Character)</b>	<b>AMOUNT</b>
10-353-6999-572-60-6599-TBD	GO Bond 2020A Construction - Parks	Capital Outlay/ Construction	\$0	\$0	\$60,000,000
10-236-9000-517-70-7305-GOB2022A	General Obligation Bonds, Series 2022A	Other Debt Costs	\$0	\$0	\$436,000
<b>TOTAL AMOUNT →</b>					<b>\$60,436,000</b>

**Other General Government**

**W. Appropriation of Unanticipated Revenue and Expense – General Fund – Financial Analysis of Unsolicited Proposals - \$60,000**

On May 3, 2022, the City Commission adopted a resolution providing Notice of Intent to enter into a Comprehensive Agreement for a Qualifying Project Submitted as an Unsolicited Proposal to Develop, Construct, Operate, and Maintain a Full-Service Movie Studio Complex and Notice of Intent to Accept Other Proposals for the Same Project (CAM 22-0456). The proposer submitted a deposit of \$25,000 to be used by the City to conduct a financial analysis of the proposal.

The City Commission also adopted a resolution on May 3, 2022, providing Notice of Intent to enter into a Comprehensive Agreement for a Qualifying Project Submitted as an Unsolicited Proposal to Develop, Operate, and Maintain a Pickleball Facility and Notice of Intent to Accept Other Proposals for the Same Project (CAM 22-0440). This proposer also submitted a deposit of \$25,000 to be used by the City to conduct a financial analysis of the proposal.

The City has executed Statements of Work with Deloitte, to provide the financial analysis of the proposals. All expenditures are funded by amounts collected from the proposer.

In addition, the City received \$25,000 in FY 2022, for the unsolicited proposal for the International Swimming Hall of Fame (ISHOF). The City conducted an initial financial analysis of this proposal utilizing PFM Group Consulting, LLC (PFM) expending \$15,000 in FY 2022. ISHOF has submitted a revised financial proposal, requiring additional analysis by PFM totaling \$10,000 in FY 2023.

Staff recommends the City Commission amend the General Fund Operating Budget in the amount of \$60,000 to appropriate the unanticipated revenue and expense associated with these unsolicited proposals.

Source:

<b>Funds available as of October 21, 2022</b>					
<b>ACCOUNT NUMBER</b>	<b>COST CENTER NAME</b>	<b>CHARACTER CODE/ ACCOUNT NAME</b>	<b>AMENDED BUDGET (Character)</b>	<b>AVAILABLE BALANCE (Character)</b>	<b>AMOUNT</b>
10-001-220-000-001000150	Escrow E S Bogdanoff Pball Snyder	NA	NA	\$25,000.00	\$25,000.00
10-001-220-000-001000235	Escrow FTL Studios	NA	NA	\$25,000.00	\$25,000.00
10-001-0000-000-399-999	General Fund	Balances & Reserves/ Appropriated Fund Balance	N/A	N/A	\$10,000
<b>TOTAL AMOUNT →</b>					<b>\$60,000</b>

Use:

ACCOUNT NUMBER	COST CENTER NAME	CHARACTER CODE/ ACCOUNT NAME	AMENDED BUDGET (Character)	AVAILABLE BALANCE (Character)	AMOUNT
10-001-9002-519-30-3199	Other General Government - Social/Cultural	Services/ Materials/ Other Professional Services	\$175,613	\$175,404	\$60,000
<b>TOTAL AMOUNT →</b>					<b>\$60,000</b>

**Strategic Connections**

This item supports the *Press Play Fort Lauderdale 2024* Strategic Plan, specifically advancing:

- The Internal Support Focus Area
- Goal 8: Be a leading government organization that manages all resources wisely and sustainably
- Objective: Maintain financial integrity through sound budgeting practices, prudent fiscal management, cost effective operations, and long-term planning

This item advances the *Fast Forward Fort Lauderdale 2035* Vision Plan: We Are United.

**Related CAMs**

#22-0953, 22-0972, 22-0979, 22-0866, 22-0975, 22-0966, 22-0967, 22-0977

**Attachment**

Exhibit 1 – Resolution

---

Prepared by: Tamieka McGibbon, Principal Budget and Management Analyst

Department Director: Laura Reece, Office of Management and Budget