



City of Fort Lauderdale

**DESIGN BUILD FLAGLER VILLAGE
NEW PUMPING STATION A-24**

RFP No. 12673-125

Table of Contents

4.2.1 PROPOSAL CONTACT PERSON INFORMATION	3
4.2.2 QUALIFICATIONS OF THE FIRM	5
4.2.3 QUALIFICATIONS OF THE TEAM	42
4.2.4 PROJECT MANAGER’S EXPERIENCE.....	76
4.2.5 PROJECT METHODOLOGY AND APPROACH	98
4.2.6 REFERENCES.....	118
4.2.8 CONTRACT FORMS.....	123

Proposal Contact Person Information

LEGAL NAME OF PROPOSER:

David Mancini and Sons, Inc. (DMSI)

FEDERAL EMPLOYEE IDENTIFICATION:

FEIN # 27-3716806

ADDRESS OF SUBMITTING PROPOSER:

2601 Wiles Road
Pompano Beach, FL 33073

CONTACT PERSON NAME:

David A. Mancini

TITLE:

President

EMAIL ADDRESS OF SUBMITTING PROPOSER:

dmancini@dmsi.co | bids@dmsi.co

PHONE NUMBER AND FACSIMILE NUMBER:

Phone : (954) 977-3556 | Fax: (954) 944-2040


Signature:



Date of Signature

June 3, 2022

Qualifications of The Firm



City of Fort Lauderdale

DESIGN BUILD FLAGLER VILLAGE NEW PUMPING STATION A-24

RFP No. 12673-125

Presented by
*David Mancini & Sons, Inc. In association with
A&P Consulting Transportation Engineers, Corp.*

CAM 22-0689
Exhibit # 2
Page 4 of 136

QUALIFICATION OF THE FIRM

MINIMUM QUALIFICATIONS

The DMSI Team is a partnership of construction companies and engineering firms which will provide the City of Fort Lauderdale with depth of resources, industry leading professionals, and innovative solutions. DMSI has developed a team of local companies to provide the City of Ft. Lauderdale with comprehensive services for this project. The DMSI Team includes specialized firms who have a positive track record working together with the City of Ft. Lauderdale, M-D WASD and the City of Miami Beach. Together, our partnership offers the City of Ft. Lauderdale unmatched project experience and expertise, depth of resources, collaborative relationship and hands on local experience. Table 1 on the following page indicates DMSI's experience, qualifications, and capabilities meeting the experience and qualifications requirements of the Request for Proposal (RFP) for this solicitation. Followed by DMSI evidence of Bonding capacity and licensure.

As you will be able to see throughout this proposal, the DMSI Team has designed and constructed more pipeline projects of similar or greater size and complexity than any other team. With an aggregate bonding capacity in excess of \$100 million, DMSI is recognized as one of the most technically advanced underground utility, HDD trenchless emergency work, road building and earth moving contractors in South Florida. Over the past 30 years, David Mancini, President and Qualifier of DMSI, has successfully delivered multiple design-build projects which accounted for more than \$150 M worth of their contracts. DMSI is recognized in the construction industry for completing the projects within time and budget. All of the Design-Build Team Key Personnel qualifications and experience perfectly match their proposed roles for this project.



DAVID MANCINI & SONS, INC. RELEVANT EXPERIENCE

PROJECT DESCRIPTION	OWNER	SCOPE OF WORK	CONTRACT VALUE	COMPLETION DATE
Design and construction of a 10-inch directional drill for a permanent by-pass under the existing canal at NW 155 terrace and NW 16 court.	M-D WASD, Marcel Osorio, P.M., mobile (305)-812-6082	Cutting in a 60" plug valve on a 72" force main (ne 10 Ave and NE 159 St) and design and construction of a 10-inch directional drill for a permanent by-pass under the existing canal at NW 155 terrace and NW 16 court.	\$ 1,440,000	Ongoing
Force Main	City Of Ft. Lauderdale, Omar Castellon, mobile (954)-857-4416, email- ocastellon@fortlauderdale.gov	Design, permitting, construction, testing, and start-up of one new 24" nominal internal diameter force main along Bayview Dr. utilizing HDPE pipe by horizontal directional drilling (HDD) and intermedia connections to existing force mains via open-cut from Pump station b-4 to ne 21st St. And Bayview Dr.	\$2,682,197	1/30/2022
New gravity sanitary sewer system along NE 3rd Ave.	City Of Delray Beach, Begona Krane, P.M., phone (561)-243-7299	Design, permitting, and construction of a roadway reconstruction, upgrades to storm sewer system, a new 8" watermain system, and a new gravity sanitary sewer system along NE 3rd Ave. between NE 3rd St. and NE 4th St. the project includes a new concrete sidewalk, concrete curb and gutter, driveway aprons, street lighting, and landscaping within the right of way of NE 3rd Ave. between NE 3rd St. and NE 4th St.	\$ 1,682,854	Ongoing
New sanitary sewer pump station and force main	City Of Coral Gables, Jose Saucedo, P.E., mobile (305)-460-5054, email- jsaucedo@coralgables.com	Cocoplum, new sanitary sewer pump station and force main upgrade	\$ 2,308,765	7/15/2021
Emergency repairs to 72" and 54" force main at Biscayne Blvd. and ne 156th street	M-D WASD, Alexis Valdez, mobile (786)-299-9008, email-alexis.valdez@miamidade.gov	Emergency pipe repair of a 72-inch and 54-inch prestressed concrete pipe for sewage force main damaged by directional drill contractor at Biscayne Blvd. and ne 156th street	\$ 4,424,443	1/30/2020
54" emergency response to 54" force main break	City Of Ft. Lauderdale, Omar Castellon, mobile (954)-857-4416, email- ocastellon@fortlauderdale.gov	Emergency response to 54" force main break which included installation of line stops, bypass, sewage tanker trucks services, temporary and permanent repairs repairs to 48" force main and abandonment by grout-filling the existing 54" at tarpon river crossing	\$ 10,912,592	2/28/2020
Emergency repairs to a 42" water main five ash water treatment park	City Of Ft. Lauderdale Rick Johnson, mobile- (954)-258-3862, email- rjohnson@fortlauderdale.gov	Emergency repair to a damaged 42" water main that supplies raw water from the city's wellfields into the five-ash water treatment plant	\$ 155,859	8/15/2019
Port of Miami 42" water main and 10" force main between intersection of Biscayne Blvd. and ne 5th street to port of Miami	M-D WASD- Gary Clarke, mobile (305)-205-6980, email- gary.clarke@miamidade.gov	Installation of 7,440 LF of 42" di water main, 1,900 LF of 30", 200 LF of 8", 480 LF of 12", 200 LF of 20" dip, F&I 4,600 LF twin 30" HDPE HDD crossing of Biscayne bay, micro tunnel installation including 50' deep shafts, 260 LF of steel casing for 10" force main, 5,000 LF of 10" PVC c900, 200 LF jack and bore under FEC railway	\$ 20,884,161	7/30/2020
54" & 72" SS gate valves near grit chamber building of plant # 2	M-D WASD- Gary Clarke, mobile (305)-205-6980, email- gary.clarke@miamidade.gov	Included bypass of entirety of city Miami beach sewage and connection to grit chamber. Included connections to HOBAS tunnel and vertical pipe installation in tunnel shafts	\$ 1,293,052	1/15/2018
Furnish and install 48" water main area n design build 14-WASD-03	M-D WASD- Alexis Valdez, mobile (786)-299-9008, email-alexis.valdez@miamidade.gov	Construction of 15,000 LF of 48" PCCP water transmission main for Area N	\$ 8,966,866	10/1/2019
Miami avenue 48" force main design build	M-D WASD- James Ferguson, P.E., mobile (786)-552-8756, email- james.ferguson@miamidade.gov	Design build services to furnish and install 48" force main along north Miami avenue from NW 8th street to 36th street and along ne 36th street from north Miami avenue to NE 2nd avenue, F&I 5,600 LF of 12" dip including valves and fittings, road restoration, mill and overlay, storm drainage between 20th and 22nd street along north Miami avenue.	\$ 22,012,999	6/3/2019
54" redundant sewer force main design build	City of Miami Beach- Bruce Mowry, P.E., mobile (386)-262-4943, email- bmory@att.net	Construction of approximately 5,300 LF of 54" force main along Washington avenue and Euclid Avenue from 1st street to 11th street, installation of +/- 1,000 lf of 54" PCCP force main, connection to pump station #1, pump station upgrades, water main, storm sewer and gravity sewer replacement between 11th street and Euclid Avenue to 11th street and Jefferson Avenue, hardscape and landscape	\$ 17,822,731	12/31/2018

BONDING CAPACITY



June 2, 2022

City of Fort Lauderdale
100 North Andrews Avenue,
Fort Lauderdale, FL 33301

RE: David Mancini & Sons, Inc.
2601 Wiles Rd.,
Pompano Beach, FL 33073

To Whom It May Concern:

It is the privilege of Zervos Group, Inc. and Travelers Casualty and Surety Company of America to provide surety bonds on behalf of David Mancini & Sons, Inc. In our opinion, David Mancini & Sons, Inc. is properly financed, well-equipped and capably managed.

At the present time, Travelers Casualty and Surety Company of America provides a \$35,000,000.00 single project/\$75,000,000.00 aggregate surety program to David Mancini & Sons, Inc. As always, Travelers Casualty and Surety Company of America reserves the right to perform normal underwriting at the time of any bond request, including, without limitation, prior review and approval of relevant contract documents, bond forms, and project financing. We assume no liability to the City of Fort Lauderdale or its affiliates if for any reason we do not execute such bonds.

Travelers Casualty and Surety Company of America is listed on the U. S. Treasury Department's Listing of Approved Sureties (2007 Department Circular 570), and is rated "A++(Superior)" by A. M. Best Company.

Sincerely,

Travelers Casualty and Surety Company of America

By: 
Patrick Berger, Attorney-In-Fact

24724 Farmbrook Road • P.O. Box 2067 • Southfield, Michigan 48037-2067
4443 Lyons Road • Suite D-212 • Coconut Creek, Florida 33073
(248) 355-4411 • Fax (248) 355-2175

CAM 22-0689
Exhibit # 2
Page 7 of 136

BONDING CAPACITY

 **AIA Document A310™ – 2010**

Bid Bond

CONTRACTOR:

(Name, legal status and address)

David Mancini & Sons, Inc.
2601 Wiles Road,
Pompano Beach, FL 33073

SURETY:

(Name, legal status and principal place of business)

Travelers Casualty and Surety Company of America
One Tower Square,
Hartford, CT 06183

OWNER:

(Name, legal status and address)

City of Fort Lauderdale
100 N. Andrews Avenue,
Fort Lauderdale, FL 33301

This document has important legal consequences. Consultation with an attorney is encouraged with respect to its completion or modification.

Any singular reference to Contractor, Surety, Owner or other party shall be considered plural where applicable.

BOND AMOUNT: Five Percent of Amount Bid (5% of Amount Bid)

PROJECT: Design Build Flagler Village New Pumping Station A-24
Bid No. 12673-125


(Name, location or address, and Project number, if any)

The Contractor and Surety are bound to the Owner in the amount set forth above, for the payment of which the Contractor and Surety bind themselves, their heirs, executors, administrators, successors and assigns, jointly and severally, as provided herein. The conditions of this Bond are such that if the Owner accepts the bid of the Contractor within the time specified in the bid documents, or within such time period as may be agreed to by the Owner and Contractor, and the Contractor either (1) enters into a contract with the Owner in accordance with the terms of such bid, and gives such bond or bonds as may be specified in the bidding or Contract Documents, with a surety admitted in the jurisdiction of the Project and otherwise acceptable to the Owner, for the faithful performance of such Contract and for the prompt payment of labor and material furnished in the prosecution thereof; or (2) pays to the Owner the difference, not to exceed the amount of this Bond, between the amount specified in said bid and such larger amount for which the Owner may in good faith contract with another party to perform the work covered by said bid, then this obligation shall be null and void, otherwise to remain in full force and effect. The Surety hereby waives any notice of an agreement between the Owner and Contractor to extend the time in which the Owner may accept the bid. Waiver of notice by the Surety shall not apply to any extension exceeding sixty (60) days in the aggregate beyond the time for acceptance of bids specified in the bid documents, and the Owner and Contractor shall obtain the Surety's consent for an extension beyond sixty (60) days.

If this Bond is issued in connection with a subcontractor's bid to a Contractor, the term Contractor in this Bond shall be deemed to be Subcontractor and the term Owner shall be deemed to be Contractor.

When this Bond has been furnished to comply with a statutory or other legal requirement in the location of the Project, any provision in this Bond conflicting with said statutory or legal requirement shall be deemed deleted herefrom and provisions conforming to such statutory or other legal requirement shall be deemed incorporated herein. When so furnished, the intent is that this Bond shall be construed as a statutory bond and not as a common law bond.

Signed and sealed this 3rd day of June, 2022




(Witness)




(Witness)

(Witness)



David Mancini & Sons, Inc
(Principal) *(Seal)*

Travelers Casualty and Surety Company of America
(Surety) *(Seal)*



Angela G. Zervos, Attorney-in-Fact

Initial AIA Document A310™— 2010. Copyright ©1963, 1970 and 2010 by The American Institute of Architects. All rights reserved. **WARNING:** This AIA Document is protected by U.S. Copyright Law and International Treaties. Unauthorized reproduction or distribution of this AIA Document, or any portion of it, may result in severe civil and criminal penalties, and will be prosecuted to the maximum extent possible under the law. Purchasers are permitted to reproduce ten (10) copies of this document when completed. To report copyright violations of AIA Contract Documents, e mail The American Institute of Architects' legal counsel, copyright@aia.org. 061110

State of Florida Underground Utility and General Contractor's License



Ron DeSantis, Governor

Halsey Beshears, Secretary



STATE OF FLORIDA
DEPARTMENT OF BUSINESS AND PROFESSIONAL REGULATION
CONSTRUCTION INDUSTRY LICENSING BOARD

THE UNDERGROUND UTILITY & EXCAVATION CO HEREIN IS CERTIFIED UNDER THE PROVISIONS OF CHAPTER 489, FLORIDA STATUTES




MANCINI, DAVID A
DAVID MANCINI & SONS, INC.
2601 WILES ROAD
POMPANO BEACH FL 33073

LICENSE NUMBER: CUC044220
EXPIRATION DATE: AUGUST 31, 2022
Always verify licenses online at MyFloridaLicense.com




Do not alter this document in any form.
This is your license. It is unlawful for anyone other than the licensee to use this document.




Ron DeSantis, Governor

Halsey Beshears, Secretary




STATE OF FLORIDA
DEPARTMENT OF BUSINESS AND PROFESSIONAL REGULATION
CONSTRUCTION INDUSTRY LICENSING BOARD

THE GENERAL CONTRACTOR HEREIN IS CERTIFIED UNDER THE PROVISIONS OF CHAPTER 489, FLORIDA STATUTES



MELEHAN, FRANCIS PATRICK
DAVID MANCINI & SONS, INC.
26124 N. TURKEY CREEK ROAD
EVERGREEN CO 80439

LICENSE NUMBER: CGC1506008
EXPIRATION DATE: AUGUST 31, 2022
Always verify licenses online at MyFloridaLicense.com



Do not alter this document in any form.
This is your license. It is unlawful for anyone other than the licensee to use this document.

State of Florida Professional Engineers License

The screenshot shows the Florida DBPR Online Services interface. At the top, it says 'Log On' and 'DBPR ONLINE SERVICES'. The main content area displays license information for 'A & P CONSULTING TRANSPORTATION ENGINEERS CORP.' with license number 7797. Below this is a table of 'Related License Information' with columns for License Number, Status, Related Party, Relationship Type, Relation Effective Date, Rank, and Expiration Date. The table lists license number 40845 for Antonio G. Acosta, a Professional Engineer, with an expiration date of 02/28/2023. A search form is visible at the bottom with fields for License Type, First Name, Last Name, License Number, and Expiration Date.

This is an official license document from the Florida Board of Professional Engineers (FBPE). It features the state seal of Florida and the text: 'STATE OF FLORIDA BOARD OF PROFESSIONAL ENGINEERS THE PROFESSIONAL ENGINEER HEREIN IS LICENSED UNDER THE PROVISIONS OF CHAPTER 471, FLORIDA STATUTES'. The licensee is identified as 'ACOSTA, ANTONIO G' with address '8935 NW 35TH LANE SUITE 200 DORAL FL 33172'. The license number is 'PE40845' and the expiration date is 'FEBRUARY 28, 2023'. A QR code is located in the bottom left corner, and a warning at the bottom states: 'Do not alter this document in any form. This is your license. It is unlawful for anyone other than the licensee to use this document.'

BUSINESS STRUCTURE

Since taking over in 1985 as the third generation of Mancini Family Estate Succession Planning, DMSI's construction experience history now spans FOUR GENERATIONS and SIX DECADES of underground utility excellence. DMSI is a heavy civil general contractor and construction management firm headquartered in Deerfield Beach and Ft. Lauderdale, Florida since its inception. DMSI is defined by its employees - honest, experienced, forward-thinking, professional and hard-working. DMSI's team members form collaborative relationships with owners, developers, design teams, subcontractors and others to assist in delivering the most desirable and economical solution to the construction goal, reinforcing the company's reputation for superior workmanship and performance. DMSI's business philosophy is dedicated to trusting relationships, excellent service and workmanship that has enduring character and meeting or exceeding customer expectations every time.



1st Generation | In the Mid 1950's Charlie D'Agostini and his Brothers incorporated Northwest Construction, specializing in Underground Utility and Tunneling Construction within the Detroit, Michigan area.

2nd Generation | In 1958 Charlie D'Agostini's Daughter Gilda, married Richard Mancini and soon after he started working for Northwest Construction gaining experience as a general superintendent. In 1965 Richard Mancini, with the help of Charlie D'Agostini, incorporated Ric-Man Construction which specialized in underground utility and excavation construction throughout the State of Michigan.

3rd Generation | In 1981, Ric-Man Construction established a parallel operation in the State of Florida, in which David Mancini relocated to Florida and started working as a laborer for Ric-Man Construction, Inc. In 1983, Richard Mancini and his eldest son, David Mancini, formed Ric-Man International Inc. a Florida Corporation specializing in underground utility and excavation. In 1985 David Mancini was promoted to president of Ric-Man International until late 2010 when David Mancini resigned to incorporate David Mancini & Sons, Inc. (DMSI).

4th Generation | In October 2010, David Mancini, together with his sons David Jr. and Richard incorporated David Mancini & Sons, Inc. which specializes in streetscape, underground utility, roadwork and trenchless construction. When DMSI was incorporated over 70% of the staff from Ric-Man International Inc., ranging from key to field personnel joined DMSI bringing along extensive years of experience and teamwork to DMSI. Currently DMSI has a staff of over 70 employees.



The company specializes in delivering large-scale projects which entail difficult tasks, conditions and schedules. DMSI executes projects through a variety of delivery systems, ranging from traditional contracting arrangements to turnkey design-build as well as CM/GC project execution. Typical projects include, large diameter pipelines, pump stations, underground utilities, commercial and industrial site developments and trenchless utility installations.

DMSI's Team understands what is needed and will perform with the City of Ft. Lauderdale best interest in mind. Integrating into the designers and contractors' team as well as coordinating efforts with stakeholders will require seasoned professionals with experience in neighborhood improvement projects. The DMSI Team brings confidence in project management water infrastructure engineering design and construction through verifiable experience on similar design-build projects. All of our Key personnel have experience in all elements of the scope of work and are 100% committed to the City of Ft. Lauderdale's successful implementation of this project.

OVERVIEW OF PROJECT TEAM ORGANIZATION

The DMSI Team is organized into project leadership, project delivery and technical support services. The image below depicts the hierarchical structure from the project leadership team to the technical support services.

- **Project Leadership Team** is responsible for the overall program management as well as individual project assignments.
- **Project Delivery Team** are responsible for performing the design and construction to final completion.
- **Technical Support Services** provide multi-disciplinary resources to support project delivery.
- **STAFFING PLAN:** Our team has carefully analyzed the scope of work and has selected key personnel with the right blend of technical experience and capabilities, to successfully deliver this project. As evidence by the resumes and organizational chart submitted with this Statement of Qualifications

PROJECT LEADERSHIP TEAM	<ul style="list-style-type: none">- Design-Build Project Manager- Quality Assurance / Quality Control- Stakeholder Outreach
PROJECT DELIVERY TEAM	<ul style="list-style-type: none">- Engineering Team- Pipeline Construction- Pipe Connections- Permit and Compliance
TECHNICAL AND SUPPORT SERVICES	<ul style="list-style-type: none">- Data Collection and Management- Technical Design Support- Project Administrative Support- Project Safety Support

Our staffing plan addressed the project's resources demands and includes a skilled staff to address all specialty items required by the scope of work. The organizational chart shows the key personnel assigned to this project along with their role, years of experience, and percentage of availability.



DMSI KEY PERSONNEL AND ROLE



David Mancini, CU - D-B Project Manager Phone: (954) 605-3982; email: dmancini@dmsi.co. Mr. Mancini has more than 34 years of construction experience from Michigan to Florida, David Mancini has built David Mancini & Sons, Inc. (DMSI) into the premier underground civil contractor in South Florida. David served as President and Qualifier for his father, Richard Mancini, at Ric-Man International, Inc. from 1985-2010. Since incorporating David Mancini & Sons, Inc. in 2010, his “hands on” abilities and vast pool of knowledge have enabled DMSI to become the leader in large diameter pipeline construction. Serving as Design-Builder Manager, David Mancini has successfully completed a long list of projects within an urban environment throughout South Florida that include the installation of transmission water mains (PCCP & DIP), transmission force mains (PCCP & DIP), sanitary sewers, storm sewers, pump stations, jack and bores, micro tunnels, directional drills, roadways, sub-aqueous crossings, and neighborhood improvement projects over the past three decades.



David Mancini Jr. D-B Deputy Project Manager. David A. Mancini Jr. has over 10 years of construction experience in South Florida. As a field laborer, David Mancini Jr. began his career in construction at only 15 years old, working on various construction projects for City Municipalities. As a Construction Manager of David Mancini and Sons, Inc., David administers all construction operations, residential public relations, and coordination regarding the construction projects. His specialization and experience is in neighborhood improvement projects, water main replacements, private property water service installations, and roadway restoration. His management practice consists of a “first person on site and last person to leave” attitude. David’s main priority in administering construction operations is limiting at all cost the impact construction operations may impose on the residents.



Fabio Angarita, D-B Construction Project Manager. Mr. Fabio Angarita has over 15 years of construction experience in South Florida. Fabio has successfully completed a over \$60 million of municipal projects in highly urban environments throughout South Florida including storm sewer projects, storm sewer pump stations, force mains (PCCP & DIP), sub-aqueous crossings, roadway, and neighborhood improvement projects over the past decade. Fabio administers all construction operations, residential public relations, and coordination in multiple construction projects.



Onique Williams, Pipe Installation Superintendent. Mr. Williams, helped start and built DMSI when it first opened it’s doors, did odds and ends for multiple mainline / restoration crews as laborer / loader operator. From Sunset Island to Biscayne Point became restoration foreman full time. Once Biscayne Point ended went to Alton Road became mainline / restoration forman laying 30” RCP drainage, including trench patching, built storm water pump station on 10th street. Started Hollywood Neighborhood water main improvement for 8 / 12” pvc pipe with rear to front service conversions. Ft Lauderdale GTL grit chamber improvements.



Krishan Kandial, PE, Design and Build Project Manager. Mr. Kandial is a licensed PE in Florida with 11 years of experience working in the government and private organizations in a variety of projects in water & sewer (distribution, collection, transmission & treatment), paving, grading and drainage. Excellent interpersonal skills and team player. Mr Kandial has been the Project Manager for various multi-million-dollar projects. The most recent, seven miles of 54-inch diameter sewer force main which was designed and constructed in 18 months (on-time and within a \$65M budget). Other projects included the rehabilitation of sewer pipes using trenchless technology, design of pump station upgrades and replacement, and the oxygen generation system for the wastewater treatment plants.



Alejandro Mejia, D-B Safety Manager. Mr. Mejia has over 16 years' experience in accounting, construction management and cost estimating in the field of underground utility, roadwork and all facets of civil construction. Alejandro Mejia has over 16 years of experience overseen municipal projects in highly urban environments, airports throughout Dade County, Broward County, Florida including storm sewer projects, storm sewer pump stations, sanitary sewer, force mains, water mains, roadway, and neighborhood improvement projects over the past decade.



Richard Mancini, D-B Quality Assurance / Quality Control (QA/QC). Mr. Richard Mancini has over 9 years' experience in accounting, construction management and cost estimating in the field of underground utility, roadwork and all facets of civil construction. Richard has always been fascinated with the underground industry since a young age, where he would spend his days after school playing and pretend driving all the equipment in our storage yard and starting around 10 years old. Fast forward to present day, Richie is fully immersed in the day to day business of running large diameter pipeline projects for just shy of 4 years.

Firm Information

LEGAL NAME OF PROPOSER:

David Mancini and Sons, Inc. (DMSI)

FEDERAL EMPLOYEE IDENTIFICATION:

FEIN # 27-3716806

ADDRESS OF SUBMITTING PROPOSER:

2601 Wiles Road
Pompano Beach, FL 33073

CONTACT PERSON NAME:

David A. Mancini

TITLE:

President

EMAIL ADDRESS OF SUBMITTING PROPOSER:

dmancini@dmsi.co | bids@dmsi.co

PHONE NUMBER AND FACSIMILE NUMBER:

Phone : (305) 532-8827 | Fax: (305) 532-8835

Demonstrate your firm's ability to comply with insurance requirements

On the following page we demonstrate our firms insurance requirements, evidencing the dollar amounts of the coverage.



DAVIMAN-01

DAVIDL

CERTIFICATE OF LIABILITY INSURANCE

DATE (MM/DD/YYYY)
3/23/2022

THIS CERTIFICATE IS ISSUED AS A MATTER OF INFORMATION ONLY AND CONFERS NO RIGHTS UPON THE CERTIFICATE HOLDER. THIS CERTIFICATE DOES NOT AFFIRMATIVELY OR NEGATIVELY AMEND, EXTEND OR ALTER THE COVERAGE AFFORDED BY THE POLICIES BELOW. THIS CERTIFICATE OF INSURANCE DOES NOT CONSTITUTE A CONTRACT BETWEEN THE ISSUING INSURER(S), AUTHORIZED REPRESENTATIVE OR PRODUCER, AND THE CERTIFICATE HOLDER.

IMPORTANT: If the certificate holder is an ADDITIONAL INSURED, the policy(ies) must have ADDITIONAL INSURED provisions or be endorsed. If SUBROGATION IS WAIVED, subject to the terms and conditions of the policy, certain policies may require an endorsement. A statement on this certificate does not confer rights to the certificate holder in lieu of such endorsement(s).

PRODUCER Insurance Office of America, Inc. 1855 West State Road 434 Longwood, FL 32750	CONTACT NAME: Brenda Laflamme
	PHONE (A/C, No, Ext): (407) 998-5421 15421 FAX (A/C, No): (407) 788-7933 E-MAIL ADDRESS: Brenda.Laflamme@ioausa.com
INSURED David Mancini & Sons, Inc. 2601 Wiles Rd Pompano Beach, FL 33073	INSURER(S) AFFORDING COVERAGE NAIC #
	INSURER A : Liberty County Mutual Insurance Company 19544
	INSURER B : Zurich American Insurance Company 16535
	INSURER C : Indian Harbor Insurance Company 36940
	INSURER D :
	INSURER E :
INSURER F :	

COVERAGES CERTIFICATE NUMBER: REVISION NUMBER:

THIS IS TO CERTIFY THAT THE POLICIES OF INSURANCE LISTED BELOW HAVE BEEN ISSUED TO THE INSURED NAMED ABOVE FOR THE POLICY PERIOD INDICATED. NOTWITHSTANDING ANY REQUIREMENT, TERM OR CONDITION OF ANY CONTRACT OR OTHER DOCUMENT WITH RESPECT TO WHICH THIS CERTIFICATE MAY BE ISSUED OR MAY PERTAIN, THE INSURANCE AFFORDED BY THE POLICIES DESCRIBED HEREIN IS SUBJECT TO ALL THE TERMS, EXCLUSIONS AND CONDITIONS OF SUCH POLICIES. LIMITS SHOWN MAY HAVE BEEN REDUCED BY PAID CLAIMS.

INSR LTR	TYPE OF INSURANCE	ADDL INSD	SUBR WVD	POLICY NUMBER	POLICY EFF (MM/DD/YYYY)	POLICY EXP (MM/DD/YYYY)	LIMITS
A	<input checked="" type="checkbox"/> COMMERCIAL GENERAL LIABILITY <input type="checkbox"/> CLAIMS-MADE <input checked="" type="checkbox"/> OCCUR <input checked="" type="checkbox"/> X, C, U <input checked="" type="checkbox"/> Contractual Liab GEN'L AGGREGATE LIMIT APPLIES PER: <input type="checkbox"/> POLICY <input checked="" type="checkbox"/> PROJECT <input checked="" type="checkbox"/> LOC OTHER:	X	X	TB5-Z51-292589-032	4/1/2022	4/1/2023	EACH OCCURRENCE \$ 1,000,000 DAMAGE TO RENTED PREMISES (Ea occurrence) \$ 100,000 MED EXP (Any one person) \$ 5,000 PERSONAL & ADV INJURY \$ 1,000,000 GENERAL AGGREGATE \$ 2,000,000 PRODUCTS - COMP/OP AGG \$ 2,000,000 EMPLOYEE BENEFIT \$ 2,000,000
A	<input checked="" type="checkbox"/> AUTOMOBILE LIABILITY <input checked="" type="checkbox"/> ANY AUTO OWNED AUTOS ONLY <input type="checkbox"/> SCHEDULED AUTOS <input type="checkbox"/> HIRED AUTOS ONLY <input type="checkbox"/> NON-OWNED AUTOS ONLY	X	X	AS7-Z51-292589-042	4/1/2022	4/1/2023	COMBINED SINGLE LIMIT (Ea accident) \$ 1,000,000 BODILY INJURY (Per person) \$ BODILY INJURY (Per accident) \$ PROPERTY DAMAGE (Per accident) \$ \$
	<input type="checkbox"/> UMBRELLA LIAB <input type="checkbox"/> OCCUR <input type="checkbox"/> EXCESS LIAB <input type="checkbox"/> CLAIMS-MADE DED RETENTION \$						EACH OCCURRENCE \$ AGGREGATE \$ \$
A	<input checked="" type="checkbox"/> WORKERS COMPENSATION AND EMPLOYERS' LIABILITY ANY PROPRIETOR/PARTNER/EXECUTIVE OFFICER/MEMBER EXCLUDED? (Mandatory in FL) If yes, describe under DESCRIPTION OF OPERATIONS below	Y/N	N/A	WC2-Z51-292589-062	4/1/2022	4/1/2023	<input checked="" type="checkbox"/> PER STATUTE <input type="checkbox"/> OTHER E.L. EACH ACCIDENT \$ 500,000 E.L. DISEASE - EA EMPLOYEE \$ 500,000 E.L. DISEASE - POLICY LIMIT \$ 500,000
B	Leased/Rented			CPP6939810-00	4/1/2022	4/1/2023	Ded: \$5,000 525,000
C	Prof & Poll Liab			PEC005881301	4/1/2022	4/1/2023	\$1mm each claim/agg 2,000,000

DESCRIPTION OF OPERATIONS / LOCATIONS / VEHICLES (ACORD 101, Additional Remarks Schedule, may be attached if more space is required)

CERTIFICATE HOLDER David Mancini & Sons, Inc. - FOR INFORMATIONAL PURPOSES ONLY 2601 Wiles Rd Pompano Beach, FL 33073	CANCELLATION SHOULD ANY OF THE ABOVE DESCRIBED POLICIES BE CANCELLED BEFORE THE EXPIRATION DATE THEREOF, NOTICE WILL BE DELIVERED IN ACCORDANCE WITH THE POLICY PROVISIONS. AUTHORIZED REPRESENTATIVE - A034287
---	---



Firms Past Experience

City of Fort Lauderdale

DESIGN BUILD FLAGLER VILLAGE NEW PUMPING STATION A-24

RFP No. 12673-125

Presented by
*David Mancini & Sons, Inc. In association with
A&P Consulting Transportation Engineers, Corp.*

CAM 22-0689
Exhibit # 2
Page 16 of 136

54-INCH HDPE FORCEMAIN ALONG EUCLID AVENUE



SCOPE OF WORK



This Design-Build consisted of the installation of a 54" PCCP FM for the City of Miami Beach serves as the marquee project in our roster exhibiting our Team's commitment to ensure that all our clients concerns are met. A proposed 54" redundant force main was implemented along Euclid Avenue in the City of Miami Beach. The force main (FM) was a crucial component of the City of Miami Beach to improve the quality of service in this touristic area. Phase I installed a 54" HDPE force main along Euclid Avenue from 11th Street to Washington Avenue and along Washington Avenue from Euclid Avenue to Commerce Court. The scope of services for this section of the project included the design and construction of around 4,450 LF of 54" HDPE force main installed by Horizontal Directional Drilling (HDD).



Design permitting and construction of Miami Beach sanitary sewer **Pump Station # 1** upgrades which included installation of new wet well, installation of emergency bypass system, installation of biological odor control system A connection to Pump Station #31 was included in this phase. The project required constant communication with the city, as the team worked around the clock to deliver the project within the tight schedule. The project's expedited design schedule was met, with no major setbacks.

54-INCH HDPE FORCE MAIN ALONG EUCLID AVENUE MIAMI BEACH, FLORIDA

CLIENT

City of Miami Beach

KEY PERSONNEL

David Mancini, Principal/
Fabio Angarita Construction Project
Manager

DATE OF PROJECT COMPLETION

2017

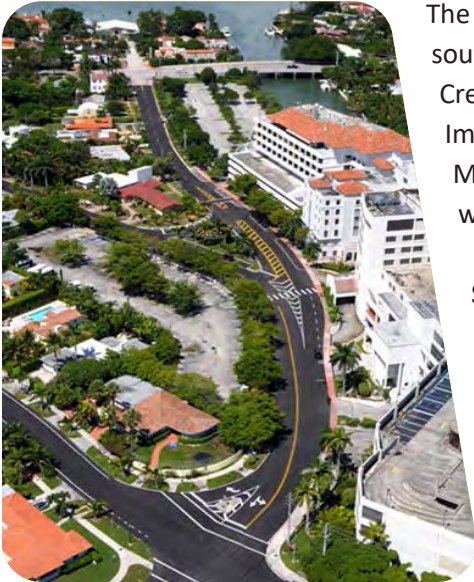
REFERENCE CONTACT INFORMATION

Mike Alvarez
City of Miami Beach
1700 Convention Center Drive
Miami Beach, FL 33139
(305) 673-7071

NAUTILUS NEIGHBORHOOD IMPROVEMENTS



SCOPE OF WORK



The Nautilus Neighborhood included all of the area from Surprise Lake south, to the south end of the 41st Street right-of-way, and from Biscayne Bay east to the Indian Creek waterway, inclusive of the Orchard Park subneighborhood. Streetscape Improvements: Reconfiguration of W. 42nd St. from North Michigan Ave. to North Meridian Ave.; the Intersection of Prairie Ave. / Chase Ave / W. 44th St.; Landscaping within the Right-Of-Way; Lighting Upgrades.

Storm water Improvements: 16,300 ln. ft. of conveyance pipe; 92 inlets and 74 manholes; Gravity drainage wells and 31 pressurized drainage wells; 6 **Storm sewer pumping stations**. Water Systems Improvements: 39,944 ln. ft. of 8" DIP Water Main; and the relocation of 177 water meters from rear easements to the public sidewalks through trenchless technology.

◆ NAUTILUS NEIGHBORHOOD IMPROVEMENTS

CLIENT

City of Miami Beach

KEY PERSONNEL

David Mancini, Principal/ Senior Project Manager

DATE OF PROJECT COMPLETION

2010

REFERENCE CONTACT INFORMATION

Jose Perez

Phone: (305) 673-7000

Fax: (305) 673-7073


City of Miami Beach CIP Office

joseperez@miamibeachfl.gov

MIAMI DADE WATER AND SEWER/PORT OF MIAMI CONTRACT S-911



SCOPE OF WORK



Installation of 9740 LF of 42" D.I. water main and 5,000 lf 10" force main between the intersection of Biscayne Blvd and 10th St to Port of Miami Terminal B, and construction of sanitary sewer pump station 9141. installation of 4,000 LF 30" HDD and 4,000 lf of 12" HDD under Biscayne Bay.

Installation of venturi meter system for water main with new electrical service, controls, system integration and scada system.

Installation of sanitary sewer pump station # 9141 with new 480v electrical service, control panel, permanent generator, scada system, system integration, testing and start up.



BROWARD COUNTY – 24" REGIONAL MASTER METER



SCOPE OF WORK



Installation of 24" Regional Master Meter for Broward County which included installation of (2) 30" linestops with 24" bypass, 30" and 24" force main pipes and fittings, installation of meter vault and valve vault, installation of 24" master meter, control panel, electrical service, telemetry system, start-up, testing and system integration.



CITY OF MIAMI BEACH – D&B CONVENTION CENTER PUMP STATION



SCOPE OF WORK




Design permitting and construction of Miami Beach **Convention Center Pump Station**, included the installation of concrete seawall, pump station with 80,000 gpm capacity, two (2) pollution control structures, two (2) wet wells, trash rack structure, bypass system, energy dissipater structures, 1200 amps electrical service, control panel with VFDS and telemetry system.



HORIZONTAL DIRECTIONAL DRILL (HDD) OF 20-INCH HDPE FM AT MIAMI INTERNATIONAL AIRPORT



SCOPE OF WORK



The scope of services for this project included the design and construction of 800 LF of 20" HDPE force main by horizontal directional drilling (HDD). The purpose of the project was to replace a failed section of an existing force main, servicing the Miami International Airport (MIA). The project was vastly complex, requiring extensive coordination to ensure proper alignment, radius of curvature, and entrance/exist angles that would allow the minimum clearance between existing utilities. Additional coordination was required to facilitate a clear path for the directional drilling below Ramps K, I, and L that service the Miami Intermodal Center. The project required constant communication with the M-D WASD, as the team worked around the clock to deliver the project within the tight schedule. The project's expedited schedule was met; both in the design and construction phase. A well executed design and close coordination with the emergency operation contractor allowed construction to take place within a week's time, with no major setbacks. The design started on January 25, 2010 and completed in a week. By February 15th, 2010 the new line was already in service.

HDD OF 20-INCH HDPE FM AT MIAMI INTERNATIONAL AIRPORT, MIAMI, FLORIDA

CLIENT

FDOT D6

KEY PERSONNEL

David Mancini , Project Manager

DATE OF PROJECT COMPLETION

2010

REFERENCE CONTACT INFORMATION

Adolfo Fassrainer, P.E.

Phone: (305) 470-5496

Fax: (305) 470-5179

Adolfo.fassrainer@dot.state.fl.us

HORIZONTAL DIRECTIONAL DRILL (HDD) OF 24-INCH HDPE FM AND 24-INCH WM AT BISCAYNE CANAL, NORTH MIAMI



SCOPE OF WORK

The scope of services for this project included the design and construction of 900 LF of 24-in FM and 24-in WM installed by HDD. The existing water and sewer mains that cross the Biscayne Canal were attached to an existing pedestrian bridge. These lines were in conflict with a proposed storm-sewer pump station that will be built in the northeast corner of the intersection of NE 131st ST and Griffin Blvd. therefore, these two lines will be replaced. The project included the installation of 450 LF of 24-in FM installed by HDD under the Biscayne Canal from Griffin Blvd to NE 2nd Ave. The new 24-in FM will be interconnected to the existing force mains on both sides of the canal. The project also encompasses 450 LF of 24-in WM installed also by HDD, which also crosses the Biscayne Canal. The proposed WM has been permitted by FDEP and includes isolation valves, leak testing assemblies and interconnections to the existing water mains. The project is still under construction.



HDD OF 24-INCH HDPE FM AND 24-INCH HDPE WM AT BISCAYNE CANAL, NORTH MIAMI, FLORIDA

CLIENT

City of North Miami

KEY PERSONNEL

Fabio Angarita, Project Manager

DATE OF PROJECT COMPLETION

2016

REFERENCE CONTACT INFORMATION

Hasan A. Rizvi, P.E.

Office: 305-895-9838, ext. 15005

hrizvi@northmiamifl.gov

BISCAYNE POINT NEIGHBORHOOD ROW IMPROVEMENT PROJECT



SCOPE OF WORK



This Design-Build Neighborhood Improvement Project included extensive underground utility construction of over 24,000 linear feet of 8” to 16” DIP Water Main. Deep shaft construction for the installation of a **sewer pump station**. The project also required pipe tapping at several locations to tie in the new watermain. The project also included a storm water collection system consisting of over 8,500 LF of drainage collection from 18” to 48” Diameter, over 1,000 LF of 24” PVC drainage and 6 drainage injection wells. Site concrete work consisted of new curb and gutter, sidewalk and landscaping. Limits of excavation for the pipe and structures varied in depth from 5ft to 20ft, and dewatering of the trenches via pumps was utilized as the water table began about 2-3 feet below ground surface. expedited design schedule was met, with no major setbacks.

BISCAYNE POINT NEIGHBORHOOD ROW IMPROVEMENT PROJECT MIAMI BEACH, FLORIDA

CLIENT

City of Miami Beach

KEY PERSONNEL

David Mancini, Principal, Senior Project
Manager

DATE OF PROJECT COMPLETION

2014

REFERENCE CONTACT INFORMATION

Carla Dixon
Phone: (305)673-7080
Fax: (305)673-7073
CarlaDixon@miamibeachfl.gov

30-INCH FORCE MAIN REPLACEMENT ALONG HARDING AVENUE



SCOPE OF WORK

This Design-Build Neighborhood Improvement Project included extensive underground utility construction of over 24,000 linear feet of 8" to 16" DIP Water Main. Deep shaft construction for the installation of a storm **sewer pump station**. The project also required pipe tapping at several locations to tie in the new watermain. The project also included a storm water collection system consisting of over 8,500 LF of drainage collection from 18" to 48" Diameter, over 1,000 LF of 24" PVC drainage and 6 drainage injection wells. Site concrete work consisted of new curb and gutter, sidewalk and landscaping. Limits of excavation for the pipe and structures varied in depth from 5ft to 20ft, and dewatering of the trenches via pumps was utilized as the water table began about 2-3 feet below ground surface. expedited design schedule was met, with no major setbacks.



30-INCH FORCE MAIN REPLACEMENT ALONG HARDING AVENUE, MIAMI BEACH, FLORIDA

CLIENT

City of Miami Beach

KEY PERSONNEL

David Mancini, Principal/ Senior
Project Manager

DATE OF PROJECT COMPLETION

2012

REFERENCE CONTACT INFORMATION

Mike Alvarez
City of Miami Beach
1700 Convention Center Drive
Miami Beach, FL 33139
(305) 673-7071

LUMMUS NEIGHBORHOOD IMPROVEMENTS



SCOPE OF WORK

The Lummus sub-neighborhood is generally described as that area bounded by 16th Street to the north, 5th Street to the South, Washington Avenue to the West, and Ocean Drive to the East. The area consists of multi-family structures with significant retail / commercial components, portions of which are within historically designated areas. This neighborhood is located in the heart of South Miami Beach and includes much of the National Register Architectural District. As part of this project we developed and prioritized streetscape and urban improvements throughout the neighborhood as well as upgrade water and stormwater infrastructure in accordance with the Design Criteria Package (DCP).



◆ LUMMUS NEIGHBORHOOD IMPROVEMENTS

CLIENT

City of Miami Beach

KEY PERSONNEL

David Mancini, Principal/ Senior
Project Manager

DATE OF PROJECT COMPLETION

2008


REFERENCE CONTACT INFORMATION

Jose Perez
Phone: (305) 673-7000
Fax: (305) 673-7073
City of Miami Beach CIP Office
joseperez@miamibeachfl.gov

WASHINGTON AVENUE IMPROVEMENTS



SCOPE OF WORK



The project included the following improvements: milling & resurfacing, new gravity drainage wells, sanitary sewer capacity improvements which consist of pipe/manhole up-sizing, water main upgrades, relocation of water meters/meter boxes, new decorative lighting system, landscape and irrigation upgrades, replacement of curb & gutter and sidewalk from 11th St. to 16th St., design of intersection bumps-outs, compliance with ADA requirements, modification of parking space layout, relocation of existing utilities, coordination with the CMB Parking Department to remove and reinstall parking meter heads and parking signs, & signature median improvements from 5th St. to Lincoln Rd.

◆ WASHINGTON AVENUE IMPROVEMENTS

CLIENT

City of Miami Beach

KEY PERSONNEL

David Mancini, Principal/ Senior
Project Manager

DATE OF PROJECT COMPLETION

2006

REFERENCE CONTACT INFORMATION


Mike Alvarez
Phone: (305) 673-7080
Fax: (305) 673-7073
City of Miami Beach CIP Office
mikealvarez@miamibeachfl.gov

BEAR CUT & WEST BRIDGE MACARTHUR CAUSEWAY



SCOPE OF WORK

The Bear Cut underground utility construction project consisted of two directional drills. One was the installation of approximately 1,400 linear feet of 20" Water main across West Bride via Horizontal Directional Drilling. The second HDD was 3,000 linear feet of 20" Water main across Bear Cut Bridge on the Rickenbacker Causeway in Key Biscayne, FL. DMSI pipe tapped into the existing allowing for this relocation of the bridge superstructures to be reconstructed. The proposed water main was fully constructed prior to decommissioning the existing system. Extensive public outreach was performed in order to maintain all operations.



◆ BEAR CUT & WEST BRIDGE MACARTHUR CAUSEWAY

KEY PERSONNEL

David Mancini, Principal/ Senior
Project Manager

DATE OF PROJECT COMPLETION

2013

REFERENCE CONTACT INFORMATION

Frank Di Cilio
Phone: (954) 835-2228
Fax: (770) 487-0005
Kiewit Infrastructure South, Inc.
13680 NW 5th Street, Suite 130
Sunrise, Florida 33325



Key Personnel and Resumes

City of Fort Lauderdale

DESIGN BUILD FLAGLER VILLAGE

NEW PUMPING STATION A-24

RFP No. 12673-125

Presented by
David Mancini & Sons, Inc. In association with
A&P Consulting Transportation Engineers, Corp.

CAM 22-0689
Exhibit # 2
Page 29 of 136



DAVID A. MANCINI, C.U.C

DESIGN-BUILD PROJECT MANAGER



1/2

Industry Experience: 34 yrs
Design/Build Experience: 10 Yrs
Member of the Engineering Contractors Association

Registration / Certifications:
State of Florida Underground Utility License No. CUC0442220
Broward County License #00-1650-W
Qualified Business

Organization—QB0008454 Experience:
President and Qualifier
October 2010 - Present
David Mancini & Sons, Inc. (DMSI)
President 1985-2010

Qualifier 1988-2010
Ric-Man International, Inc. (RMI)

With over thirty-four years of construction experience from Michigan to Florida, David Mancini has built David Mancini & Sons, Inc. (DMSI) into the premier underground civil contractor in South Florida. David served as President and Qualifier for his father, Richard Mancini, at Ric-Man International, Inc. from 1985-2010. Since incorporating David Mancini & Sons, Inc. in 2010, his "hands on" abilities and vast pool of knowledge have enabled DMSI to become the leader in large diameter pipeline construction.

Serving as Design-Builder Manager, David Mancini has successfully completed a long list of projects within an urban environment throughout South Florida that include the installation of transmission water mains (PCCP & DIP), transmission force mains (PCCP & DIP), sanitary sewers, storm sewers, pump stations, jack and bores, micro tunnels, directional drills, roadways, sub-aqueous crossings, and neighborhood improvement projects over the past three decades.

KEY PROJECTS

48-INCH FORCE MAIN (BROWARD CW&WWD) BROWARD COUNTY, FL, 2007

Role: Design-Build Manager: Over 5,000' of 48" Force Main within the FDOT Turnpike right-of-way, completed in 8 months including design, permits and construction. The new pipeline was constructed alongside a canal bank and residential neighborhood and included a subaqueous crossing.
Client: Broward County Water & Wastewater (Pat Macgregor (954) 831-0904)

DERM01-WASD-NLE-WEST 54" FORCE MAIN , MIAMI-DADE COUNTY,FL, 2005

Role: Design-Build Manager: Design Build Project with Nova Engineering, consisting of 9,240 LF of 54" PCCP Force Main complete with restoration, infrastructure and beautification improvements along 57th Ave and the Opa-locka Airport Property. This project also included a 25' deep subaqueous, by pass of existing 48" FM and open cut of existing State Road
Client: MDWASD (Jorge Aguiar (786) 552-8138)

DESIGN BUILD SERVICES FOR THE REPLACEMENT OF THE EXISTING 54" FM FROM CENTRAL DISTRICT WWTP TO FISHER ISLAND , MIAMI-DADE COUNTY, FL, 2014

Role: President/Manager/Qualifier: Installation via open cut

approximately 1,100 LF of 60" PCCP. Project required the by pass of the existing 54" and 42" Force main.
Client: Nicholson Construction Company for MDWASD (Eloy Ramos (412) 715-3265)

54" REDUNDANT SEWER FORCE MAIN, MIAMI-BEACH, FL 2014

Role: Design Build Manager: Installation of appx. 1,000 LF of 54" PCCP, was constructed in an urban environment maintaining existing traffic which entailed extensive MOT & restoration
Client: City of Miami Beach (Bruce Mowry, PE (786) 759-8941)

PROJECT EXPERIENCE

54" WATER MAIN SUBAQUOUS CROSSING AT RED ROAD, MIAMI-DADE COUNTY, FL 2014

Role: President/Manager/Qualifier: This deep subaqueous crossing appx. 300 LF of 54" DIP, was constructed alongside a bridge where (2) canals intersect to facilitate widening by the FDOT. The minimal tolerances of this pipeline and the deep complex installation within the canal were major challenges to this project.
Client: MCM for MDWASD (Nelson Cespedes (305) 439-8959)



42" WATER MAIN REPAIR ON SW 2ND AVE / MIAMI DADE COUNTY, FL, 2012

Role: President/Manager/Qualifier: As an emergency contractor for Miami-Dade Water & Sewer for over 10 years, David Mancini was as called upon to remove 60 LF of existing PCCP and replace with 60 LF section of 42" DIP which was located in the center of SW 2nd Ave entailed extensive MOT, shoring and dewatering.

Client: MDWASD (Nelson Cespedes (305) 439-8959)

48" WATER MAIN REPAIR ON SW 56th ST (MILLER DR) / MIAMI DADE COUNTY, FL, 2011

Role: President/Manager/Qualifier: As an emergency contractor for Miami-Dade Water & Sewer for over 10 years, David Mancini was as called upon to remove 60 LF of existing PCCP and replace with 60 LF section of 42" DIP which was located in the center of SW 2nd Ave entailed extensive MOT, shoring and dewatering.

Client: MDWASD (Nelson Cespedes (305) 439-8959)

OLETA RIVER 54" FORCE MAIN EMERGENCY REPAIR, MIAMI-DADE COUNTY,FL, 2008

Role: President/Manager/Qualifier: As an emergency contractor for Miami-Dade Water & Sewer for over 10 years, David Mancini was as called upon to remove and replace a 20 LF section of 54" PCCP Force Main which was located in the center of 163rd street which entailed extensive MOT, shoring and dewatering.

Client: MDWASD (Rod Lovett (305) 254-5871)

42" FORCE MAIN EMERGENCY REPAIR ON NE 163RD STREET, MIAMI-DADE COUNTY,FL, 2007

Role: President/Manager/Qualifier: Removal and replacement of 150 LF of 42" PCCP along NE 163rd Street. Project entailed extensive MOT/ Shoring and dewatering.

Client: MDWASD (Joe Armao (786) 586-4198)

EMERGENCY REPAIR OF 54" FLAGLER INTERCEPTOR, MIAMI-DADE COUNTY, FL, 2003

Role: President/Manager/Qualifier: This scope of work consisted of installing 1,400 LF of 54" PCCP Force Main

Client: MDWASD (Nelson Cespedes (305) 439-8959)

INTERCONNECTION AT PUMP STATION 2 & CENTRAL DISTRICT WWTP, MIAMI-DADE COUNTY, FL, 1999

Role: President/Manager/Qualifier: Project consisted of installing 150' LF OF 120" PCCP FORCE MAIN which required a shutdown of the existing 72" PCCP FM and by-pass, remove the existing FM and interconnect the 120" PCCP FM.

Client: MDWASD (Jorge Aguiar (786) 552-8138)

NORTH DISTRICT WWTP,MIAMI-DADE COUNTY, FL, 1997

Role: President/Manager/Qualifier: Project consisted of installation of 1,686 LF OF 72" PCCP FORCE MAIN which required ther interconnection at the WWTP, by-pass pumping, shoring and dewatering.

Client: Harry Pepper & Associates, MDWASD (Jorge Aguiar (786) 552-8138)

FLAGLER STREET FORCE MAIN S503D DIVISION 1, MIAMI-DADE COUNTY, FL,1996

Role: President/Manager/Qualifier: Scope of work included the installation of 7,195 LF OF 54" PCCP FORCE MAIN along a (4) lane divided highway, extensive MOT, 12' deep excavation, shoring and dewatering.

Client: MDWASD (Nelson Cespedes (305) 439-8959)

INTERCONNECTION TO EXISTING 60" FORCE MAIN, MIAMI-DADE COUNTY,FL, 1996

Role: President/Manager/Qualifier: Project consisted of installing 3,118 LF OF 60" PCCP FORCE MAIN and connection to existing force main at (6) locations from Flagler to SR 836, 57th Ave to 39th Court. Extensive pedestrian and vehicular MOT, shoring and dewatering.

Client: MDWASD (Nelson Cespedes (305) 439-8959)

PUMP STATION 307 & NW 47TH AVE (S-467), MIAMI-DADE COUNTY, FL, 1995

Role: President/Manager/Qualifier: The scope of work consisted of installing 5,000 LF OF 48" FORCE MAIN from PS #307 & NW 47th Ave. MOT along with a by-pass, canal crossing and (2) jack and bores under the existing railroad are some of the challenges for this project.

Client: MDWASD (Rod Lovett (305) 254-5871)



DAVID A. MANCINI JR.

DESIGN-BUILD DEPUTY PROJECT MANAGER



1/1

Industry Experience: 10 yrs
Registration / Certifications / Degrees:
OSHA Certification - Construction Safety and Health MOT Work Zone Traffic Control: Intermediate Level
Master of Business and Administration Specialization in International Finance

Reference#1:
Bob Wertz: Senior Project Manager
City of Hollywood Engineering Division
Bwertz@hollywoodfl.org,
Phone 954-921-3930

Reference#2:
Gregory Mullenski
City Inspector
City of Hollywood Engineering Division
Gmullenski@hollywoodfl.org,
Phone 954-249-2870}

Reference#3:
Carla S. Dixon- Capital Projects Miami Beach – Capital Improvement
Carladixon@miamibeachfl.gov
Phone 305-673-7071

David A. Mancini Jr. has over 10 years of construction experience in South Florida. As a field laborer, David Mancini Jr. began his career in construction at only 15 years old, working on various construction projects for City Municipalities. As a Construction manager of David Mancini and Sons, Inc., David administers all construction operations, residential public relations, and coordination regarding the City of Hollywood’s construction projects. His specialization and experience is in neighborhood improvement projects, water main replacements, private property water service installations, and roadway restoration. His management practice consists of a “first person on site and last person to leave” attitude. David’s main priority in administering construction operations is limiting at all cost the impact construction operations may impose on the residents.

CONSTRUCTION MANAGER EXPERIENCE

DESIGN BUILD SERVICES FOR THE INSTALLATION OF A 48-INCH FORCE MAIN ALONG NORTH MIAMI AVENUE, MIAMI, FL, 2016

Role: Construction Manager: This project includes the installation of approximately 13,000 linear feet of 48” sewer force main on NE 36th Street, between Federal Highway and North Miami Avenue. 12” and 16” water mains on North Miami Avenue, between NW 20th and 29th Street and 1,000 feet of 24” storm water drainage.

WATER MAIN & FORCE MAIN INTRACOASTAL WATERWAY CROSSINGS AT LAS OLAS BLVD. , FORT LAUDERDALE, FL, 2016

Role: Construction Manager: This project includes the installation of a 20” diameter water main and a new 16” diameter subaqueous force main on the south of Las Olas Blvd. Bridge to provide additional redundancy to the Las Olas area. The City had selected the horizontal directional drilling (HDD) method for construction of the proposed subaqueous crossings.

DESIGN-BUILD SERVICES FOR THE REPLACEMENT OF THE EXISTING 54-INCH SANITARY SEWER FORCE MAIN PIPELINE FROM THE CENTRAL DISTRICT WASTEWATER TREATMENT PLANT TO FISHER ISLAND, UNDER NORRIS CUT CHANNEL, MIAMI, FL , 2014

Role: Construction Manager: Design-Build project to replace the existing 54-inch force main (FM) from the Virginia Key Central District Wastewater Treatment Plant (CDWWTP) under Biscayne Bay Norris Cut to Fisher Island. Including: planning, engineering, design, permitting, procurement, construction / installation, testing and startup of a new 60-inch replacement FM. Project elements include: Approximately 5,200 linear feet of tunnel boring with precast

segmental liners capable of accommodating a 60-inch internal diameter carrier pipeline. Approximately 2,500 linear feet of open cut construction to install a 60-inch diameter pipe. Approximately 1,000 linear feet of horizontal directional drilling (HDD) to install 8-inch pipe that will relay the sewage flow from the Fisher Island Pump Station (PS 170) to the tunnel. The replaced 54-inch FM will be cut, flushed, plugged at terminal locations, and abandoned for potential rehabilitation in the future.

HOLLYWOOD WATER MAIN REPLACEMENT 11-5110, HOLLYWOOD, FL, 2014

Role: Construction Manager: Project consisted of the installation of over 5,200 LF of 16-inch C905 PVC Transmission water main, over 60,000 LF of 4”, 6” and 8” C900 PVC and DIP distribution water mains, fittings, valves, fire hydrants, and interconnections associated with the water main replacement. The project also included over 900 water service connections at the existing meters and over 400 water meter relocations and water service installations on the private property. Some of the key construction activities included emergency response, temporary traffic controls, clearing and grubbing, tree relocation, locating and protecting existing utilities, trench excavation, shoring, density testing, pressure testing, pipe disinfection, pavement restoration, existing water main abandonment, and coordination with Homeowners Association, City, County, and FDOT Utility Staff.



ARNELIO ALFONSO, P.E.

DESIGN MANAGER



1/2

APCTE Tenure: 20 yrs
Industry Experience: 35 yrs
Education: Bachelor of Science in Civil Engineering, IPSJAE Havana, Cuba, 1985
Hydrology Course
1988 University of Madrid, Spain

Registration:
1998, Florida Professional Engineer No. 52566

Experience:
November 2001 - Present
Senior Project Manager:
APCTE, Doral, Florida

August 1996 - October 2001
Project Manager:
HNTB Corporation

April 1995 - July 1996
Project Engineer:
Biscayne Engineering

July 1985 - March 1995
Professor:
Polytechnic University of Havana.
As a professor teaching subjects related to Hydraulic Engineering such as: Hydrology, Hydrogeology, Drainage, Irrigation, Hydraulic Systems and Fluid Mechanic.

Mr. Alfonso, APCTE’s Director of Water Resources, has over 35 years of experience in the design of Sanitary Sewer Collection Systems and Water Distribution Systems. He has lead the APCTE design team in designing major water and sewer systems for M-D WASD and several other municipalities; including: large diameter water mains, gravity sewers and pump stations and force mains. Mr. Alfonso has been involved in every aspect of the design of M-DWASD facilities and has an intimate knowledge of the entire process; including all facets of design, permitting, and construction. Among his most relevant projects are: 42-in Reclaimed Water Main for SDWWTP, Miami Intermodal Center (MIC) Water & Sewer Improvements for Rental Car Facility, Water & Sewer Improvements for Perrine Cutler-Ridge (Basins A, B and C), 54” Water Main along NW 57th Avenue. 42” Force Main along Milam Dairy Road and the Sanitary Sewer System for Lummus Island at the Port of Miami.

KEY PROJECTS

PERRINE-CUTLER RIDGE WATER AND SEWER IMPROVEMENTS – BASIN A, B, C, MIAMI, FLORIDA

Senior Project Manager for this project. This project consisted of three basins (Basin A, Basin B, and Basin C), which all had their individual pump stations and stand-by generators. The lift stations were designed to contain an emergency diesel powered generator. Included several thousands of feet of water, force main, and gravity sewer improvements.
Beg. Date-End Date: 2008 – 2013.

MD WASD E13-WASD-03 PSIP PS 0300, OPA LOCKA, FLORIDA

Senior Project Manager for this project. This project consisted of the rehabilitation and upgrade of Pump Station 0300, an important booster facility that suffered a catastrophic disaster when a dresser coupling failed and flooded the station. APCTE was selected to create a BODR and design the upgrade of the pump station which includes five 600 HP pumps, operating in a flow range of 7,000 to 31,000 gpm, which collect sewage from a 72-inch influent pipe and discharge into a common header that joins a 48-inch force main. APCTE performed several analyses of the existing conditions including hydraulic, mechanical, electrical, structural, and architectural to determine the various possibilities and implement the most practical and cost-effective solution.
Beg. Date-End Date: On-Going.

MD WASD E13-WASD-03 PSIP PS 0484, MIAMI LAKES, FLORIDA

Senior Project Manager for this project. This project consisted of the upgrade of the existing pump station 0484 in order to meet projected future flows. The upgrades include abandoning the wet well portion of existing Dry/Wet Well existing structure, refurbishing an existing 10’x10’ I.D. (square) dry well structure to convert to a new wet well, a new valve bank with a 10” discharge FM and a new 12” DIP discharge force main that connected to an existing 12” DIP FM.
Beg. Date-End Date: 2020.

MD WASD E13-WASD-03 PSIP PS 0860, MIAMI, FLORIDA

Senior Project Manager for this project. This project consisted of the upgrade of the existing Pump Station 0860 due to the current pumps not having enough head to pump the peak flow at peak pressure. The upgrades included a new 8’x8’ I.D. square wet well, a new valve vault with 10-inch piping, and various force main improvements from pump station to point of connection.
Beg. Date-End Date: 2015 – 2017.

INSTALLATION OF A 54”HDPE/PCCP FORCE MAIN, MIAMI BEACH, FLORIDA.

A proposed 54” redundant force main was implemented along Euclid Avenue in the City of Miami Beach. The force main (FM) was a crucial component of the City of Miami Beach to improve



the quality of service in this touristic area. The project covered three different phases: Phase I scope of services included the design and construction of approximately 191 LF of 54" PCCP force main by open cut installation; Phase II started with the installation of 30" ductile iron (DI) force main at the intersection of 11th St and Meridian Ct. and then a 36" DI and a 54" PCCP force mains as part of this phase. Additionally, there was a 24" FM connecting to Pump Station #1; and Phase III the scope of services for this section of the project included the design and construction of around 4,450 LF of 54" HDPE force main installed by Horizontal Directional Drilling (HDD).

Client Name: City of Miami Beach | Project Reference: Nelson Perez-Jacome, P.E. (305) 673-7000 ext. 6391 | Project Role: Project Manager | Beg. Date-End Date: 10/2016 – 07/2016.

PROPOSED 42" WATER REUSE TRANSMISSION PIPELINE, MIAMI-DADE COUNTY, FLORIDA.

The scope of work included the design of a 42" reclaimed water transmission line from the SDWWTP Water Reclamation Facility to the Metro Zoo that extends approximately 5.0 miles. M-D County has evaluated ways to comply with water reuse requirements and has identified reliable cost-effective alternative sources of water to meet future demands. APCTE has been assigned the task of designing a 42" reclaimed water main, with design flow 23 MGD, to discharge in the Miami Metro Zoo area. A Basis of Design Report was prepared to provide an analysis of the best pipe material and route for this reclaimed water main. A set of twenty-six (26) possible combinations of alternatives for the route of the pipe alignment was developed and cost estimated, to later make the appropriate selection.

Client Name: M-D WASD | Project Reference: Eduardo M. Luis. (786) 552-8948 | Project Role: Project Manager.

PROPOSED 54" WATER TRANSMISSION MAIN ALONG NW 57TH AVENUE, FROM W 53RD STREET TO W 84TH STREET, MIAMI-DADE COUNTY, FLORIDA.

The scope of work was comprised of the installation of 8,900 LF of a proposed 54" Water Main along SR 823 / NW 57th Avenue, from W 53rd Street to W 84th Street. The project includes: Installation of a sub-aqueous crossing; installation of 54-in Butterfly Valves at the locations indicated in plans; installation of access manholes as per MD WASD Standards on each side of the proposed Butterfly Valves; installation of Blow-off Assemblies as per MD WASD Standards upstream of the Butterfly valves; installation of Stub-out for future connections as required by MD WASD

Client Name: M-D WASD | Project Reference: Carlos Benavides (786) 268-5285 | Project Role: Project Manager.

PROPOSED 48" PCCP FORCE MAINS ALONG MILAM DAIRY ROAD (SR 826/SR 836 INTERCHANGE), MIAMI-DADE COUNTY, FLORIDA.

The scope of this project was to design a 48" PCCP Force Main along Milam Dairy Road as part of the SR 826/SR 836 Interchange Improvements. The project includes relocation of an existing 48" P.C.C.P. Force Main, plug valves for sewage force mains; making connection to existing force mains with field welded closures; air release assemblies; furnishing and installing castings. The project also includes cleaning and testing the mains; linestop with bypass; temporary and permanent repairs; curb and gutter restoration; sidewalk restoration; furnishing additional suitable backfill materials; and all other appurtenant and miscellaneous items and work for a complete and fully functional installation.

Client Name: FDOT District 6 | Project Reference: Tony Soto (305) 470-5380 | Project Role: Project Manager | Beg. Date-End Date: 10/2016- July 2019

DESIGN-BUILD SERVICES FOR THE INSTALLATION OF A 48-INCH DIAMETER WATER TRANSMISSION MAIN FOR "AREA N" WATER FACILITIES MASTER PLAN UPDATE (WFMPU)

Engineering services includes Surveying, Geotechnical, Design, Permitting, Construction Support and project Close-Out for approximately 31,670 LF (6 miles) of 48-inch P.C.C.P. Water Main along SW 117 Avenue, from SW 152 Street to Snapper Creek Drive, including two (2) Canal crossings (C-100) and Snapper Creek Canal. The project also includes the installation of approximately 6,660 LF of 16-inch D.I. Force Main along SW 117 Avenue, from SW 108 Street to SW 88 Street. Role: Project Manager in charge of the plans and Specs preparation. Responsibilities also includes permitting process, continuous coordination with the client/owner, sub-consultants and regulatory agencies from the onset of a project through its completion.

Client Name: M-D WASD | Project Reference: Lin Li (786) 552-4359 | Project Role: Project Manager.

WATER AND SEWER IMPROVEMENTS FOR PERRINE-CUTLER RIDGE - MIAMI, FL.

The scope of work consisted of an upgrade to the existing water and sewer system in the area to better meet the aggregate demand of several large scale future developments. The project was divided into three Basins and it served an area of approximately 181 acres. Overall the project included approximately 20,000 LF of water main, 23,000 LF of sanitary sewer, 8,000 LF of force main, and 3 sanitary lift stations. MDWASD completed the project in a cost and time effective



ONIQUE WILLIAMS

GENERAL SUPERINTENDENT



1/1

Experience:

Mainline Foreman- August 2017 – January 2020 full time – Miami Ave., Area N, Virginia Key / Fisher Island, Emergency projects: 156th, 163rd, Ft Lauderdale raw water, Ft Lauderdale sewer, 42" valves Ft Lauderdale

2010 – 2017 – Helped start and built DMSI when it first opened it's doors, did odds and ends for multiple mainline / restoration crews as laborer / loader operator. From Sunset Island to Biscayne Point became restoration foreman full time. Once Biscayne Point ended went to Alton Road became mainline / restoration forman laying 30" RCP drainage, including trench patching, built storm water pump station on 10th street. Started Hollywood Neighborhood water main improvement for 8 / 12" pvc pipe with rear to front service conversions. Ft Lauderdale GTL grit chamber improvements.

EXPERIENCE

MIAMI BEACH 54" DIRECTIONAL DRILL

Onsite 7 days a week, coordinating mud removal from drill rig oversaw drilling pressure relief wells along the route, restored once the drills were completed, oversaw the cleaning of the internal pipe via airlift dredging. Oversaw delivery and fusing of 54" HDPE.

many short spurts on major FDOT crossings first at 72nd street, and then 88th. Without

Onique started working for Ric Man Intl as a laborer on a restoration crew under David Mancini SR, when David Mancini SR left Ric-Man Intl and started DMSI, Onique left with David Sr to help build DMSI to what it is today.

MIAMI AVE: 48" PCCP FORCE MAIN 13,100 FT

Onique's official position was Foreman but truly acted as Superintendent. In charge of ordering materials, developing MOT plans, managing ultra-small footprint for large diameter installation through Miami's Midtown and Wynwood Districts. Designing pipe alignment through heavily infested utilities corridor when conflicts arose. Also installed around 2000 feet 12" watermain

VIRGINIA KEY / FISHER ISLAND

Onique gained tunnel tie in experience through installing the vertical 48" pipe inside the shafts, to connect from the tunnel to the tie in points with 90 degree bends. While also building the 36" bypass on the last 1,000 ft of large diameter FM feeding directly into Central District Wastewater Treatment Plant.

AREA N

Onique gained valuable experience installing a 48" Transmission WM under SFWMD C-2 Canal. This project consisted of extremely hard rock, installation of PCCP watermain 25 feet underwater on an 100-foot wide canal, utilizing 2 large excavators, while also designing the tie in and closing on the existing pipe from another DMSI crew. Onique also worked



RICHARD MANCINI

DESIGN-BUILD QA/QC MANAGER



1/1

Richard Mancini, Superintendent for David Mancini and Sons, Inc. has always been fascinated with the underground industry since a young age. When he was young, he would spend his days after school playing and pretend driving all the equipment in our storage yard, and starting around 10 years old, David SR, would bring him to jobsites on the weekend to learn how to run equipment. At 15 years old, he got his first summertime job cleaning the shop and doing light mechanic work. Fast forward to present day, Richie is fully immersed in the day to day business of running large diameter pipeline projects for just shy of 4 years.

EXPERIENCE

AREA N

48" Transmission WM, 15,000' – Oversee open cut installation, subaqueous crossing (100' wide canal, 25' underwater); crossing FDOT roadways SR-986 + SR-94, which SR-94 included a 1200' run. Developed MOT Plans, Coordinated with Stakeholders in the neighborhood, kept up to 4 crews busy daily, Designed alternate routes when conflicts emerged.

Aug. 2018 – Nov. 2019

INDIAN CREEK

72" Storm Drainage 1,500' in Miami beach- included overseeing day to day operations, managing three to five in house DMSI Crews, while overseeing multiple subcontractors. Delivering fast tracked completion dates, installation of 72" drainage, a large pump station consisting of 5+ 100,000 lb structures, smaller diameter drainage structures and piping. Rebuilding a new roadway at a higher elevation.

2016 – Aug. 2018

OTHER EXPERIENCES INCLUDES:

Foreman over seeing 8/12 inch water main installation with rear to front service conversions in Hollywood, FL. Pipe Cleaning supervisor for Airlift Dredging of the 54" HDPE Directional Drill. Spent multiple years as a laborer and operator, running all different types of equipment.



FABIO ANGARITA

CONSTRUCTION PROJECT MANAGER



1/2

Industry Experience: 15 yrs

Education:
Civil Engineer

Experience:
Project Manager
2013 to Present
David Mancini & Sons, Inc.

Project Manager
2007 to 2013
Southeastern Engineering
Contractors, Inc.

Project Manager
2006 to 2007
Development and
Communications Group of
Florida, Inc.

Project Manager
2004 to 2006
Petro Hydro Inc.

Co-owner / Project Manager
1999-2002
GDC Ltda (Colombia)

Fabio Angarita has successfully completed a over \$60 million of municipal projects in highly urban environments throughout Dade County, Florida including storm sewer projects, storm sewer pump stations, force mains (PCCP & DIP), sub-aqueous crossings, roadway, and neighborhood improvement projects over the past decade.

EXPERIENCE

SEABOARD ACRES PUMP STATION RETROFIT AND PUMP CASING REPLACEMENT , MIAMI DADE COUNTY 2015

Role: QA/QC Manager: Located in Northeast Miami-Dade County at the intersection of NE 131st Street and Memorial Highway. This Neighborhood includes mostly residential developments and some commercial developments. The proposed improvements include the complete demolition and reconstruction of the existing Seaboard Acres Storm Water Pump Station. The reconstructed pump station has a pumping capacity of 40 CFS achieved by using two (2) electronic submersible pumps of 20 CFS each. Also emergency diesel pumps backup Generator and Telemetry System for remote, monitoring, and control of the pumps and generator.

Client: Miami-Dade County Public Works (Ruben Arencibia (305)469-9539)

54-INCH REDUNDANT SEWER FORCE MAIN , CITY OF MIAMI BEACH 2015

Role: QA/QC Manager: A project that involved a 54 - inch sanitary sewer pipeline located in Miami, FL that runs underneath Euclid Avenue and Washington Avenue from Commerce Street to 11 Street. A world record of a 3,000 – foot long and a 1,200 – foot long installation of a 54 –inch IPS DR -17high—density polyethylene (HDPE) pipe using horizontal directional drilling (HDD) methods. This pipe replaces the existing force main sanitary line that was constructed in 1977 and served as the sole means of wastewater conveyance through Miami Beach

Client: City of Miami Beach

CRESPI BLVD WATER MAIN, STORM SEWER COLLECTION SYSTEM AND STORM SEWER PUMP STATION, MIAMI DADE COUNTY, FL

Role: QA/QC Manager: Installation of Water Main and Storm Sewer System along Crespi Blvd between 85TH street and 79TH Street. The project Includes the installations of over 2500 LF of Water Main, over 2800 LF of Storm Sewer collection system, Installations of pollution Control Structure, Installations of Storm Sewer Pump Station, construction of seawall and landscaping along a residential neighborhood.

Client: City of Miami Beach (Eugene Egemba, P.E. (305) 781-0391)

SWEETWATER STORM SEWER IMPROVEMENTS PHASE IIB 2013 - 2014

Role: QA/QC Manager: Installation of about 6000 LF of storm sewer collection system and two (2) storm sewer pump stations with capacity of 5500 GPM along a residential neighborhood.

Client: City of Sweetwater (Eric Gomez, P.E.(305)-553-5457)

FDOT T6278, FDOT 2014

Role: QA/QC Manager: Installation of 54” Water Main subaqueous crossing along NW 57TH Avenue between W46TH Street and W 53RD Street.

Client: MDWASD (Nelson Cespedes (305) 439-8959)



FABIO ANGARITA

CONSTRUCTION PROJECT MANAGER

2/2

FDOT E6G98-RO —PUSH BUTTON PROJECT

Role: QA/QC Manager: Performance of several drainage and roadway project in FDOT District 6. Project included an emergency drainage project in Downtown Miami and US1, Drainage Improvements in Haulover Bridge and drainage Improvements on 163TH Street.

INSTALLATION OF SIX (6) 48" PLUG VALVES IN THE EXISTING PCCP FORCE MAIN ALONG OPA LOCKA BLVD 2012

Role: QA/QC Manager: Installation of 48" plug valves in different locations in the existing PCCP Force Main along Opa Locka Blvd. The project included the installation of six (6) plug valves, the installation of twelve (12) line stops, implementation of extensive MOT, shoring and dewatering.

Client: MDWASD (Nelson Cespedes (305) 439-8959)

SAN MARCO ISLAND DRAINAGE IMPROVEMENTS 2011

Role: QA/QC Manager: Preinstallations of storm sewer collection system and a pump station in San Marco Island. The project Included about 2000 LF of storm sewer collection system, installation of four (4) deep wells, emergency bypass and storm sewer pump station.

Client: City of Miami (Valentin Onuigbo, P.E.(786)447-9817)

SWEETWATER STORM SEWER IMPROVEMENTS PHASE IV 2011

Role: QA/QC Manager: Installation of about 8000 LF of storm sewer collection system and two (2) storm sewer pump stations with capacity of 5500 GPM along a residential neighborhood.

Client: City of Sweetwater (Eric Gomez, P.E.(305)-553-5457)

FAIRLAWN STORM SEWER PHASE III 2011

Role: QA/QC Manager: Installations of about 10,000 LF of exfiltration storm sewer system along a residential neighborhood.

Client: City of Miami (Genady Beylin.(786)972-5048)

E 4TH AVENUE IMPROVEMENTS, HIALEAH, FL 2010

Role: QA/QC Manager: Installation of storm sewer exfiltration system and full roadway reconstruction along E 4TH Avenue

between 25TH Street and 32ND Street.

Client: City of Hialeah/FDOT (Ignacio Serralta, P.E. (305) 662-8887)

TOWN OF GOLDEN BEACH, CAPITAL IMPROVEMENTS PROJECT, MIAMI DADE, FL

Role: QA/QC Manager: Installation of new water main system along Golden Beach Drive, North, Center and South Island Dr, installations of water tight storm sewer collection system, two (2) storm sewer pump stations, utility conversions for ATT, Atlantic Broadband and FPL, full roadway reconstruction, landscaping and beautification.

Client: Town of Golden Beach (Alex Diaz, Town Manager (786) 236-4211)

CENTRAL ISLAND DRAINAGE IMPROVEMENTS, CITY OF SUNNY ISLES 2008, 2009

Role: QA/QC Manager: Installation of water tight storm sewer collection system discharging to storm drainage wells and Improvements to Gwen Margolis Park. The project included the installation of more than 10,000 LF of storm sewer collection system, the construction of 22 deep wells, the construction of a football field, landscaping and beautification.

Client: City of Sunny Isles (Bill Evans, Assistant City Manager (786) 586-7533)



ALEJANDRO MEJIA

DESIGN-BUILD SAFETY MANAGER



1/1

Industry Experience: 16 yrs

Education:

AS in Business Administration

AS in Civil Engineering

OSHA 30 Certification

Alejandro Mejia has over 16 years of experience overseen municipal projects in highly urban environments, airports throughout Dade County, Broward County, Florida including storm sewer projects, storm sewer pump stations, sanitary sewer, force mains, water mains, roadway, and neighborhood improvement projects over the past decade.

EXPERIENCE

MDWASD INSTALLATION OF 42-INCH DIP WATER MAIN AND 10-INCH FORCE MAIN TO PORT OF MIAMI AND PS 9141 REPLACEMENT:

Safety Manager for the Miami-Dade Water and Sewer Department (MDWASD) installation of 9,740 LF of 42-inch DIP and fittings; 42-inch mechanical joint resilient seated wedge gate valve; Venturi meter (including valve and fittings, manhole frame and cover, valve box quick disconnect, and concrete support slab); 260 LF of micro tunneling under existing FEC railroad right-of-way (including steel casing, drill shafts, and proposed area of construction); 4,600 LF of twin 30-inch HDPE HDD subaqueous channel crossing along Biscayne Bay from Bayside to Port of Miami; replacement of Pump Station (PS) 9141 (including existing 8-inch cast iron pipe (CIP) force main connecting to wastewater collection and transmission system); and installation of approximately 5,000 LF of 10-inch replacement force main pipeline between PS 9141 and a point of connection on the mainland (City of Miami).

MDC EMERGENCY REPAIRS TO 72-INCH AND 54-INCH PCCP FORCE MAIN AT BISCAYNE BLVD & NW 156 STREET:

Safety Manager for an emergency contractor for Miami-Dade Water & Sewer for over 10 years, David Mancini was as called upon to remove 60 LF of existing PCCP and replace with 60 LF section of 42" DIP which was located in the center of SW 2nd Ave entailed extensive MOT, shoring and dewatering.

MDC INSTALLATION OF 54-INCH DIP FORCE MAIN AT OPA LOCKA EXECUTIVE AIRPORT:

Safety Manager for furnishing and installing approximately 10,900 LF of 54- inch ductile iron pipe and fittings; 54-inch mechanical joint resilient seated wedge plug valves; connections to existing 48-inch force main and connection to existing 54-inch PCCP, including valves and fittings, access manholes installation.

BROWARD COUNTY FLL, TERMINAL 4 EXTENSION, INSTALLATION OF MULTIPLE UNDERGROUND UTILITIES AT FORT LAUDERDALE INTERNATIONAL AIRPORT:

Safety Manager for furnishing and installing approximately 1000 LF in storm sewer pipes ranging from 30-inch to 96-inch; 2000 LF in water mains ranging from 8-inch to 12- inch ductile iron pipe and fittings; 1500 LF in 8-inch sanitary sewer mains including laterals and new sanitary lift station. In addition to this, excavation of cast in place concrete piles and preparation of building pad for new Terminal 4.

MDC INSTALLATION OF 54-INCH BAR WRAPPED CONCRETE CYLINDER PIPE WATER MAIN AT RED ROAD IV FDOT T-6345:

Safety Manager of furnishing and installing approximately 4300 LF of 54- inch bar wrapped concrete pipe and fittings; 54-inch mechanical butterfly valves; connections to existing 54-inch water main and connection to existing 36-inch water main, including valves and fittings, access manholes installation.

DESIGN BUILD FLAGLER VILLAGE NEW PUMPING STATION A-24

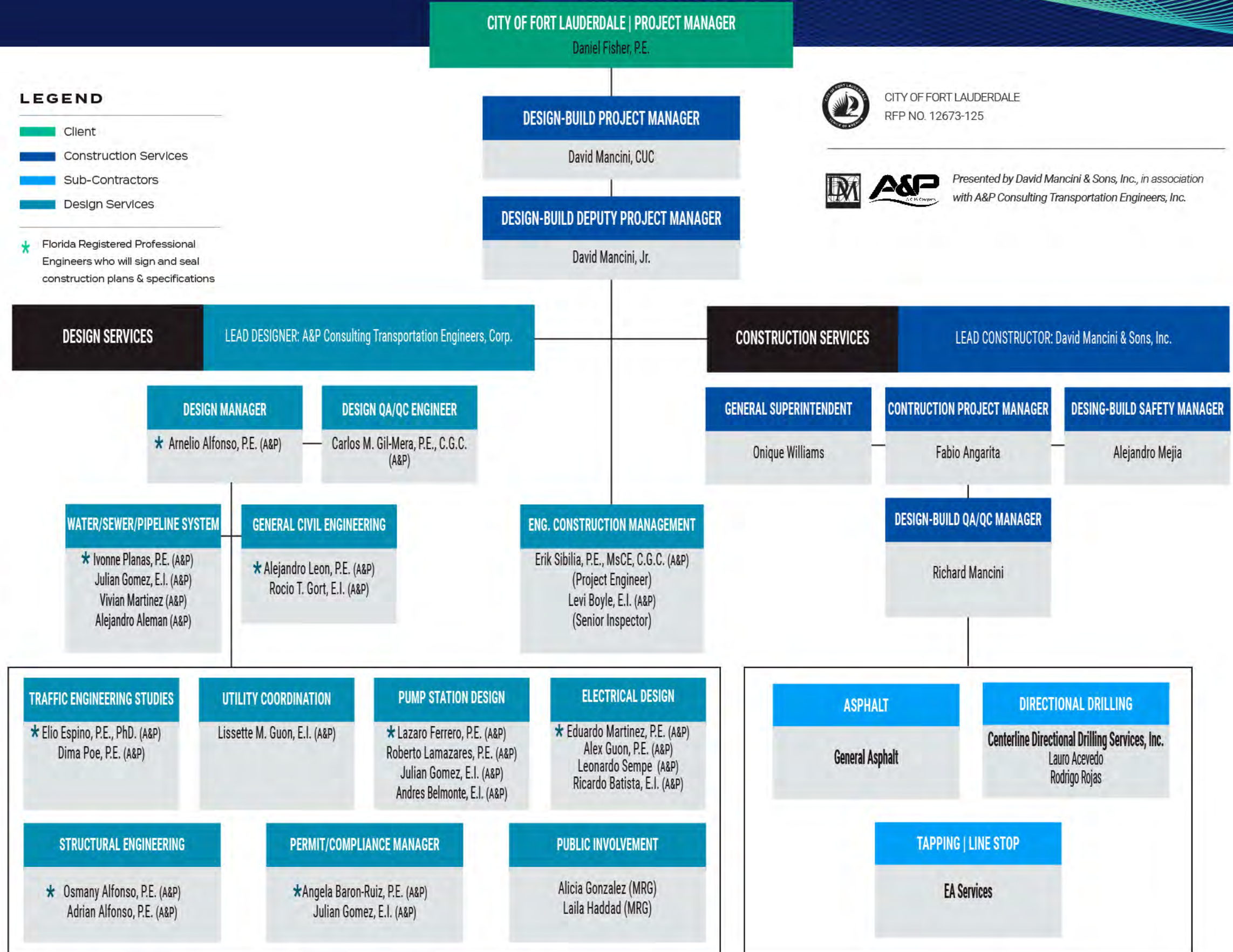
RFP NO. 12673-125

	Name	Role	Years Exp.
Construction Services	David Mancini, CUC	D-B Project Manager	34
	David Mancini, Jr.	D-B Deputy PM	10
	Fabio Angarita	Construction Manager	20
	Onique William	Pipe Installation Superintendent	10
	Alejandro Mejia	D-B Safety Manager	16
	Richard Mancini	D-B QA/QC Manager	9
	Design Services	Amelio Alfonso, P.E.	Design Manager
Carlos M. Gil-Mera, P.E., C.G.C.		QA/QC Engineer	36
Ivonne Planas, P.E.		Water and Sewer Pipeline Systems (6.01)	26
Roberto Lamazares, P.E.		Water/Sewer Pipeline Systems (6.01)	13
Vivian Martinez		Water/Sewer Pipeline Systems (6.01)	36
Julian Gomez, E.I.		General Civil Engineering	5
Andres Belmonte, E.I.		General Civil Engineering	2
Elio Espino, P.E., PhD		Traffic Studies	25
Dima Poe, P.E.		Traffic Studies	18
Lissette Guon, E.I.		Utility Coordination	20
Osmany Alfonso, P.E.		Structural Engineer	26
Adrian Alfonso, P.E.		Structural Engineer	8
Angela Baron-Ruiz, P.E.		Permit/Compliance Manager	14
Erik Sibila, P.E., MSCE, C.G.C.		Eng. Construction Management	15
Levi Boyle, E.I.		Eng. Construction Management	10

LEGEND

- Client
- Construction Services
- Sub-Contractors
- Design Services

* Florida Registered Professional Engineers who will sign and seal construction plans & specifications



CITY OF FORT LAUDERDALE
RFP NO. 12673-125




Presented by David Mancini & Sons, Inc., in association with A&P Consulting Transportation Engineers, Inc.

CONCERNING SUBCONSULTANTS, SUPPLIERS, AND OTHERS:

DMSI will with his own organization, perform at least forty percent (40%) of the total dollar amount of the Work to be performed under the Agreement

SAFETY:

Below is our firms most recent Experience Modification Rate (EMR). Most recent Experience Modification Rate (EMR) (provided on letterhead from current insurance provider) not greater than 1.0; Five-year average OSHA Total Recordable Incident Rates (TRIR) of less than 3.4; Five-year average OSHA Days Away, Restricted or Transferred (DART) Rate of less than 2.1; and Five-year average OSHA Days Away from Work Case (DAWC) rate of less than 1.0.

 WORKERS COMPENSATION EXPERIENCE RATING									
Risk Name: DAVID MANCINI & SONS INC					Risk ID: 914733286				
Rating Effective Date: 04/01/2022			Production Date: 01/06/2022			State: INTERSTATE			
State	Wt	Exp Excess Losses	Expected Losses	Exp Prim Losses	Act Exc Losses	Ballast	Act Inc Losses	Act Prim Losses	
FL	.15	135,552	193,463	57,911	106,878	45,200	188,794	81,916	
GA	.14	8	12	4	0	53,600	0	0	
(A) Wt	(B)	(C) Exp Excess Losses (D - E)	(D) Expected Losses	(E) Exp Prim Losses	(F) Act Exc Losses (H - I)	(G) Ballast	(H) Act Inc Losses	(I) Act Prim Losses	
.15		135,560	193,475	57,915	106,878	45,201	168,101	61,223	
		Primary Losses		Stabilizing Value		Ratable Excess		Totals	
Actual		(I) 61,223		C * (1 - A) + G 160,427		(A) * (F) 16,032		(J) 237,682	
Expected		(E) 57,915		C * (1 - A) + G 160,427		(A) * (C) 20,334		(K) 238,676	
		ARAP	FLARAP	SARAP	MAARAP	Exp Mod			
Factors			1.00			(J) / (K) 1.00			
RATING REFLECTS A DECREASE OF 70% MEDICAL ONLY PRIMARY AND EXCESS LOSS DOLLARS WHERE ERA IS APPLIED. ONE OR MORE CLAIM AMOUNTS HAVE BEEN REDUCED DUE TO EMPLOYER REIMBURSEMENTS AS PART OF A NET DEDUCTIBLE, EMPLOYER-PAID MEDICAL OR COMPENSATION REIMBURSEMENT PROGRAM IN THE FOLLOWING JURISDICTIONS: FL THIS RISK WAS PREVIOUSLY RATED UNDER RISK ID# 091903954 AND WILL NOW BE RATED UNDER THE RISK ID# SHOWN ABOVE.									

Qualifications of The Team

City of Fort Lauderdale

DESIGN BUILD FLAGLER VILLAGE NEW PUMPING STATION A-24

RFP No. 12673-125

Presented by
*David Mancini & Sons, Inc. In association with
A&P Consulting Transportation Engineers, Corp.*

CAM 22-0689
Exhibit # 2
Page 42 of 136

QUALIFICATIONS OF THE TEAM



The DMSI's Design-Build Team was assembled with a number of goals in mind. We have brought together a team of industry leaders with proven experience in South Florida, with an emphasis on past working relationships and teaming together in a collaborative environment. Most members of our Team have been fortunate to work together over the past 20 years in the successful execution of several water and wastewater infrastructure projects. As a result, our key staff has gained first-hand knowledge of local conditions, City of Fort Lauderdale design standards, local permitting requirements, stakeholder and public outreach concerns, multi-agency coordination needs, general contracting practices, and construction methodologies specific to pipeline installation. Our team's tenure on these projects has yielded an invaluable work relationship with local municipalities staff and other local regulatory agencies - one based on trust, quality, and responsiveness, while delivering cost-effective solutions.

DMSI's Design-Build Team will be flexible in how we interface with the City. We believe our team's previous experience provides a thorough level of understanding as it relates to City expectations, however, we also understand the client's needs can change. A good example would be our regular and emergency communication. The DMSI Design-Build Team has a number of procedures related to communication that we plan to implement on this project. A clear line of communication will be established from the initial meeting, defining points of contact for both normal operational interactions as well as emergency situations. Protocols for electronic and voice communications and document sharing will be defined. Team meetings attendance will be documented by the DMSI Design-Build Team and shared with the entire Project Team for review and comment. These meeting minutes will outline action items and the decisions or resolutions made at the meeting. Project scheduling progress reports will be generated and provided on a weekly basis. These reports highlight the work plan schedule for the review period, showing work activities completed and scheduled durations for upcoming project tasks and milestone dates related to all phases of construction (design, permitting and construction). The report will also provide projected cost information and define progress on both short- term and long-term project goals.

Our team will provide the City with the necessary tools to evaluate and monitor overall project performance. The City will play an advisory role as we implement these communication measures, allowing them to fine-tune these details to their specific preferences. As with any project, effective management is the key to the overall success. DMSI's Design-Build Team has a significant advantage over other teams because several of our Team members have worked together in several conventional and design-build projects. Our Team has established routine successful management approaches and controls. These controls allow us to plan the work efficiently and track expenditures accurately. This also allows us to recognize variances earlier in the project. Being proactive and identifying issues early on allows more time to strategize and prevent those issues from having a major impact. These controls in turn allow our team to provide the City of Ft. Lauderdale with accurate, real-time project data at a level catered to your needs.

TEAM SUBCONSULTANTS



A&P Consulting Transportation Engineers Corporation (A&P) was incorporated in the State of Florida in January 1995; it began as a three-employee company providing general civil engineering services to South Florida Municipalities and to the Florida Department of Transportation (FDOT). Since then, we have grown extensively and now employ engineers from most of the disciplines that pertain to pump station improvements, rehabilitation, and upgrade projects. A&P is a multi-disciplinary, consulting engineering firm based in Miami-Dade County specializing in Water and Sewer, Pump Stations, Drainage Design, Roadway Design, Structural Design, Transportation Planning, Traffic Engineering, Lighting/Electrical, ITS, Construction Management, and Construction Engineering and Inspection Services.



Currently we have on-going contracts with City of Fort Lauderdale, Miami-Dade Water and Sewer Department, City of Miami, City of Coral Gables, Village of Biscayne Park, City of Hialeah, City of Miami Beach, City of Doral, Town of Medley, FDOT District IV, District VI, the Turnpike Enterprise, Miami-Dade Expressway Authority, and as sub-consultants to several other engineering firms. A&P is highly capable of providing services for the upgrade of complex pump station projects such as Booster Station 300 in the City of Opa Locka that conveys 33 MGD (22,900 gpm) of sewage to the North District Wastewater Treatment Plant.

The A&P Team was assembled with a number of goals in mind. We have brought together a team of leaders with proven pump station experience in South Florida, with an emphasis on past working relationships and teaming together in a collaborative environment. Most members of our Team have been fortunate to work together over the past 20 years in the successful execution of several pump station rehabilitation and upgrade projects. As a result, our key staff has gained first-hand knowledge of local conditions, City of Fort Lauderdale design standards, local permitting requirements, stakeholder and public outreach concerns, multi-agency coordination needs, general contracting practices, and construction methodologies specific to pump station projects. Our team's tenure on these projects has yielded an invaluable work relationship with local regulatory agencies - one based on trust, quality, and responsiveness, while delivering cost-effective solutions.

The A&P Team will be flexible in how we interface with the City. We believe our team's previous experience provides a thorough level of understanding as it relates to City expectations; however, we also understand the client's needs can change. A good example would be our regular and emergency communication. The A&P Team has a number of procedures related to communication that we plan on implementing in this project. A clear line of communication will be established from the initial meeting, defining points of contact for both normal operational interactions as well as emergency situations. Protocols for electronic and voice communications and document sharing will be defined. Team meeting attendance will be documented by the A&P Team and shared with the entire Project Team for review and comment. These meeting minutes will outline action items and the decisions or resolutions made at the meeting. Project scheduling progress reports will be generated and provided on a weekly basis. These reports highlight the work plan schedule for the review period, showing work activities completed and scheduled durations for upcoming project tasks and milestone dates related to all phases of the project (design, permitting, and construction). The report will also provide projected cost information and define progress on both short-term and long-term project goals.

Our team will provide the City with the necessary tools to evaluate and monitor overall project performance. The City will play an advisory role as we implement these communication measures, allowing them to fine-tune these details to their specific preferences. As with any project, effective management is the key to the overall success. The APCTE Team has a significant advantage over other teams because several of our Team members have worked together in a variety of projects. Our Team has established routine successful management approaches and controls. These controls allow us to plan the work efficiently and track expenditures accurately. This also allows us to recognize variances earlier in the project. Being proactive and identifying issues early on allows more time to strategize and prevent those issues from having a major impact. These controls in turn allow our team to provide the City of Ft. Lauderdale with accurate, real-time project data at a level catered to its needs.

A&P Team qualifications and vast experience in the design of pump station upgrades makes us the best candidate to provide the services required by the City of Fort Lauderdale in this contract. A&P has completed the design for the upgrade of more than 40 sanitary sewer and drainage pump stations in the last 15 years. A&P is very proud of having an expansive portfolio of pump station upgrades in South Florida. Our mission is to provide technical excellence in the design and construction of pump station projects. Throughout all of this, we always ensure that our client's and our community's needs are met. Our approach, and the reason for our success, includes innovative techniques, qualified professionals, and a driven workplace atmosphere.

A&P will be in charge of: Sanitary Pump Station; Onsite Utilities - Water and Sewer; Piping System; Hydraulic Transient Analysis; Structural Engineering; Low, Medium and High Voltage Electrical Power System; Motor Control Centers; Standby Generator System; Lightning Protection; Instrument & Controls, Supervisors Controls and Data Acquisition, and Telemetry; Construction Document Development; Permitting; Cost Estimating; Bid Evaluation; Shop Drawing Review; Request for Information and Review of Change Orders.



Media Relations Group, LLC

Media Relations Group, LLC (MRG) specializes in public and private sector involvement campaigns. The company serves as a spokesperson for clients and provides media relations services in both English and Spanish. MRG also offers marketing and graphic design services, organization of business interests, and grassroots door-to-door consensus building. For 21 years, MRG has established a proven record of developing and executing successful Public Involvement Programs (PIP) and Community Awareness Plans (CAP) for the Miami-Dade Water and Sewer Department (MD-WASD), Miami-Dade County Department of Transportation and Public Works Department (MD-DTPW), the Florida Department of Transportation (FDOT), specifically in District Six design projects, as well as Miami-Dade Expressway Authority (MDX) and numerous municipalities within Miami-Dade, Broward and Monroe Counties.

KEY DESIGN STAFF



Arnelio Alfonso, P.E. (A&P); Design Manager; email: aalfonso@apcte.com:

Mr. Alfonso, APCTE's Director of Water Resources, has over 35 years of experience in the design of Sanitary Sewer Collection Systems and Water Distribution Systems. He has led the APCTE design team in designing numerous M-D WASD water and sewer facilities; including: several water mains, gravity sewers and force mains. Mr. Alfonso has been involved in every aspect of the design of M-D WASD facilities and has an intimate knowledge of the entire process; including all facets of design, permitting, and construction. Among his most relevant projects are: Booster Station 0300, PS 0198 (triplex), PS 0484, PS 0103, PS 1002, PS 0860, PS 0742, PS 0743, PS 001, the Miami Intermodal Center (MIC) Water & Sewer Improvements for Rental Car Facility, and Water & Sewer Improvements for Perrine Cutler-Ridge (Basins A, B, and C). Mr. Alfonso will be one of the State of Florida Registered Professional Engineers who will

sign and seal the construction plans and specifications for this project.



Carlos M. Gil-Mera, P.E. , C.G.C. (A&P); QA/QC Design Engineer; email: cmgil@apcte.com
Mr. Gil-Mera brings over 33 years of experience in the design of highway and pipeline projects. He spent 13 years of his career working for the Florida Department of Transportation (FDOT) District VI internal design office on the production of roadway plans including minor design and major reconstruction projects. Mr. Gil-Mera has been involved also in the design and utility coordination of several mega projects in Miami-Dade County and several municipalities. He is highly recognized for the implementation of the QA/QC Process at APCTE. During the last two years of his career at FDOT, he worked as District VI Roadway Design Project Manager where he was head of an Internal Design Team working on a large number of utility relocation, milling and resurfacing and reconstruction projects.



Lazaro Ferrero, P.E. (A&P); Pump Station Design Lead; email: lferrero@apcte.com
Mr. Ferrero is a Senior Project Engineer in charge of sanitary lift station planning and design. Mr. Ferrero has over 35 years of engineering experience in sanitary pumping stations, drainage systems, hydraulic design, and computer programming for engineering. Mr. Ferrero has been responsible for the design of several sanitary lift stations in South Florida. Among his most relevant projects are: MIC Sanitary Lift Station 101; The Perrine – Cutler Ridge Water and Sewer Improvements, Nautilus Neighborhood Drainage Improvements (6 Pumps Stations). **Mr. Ferrero will be one of the State of Florida Registered Professional Engineers who will sign and seal the construction plans**

and specifications for this project.



Eduardo Martinez, P.E. (A&P); Lead Electrical Engineer; email: emartinez@apcte.com
Mr. Martinez, as Department Manager, has more than 40 years of experience in the Electrical Engineering field. His experience ranges in the Electrical/Lighting Design of Roadway, Lift Station Facilities, Commercial, Industrial, Health Care, Shopping Centers, Condominiums, etc. As part of his experience Mr. Martinez has worked as Designer of Record in projects such as: M-D WASD North District Wastewater Treatment Plant, M-D WASD South Dade Wastewater Treatment Plant, as well as Lift Station with emergency generator design for M-D WASD, Miami-Dade County Public Works and the City of Miami. Mr. Martinez has vast experience in the selection and testing of engine-

generators. This includes engine, main fuel and day tanks, fuel transfer system, mufflers, electric generators, automatic transfer switch operations, electrical load tests, and emergency shut down operations. **Mr. Martinez will be one of the State of Florida Registered Professional Engineers who will sign and seal the construction plans and specifications for this project.**



Alex Guon, P.E. (A&P); Senior Electrical / ITS Engineer; email: aguon@apcte.com
Mr. Guon has more than 29 years of experience in the Electrical Engineering field. He graduated with a bachelor's degree in electrical engineering in 1990 from the University of Havana and received his Florida Professional Electrical Engineering registration in 1998. His experience includes: Roadway Electrical/Lighting Design, ITS Design, Lift Station Facilities, Commercial, Industrial, Health Care, Shopping Centers, Condominiums, etc.



Ivonne Planas, P.E. (A&P); Lead Pipeline Designer; email: iplanas@apcte.com

Ms. Planas has been involved in the design and permitting of several water distribution system, reclaimed water mains, sewer gravity, and force main for multiple M-D WASH projects. She has been the Lead Designer of several pipeline projects installed via Horizontal Directional Drill (HDD), including the recently completed 42-in FM along N. Miami Avenue. She is currently the Project Manager of a Design-Build project for the installation of 13,000 LF of 48" water main in Miami-Dade. Some of Ivonne's construction assignments are detailed in her resume and include management of post-design services, shop drawing review, and response to Request for Information (RFI's).

Planas will be one of the State of Florida Registered Professional Engineers who will sign and seal the construction plans and specifications for this project.



Angela Baron-Ruiz, P.E. (A&P); Permitting / Compliance Manager; email: abaron@apcte.com

Ms. Baron-Ruiz has been involved in the design and permitting of several water distribution system, reclaimed water mains, sewer gravity, and force main for multiple M-D WASH projects. Ms. Baron has over 10 years of experience working as a Civil Engineer. Ms. Baron's experience also includes RRR and Roadway Reconstruction projects, as well as preparation of Technical Specifications, cross sections, and as-built plans. She is also experienced in the acquisition of permits, and permit close-outs from FDOT, Miami-Dade Public Works Department, Miami-Dade Water and Sewer Department, Miami-Dade DRER, Florida Department of Environmental Protection, Florida East Coast Railway, and other permitting agencies and Municipalities in Miami-Dade, Broward and Monroe Counties.

and other permitting agencies and Municipalities in Miami-Dade, Broward and Monroe Counties.



Julian Gomez, E.I. (A&P); Pump Station Design; email: jgomez@apcte.com

Mr. Gomez, Mechanical Project Engineer for APCTE's Water Resources Department, has over 4 years of experience in the design and modeling of pipeline and pump stations, from Sanitary Sewer Collection Systems to Water Distribution Systems. He has been involved in the design of major water and sewer systems for M-D WASH and several other municipalities, including international municipalities. These systems include large diameter water and force mains, gravity sewers, and pump stations. He has experience in the modeling and analysis of hydraulic transients and steady state conditions in pipeline and pump stations, as well as the capacity to produce 3D models and renderings of these systems.

He has also prepared Specifications and an Engineer's Opinion of Probable Cost for large and small diameter pipeline and pump station projects.



Osmany Alfonso, P.E. (A&P); Structural Engineer; email: oalfonso@apcte.com

Mr. Alfonso's 24 years of experience as structural engineer have included all phases of transportation bridge projects from initial concept development to post design services during construction. Mr. Alfonso's bridge design experience includes curved steel box girder bridges, curved and skewed steel plate girder bridges, Florida I-Beam (FIB) concrete bridges, cast-in-place flat slab bridges, pedestrian bridges, reinforced concrete flat slab bridges, post tensioned substructures, miscellaneous roadway structures including signal support systems, special sign structures, and retaining walls of various types. Mr. Alfonso has participated in the design of over 50 bridges and more than 100 mast arms and sign structures for the FDOT, Expressway Authorities, and various public agencies.



Adrian Alfonso, P.E. (A&P); Structural Engineer email: adalfonso@apcte.com

Mr. Alfonso has provided support on the design of bridges and miscellaneous structures during his APCTE tenure with the Structural Department. He is experienced with MicroStation, GEOPAK, STAAD, and Mathcad for miscellaneous structures design. He also has experience with the LEAP Bridge Enterprise software for bridge design. Mr. Alfonso provided support to the Bridge Maintenance Office in District 6 using PONTIS and GIS for bridge inspection reports.



Alicia Gonzalez (MRG); Public Involvement; email: agonzalez@mrgmiami.com

Mrs. Gonzalez is a Public Involvement professional specializing in public involvement programs for infrastructure projects. Served as a principal of MRG since its inception in 1999, successfully executing campaigns for the Miami-Dade County and the Florida Department of Transportation, specifically Miami-Dade Water & Sewer Department (MDWASD), Miami-Dade Expressway Authority (MDX), FDOT Districts 1, 4, 5, 6 and 7 and Florida's Turnpike Enterprise (FTE) at all project phases including PD&E, design, design-build and construction. She has extensive experience in media relations working with both Spanish and English media in South Florida for more than 29 years. As principal of MRG, able to serve as PI manager without interruption and for the duration of the contract and will consistently ensure contract compliance, manage budget, execute special projects and oversee all staff and work production.



Laila Haddad (MRG); Public Involvement; email: lhaddad@mrgmiami.com

Ms. Haddad will serve as a Senior Community Outreach Specialist on this contract lending her expertise on Express Lanes and Design Build major projects. She is a public relations professional with more than 37 years of diversified experience, who has worked in the planning, design and construction management of major Florida Department of Transportation (FDOT) projects over the past ten years with MRG. Her expertise is in the production and management of all phases of roadway projects. She has served and continues to serve as lead Senior Community Outreach Specialist (COS) on numerous related projects, overseeing all the public involvement activities required for those contracts. Her extensive involvement in the creation and development of Community Awareness Plans (CAPS), public involvement activities, consensus building, strategic alliances, plain language educational platforms and media outreach has afforded her the opportunity to have successful working relationships with cultural and economically diverse communities specifically within Miami-Dade, Broward, Palm Beach, Indian River, Martin Counties and throughout District Four.



**LAZARO
FERRERO, P.E.**
PUMP STATION DESIGN LEAD

APCTE Tenure: 18 yrs
Industry Experience: 37 yrs
Education:
Bachelor of Science - Civil Engineering,
1985. Polytechnic University of Havana,
Cuba

Registration:
2001, Florida Professional Engineer No.
58025

Experience:
Senior Project Engineer March 2004-
Present APCTE
Senior Project Engineer, in charge of
water and sewer system design.
Project Engineer
Nov. 2000- March 2004 HNTB
Corporation Project Engineer for the
Miami office

Project Engineer
Jul 2000 – Nov. 2000
EAC Consulting Engineer Drainage
Engineer for the Miami office, in charge of
Drainage design.
EAC Consulting Engineer

As Senior Project Engineer, he is in charge of drainage master planning and design. Mr. Ferrero has over 37 years of engineering experience in pumping stations, reclaimed water mains, drainage systems, hydraulic design, and computer programming for engineering. Mr. Ferrero has been responsible for the design of several storm water management systems in Miami-Dade and Broward Counties. Among his most relevant projects are: MIC Drainage master Plan; NPDES Program (Outfall Assessment), I-395 Drainage Master Plan, SR-826/SR-836 Drainage Master Plan and the Nautilus Neighborhood Drainage Improvements. Mr. Ferrero is currently a member of the Florida Engineering Society (FES).

KEY PROJECTS

(MIAMI INTERMODAL CENTER (MIC) PUMP STATION AND WATER AND SEWER IMPROVEMENTS) MIAMI, FLORIDA

Pump Station Design Lead for this project. This project provided upgrades to meet the needs of the MIC area and the new rental car facility (RCF). The sanitary sewer scope of work for the project included the design of the relocation/upgrade of the regional lift station (PS #101), 1,580 LF of 12" DIP gravity sewer system, and 1,400 LF of 12" force main. The water main scope of work consisted of 2500 LF of 24" DI WM along NW 21st St. and along NW 38th Ct. Additionally, 2100 LF of 16" WM was installed along SR 953 / Le Jeune from NW 25th St. to NW 30th St. The project included a crossing of the CSX Railroad right-of-way with a 30" casing (Micro tunneling). Coordination was a crucial component of the project; requiring extensive permitting and utility relocation efforts.
Begin-End Date: 2010 to 2012.

NAUTILUS NEIGHBORHOOD DRAINAGE MASTER PLAN, CITY OF MIAMI BEACH, FLORIDA

Pump Station Design Lead for this project. The Nautilus Neighborhood project included all of the area from Arthur Godfrey Road on the South, Biscayne Waterway on the East, Biscayne Bay on the West, and Surprise waterway on the north. The total area of the project was 112 acres. The proposed improvements included six stormwater pump stations with 37 injection wells, new catch basins and

manholes new collection system with increase of the pipe diameters and nine gravity wells. The improvements to the stormwater system are limited to the three priority drainage basins (92, 97 & 99) identified in the City of Miami Beach Stormwater Management Master Plan.
Begin-End Date: 2008.

STORMWATER PUMP STATION CONVENTION CENTER, CITY OF MIAMI BEACH, FLORIDA

Pump Station Design Lead for this project. This pump has the capacity to move 80,000 gallons per minute (gpm). It's one of the biggest stations, and one of 80 stormwater pump stations the City will construct within the next 8-10 years in order to combat the tidal events and sea level rise. This design was intended to serve as the prototype for the other pump stations that the City plans to construct in the future. In the initial phase of the pump station, trash racks capture solids that are 1" or larger before the flow reaches the Collins Canal. The remaining flow is split into trains, with a capacity of 40,000 gpm, and is directed to a water treatment structure and then a wetwell equipped with 2 20,000 gpm axial pumps. The pump station has been designed with overflow structures for redundancy and to prevent intrusions from tidal events. This project also saw the construction of a higher seawall, with a minimum top elevation of 5.70' NAVD, to ensure our design's resiliency against future conditions.
Begin-End Date: 2017 to 2018.



UPGRADE OF SEWAGE PUMP STATION 001 CITY OF MIAMI BEACH, FLORIDA

Pump Station Design Lead for this project. This project consisted of the upgrade of the existing Pump Station 001 in part due to excessive infiltration and inflow. An in-depth analysis was conducted and a report along with calculations and design plans prepared to demonstrate the upgrade of the pump station which included four pumps with a peak flow of 8600 gpm at 65 feet TDH. The pump station upgrade included wet well refurbishments, new flow meters, sluice gates, an innovative odor control system, and various upgrades to the gravity sewer system and force main discharge
Begin-End Date: 2016 to 2018.

42" RECLAIMED WATER MAIN (PHASE I & II).

Engineering services included a Basis of Design Report, professional design, and post design services for a 42-inch Reclaimed Water Transmission Pipeline from SDWWTP to a recharge facility located in the vicinity of Metro Zoo. Length of pipe was approximately 38,000 LF. Discharge system at the Metro Zoo is not included in this task. Responsibilities included development of MOT plans.

Client Name: M-D WASD | Project Reference: Eduardo Luis 786-268-5374 | Project Role: Project Manager.

WATER AND SEWER IMPROVEMENTS FOR PERRINE-CUTLER RIDGE - MIAMI, FLORIDA

The scope of work consisted of an upgrade to the existing water and sewer system in the area to better meet the aggregate demand of several large-scale future developments. The project was divided into three Basins and it served an area of approximately 181 acres. Overall, the project included approximately 20,000 LF of water main, 23,000 LF of sanitary sewer, 8,000 LF of force main, and 3 sanitary lift stations. MDWASD completed the project in a cost and time effective manner; overhauling the water and sewer system in the area, and providing public water and sewer services to many properties. The new Pump Station PS# 1142 was nominated as "Project of the Year" by the CAACE in 2013.

Client Name: M-D WASD | Project Reference: Eduardo M. Luis 786-268-5374 | Project Role: Project Engineer

GOLDEN GLADES MULTIMODAL TRANSPORTATION FACILITY

This project consisted of the design of the water, sewer, and drainage for the Park-and-Ride as part of the development of the Golden Glades Multimodal Transportation Facility in Northern Miami-Dade County. This design included approximately

6,500 LF of WM along with other appurtenant items for the water distribution system including fire hydrants and backflow preventers, 2,600 LF of 8" D.I. Force Main, 1,000 LF of 8" gravity sewer with 5 manholes, and a private lift station.

Client: M-D WASD / LEAD Engineering | Project Role: Project Engineer.

MIAMI INTERMODAL CENTER WATER AND SEWER IMPROVEMENTS, MIAMI-DADE COUNTY, FLORIDA

This project provided upgrades to meet the needs of the MIC area and the new rental car facility (RCF). The sanitary sewer scope of work for the project included the design of the relocation/upgrade of the regional lift station (PS #101), 1,580 LF of 12" DIP gravity sewer system, and 1,400 LF of 12" force main. The water main scope of work consisted of 2500 LF of 24" DI WM along NW 21st St. and along NW 38th Ct. Additionally, 2100 LF of 16" WM was installed along SR 953 / Le Jeune from NW 25th St. to NW 30th St. The project included a crossing of the CSX Railroad right-of-way with a 30" casing (Microtunneling). Coordination was a crucial component of the project; requiring extensive permitting and utility relocation efforts.

Client Name: FDOT / MD WASD | Project Reference: Carl Filer, P.E. 305-470-5137 | Project Role: Project Engineer

NAUTILUS NEIGHBORHOOD DRAINAGE MASTER PLAN, CITY OF MIAMI BEACH, FLORIDA

The Nautilus Neighborhood project included all of the area from Arthur Godfrey Road on the South, Biscayne Waterway on the East, Biscayne Bay on the West, and Surprise waterway on the north. The total area of the project was 112 acres. The proposed improvements included six stormwater pump stations with 37 injection wells, new catch basins and manholes new collection system with increase of the pipe diameters and nine gravity wells. The improvements to the stormwater system are limited to the three priority drainage basins (92, 97 & 99) identified in the City of Miami Beach Stormwater Management Master Plan.

Client Name: City of Miami Beach, Florida | Project Role: Senior Drainage Engineer.



EDUARDO MARTINEZ, P.E.

LEAD ELECTRICAL ENGINEER



1/2

APCTE Tenure: 15 yrs
Industry Experience: 41 yrs
Education: Bachelor of Electrical Engineering, 1979 Polytechnic University of Havana, Havana, Cuba

Registration: 1997, Florida Professional Engineer No. 52023

Experience: 2005 - Present Senior Project Manager March A&P Consulting Transportation Engineers, Corp. Miami, Florida.

July 2000 - March 2005 Project Manager/Engineer HNTB Corp

Mr. Martinez, as Department Manager, has more than 41 years of experience in the Electrical Engineering field. His experience ranges in the Electrical/Lighting Design of Roadway, Lift Station Facilities, Waste Water Treatment Plants, Co-Generation Facilities, Commercial, Industrial, Health Care, Shopping Centers, Condominiums, etc. As part of his experience Mr. Martinez has worked as Designer of Record in projects such as: Total New lighting for the SR-826/SR-836 Interchange, MD SWASD North District Waste Water Treatment Plant, M-D WASD South Dade Waste Water Treatment Plant, as well as Lift Station with emergency generator design for Miami-Dade County and the City of Miami.

KEY PROJECTS

MD WASD E13-WASD-04 CONSENT DECREE-PMCM PS 414, MIAMI, FLORIDA

Lead Electrical Engineer for this project. Upgrade of the electrical distribution power system with 800 A, 480 V, three phase Distribution Power Panel, three VFDs with Soft Starter bypass for three 200HP motor pumps, a 800A, 480 V, three pole, three phase Automatic Transfer Switch and the existing 750KVA stand-by Generator will be refurbished. A new Electrical Room is being designed to provide required room to accommodate the new equipment in compliance with the required clearances as per NEC

Beg. Date-End Date: 04/2017

ENGINEER OF RECORD. PUMP STATION 416, M-D WASD, MIAMI, FL.

Upgrade of the electrical distribution power system with 800 A, 480 V, three phase Distribution Power Panel, three VFDs with Soft Starter by pass for three 125HP motor pumps, space in the Electrical Room will be provided to accommodate a future fourth VFD with the same size, required capacity in the electrical service is considered as well, a 800A, 480 V, three pole, three phase Automatic Transfer Switch and a new 750KVA stand-by Generator will be provided outside of the building.

ENGINEER OF RECORD. PUMP STATION 417, M-D WASD, MIAMI, FL.

The scope of work consists of the upgrade of the electrical distribution power system with 800 A, 480 V, three phase Distribution Power Panel, three VFDs with Soft Starter by pass for three 125HP motor pumps, a 800A, 480 V, three pole, three phase Automatic Transfer Switch and the existing 500KVA

stand-by Generator will be refurbished . A new Electrical Room is being designed to provide required room to accommodate the new equipment in compliance with the required clearances as per NEC. The electrical upgrade includes all communications between field instruments and local control panels with the new Remote Terminal Unit (RTU). New HVAC would be required in the new electrical room which will also house RTU and new process controls for the building. These changes are the most significant to replace and upgrade the entire building electrical distribution system and process control system.

SOUTH DADE WASTEWATER TREATMENT PLANT (SDWWTP), MIAMI, FLORIDA

Lead Electrical Engineer for this project. The Miami-Dade South District Wastewater Treatment Plant (SDWWTP) is undergoing improvements. This project includes detailed electrical design services to assist the Department with Consent Order compliance for a new 285 MGD HLD facility. APCT is responsible for the following upgrades: Onsite Sodium Hypochlorite Generation Facility (OSHG), new filter system and transfer pump station. APCT also provided technical information for the permitting process relevant to the electrical discipline of the OSHG Facility and new filter system and transfer pump station.

Beg. Date-End Date: 04/2017

SR 809 / MILITARY TRAIL FROM SHILOH DRIVE TO SR 710 / BEE LINE HWY, PALM BEACH COUNTY, FL.

Responsible for the development of Contract Plans and Specifications for the Safety improvements project to install a new lighting system within the limits of the project. During the design phase, constant coordination with the City of Riviera



Beach and West Palm Beach was done to obtain Memorandum Maintenance of Agreements (MMOA). Project also required extensive utility coordination and, in many cases, special foundations (spread footers) were designed to resolve utility conflicts.

Client Name: FDOT District 4 | Project Reference: May Cheng, P.E. (954) 777-4408 | Project Role: Senior Project Engineer | Beg. Date-End Date: 04/2014-01/2016.

N.W. 87TH AVENUE INTERCHANGE RECONSTRUCTION, MIAMI-DADE COUNTY, FL.

As part of the larger reconstruction effort involved in this project, A&P Engineers provided lighting and ITS design services to the client. The project limits extended from N.W. 92nd Avenue to N.W. 82nd Avenue. Within the project, as well as on all new ramps, A&P designed an entirely new lighting system. The new system was comprised of 21 high mast lights, 71 lighting poles, 20 under bridge deck luminaires, and 2 service points. As part of our responsibilities for the new lighting system, we also provided lighting calculations, voltage drop calculations, illumination reports, a quality control plan, and shop drawing review/approval. A&P Engineers also provided ITS, gantry design, and technical support. Our design called for the installation of nearly 7200' of 144 strand fiber optic cable and 4400' of 12 strand fiber optic cable along with over 134 splices and 8 CCTV cameras. This design provides communication with the existing Florida Department of Transportation Fiber Optic Backbone.

Client Name: MDX | Project Reference: Gil Portella, P.E. (305) 551-2800 | Project Role: Electrical/Lighting Engineer of Record | Beg. Date-End Date: 10/2011- Under Construction/ Post Design.

SR-826 / SR-836 INTERCHANGE ELECTRICAL DESIGN, MIAMI-DADE COUNTY, FL.

The project consisted of several levels of ramps providing proper connections between both expressways. This required a new lighting system for SR-826, from S.W. 4th Street to N.W. 22nd Street, and for SR-836, from N.W. 87th Avenue to N.W. 57th Avenue. Due to the construction of new on and off ramps, additional lighting was installed on impacted side streets including, but not limited to, Flagler Street and 87th Avenue. The new lighting system consisted of a combination of High Mast Lighting and Conventional lighting poles with mounting heights between fifteen and forty-five feet along both highways and more than one hundred under bridge deck luminaires. The entire lighting system required twelve service points with an average of 200 amps each, and it was designed to comply with

FDOT and MDX lighting design criteria. Special conditions and considerations were given to design the section of SR-826 in the vicinity of Miami International Airport to comply with Federal Aviation Authority regulations.

Client Name: FDOT District 6 | Project Reference: Judy Solaun-Gonzalez, P.E. (305) 470-5343 | Project Role: Electrical/Lighting Engineer of Record | Beg. Date-End Date: 10/ 2009 – 03 /2016.

LIGHTING RETROFIT ON OVER SEVENTY-NINE (79) INTERSECTIONS FOR THE DEPARTMENT.

As part of these projects A&P performs the following task: Obtain existing lighting/signalization and existing utilities as-built plans; Perform field investigations of the existing circuitry and lighting infrastructure. Lighting levels (nighttime lighting measurements) will be performed using a calibrated light meter to determine the existing levels of illumination where needed; Select the FDOT APL or FP&L Premium Package LED roadway fixture with a maximum color temperature of 4000K, selecting the appropriate lighting distribution/curve; Maximize the utilization of FP&L infrastructure; Perform photometric calculations using AGI-32; Perform subsurface utility exploration (SUE) and coordinate with FDOT geotechnical activities for light pole foundation design; Evaluate conflicts between new light poles and underground/overhead utilities, trees, overhangs, and other overhead structures; Perform multi-agency coordination throughout the different jurisdictions; Evaluate and perform structural analysis for light pole foundations, mast arms and strain poles; Design restoration of impacted sidewalks; Perform electrical design calculations (load analysis, voltage drop, etc.); Perform internal and FDOT Construction Office constructability reviews; Deliver project plans and design documentations through digital delivery; and Perform post- design services, including shop drawing reviews, RFI responses.

FDOT D6

- SR-5 / US-1 / Biscayne Boulevard from S.E. 3rd Avenue to S.E. 2nd Street. Lighting Retrofit at two (2) existing signalized intersections.
- SR-90 / S.W. 8th Street from West of S.W. 90th Avenue to East of S.W. 86th Court. Lighting Retrofit at one (1) existing signalized intersection and one (1) new signalized intersection.



ALEX GUON, P.E.

ELECTRICAL ENGINEER



1/2

APCTE Tenure: 14 yrs
Industry Experience: 29 yrs
Education: University of Havana, Higher Polytechnic, Institute, School of Engineering and Architecture Cuba, 1990
Licensed Electrical Engineer,

ISPJAE, University of Havana, Cuba (1990).

Registration:
1998, Registered Professional Electrical Engineer - Florida No. 53247

Experience:
Mar. 2005 - Present
Project Manager
APCTE, Doral, Florida

Jun. 2003 - Mar. 2005,
System Engineer / Product Qualification Engineer

Silver Bullet Technologies.
Apr. 1999 - Jun. 2003,
System Engineer
Equitarc Corporation.

Apr. 1999 - Aug. 1999,
Electronic Engineer
City of Miami

Mr. Guon has more than 29 years of experience in the Electrical Engineering field. He graduated with a Bachelor Degree in Electrical Engineering in 199 from the University of Havana and received his Florida Professional Electrical Engineering registration in 1998. His experience includes: Roadway Electrical/Lighting Design, ITS Design, Lift Station Facilities, Commercial, Industrial, Health Care, Shopping Centers, Condominiums, etc.

KEY PROJECTS

NORTH DISTRICT WASTE WATER TREATMENT PLANT, DISINFECTION SYSTEM (CHLORINE BLDG)

The scope of work consists of the upgrade of the electrical distribution power system in the Chlorination Building replacing existing 1600 A, 480 V, three phase Switchgears and two 1200 A, 480 V, three phase Motor Control Centers by new ones ARC flash type. As part of this design, Variable Frequency Drive's (VFD's) should be provided for two motors of 350 HP. A new electrical room, doubling the size of the existing, will be provided for the installation of new Arc Flash Switchgears and MCC's which are bigger than regular types. Implementing this solution, we are avoiding undesirable process interruptions and complying with the required clearances as per NEC. As part of this design new 2000A, 480V Three Phase feeders will be provided from the existing Main Plant Electrical Room to this building. The electrical upgrade includes all communications between field instruments and local control panels with the new Remote Terminal Unit (RTU). As well as upgrade of the existing Fire Alarm System will be provided. New HVAC would be required in the new electrical room which will also house the Bristol Babcock RTU and new process controls for the building. The existing control panel functionality would be integrated into the Plant SCADA system using the existing panels as a terminal box. The control functionality would be staged transfer, train by train, to integrate the field inputs and outputs into the Plant SCADA system. These changes are the most significant to replace and upgrade the entire building electrical distribution system and process control system. All proposed equipment replacement shall be done without interruption of the existing operation systems. Client Name:

M-DWASD | Project Reference: Roberto Ortiz, B&C Project Manager 305 704-4428 | Project Role: Engineer of Record

N.W. 87TH AVENUE INTERCHANGE RECONSTRUCTION, MIAMI-DADE COUNTY, FLORIDA

As part of the larger reconstruction effort involved in this project, A&P Engineers provided lighting and ITS design services to the client. The project limits extended from N.W. 92nd Avenue to N.W. 82nd Avenue. Within the project, as well as on all new ramps, A&P designed an entirely new lighting system. The new system was comprised of 21 high mast lights, 71 lighting poles, 20 under bridge deck luminaires, and 2 service points. As part of our responsibilities for the new lighting system, we also provided lighting calculations, voltage drop calculations, illumination reports, a quality control plan, and shop drawing review/approval. A&P Engineers also provided ITS, gantry design, and technical support. Our design called for the installation of nearly 7200' of 144 strand fiber optic cable and 4400' of 12 strand fiber optic cable along with over 134 splices and 8 CCTV cameras. This design provides communication with the existing Florida Department of Transportation Fiber Optic Backbone. Client Name: Miami-Dade Expressway Authority | Project Reference: Gil Portela, P.E. (305) 551-8100 | Project Role: ITS Senior Project Engineer | Beg. Date-End Date: 10/11-07/20

SR 25/OKEECHOBEE ROAD FROM EAST OF N.E. 107TH AVENUE TO EAST OF N.W. 116TH WAY, RECONSTRUCTION, MIAMI-DADE, FLORIDA

This is a reconstruction project of SR 25/Okeechobee Road



using rigid pavement. The scope of this project includes grade separation over NW 116 Way, reconstruction of NW 116 Way from SR 5 to entrance of Hialeah Gardens, realignment and widening of Frontage Road, reconstruction of NW S. River Dr., improvement of pedestrian and bicycles facilities, designing nine new intersections and evaluation of existing ones, and ITS development as per master plan including ADMS, CCTV, MVDS, and TTS. Client Name: FDOT District 6 | Project Reference: Elsa Riverol (305) 470-5105 | Project Role: ITS Senior Project Engineer

**SR-826 / SR-836 INTERCHANGE ELECTRICAL DESIGN,
MIAMI-DADE COUNTY, FLORIDA**

The project consisted of several levels of ramps providing proper connections between both expressways. This required a new lighting system for SR-826, from S.W. 4th Street to N.W. 22nd Street, and for SR-836, from N.W. 87th Avenue to N.W. 57th Avenue. Due to the construction of new on and off ramps, additional lighting was installed on impacted side streets including, but not limited to, Flagler Street and 87th Avenue. The new lighting system consisted of a combination of high mast lighting and conventional lighting poles with mounting heights between 15 and 45 feet along both highways and more than 100 under bridge deck luminaries. The entire lighting system required 12 service points with an average of 200 amps each; and it was designed to comply with FDOT and MDX lighting design criteria. Special conditions and considerations were given to design the section of SR-826 in the vicinity of Miami International Airport to comply with Federal Aviation Authority regulations. Project Location: Miami-Dade County. Client Name: FDOT District 6 | Project Reference: Judy Solaun-Gonzalez, P.E. (305) 470-5343 | Project Role: Lighting Project Engineer | Beg.-End Date: 10/09 – 03/16

**SR-A1A / SOUTH OCEAN DRIVE FROM MIAMI-DADE/
BROWARD COUNTY LINE TO SEACREST PARKWAY**

This was a milling and resurfacing project including the installation of video detections at signalized intersections, installation of pedestrian signal countdown, signal upgrades from concrete poles to mast arms, signing and pavement markings, ADA improvements which consisted of replacing damaged sidewalk and replacing noncompliant curb ramps where needed, and implementation of bicycle lanes, where possible. In addition, the City of Hallandale Beach, Public Works Department entered into a Joint Participation Agreement (JPA) with the Department to install decorative pedestrian lighting and sidewalk. Client Name: FDOT District 4 | Project Reference: Fausto Gomez P.E. (954) 777-4466 | Project Role: Senior Project Engineer | Beg.-End Date: 01/12-10/14

**ITS MODIFICATION AT US-1 NORTH OF S.W. 17 AVENUE,
MIAMI-DADE COUNTY, FLORIDA**

This project consists of a widening of the US-1 at its intersection with the SW 17th Ave. As consequence of this widening the existing DMS structure is impacted. The APCTE's involvement is the design of a new ITS dynamic message sign and its communication via fiber optic with corresponding existing infrastructure (FDOT fiber optic backbone) to advise approaching motorists of roadway conditions. Client Name: FDOT District 6 | Project Role: Lighting Project Engineer

**SR 809 / MILITARY TRAIL FROM SHILOH DRIVE TO SR
710 / BEE LINE HWY, PALM BEACH COUNTY, FLORIDA**

Responsible for the development of Contract Plans and Specifications for the Safety improvements project to install a new lighting system within the limits of the project. During the design phase, constant coordination with the City of Riviera Beach and West Palm Beach was done to obtain Memorandum Maintenance of Agreements (MMOA). Project also required extensive utility coordination and in many cases special foundations (spread footers) were designed to resolve utility conflicts. Client Name: FDOT District 4 | Project Reference: May Cheng, P.E. (954) 777-4408 | Project Role: Senior Project Engineer | Beg.-End Date: 04/14-01/16

**DESIGN-BUILD OF I-95 MANAGED LANES FROM SR-112
TO IVES DAIRY ROAD, MIAMI, FLORIDA**

Mr. Guon was the Electrical Engineer of Record for this project. He prepared Construction Documents (plans and specifications) for this widening project. For that objective Mr. Martinez had to provide power for the lighted signs and DMS signs along the corridor. In enhancing the corridors mobility options for motorists and transit users, FDOT planned a Pilot Project to provide Managed Lanes on I-95, from I-395 in Miami-Dade County, to I-595 in Broward County. This involves the conversion of the existing High Occupancy Vehicle Lanes (HOV) to limited access managed lanes called the '95 Express'. At a cost of \$122 Million, the project includes the portion of I-95 between SR 112 (also known I-195 and the Airport Expressway) and the Golden Glades Interchange. The project includes re-striping I-95 and modifying shoulders to provide two 11-foot Express Lanes and four 11-foot regular travel lanes in each direction, installing electronic Open Road Tolling (ORT) equipment similar to that already in use along SR 836 and the Florida Turnpike; implementing ITS-related equipment including electronic message signs and ramp signals. Client Name: FDOT District 6 | Project Reference: Walfrido Pevida, P.E. Project Manager (305) 445-2900.



IVONNE PLANAS, P.E.

LEAD PIPELINE DESIGNER

APCTE Tenure: 5yrs
Industry Experience: 24yrs
Education: Bachelor in Science -, Civil Engineering, University of Havana, July 1996. Completed studies of the Specialty in Hydraulics, GPA of 4.15/5.

Registration:
 2008, Florida Professional Engineer No. 67358

Professional Certifications:
 Florida Stormwater Erosion & Sedimentation Control Inspector Training Program
 FDOT's Maintenance of Traffic Training Program

Experience:
 2015-Present
 Project Manager
 APCTE, Doral, Florida

2012-2015
 Production Manager / Engineer IV
 Lockwood, Andrews and Newman, Inc.

2006
 Summer Internship
 C3TS, Miami, Florida

2011
 Project Engineer

HBC Engineering, Inc.

2006-2011
 Project Manager / Utility Coordinator
 BCC Engineering, Miami, FL.

Ms. Planas has over 24 years of experience in the design of water main, sewer gravity and force main, as well as paving and drainage systems for residential and commercial projects in South Florida. Ms. Planas is experienced in the design of different types of pipeline systems, including water and force mains, gravity sewers, pump stations and stormwater systems using the applicable M-D WASH Standards, FDOT, Miami-Dade County, Broward County, and other Municipal Standards. Ms. Planas has been the lead Design Engineer for various projects including hotels in the Caribbean such as Santa Lucia Hotel and Resort Pansea, and Parque Central Hotel. Highly proficient in MicroStation, AutoCAD, Microsoft Office Suite, and Internet Navigational skills.

KEY PROJECTS

SW 268/264 STREET CONNECTORS MIAMI-DADE, FL MAR. 2009 - JUNE 2011

Project included widening from an existing four-lane road to a five-lane section, water quality and water quantity calculations, and signing and pavement markings. Primary Role: Project Engineer assisting the development of the roadway and drainage design plans for the project.

Client Name: Miami-Dade Public Works Department | Project Reference: Jacqueline Alcina, (305) 375-2754 | Project Role: Project Engineer | Beg. Date-End Date: 3/2009-6/2011.

NORMANDY DRIVE PHASE II- MARSEILLE DRIVE DRAINAGE IMPROVEMENTS, CITY OF MIAMI BEACH, FL

The scope of services requires Drainage Improvements, Lighting Improvements, Crosswalk and Sidewalk Paver Improvements, as well as a Paver Walk Extension. The project limits for drainage improvements consists of a section of Marseille Drive, from just east of the intersection with Trouville Esplanade to east of Rue Notre Dame, for a distance of approximately 1,800 linear feet. Proposed improvements will include pump stations, a stormwater conveyance system, drainage inlets and/or manhole structures, or other drainage structures as may be required. Sidewalk improvements

include installation of pavers at three intersecting streets with Marseilles Drive. Lighting improvements include either replacement of existing cobra heads light bulbs from 200 watts to 400 watts or include decorative pedestrian Acorn light fixtures; upgrades to meet current City standards. Ms. Planas is coordinating the design plans and technical specifications, permitting, and construction inspection assistance. She is responsible as well for the project management and coordination with sub-consultants.

Client: City of Miami Beach, FL | Project Role: Project Manager | Project Length: 1, 800 LF | Beg. Date-End Date: 3/2013 - 1/2015.

10" FORCE MAIN ALONG N.W. 7TH AVENUE BETWEEN N.W. 11TH STREET AND N.W. 14TH STREET AND ALONG N.W. 14TH STREET BETWEEN 7TH AVENUE AND PUMP STATION NO. 7

Engineering services included Surveying, geotechnical, and design limited construction management for approximately 1900 L.F. of 10" Force Main. responsible for the plans preparation and design of the 10" force main. Responsibilities also included continuous coordination with the client/owner, sub-consultants and permitting agencies from the onset of a project through its completion.



Client Name: M-D WASD | Project Reference: Reynaldo Abreu
786-268-5252 | Project Role: Project Manager.

DESIGN OF 36" WATER MAIN ALONG 87TH AVE. FROM N.W. SOUTH RIVER DR TO N.W. 122 ST

This project included the installation of a 36" Transmission Water Main (WM) along NW 87th Avenue from NW South River Drive to NE 122nd Street. This project is a prime example of our team's experience with and the use of trenchless technologies as well as 3D modeling to accurately determine pipe profile and angles for elbow rotations. The proposed 36" Transmission Water Main will service a section of the Town of Medley, City of Hialeah Gardens and City of Hialeah. The Scope of Work for this project consisted of the design of over 7,300 LF of 36" Ductile Iron Transmission WM and included two canal crossings: Subaqueous Canal Crossing of the C-6 (Miami River) Canal, designed to be installed by the use of trenchless technology (Micro-tunneling), using a 54" Casing Pipe. This crossing also covered the area of Okeechobee Road. Subaqueous canal crossing of the C-7 Canal, designed to be performed by Open-Cut installation. The project included the design of special maintenance of traffic (MOT) for the installation of the proposed 36" Transmission Water Main along this important corridor. Permits were obtained from DRER, DOH, FDOT, Town of Medley, City Hialeah Gardens and City of Hialeah.

Client Name: FDOT / MD WASD | Project Reference: Carlos E. Benavides, (305) 740-4481 | Project Role: Project Engineer.

36-INCH WATER MAIN ALONG NW/NE 135 TH STREET AVENUE FROM NW 7TH AVENUE TO NE 16TH AVENUE. MIAMI DADE COUNTY, FLORIDA

The project consists of the installation of approximately 14,900 LF of a proposed 36-inch Ductile Iron (D.I.) Water Main (WM) along NW/NE 135th Street from NW 7th AVE to NE 16th AVE. The project also includes the installation of 1,285 linear feet of 36-inch HDPE WM via Horizontal Directional Drill (H.D.D.) crossing the Biscayne Canal.

Client: M-D WASD | Project Role: Project Manager.

DESIGN OF 8-INCH DI FORCE MAIN ALONG STERLING DRIVE, FROM PS 1059 TO SW 97 CT.

The project consisted of the design of approximately 2,470 LF of 8-in sanitary sewer force main to replace an existing 6-in asbestos cement pipe located on Sterling Dr. from Pump Station 1059 to SW 97 Ct. A&P Engineers developed the

design plans and specifications for this project.

Client Name: MD WASD | Project Reference: Brian Trujillo, (786) 552-4406 | Project Role: Project Manager.

PROPOSED 8" SANITARY SEWER ALONG NW 37TH AVENUE – PHASE I AND PHASE II

The scope of work of this project included the design of a total of approximately 26,860 LF of 8" – 18" PVC Gravity Sewer, complete with a total of 100 manholes, and all necessary clean-outs and connections for a complete sanitary sewer system. A detailed maintenance of traffic plan for construction was also developed, in conjunction with specifications for the completion of the sewer collection system.

Client Name: M-D WASD | Project Reference: Eduardo M. Luis (786) 552-8837 | Project Role: Project Manager

PROPOSED 16" D.I. WATER MAIN ALONG NW 37TH AVENUE

This project consisted of the design of approximately 14,815 LF of 8"-16" ductile iron water main along with the replacement and installation of new water meters, fire hydrants, backflow preventers, and all necessary appurtenances for connection to the existing system on NW 37th Avenue. Specifications were developed along with detailed MOT plans for the completion of the water distribution system.

Client Name: MD WASD | Project Reference: Eduardo M. Luis, (786) 552-8837 | Project Role: Project Manager

REPLACEMENT/REHABILITATION OF TURNBERRY ISLAND WATER DISTRIBUTION SYSTEM

This project included the study and design of the replacement of an aging and corroded water distribution system on Turnberry Island that included approximately 6,675 LF of WM with diameters ranging from 4" to 16". A&P Engineers created a Basis of Design Report that highlighted the existing conditions of the system determined after several field visits and a study of all possible solutions from complete open-cut replacement to rehabilitation of the pipeline using Compression Fit Lining to ensure minimal disturbance to above ground activities. Due to corrosive soils, A&P Engineers determined that it would be beneficial to consider different pipeline materials such as PVC and HDPE, and then completed the design of the entire water distribution system on the island, including the replacement of all existing water meters, fire hydrants, and backflow preventers.

Client Name: MD WASD | Project Reference: Eduardo M. Luis, (786) 552-8837 | Project Role: Project Manager



ANGELA BARON-RUIZ, P.E.

PERMITTING / COMPLIANCE MANAGER



1/2

APCTE Tenure: 10 yrs
Industry Experience: 14 yrs
Education: Bachelors of Science in Civil Engineering, Fall 2008 Florida International University, Miami, FL.

Registration:
2014, FL Professional Engineer No.76984

Experience:
2012 - Present Project

Engineer
APCTE, Doral, FL
Associate Engineer Chen, Moore and Associates, Civil & Environmental Engineers, Fort Lauderdale, FL

Honors/Associations:
FIU Dean's List Chi Epsilon
Tau Beta Pi American Society of Civil Engineers (ASCE).

Ms. Baron has over 14 years of experience working as a Civil Engineer. Ms. Baron is experienced in the design of Water Mains, Gravity Sewers, Force Mains, Pump Stations and Stormwater Systems using the applicable M-D WASD Standards, FDOT, Miami-Dade County, Broward County and other Municipal Standards. Ms. Baron's experience also includes RRR and Roadway Reconstruction projects, as well as preparation of Technical Specifications, cross sections, and as-built plans. She is also experienced in the acquisition of permits, and permit close-outs from FDOT, Miami-Dade Public Works Department, Miami-Dade Water and Sewer Department, Miami-Dade DRER, Florida Department of Environmental Protection, Florida East Coast Railway, and other permitting agencies and Municipalities in Miami-Dade, Broward and Monroe Counties.

KEY PROJECTS

CUDJOE REGIONAL WASTEWATER COLLECTION SYSTEM, FLORIDA KEYS AQUEDUCT AUTHORITY

The project consisted of the design of a central sewerage collection system for the Lower Keys. The service area includes the non-central keys of Big Pine, Little Torch, Ramrod, and Lower Sugarloaf Keys. The collection system includes approximately 500,000 linear feet of gravity sewer and low-pressure grinder sewer, with 40 neighborhood lift stations that serve approximately 4,500 customers. The transmission system consists of four master pump stations and PVC and HDPE pipeline laid along US Highway 1. Angela took part in the overall design of the wastewater collection system; she was responsible for obtaining the required permits, preparing cost estimates, cost comparisons, project progress reports, technical memorandums as well as a preliminary design report. Client Name: Florida Keys Aqueduct Authority | Project Reference: Donald Hubbs, P.E., Project Manager.

36" WATERMAIN ALONG 87TH AVE. FROM NW SOUTH RIVER DR TO NW 122 ST. MIAMI, FL

The project includes the installation of a 36" Transmission Water Main (WM) along NW 87th Ave. from NW South River Drive to NE 122nd Street. This project is a prime example of our Team's experience with large diameter pipelines and the use of trenchless technologies for large diameter pipelines. The proposed 36" Transmission Water Main will service a section of the Town of Medley, City of Hialeah Gardens and City of Hialeah. The Scope of Work for this project consisted of the design of over 7,300 LF of 36" Ductile Iron Transmission WM and included two canal crossings: Subaqueous Canal Crossing of the C-6 (Miami River) Canal, which was designed to be done by the use

of trenchless technology (Micro-tunneling), using a 54" Casing Pipe. This crossing will also cover the area of Okeechobee Road. Subaqueous canal crossing of the C-7 Canal, which was designed to be done by Open-Cut installation. The project included the design of special maintenance of traffic (MOT) for the installation of the proposed 36" Transmission Water Main along this important corridor. Ms. Baron was responsible for obtaining permits from FDOT, Town of Medley, City Hialeah Gardens and City of Hialeah.

Client Name: FDOT / MD WASD | Project Reference: Carlos E. Benavides, (305) 740-4481 | Project Role: Project Engineer.

12" AND 24" FORCE MAINS ALONG SR-5 (N. ROOSEVELT BLVD.) FROM GEORGIA ST TO KENNEDY DR., MONROE COUNTY, FLORIDA

The scope of this project was to design Utility Work by Highway Contractor Agreement Plans for the proposed 12" and 24" force mains along N. Roosevelt Blvd. from Georgia St to Kennedy Dr. The project includes: Installation of approximately 630 LF of 12" Force Main from north of MacMillan Dr. to Seventh Street. This line will replace an existing 6" Force Main; Installation of approximately 8450 LF of 24" C-905 Force Main from Georgia St. to Kennedy Dr. This line will replace an existing 16" Force Main. Stub-outs at: Georgia St, with connection to the existing 16" PVC force main, 7th St, with a 90 or a Tee Kennedy Dr. for future connection of Pump Station F. Replacing the existing 16" force main crossing Salt Run Canal by a 24" steel pipe attached to the existing bridge. Perform full survey along Truman Ave., from Georgia St. To Eisenhower Dr. Perform 3 core boring to obtain geotechnical information along Truman Avenue, from Georgia Street to Eisenhower Drive. Ms. Baron was responsible

CAM 22-0689
Exhibit # 2



for obtaining permits and approval from FDOT, Monroe County and the Department of Environmental Protection.

Client Name: FDOT District 6 | Project Reference: Ali Toghiani, P.E. (305) 470-5343 | Project Role: Project Engineer | Beg. Date-End Date: 01/2010 - 12/2011.

WATER AND SEWER IMPROVEMENTS ALONG N.W. 25 ST FROM N.W. 89 CT TO N.W. 67 AVE

The scope of this project was to design Utility Work by Highway Contractor Agreement Plans for proposed water and sewer relocations along NW 25 ST from NW 89 CT to NW 69 AVE.

Task A - Relocate approx. 1200 LF of 36-inch DIP FM crossing canal at NW 79 Ave then along NW 25 ST to 300 feet east of NW 82 Ave centerline; Task B - Relocate approx. 700 LF of gravity sewer from 350 feet east of NW 72 Ave centerline to 350 feet east of NW 70 Ave centerline; Task C - Relocate approx. 170 LF of 16-inch WM crossing canal at NW 79 Ave.; Task D - Relocate/Replace 8-inch WM crossing canal at NW 75 Ave with approx. 170 LF of 12-inch DIP.; Task E - Replace 8-inch WM along NW 25 St from existing 16-inch WM E of the Palmetto Expwy. to 16-inch along NW 72 Ave with approx. 2500 LF of 16-inch DIP.; AND Task F - Relocate approx. 50 LF of 24-inch WM to avoid conflict with foundation for elevated road.

Client Name: FDOT District 6 | Project Reference: Jason Chang, P.E. (305) 470-5331 | Project Role: Project Engineer | Beg. Date-End Date: 06/2005 - 05/2011.

SR 826 / SR 836 INTERCHANGE (SECTION 5) WATER AND SEWER IMPROVEMENTS ALONG MILAM DAIRY ROAD

The Section 5 Water and Sewer Improvements along Milam Dairy Road were part of the SR 826 / SR 836 Interchange project. The Scope of Work for this project included the design and construction of a 48" Pre-stressed Concrete Cylinder Pipe (PCCP) force main and a 16" ductile iron water main along Milam Dairy Road from NW 7th Street to NW 12th Street. Due to the adjacent SR 826 / SR 836 Interchange project, approximately 3,000 LF of 16" water main and 3,000 LF of 48" force main were required to be relocated.

Project Reference: Ali Toghiani, P.E. (305) 470 5343 | Beg. Date-End Date: 12/2009 - 2015.

SR 821 HEFT WIDENING - NORTH OF S.W. 72ND STREET (SUNSET DRIVE) TO NORTH OF S.W. 40TH STREET, MIAMI, FL

Project improvements consist of widening the Homestead Extension of the Florida Turnpike (HEFT) to provide six general purpose lanes and four express lanes with auxiliary lanes. The project also proposes to replace existing toll facilities with

new mainline gantries and the construction of new exit ramps at SW 40th Street. Ms. Baron is the lead drainage designer and is in charge of the preparation of Bridge Hydraulic Reports. She is also responsible for the preparation of Stormwater Management reports, and permit acquisition from the Miami-Dade Department of Regulatory and Economic Resources (DRER), Miami-Dade County Public Works Department, and the South Florida Water Management District (SFWMD)

Project Reference: Paul A. Naranjo, P.E., P.M.P. (407) 264-3429 | Beg. Date-End Date: 07/2014 – On-Going.

MIAMI LAKEWAY NORTH RESURFACING AND DRAINAGE IMPROVEMENTS PROJECT, MIAMI LAKES, FLORIDA

The Miami Lakeway North and NW 153rd Street project consisted of approximately 1.00 mile of corridor improvements including milling and resurfacing, construction of new curb and gutter and sidewalk, and the installation of a new drainage system, including a new outfall pipe discharging into the Biscayne Canal (C-8). Project engineer for this Design-Build Project responsible for the drainage design, preparation of Stormwater Management Reports and Permit acquisition.

Project Reference: Heather Spencer, P.E (954) 535-5100 | Beg. Date-End Date: 01/2010 – 09/2010.



JULIAN A. GOMEZ, E.I.

PUMP STATION DESIGN



1/2

APCTE Tenure: 5 yrs
Industry Experience: 5 yrs
Education:
Bachelor of Science in
Mechanical Engineering, Oral
Roberts University, Tulsa, OK,
2017

Registration:
2017, Engineer Intern
No. 1100020978

Experience:
September 2017 – Present
Mechanical Project Engineer
APCTE, Doral, Florida

March 2016 – April 2017
SpaceX Hyperloop Competition
Team Member
Tulsa, Oklahoma
May 2016 – August 2016
Junior Project Engineer
APCTE, Doral, Florida

Oral Roberts University
(2015-2017)
Undergraduate Research
in subjects regarding Fluid
Mechanics, Thermodynamics,
and Statics

Mr. Gomez, Mechanical Project Engineer for APCTE's Water Resources Department, has over 5 years of experience in the design and modeling of pipeline, pump stations, reclaimed water mains, from Sanitary Sewer Collection Systems to Water Distribution Systems. He has been involved in the design of major water and sewer systems for M-D WASD and several other municipalities, including international municipalities. These systems include large diameter water and force mains, gravity sewers, and pump stations. He has experience in the modeling and analysis of hydraulic transients and steady state conditions in pipeline and pump stations, as well as the capacity to produce 3D models and renderings of these systems. He has also prepared Specifications and an Engineer's Opinion of Probable Cost for large and small diameter pipeline and pump station projects. He is proficient in the use of AutoCAD, Solidworks, and Onshape for drafting and modeling, in addition to Microsoft Office programs such as Word, Excel, and PowerPoint for preparation of professional reports and presentations.

KEY PROJECTS

MD WASD E13-WASD-03 PSIP PS 0300, OPA LOCKA, FLORIDA
Project Engineer for this project. This project consisted of the rehabilitation and upgrade of Pump Station 0300, an important booster facility that suffered a catastrophic disaster when a dresser coupling failed and flooded the station. APCTE was selected to create a BODR and design the upgrade of the pump station which includes five 600 HP pumps, operating in a flow range of 7,000 to 31,000 gpm, which collect sewage from a 72-inch influent pipe and discharge into a common header that joins a 48-inch force main. APCTE performed several analyses of the existing conditions including hydraulic, mechanical, electrical, structural, and architectural to determine the various possibilities and implement the most practical and cost-effective solution.

Beg. Date-End Date:On-Going

PS 0351, MIAMI GARDENS, FL.

The scope of work was the refurbishment and upgrade of the existing Wet Well with 6" diameter Valve Bank above ground and enclosed by 6' chain link fence. The PS was designed with two (2) submersible pumps working with a Rated Point of 460 GPM @ 37 TDH. Approximately 2,700 LF of 8" discharge force main was designed as part of this project.

PS 0860, MIAMI, FL.

The scope of work was comprised of an upgrade of the existing 6' Ø I.D. Wet Well with a new 8'x8'(SQR) Wet Well with 6" diameter discharge piping Valve Vault. PS was designed with two submersible pumps working with a Rated Point of 300 GPM @ 131 TDH.

PS 0069, MIAMI, FL.

The scope of work was comprised of the relocation and upgrade of the existing Dry Well/Wet Well to a new location determined through a Technical Feasibility Study. PS became a submersible triplex 10'x12'(SQR) with 8" diameter discharge piping Valve Vault. The PS was designed with three (3) submersible pumps working with a Rated Point of 2,082 GPM @ 101 TDH. Approximately 125 LF of 10" discharge force main with a flow meter, 4 sanitary manholes, and approximately 250 LF of 16" & 12" of gravity main was designed as part of this project.

PS 0021, MIAMI, FL.

The scope of work was comprised of an upgrade of the existing 20'x10'(SQR) I.D. Wet Well with a new 8' Ø I.D. Wet Well with 8" diameter discharge piping Valve Vault. The PS was designed with two (2) submersible pumps working with a Rated Point of 764 GPM @ 52 TDH. Approximately 50 LF of 8" discharge force main, 3 sanitary manholes and approximately 200 LF of 18" & 16" of gravity mains was designed as part of this project.

PS 0484, MIAMI LAKES, FL.

The scope of work was the refurbishment and upgrade of the existing 10'x10'(SQR) and converted to a Wet Well, abandoning a 10'x5'(SQR) Wet Well, and an 8" diameter discharge piping Valve Bank above ground enclosed by chain link fence with a new generator. The PS was designed with two (2) submersible pumps working with a Rated Point of 600 GPM @ 104 TDH.



PS 0037, MIAMI, FL.

The scope of work was comprised of the relocation and upgrade of the existing Dry Well /Wet Well, to a new submersible PS with 8' Ø Wet Well discharging through a 4" discharge piping Valve Vault. The PS was designed with two (2) submersibles pumps working with a Rated Point of 300 GPM @ 109 TDH. Approximately 450 LF of 6" discharge force main, 12 sanitary manholes, and approximately 1,050 LF of 10" and 12" gravity mains were designed as part of this project.

NW 7TH AVENUE WASTEWATER COLLECTION SYSTEM EXPANSION

Project Engineer for this project. The scope of work of this project included the design of a total of approximately 16,600 LF of 8" PVC Gravity Sewer and 6,050 LF of 8" DIP Force Main across two subbasins, complete with a total of 73 manholes, and all necessary valves and accessories for connections to future pump stations. A detailed maintenance of traffic plan for construction was also developed, in conjunction with specifications for the completion of the gravity sewer system.

Beg. Date-End Date: 2018

MD WASD E13-WASD-03 PSIP PS 0742, MIAMI, FLORIDA

Project Engineer for this project. The scope of work was comprised of an upgrade of the existing Dry Well/Wet Well PS to a submersible 8' Ø Wet Well with 8" diameter discharge piping Valve Vault with generator. The PS was designed with two (2) submersible pumps working with a Rated Point of 780 GPM @ 103 TDH. Approximately 150 LF of 10" discharge force main was designed as part of this project.

Beg. Date-End Date: 2018 - 2019

REPLACEMENT/REHABILITATION OF TURNBERRY ISLAND WATER DISTRIBUTION SYSTEM

Project Engineer for this project. This project included the study and design of the replacement of an aging and corroded water distribution system on Turnberry Island that included approximately 6,675 LF of WM with diameters ranging from 4" to 16". A&P Engineers created a Basis of Design Report that highlighted the existing conditions of the system determined after several field visits and a study of all possible solutions from complete open-cut replacement to rehabilitation of the pipeline using Compression Fit Lining to ensure minimal disturbance to above ground activities. Due to corrosive soils, A&P Engineers determined that it would be beneficial to consider different pipeline materials such as PVC and HDPE, and then completed the design of the entire water distribution system on the island, including the replacement of all existing water meters, fire hydrants, and backflow preventers.

Beg. Date-End Date: 2020

REPLACEMENT/REHABILITATION OF TURNBERRY ISLAND WATER DISTRIBUTION SYSTEM

This project included the study and design of the replacement of an aging and corroded water distribution system on Turnberry Island that included approximately 6,675 LF of WM with diameters ranging from 4" to 16". A&P Engineers created a Basis of Design Report that highlighted the existing conditions of the system determined after several field visits and a study of all possible solutions from complete open-cut replacement to rehabilitation of the pipeline using Compression Fit Lining to ensure minimal disturbance to above ground activities. Due to corrosive soils, A&P Engineers determined that it would be beneficial to consider different pipeline materials such as PVC and HDPE, and then completed the design of the entire water distribution system on the island, including the replacement of all existing water meters, fire hydrants, and backflow preventers.

Client Name: MD WASD | Project Reference: Eduardo M. Luis, (786) 552-8837 | Project Role: Project Engineer.

36-INCH WATER MAIN ALONG NW/NE 135 TH STREET AVENUE FROM NW 7TH AVENUE TO NE 16TH AVENUE. MIAMI DADE COUNTY, FLORIDA.

The project consists of the installation of approximately 14,900 LF of a proposed 36-inch Ductile Iron (D.I.) Water Main (WM) along NW/NE 135th Street from NW 7th AVE to NE 16th AVE. The project also includes the installation of 1,285 linear feet of 36-inch HDPE WM via Horizontal Directional Drill (H.D.D.) crossing the Biscayne Canal.

Client: M-D WASD | Project Role: Project Engineer.

DESIGN-BUILD SERVICES FOR THE INSTALLATION OF A 48-INCH DIAMETER WATER TRANSMISSION MAIN FOR "AREA N" WATER FACILITIES MASTER PLAN UPDATE (WFMPU)

Engineering services includes Surveying, Geotechnical, Design, Permitting, Construction Support and project Close-Out for approximately 31,670 LF (6 miles) of 48-inch P.C.C.P. Water Main along SW 117 Avenue, from SW 152 Street to Snapper Creek Drive, including two (2) Canal crossings (C-100) and Snapper Creek Canal. The project also includes the installation of approximately 6,660 LF of 16-inch D.I. Force Main along SW 117 Avenue, from SW 108 Street to SW 88 Street. Role: Project Manager in charge of the plans and Specs preparation. Responsibilities also includes permitting process, continuous coordination with the client/owner, subconsultants, and regulatory agencies from the onset of a project through its completion.

Client Name: M-D WASD | Project Role: Pipeline Engineer | Project Reference: Lin Li (786) 552-4359 | Beg. Date- End Date: 3/2017 – On-Going.



OSMANY ALFONSO, P.E.

STRUCTURAL ENGINEER



1/2

APCTE Tenure: 10 yrs
Industry Experience: 26 yrs
Education: Bachelor of Science Civil Engineering, December 1995, Florida International University, Miami, Fl.

Registration: 2004, Florida Professional Engineer No. 61601

Experience: 06/2012 to Present APCTE
03/2005 to 05/2012 C3TS
11/2002 to 03/2005 Sanchez, Zeinali and

Associates 08/1998 to 11/2002 Beiswenger, Hoch & Associates

Mr. Alfonso's 26 years of experience as project manager and project engineer have included all phases of transportation bridge projects including design, planning, and construction/post design service assignments. Mr. Alfonso's bridge design experience includes curved steel box girder bridges, curved and skewed steel plate girder bridges, Florida I-Beam (FIB) concrete bridges, cast-in-place flat slab bridges, pedestrian bridges, precast flat slab bridges, post tensioned substructures, miscellaneous roadway structures, bridge widening and rehabilitation, bridge retrofits, and bridge load ratings. Planning assignments have included preparation of Bridge Development Reports, Bridge Feasibility Studies and Bridge Analysis Reports for PD&E Studies. Post Design Services assignments have included management of post-design services, structural field inspections, shop drawing review, and design support during construction of bridge projects. Other assignments have included the design of soil anchored steel sheet pile retaining wall, precast panel wall design for geo-foam embankments, concrete counter-fort walls, tie back bulkhead wall systems. Mr. Alfonso has served as Project Engineer for the design of over 50 bridge sites for the FDOT, Expressway Authorities, and various public agencies.

KEY PROJECTS

DW SR-90 / S.W. 8TH ST. FROM WEST OF S.W. 90TH AVE TO EAST OF S.W. 86TH CT. MIAMI, FLORIDA

This safety intersection improvement project includes the analysis of an existing span wire from FDOT and analysis of new standard FDOT mast arms. Structural analysis was performed to verify structural capacity due to additional loads from new signs, signal heads, addition of back plates, modification of signal heads, and special foundation as required for this project. Supervised design team in the development of structural calculations and plan production for standard FDOT mast arms.

Client Name: FDOT District 6 | Project Role: Engineer of Record | Project Reference: Ana Arvelo, P.E. (305) 470.5120 | Beg. Date-End Date: 10/2016-On Going.

SR-9/I-95 ST. LUCIE/INDIAN RIVER COUNTY LINE TO NORTH OF SR 60/OSCEOLA BLVD.

This Design-Build project involved 6.8 miles of I-95 mainline widening from 4 to 6 lanes, the reconstruction of the SR 60 Interchange, and the replacement of existing bridges at three locations: 4th Street, 90th Avenue and SR60/Osceola Blvd. Engineer of Record for the proposed bridges at 90th Avenue & SR 60 which consisted of two-span FIB-72 & FIB-45 superstructures supported on multi-column concrete frame piers respectively. Responsible for the preparation and supervision of construction plans, structural calculations and quality control. The proposed bridges required phase construction in three MOT stages using a combination of anchored temporary sheet

pile walls and temporary MSE wire face walls. The I-95 Bridge Over 90th Avenue, required a severe skew of 60 degrees for compatibility with the roadway alignment along 90th Avenue. The severe skew presented multiple complexities in the design and detailing of the bridge deck, the design of the bearing pads and the permanent MSE walls. Performed Bridge Load Rating Calculations during the final design phase of the project.

Client Name: FDOT District 4 | Project Reference: Anson Sonnet, P.E. (954) 777-4474 | Project Role: Plans-Reviewer | Beg. Date-End Date: 05/2011 – 07/2012.

PS 0300, MIAMI, FL.

This project consisted of the rehabilitation and upgrade of Pump Station 0300. The scope of work consisted of preparing a BODR and designing the upgrade of the pump station which includes five 600 HP pumps, operating in a flow range of 7,000 to 31,000 GPM, which collect sewage from a 72-inch influent pipe and discharge into a common header that joins a 48-inch force main. APCTE performed several analyses of the existing conditions including hydraulic, mechanical, electrical, structural, and architectural to determine the various possibilities and implement the most practical and cost-effective solution.

FDOT DISTRICT 6, N.W. 36TH BRIDGE REPLACEMENT, FDOT DISTRICT 6 MIAMI, FLORIDA

This contract included two distinct projects. Project 425979-1-52-01 includes milling & resurfacing, median modifications, sidewalk, and ADA ramp construction along NW 36th Street.



The limits of this project go from about 120 ft. west of Lee Drive to just east of Coolidge Drive. Project 418065-2-52-01 include major reconstruction including the replacement of the N.W. 36th Street bascule bridge over the Miami Canal, as well as milling and resurfacing, drainage, lighting, signalization, and minor intersection modifications of NW 36th Street at N.W. South River Drive and NW North River Drive. This project entails replacing a functionally obsolete Hanover Bascule Bridge crossing the Miami Canal C-6 with two fixed concrete bridges.

Client Name: FDOT District 6 | Project Role: Structural Engineer of Record | Project Reference: Hector Fung, P.E. (305) 640-7456 | Beg. Date-End Date: 12/2012 – 12/2016.

SR-836 AND N.W. 87TH AVENUE INTERCHANGE, MIAMI, FLORIDA, MIAMI-DADE EXPRESSWAY AUTHORITY

For structures, APCTE was responsible for the design of Bridges 1, 5 & 6. Bridge 1 (WBCD over NW 87th Avenue) is a simple span bridge with a length of 181'. Bridge 5 (SR 826 Ramp Over NW 87th Avenue) is a two-span bridge with a curved deck having a radius of 4,374' and span lengths of 168.25' and 182.25'. Bridge 6 (WBCD Over NW 87th Avenue Ramp) is simple span with a skew of 29 degrees and a span length of 72 ft. Bridge Development Reports will be prepared for all bridges to determine the optimum configuration of the different components of the superstructure, substructure and foundations. A competitive alternative consist of precast pre-stressed FIB girders for the superstructure and reinforced concrete hammerhead piers for the substructure of the two-span bridge. The foundation will consist of precast pre-stressed piles. In addition, we will design the MSE walls associated with these bridges as well as overhead span and cantilever sign structures.

Client Name: Miami-Dade Expressway Authority | Project Reference: Gil Portela, P.E. (305) 551-8100 | Project Role: Engineer of Record | Beg. Date-End Date: 10/2011-On-Going.

PS 0488, MIAMI, FL.

Upgrade the existing Dry Well / Wet Well PS to a submersible PS with a with 8' Ø I.D. Wet Well and 6" diameter discharge piping Valve Vault enclosed by chain link fence. The PS was designed with two (2) submersibles pumps working with a Rated Point of 315 GPM @ 85.60 TDH.

SR-9/I-95 ST. LUCIE/INDIAN RIVER COUNTY LINE TO PS 0198, DORAL, FL.

The scope of work was comprised of an upgrade of the existing Dry Well/Wet Well PS to a triplex submersible 10'x12'(SQR) Wet Well with 6" diameter discharge piping Valve Bank above

ground enclosed by chain link fence. The PS was designed with three (3) submersibles pumps working with a Rated Point of 810 GPM @ 147 TDH.

PS 0037, MIAMI, FL.

The scope of work was comprised of the relocation and upgrade of the existing Dry Well /Wet Well, to a new submersible PS with 8' Ø Wet Well discharging through a 4" discharge piping Valve Vault. The PS was designed with two (2) submersibles pumps working with a Rated Point of 300 GPM @ 109 TDH. Approximately 450 LF of 6" discharge force main, 12 sanitary manholes, and approximately 1,050 LF of 10" and 12" gravity mains were designed as part of this project.

PS 0351, MIAMI GARDENS, FL.

The scope of work was the refurbishment and upgrade of the existing Wet Well with 6" diameter Valve Bank above ground and enclosed by 6' chain link fence. The PS was designed with two (2) submersibles pumps working with a Rated Point of 460 GPM @ 37 TDH. Approximately 2,700 LF of 8" discharge force main was designed as part of this project.

PS 0370, MIAMI GARDENS, FL.

The scope of work was comprised of an upgrade of the existing Dry Well /Wet Well PS to a submersible 8' Ø I.D. Wet Well with 6" diameter discharge piping Valve Vault enclosed by chain link fence. The PS was designed with two (2) submersibles pumps working with a Rated Point of 257 GPM @ 68.5 TDH. Approximately 900 LF of 6" discharge force main was designed as part of this project.

PS 0403, MIAMI, FL.

The scope of work was comprised of an upgrade of the existing Dry Well/Wet Well PS to a submersible 8' Ø Wet Well with 6" diameter discharge piping Valve Vault with generator. The PS was designed with two (2) submersibles pumps working with a Rated Point of 397 GPM @ 74 TDH.

PS 0484, MIAMI LAKES, FL.

The scope of work was the refurbishment and upgrade of the existing 10'x10'(SQR) and converted to a Wet Well, abandoning a 10'x5'(SQR) Wet Well, and an 8" diameter discharge piping Valve Bank above ground enclosed by chain link fence with a new generator. The PS was designed with two (2) submersible pumps working with a Rated Point of 600 GPM @ 104 TDH.



Licenses and Certifications

A&P Consulting Transportation Engineers, Corp.

City of Fort Lauderdale

**DESIGN BUILD FLAGLER VILLAGE
NEW PUMPING STATION A-24**

RFP No. 12673-125

State of Florida Certification

State of Florida Department of State

I certify from the records of this office that A & P CONSULTING TRANSPORTATION ENGINEERS CORP. is a corporation organized under the laws of the State of Florida, filed on January 17, 1995.

The document number of this corporation is P95000003950.

I further certify that said corporation has paid all fees due this office through December 31, 2022, that its most recent annual report/uniform business report was filed on January 11, 2022, and that its status is active.

I further certify that said corporation has not filed Articles of Dissolution.

*Given under my hand and the
Great Seal of the State of Florida
at Tallahassee, the Capital, this
the Eleventh day of January, 2022*




Ronald R. DeBevoise
Secretary of State

Tracking Number: 8025979798CC

To authenticate this certificate, visit the following site, enter this number, and then follow the instructions displayed.

<https://services.sunbiz.org/Filings/CertificateOfStatus/CertificateAuthentication>

Florida Department of Transportation Certification



Florida Department of Transportation

605 Suwannee Street
Tallahassee, FL 32399-0450

RON DESANTIS
GOVERNOR

July 21, 2021

KEVIN J. THIBAUT, P.E.
SECRETARY

Antonio Acosta, President
A & P CONSULTING TRANSPORTATION ENGINEERS CORP.
8935 NW 35th Lane, Suite 200
Doral, Florida 33172

Dear Mr. Acosta:

The Florida Department of Transportation has reviewed your application for prequalification package and determined that the data submitted is adequate to technically prequalify your firm for the following types of work:

- Group 3 - Highway Design - Roadway
 - 3.1 - Minor Highway Design
 - 3.2 - Major Highway Design
 - 3.3 - Controlled Access Highway Design
- Group 4 - Highway Design - Bridges
 - 4.1.1 - Miscellaneous Structures
 - 4.1.2 - Minor Bridge Design
- Group 5 - Bridge Inspection
 - 5.1 - Conventional Bridge Inspection
 - 5.4 - Bridge Load Rating
- Group 6 - Traffic Engineering and Operations Studies
 - 6.1 - Traffic Engineering Studies
 - 6.2 - Traffic Signal Timing
 - 6.3.1 - Intelligent Transportation Systems Analysis
 - 6.3.2 - Intelligent Transportation Systems Implementation
 - 6.3.3 - Intelligent Transportation Traffic Engineering
 - 6.3.4 - Intelligent Transportation Systems Support
- Group 7 - Traffic Operations Design
 - 7.1 - Signing, Pavement Marking and Channelization
 - 7.2 - Lighting
 - 7.3 - Signalization

Safety, Mobility, Innovation
www.fdot.gov

- Group 10 - Construction Engineering Inspection
 - 10.1 - Roadway Construction Engineering Inspection
 - 10.3 - Construction Materials Inspection
 - 10.4 - Minor Bridge & Miscellaneous Structures CEI
 - 10.5.1 - Major Bridge CEI - Concrete
 - 10.5.2 - Major Bridge CEI - Steel
- Group 13 - Planning
 - 13.4 - Systems Planning
 - 13.5 - Subarea/Corridor Planning
 - 13.6 - Land Planning/Engineering
 - 13.7 - Transportation Statistics

Your firm is now technically prequalified with the Department for Professional Services in the above referenced work types. The overhead audit has been accepted, and your firm may pursue projects in the referenced work types with fees of any dollar amount. This status shall be valid until June 30, 2022, for contracting purposes.

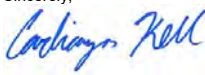
Approved Rates

Home/ Branch Overhead	Field Overhead	Facilities Capital Cost of Money	Premium Overtime	Reimburse Actual Expenses	Home Direct Expense	Field Direct Expense
155.74%	114.02%	0.045%	Reimbursed	No	2.15%	13.12%*

*Rent and utilities excluded from field office rate. These costs will be directly reimbursed on contracts that require the consultant to provide field office.

Per Title 23, U.S. Code 112, there are restrictions on sharing indirect cost rates. Refer to Code for additional information.


Should you have any questions, please feel free to contact me by email at carliayn.kell@dot.state.fl.us or by phone at 850-414-4597.

Sincerely,

Carliayn Kell
Professional Services
Qualification Administrator

CBHK/kw

Safety, Mobility, Innovation
www.fdot.gov

Miami-Dade County A/E Certification

 Miami-Dade County Internal Services Department Statement of Technical Certification Categories			
Firm: A & P CONSULTING TRANSPORTATION ENGINEER 8935 NW 35 Lane, 200, Doral, FL 33172			
Code	Category Description	Approval Date	Expiration Date
1.01	TRANSPORTATION PLANNING - URBAN AREA AND REGIONAL TRANSPORTATION PLANNING	07/07/2021	07/31/2023
2.01	MASS TRANSIT SYSTEMS - MASS TRANSIT PROGRAM (SYSTEMS) MANAGEMENT	07/07/2021	07/31/2023
2.02	MASS TRANSIT SYSTEMS - MASS TRANSIT FEASIBILITY & TECHNICAL STUDIES	07/07/2021	07/31/2023
2.04	MASS TRANSIT SYSTEMS - MASS TRANSIT CONTROLS, COMMUNICATIONS & INFORMATION SYSTEMS	07/07/2021	07/31/2023
2.05	MASS TRANSIT SYSTEMS - GENERAL QUALITY ENGINEERING	07/07/2021	07/31/2023
3.01	HIGHWAY SYSTEMS - SITE DEVELOPMENT AND PARKING LOT DESIGN	07/07/2021	07/31/2023
3.02	HIGHWAY SYSTEMS - MAJOR HIGHWAY DESIGN	07/07/2021	07/31/2023
3.02A	HIGHWAY SYSTEMS - TUNNEL DESIGN	07/07/2021	07/31/2023
3.02B	HIGHWAY SYSTEMS - MINOR HIGHWAY DESIGN	07/07/2021	07/31/2023
3.03	HIGHWAY SYSTEMS - BRIDGE DESIGN	07/07/2021	07/31/2023
3.04	HIGHWAY SYSTEMS - TRAFFIC ENGINEERING STUDIES		
3.05	HIGHWAY SYSTEMS - TRAFFIC COUNTS		
3.06	HIGHWAY SYSTEMS - TRAFFIC CALMING		
3.07	HIGHWAY SYSTEMS - TRAFFIC SIGNAL TIMING		
3.08	HIGHWAY SYSTEMS - INTELLIGENT TRANSPORTATION SYSTEMS ANALYSIS, DESIGN, AND IMPLEMENTATION		
3.09	HIGHWAY SYSTEMS - SIGNING, PAVEMENT MARKING, AND CHANNELIZATION		
3.10	HIGHWAY SYSTEMS - LIGHTING		
3.11	HIGHWAY SYSTEMS - SIGNALIZATION		

https://www.miamidadade.gov/Apps/ISD/Vendor/TechnicalCertification/TC_PrintCertificate

Code	Category Description	Approval Date	Expiration Date
3.12	HIGHWAY SYSTEMS - UNDERWATER ENGINEERING INSPECTION	07/07/2021	07/31/2023
4.01	AVIATION SYSTEMS - ENGINEERING DESIGN	07/07/2021	07/31/2023
5.01	PORT AND WATERWAY SYSTEMS - ENGINEERING DESIGN	07/07/2021	07/31/2023
5.10	PORT AND WATERWAY SYSTEMS - TRANSPORTATION SYSTEMS DESIGN	07/07/2021	07/31/2023
6.01	WATER AND SANITARY SEWER SYSTEMS - WATER DISTRIBUTION AND SANITARY SEWAGE COLLECTION AND TRANSMISSION SYSTEMS	07/07/2021	07/31/2023
6.01A	WATER AND SANITARY SEWER SYSTEMS - UTILITY TUNNELING FOR WATER DISTRIBUTION AND SANITARY SEWAGE COLLECTION AND TRANSMISSION SYSTEMS	07/07/2021	07/31/2023
6.02	WATER AND SANITARY SEWER SYSTEMS - WATER AND SANITARY SEWAGE PUMPING FACILITIES	07/07/2021	07/31/2023
6.03	WATER AND SANITARY SEWER SYSTEMS - WATER AND SANITARY SEWAGE TREATMENT PLANTS	07/07/2021	07/31/2023
8.00	TELECOMMUNICATION SYSTEMS	07/07/2021	07/31/2023
10.01	ENVIRONMENTAL ENGINEERING - STORMWATER DRAINAGE DESIGN ENGINEERING SERVICES	07/07/2021	07/31/2023
11.00	GENERAL STRUCTURAL ENGINEERING	07/07/2021	07/31/2023
12.00	GENERAL MECHANICAL ENGINEERING	07/07/2021	07/31/2023
13.00	GENERAL ELECTRICAL ENGINEERING	07/07/2021	07/31/2023
16.00	GENERAL CIVIL ENGINEERING	07/07/2021	07/31/2023
17.00	ENGINEERING CONSTRUCTION MANAGEMENT	07/07/2021	07/31/2023

Approved By
Technical Certification Committee
Miami-Dade County

https://www.miamidadade.gov/Apps/ISD/Vendor/TechnicalCertification/TC_PrintCertificate 2/2

State of Florida Professional Engineers License

The screenshot shows the Florida DBPR Online Services interface. The licensee information is as follows:

Licensee	
Name:	A & P CONSULTING TRANSPORTATION ENGINEERS CORP.
License Number:	7297
Rank:	Registry
License Expiration Date:	
Primary Status:	Current
Original License Date:	08/22/1997

Related License Information

License Number	Status	Related Party	Relationship Type	Relation Effective Date	Rank	Expiration Date
40845	Current, Active	ACOSTA, ANTONIO G	Registry		Professional Engineer	02/28/2023

Page 1 of 1

Buttons: [Printer Friendly](#), [Return to License Details](#)

Related License Search

License Type:

First Name:

Last Name:

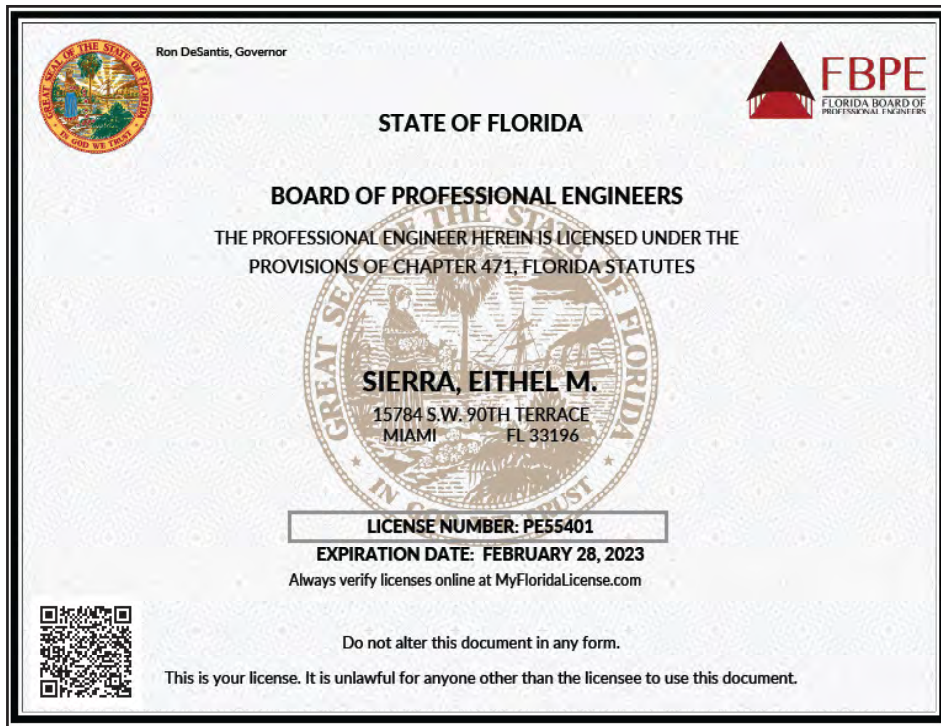
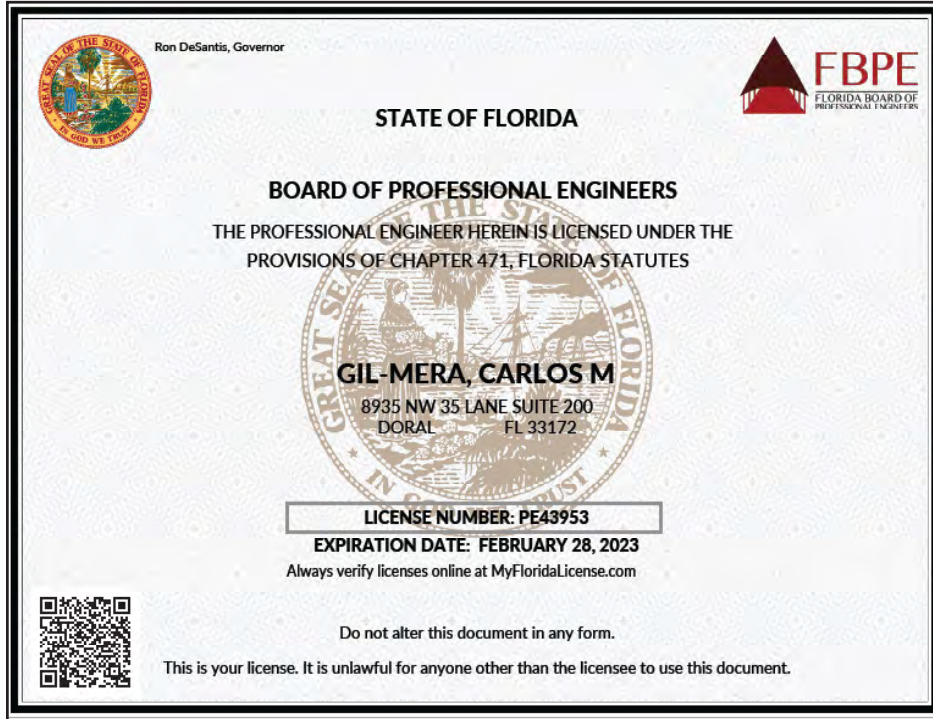
License Number:

Expiration Date: From To

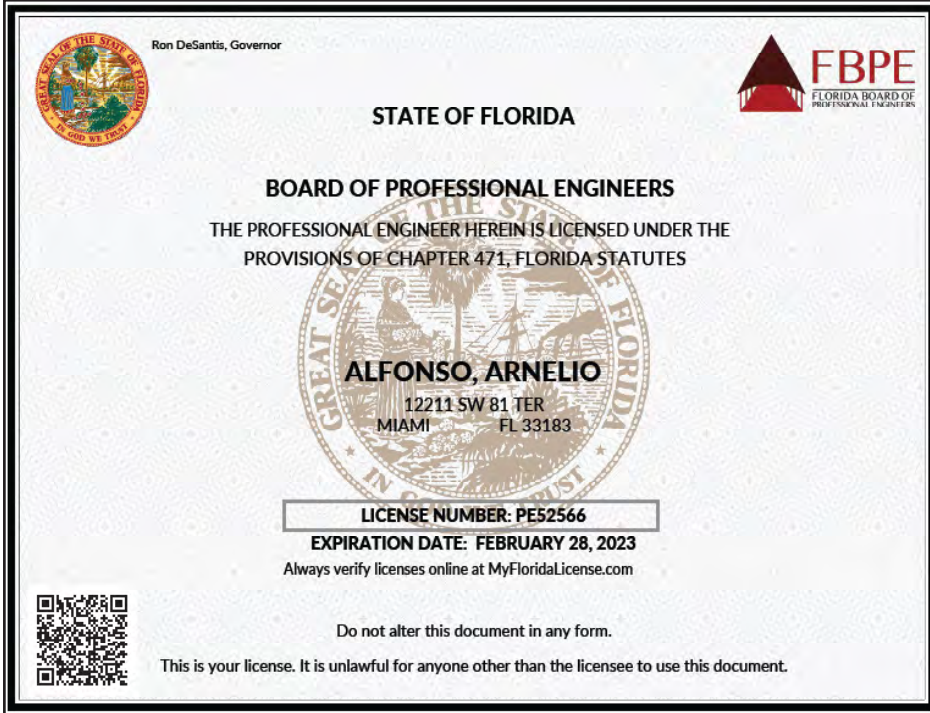
2801 Blair Stone Road, Tallahassee, FL 32309 | E-mail: Customer.Contact.Center@fldbpr.com | Customer Contact Center: 850.487.1375



State of Florida Professional Engineers License



State of Florida Professional Engineers License



This is a professional engineer license for Alfonso Arnelio, issued by the Florida Board of Professional Engineers (FBPE). The license is for the State of Florida and is valid until February 28, 2023. The license number is PE52566. The licensee's address is 12211 SW 81 TER, MIAMI, FL 33183. The license is issued under the provisions of Chapter 471, Florida Statutes. The document includes the seal of the State of Florida, the FBPE logo, and a QR code for verification.

Ron DeSantis, Governor

STATE OF FLORIDA

FBPE
FLORIDA BOARD OF
PROFESSIONAL ENGINEERS

BOARD OF PROFESSIONAL ENGINEERS


THE PROFESSIONAL ENGINEER HEREIN IS LICENSED UNDER THE
PROVISIONS OF CHAPTER 471, FLORIDA STATUTES

ALFONSO, ARNELIO
12211 SW 81 TER
MIAMI FL 33183

LICENSE NUMBER: PE52566
EXPIRATION DATE: FEBRUARY 28, 2023

Always verify licenses online at MyFloridaLicense.com

Do not alter this document in any form.
This is your license. It is unlawful for anyone other than the licensee to use this document.



This is a professional engineer license for Leon Alejandro A., issued by the Florida Board of Professional Engineers (FBPE). The license is for the State of Florida and is valid until February 28, 2023. The license number is PE74675. The licensee's address is 14881 SW 43 STREET, MIAMI, FL 33185. The license is issued under the provisions of Chapter 471, Florida Statutes. The document includes the seal of the State of Florida, the FBPE logo, and a QR code for verification.

Ron DeSantis, Governor

STATE OF FLORIDA

FBPE
FLORIDA BOARD OF
PROFESSIONAL ENGINEERS

BOARD OF PROFESSIONAL ENGINEERS

THE PROFESSIONAL ENGINEER HEREIN IS LICENSED UNDER THE
PROVISIONS OF CHAPTER 471, FLORIDA STATUTES

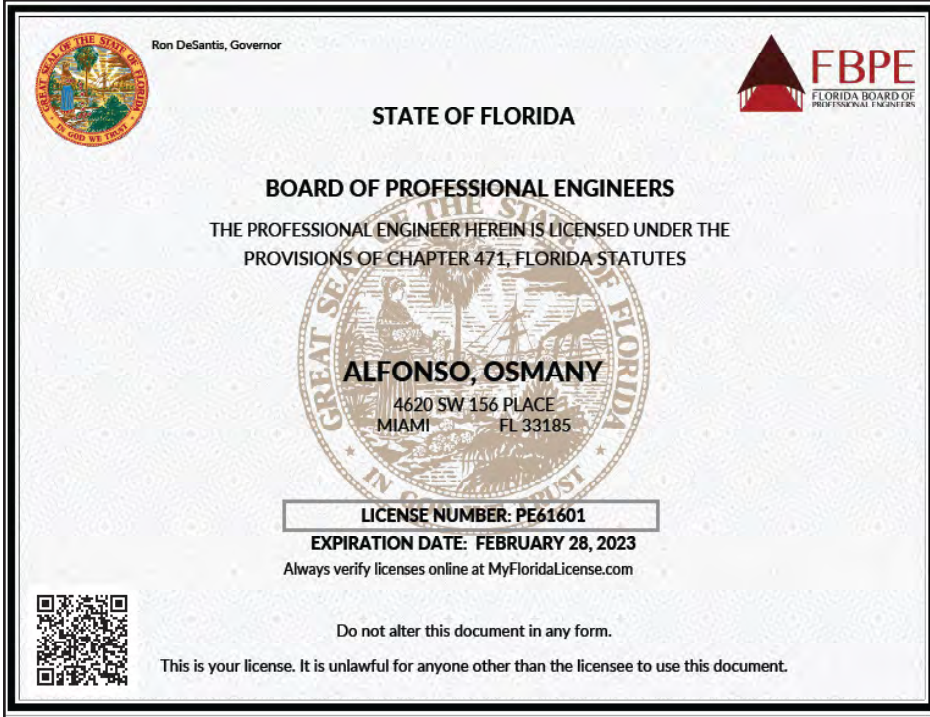
LEON, ALEJANDRO A.
14881 SW 43 STREET
MIAMI FL 33185

LICENSE NUMBER: PE74675
EXPIRATION DATE: FEBRUARY 28, 2023



Always verify licenses online at MyFloridaLicense.com

Do not alter this document in any form.
This is your license. It is unlawful for anyone other than the licensee to use this document.

State of Florida Professional Engineers License



Ron DeSantis, Governor




STATE OF FLORIDA

BOARD OF PROFESSIONAL ENGINEERS


THE PROFESSIONAL ENGINEER HEREIN IS LICENSED UNDER THE PROVISIONS OF CHAPTER 471, FLORIDA STATUTES

ALFONSO, OSMANY
4620 SW 156 PLACE
MIAMI FL 33185



LICENSE NUMBER: PE61601
EXPIRATION DATE: FEBRUARY 28, 2023
Always verify licenses online at MyFloridaLicense.com



Do not alter this document in any form.
This is your license. It is unlawful for anyone other than the licensee to use this document.



Ron DeSantis, Governor




STATE OF FLORIDA

BOARD OF PROFESSIONAL ENGINEERS

THE PROFESSIONAL ENGINEER HEREIN IS LICENSED UNDER THE PROVISIONS OF CHAPTER 471, FLORIDA STATUTES

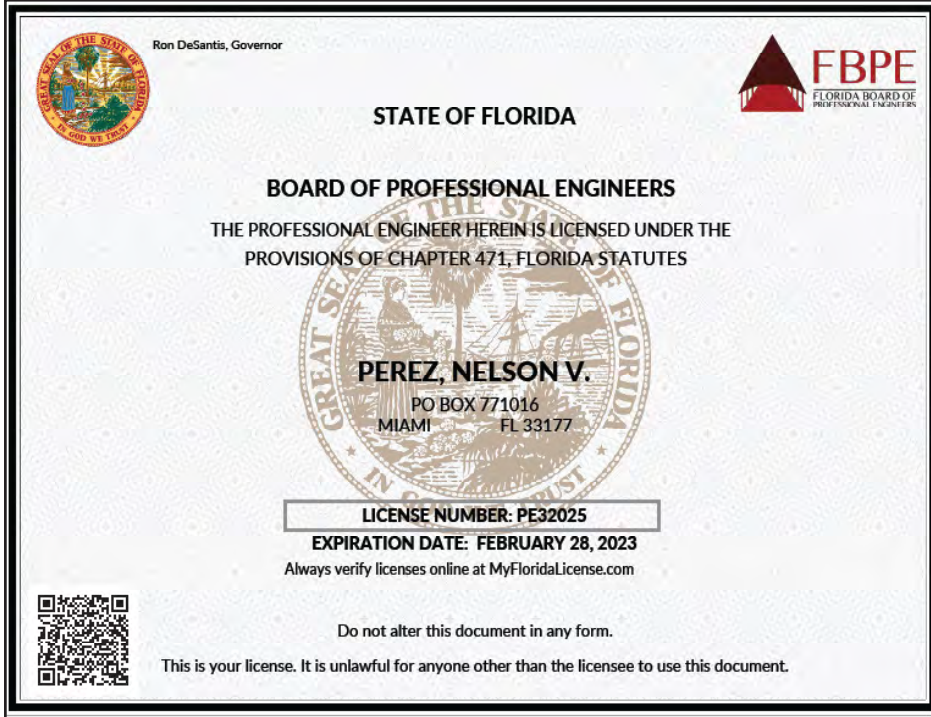
ESPINO, ELIO ROBERTO
8935 35 LANE
SUITE 200
DORAL FL 33172

LICENSE NUMBER: PE58341
EXPIRATION DATE: FEBRUARY 28, 2023
Always verify licenses online at MyFloridaLicense.com



Do not alter this document in any form.
This is your license. It is unlawful for anyone other than the licensee to use this document.

State of Florida Professional Engineers License



This is a professional engineer license for Nelson V. Perez, issued by the Florida Board of Professional Engineers (FBPE) under the State of Florida. The license number is PE32025 and it expires on February 28, 2023. The licensee's address is PO Box 771016, Miami, FL 33177. The license includes a QR code and a warning not to alter the document.

Ron DeSantis, Governor

STATE OF FLORIDA

FBPE
FLORIDA BOARD OF
PROFESSIONAL ENGINEERS

BOARD OF PROFESSIONAL ENGINEERS


THE PROFESSIONAL ENGINEER HEREIN IS LICENSED UNDER THE
PROVISIONS OF CHAPTER 471, FLORIDA STATUTES

Perez, Nelson V.
PO BOX 771016
MIAMI FL 33177

LICENSE NUMBER: PE32025

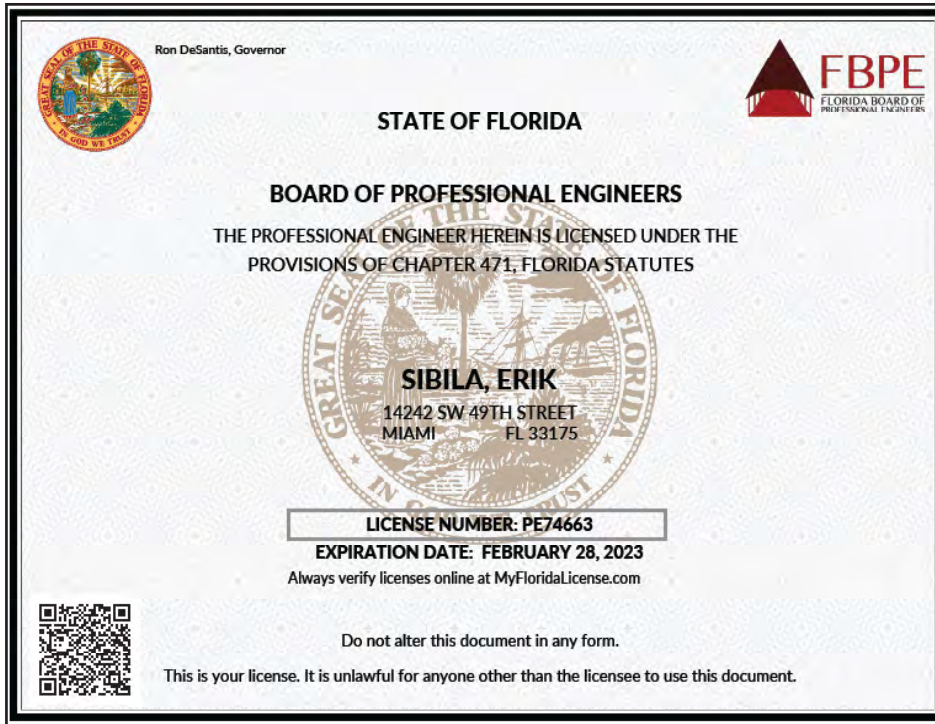
EXPIRATION DATE: FEBRUARY 28, 2023

Always verify licenses online at MyFloridaLicense.com



Do not alter this document in any form.

This is your license. It is unlawful for anyone other than the licensee to use this document.



This is a professional engineer license for Erik Sibila, issued by the Florida Board of Professional Engineers (FBPE) under the State of Florida. The license number is PE74663 and it expires on February 28, 2023. The licensee's address is 14242 SW 49th Street, Miami, FL 33175. The license includes a QR code and a warning not to alter the document.

Ron DeSantis, Governor

STATE OF FLORIDA

FBPE
FLORIDA BOARD OF
PROFESSIONAL ENGINEERS

BOARD OF PROFESSIONAL ENGINEERS


THE PROFESSIONAL ENGINEER HEREIN IS LICENSED UNDER THE
PROVISIONS OF CHAPTER 471, FLORIDA STATUTES

SIBILA, ERIK
14242 SW 49TH STREET
MIAMI FL 33175

LICENSE NUMBER: PE74663

EXPIRATION DATE: FEBRUARY 28, 2023

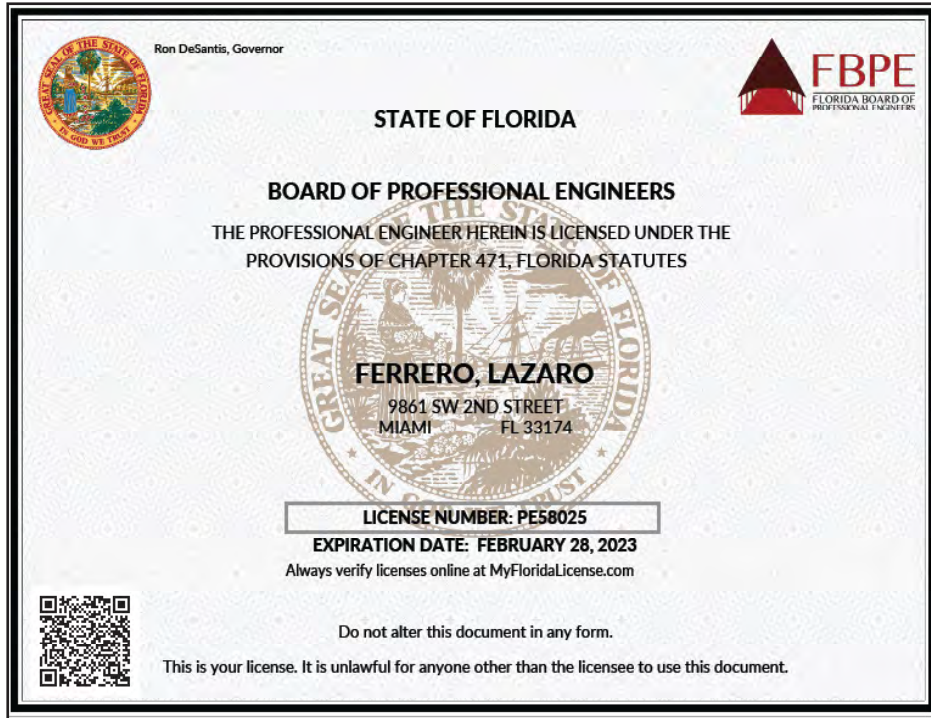
Always verify licenses online at MyFloridaLicense.com



Do not alter this document in any form.

This is your license. It is unlawful for anyone other than the licensee to use this document.

State of Florida Professional Engineers License



This is a professional engineer license for Lazaro Ferrero. The license is issued by the Florida Board of Professional Engineers (FBPE) under the State of Florida. It includes the license number PE58025 and an expiration date of February 28, 2023. The licensee's address is 9861 SW 2nd Street, Miami, FL 33174. The license features the state seal of Florida, the FBPE logo, and a QR code for verification.

Ron DeSantis, Governor

STATE OF FLORIDA

FBPE
FLORIDA BOARD OF
PROFESSIONAL ENGINEERS

BOARD OF PROFESSIONAL ENGINEERS

THE PROFESSIONAL ENGINEER HEREIN IS LICENSED UNDER THE
PROVISIONS OF CHAPTER 471, FLORIDA STATUTES

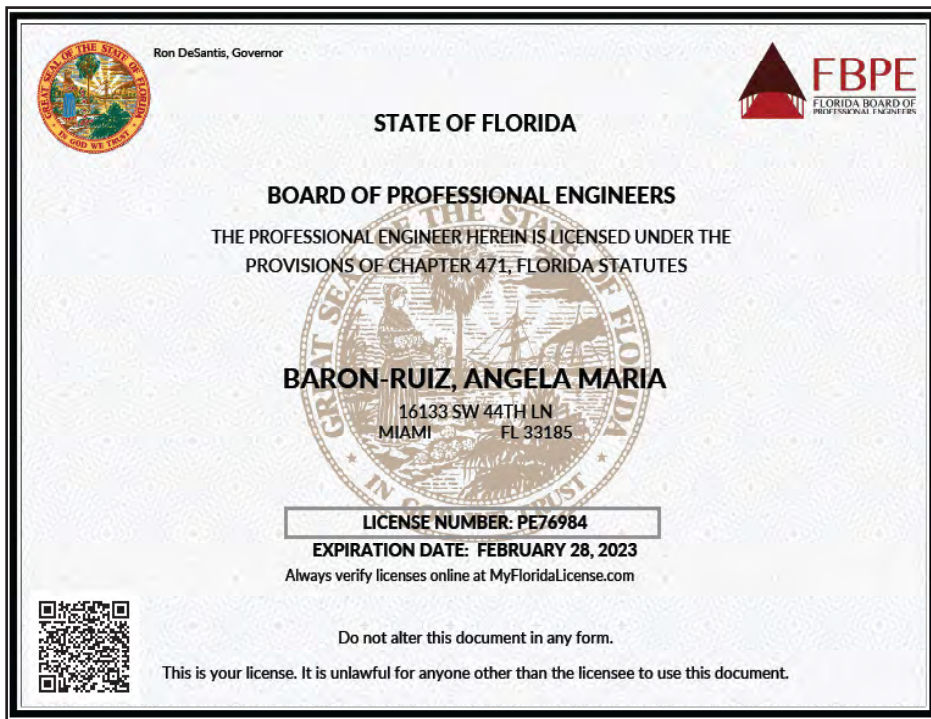
FERRERO, LAZARO
9861 SW 2ND STREET
MIAMI FL 33174

LICENSE NUMBER: PE58025
EXPIRATION DATE: FEBRUARY 28, 2023

Always verify licenses online at MyFloridaLicense.com

Do not alter this document in any form.

This is your license. It is unlawful for anyone other than the licensee to use this document.



This is a professional engineer license for Angela Maria Baron-Ruiz. The license is issued by the Florida Board of Professional Engineers (FBPE) under the State of Florida. It includes the license number PE76984 and an expiration date of February 28, 2023. The licensee's address is 16133 SW 44th Ln, Miami, FL 33185. The license features the state seal of Florida, the FBPE logo, and a QR code for verification.

Ron DeSantis, Governor

STATE OF FLORIDA

FBPE
FLORIDA BOARD OF
PROFESSIONAL ENGINEERS

BOARD OF PROFESSIONAL ENGINEERS

THE PROFESSIONAL ENGINEER HEREIN IS LICENSED UNDER THE
PROVISIONS OF CHAPTER 471, FLORIDA STATUTES

BARON-RUIZ, ANGELA MARIA
16133 SW 44TH LN
MIAMI FL 33185

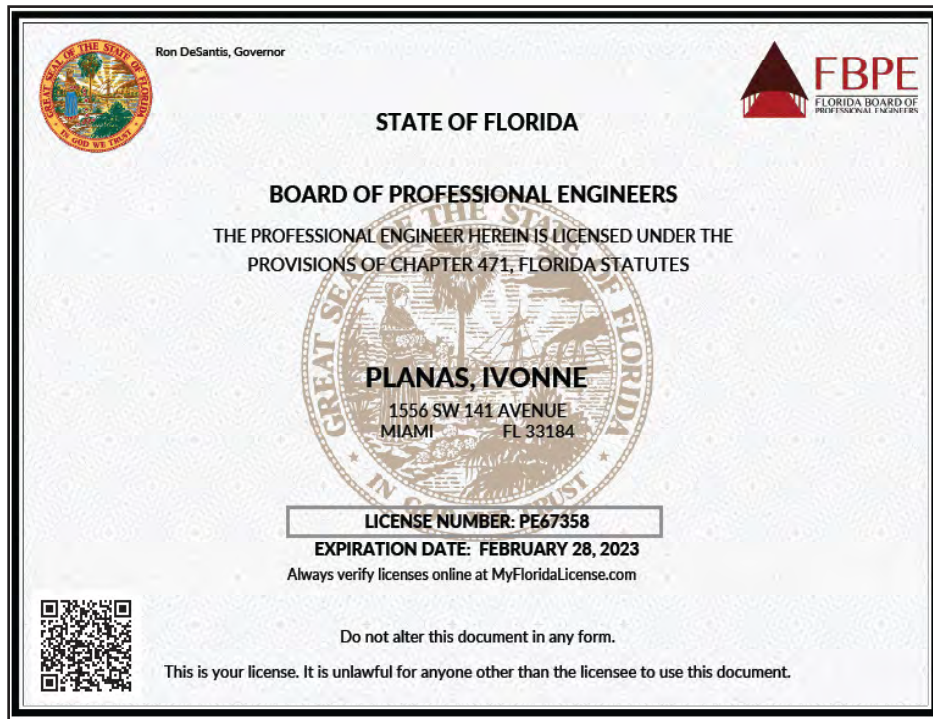
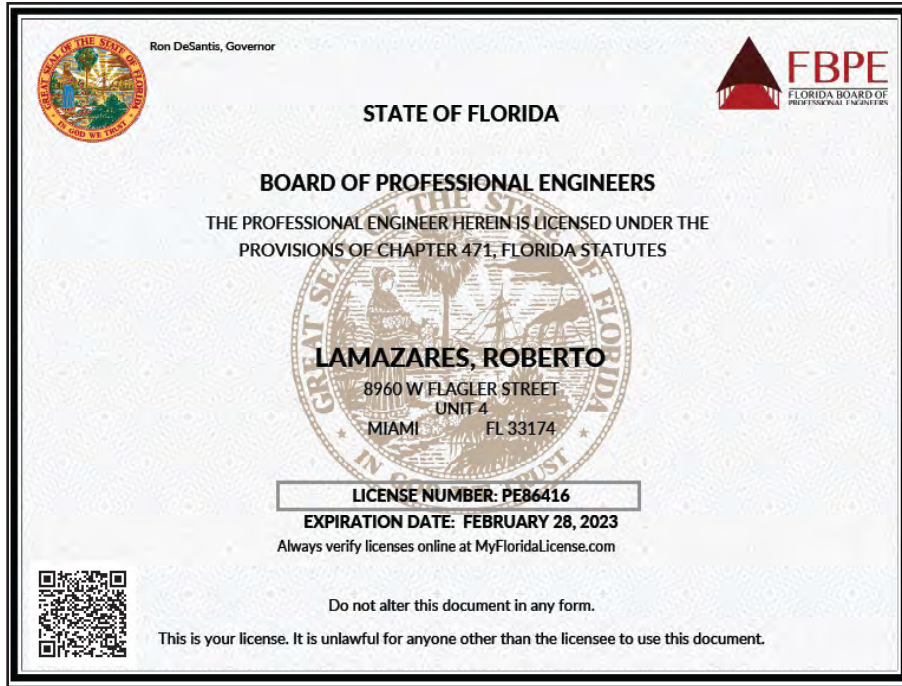
LICENSE NUMBER: PE76984
EXPIRATION DATE: FEBRUARY 28, 2023

Always verify licenses online at MyFloridaLicense.com

Do not alter this document in any form.

This is your license. It is unlawful for anyone other than the licensee to use this document.

State of Florida Professional Engineers License



Miami-Dade Local Tax Receipt

000679


Local Business Tax Receipt

Miami-Dade County, State of Florida
-THIS IS NOT A BILL - DO NOT PAY

LBT

3894145

<p>BUSINESS NAME/LOCATION A&P CONSULTING TRANSPORTATION ENGINEERS CORP 8935 NW 35TH LN STE 200 DORAL FL 33172</p>	<p>RECEIPT NO. RENEWAL 4065322</p>	<p>EXPIRES SEPTEMBER 30, 2022 Must be displayed at place of business Pursuant to County Code Chapter 8A - Art. 9 & 10</p>
--	---	---



<p>OWNER A & P CONSULTING TRANSP ENGRS CORP C/O ANTONIO G ACOSTA, PRES</p>	<p>SEC. TYPE OF BUSINESS 212 P.A./CORP/PARTNERSHIP/FIRM CA7797</p>	<p>PAYMENT RECEIVED BY TAX COLLECTOR \$99.00 08/17/2021 INT-21-364512</p>
---	---	--

Employee(s) 22

This Local Business Tax Receipt only confirms payment of the Local Business Tax. The Receipt is not a license, permit, or a certification of the holder's qualifications, to do business. Holder must comply with any governmental or nongovernmental regulatory laws and requirements which apply to the business.

The RECEIPT NO. above must be displayed on all commercial vehicles - Miami-Dade Code Sec 8a-276.

For more information, visit www.miamidade.gov/taxcollector

001218

Local Business Tax Receipt

Miami-Dade County, State of Florida
-THIS IS NOT A BILL - DO NOT PAY

LBT

4536653

<p>BUSINESS NAME/LOCATION ACOSTA ANTONIO G PE 8935 NW 35TH LN STE 200 DORAL FL 33172</p>	<p>RECEIPT NO. RENEWAL 4736253</p>	<p>EXPIRES SEPTEMBER 30, 2022 Must be displayed at place of business Pursuant to County Code Chapter 8A - Art. 9 & 10</p>
---	---	---



<p>OWNER ACOSTA ANTONIO G PE C/O A&P CONSULTING TRANSP ENGRS</p>	<p>SEC. TYPE OF BUSINESS 212 PROFESSIONAL PE40845</p>	<p>PAYMENT RECEIVED BY TAX COLLECTOR \$60.00 08/17/2021 INT-21-364512</p>
---	--	--

This Local Business Tax Receipt only confirms payment of the Local Business Tax. The Receipt is not a license, permit, or a certification of the holder's qualifications, to do business. Holder must comply with any governmental or nongovernmental regulatory laws and requirements which apply to the business.

The RECEIPT NO. above must be displayed on all commercial vehicles - Miami-Dade Code Sec 8a-276.

For more information, visit www.miamidade.gov/taxcollector

001219

Local Business Tax Receipt

Miami-Dade County, State of Florida
-THIS IS NOT A BILL - DO NOT PAY

LBT

4536687

<p>BUSINESS NAME/LOCATION GIL MERA CARLOS M PE 8935 NW 35TH LN STE 200 DORAL FL 33172</p>	<p>RECEIPT NO. RENEWAL 4736287</p>	<p>EXPIRES SEPTEMBER 30, 2022 Must be displayed at place of business Pursuant to County Code Chapter 8A - Art. 9 & 10</p>
--	---	---



<p>OWNER GIL MERA CARLOS M PE C/O A&P CONSULTING TRANSP ENGRS</p>	<p>SEC. TYPE OF BUSINESS 212 PROFESSIONAL PE43953</p>	<p>PAYMENT RECEIVED BY TAX COLLECTOR \$60.00 08/17/2021 INT-21-364512</p>
--	--	--

This Local Business Tax Receipt only confirms payment of the Local Business Tax. The Receipt is not a license, permit, or a certification of the holder's qualifications, to do business. Holder must comply with any governmental or nongovernmental regulatory laws and requirements which apply to the business.

The RECEIPT NO. above must be displayed on all commercial vehicles - Miami-Dade Code Sec 8a-276.

For more information, visit www.miamidade.gov/taxcollector

Miami-Dade Local Tax Receipt

001205

Local Business Tax Receipt

Miami-Dade County, State of Florida
-THIS IS NOT A BILL - DO NOT PAY

4518693

BUSINESS NAME/LOCATION
SIERRA EITHEL PE
8935 NW 35TH LN STE 200
DORAL FL 33172

RECEIPT NO.
RENEWAL
4717543



OWNER
SIERRA EITHEL PE
C/O A&P CONSULTING TRANSP ENGRS

SEC. TYPE OF BUSINESS
212 PROFESSIONAL
PE55401

**PAYMENT RECEIVED
BY TAX COLLECTOR**
\$60.00 08/17/2021
INT-21-364512

LBT

**EXPIRES
SEPTEMBER 30, 2022**
Must be displayed at place of business
Pursuant to County Code
Chapter 8A - Art. 9 & 10

This Local Business Tax Receipt only confirms payment of the Local Business Tax. The Receipt is not a license, permit, or a certification of the holder's qualifications, to do business. Holder must comply with any governmental or nongovernmental regulatory laws and requirements which apply to the business.

The RECEIPT NO. above must be displayed on all commercial vehicles - Miami-Dade Code Sec 8a-276.

For more information, visit www.miamidade.gov/taxcollector

001208

Local Business Tax Receipt

Miami-Dade County, State of Florida
-THIS IS NOT A BILL - DO NOT PAY

4627585

BUSINESS NAME/LOCATION
ALFONSO ARNELIO PE
8935 NW 35TH LN STE 200
DORAL FL 33172

RECEIPT NO.
RENEWAL
4831385



OWNER
ALFONSO ARNELIO PE
C/O C/O A&P CONSULTING TRANSP ENGRS

SEC. TYPE OF BUSINESS
212 PROFESSIONAL
PE52606

**PAYMENT RECEIVED
BY TAX COLLECTOR**
\$60.00 08/17/2021
INT-21-364512

LBT

**EXPIRES
SEPTEMBER 30, 2022**
Must be displayed at place of business
Pursuant to County Code
Chapter 8A - Art. 9 & 10

This Local Business Tax Receipt only confirms payment of the Local Business Tax. The Receipt is not a license, permit, or a certification of the holder's qualifications, to do business. Holder must comply with any governmental or nongovernmental regulatory laws and requirements which apply to the business.

The RECEIPT NO. above must be displayed on all commercial vehicles - Miami-Dade Code Sec 8a-276.

For more information, visit www.miamidade.gov/taxcollector

001204

Local Business Tax Receipt

Miami-Dade County, State of Florida
-THIS IS NOT A BILL - DO NOT PAY

5558250

BUSINESS NAME/LOCATION
MARTINEZ EDUARDO L PE
8935 NW 35TH LN STE 200
DORAL FL 33172

RECEIPT NO.
RENEWAL
5798500



OWNER
MARTINEZ EDUARDO L PE
C/O A&P CONSULTING TRANSP ENGRS

SEC. TYPE OF BUSINESS
212 PROFESSIONAL
PE52023

**PAYMENT RECEIVED
BY TAX COLLECTOR**
\$60.00 08/17/2021
INT-21-364512

LBT


**EXPIRES
SEPTEMBER 30, 2022**
Must be displayed at place of business
Pursuant to County Code
Chapter 8A - Art. 9 & 10

This Local Business Tax Receipt only confirms payment of the Local Business Tax. The Receipt is not a license, permit, or a certification of the holder's qualifications, to do business. Holder must comply with any governmental or nongovernmental regulatory laws and requirements which apply to the business.

The RECEIPT NO. above must be displayed on all commercial vehicles - Miami-Dade Code Sec 8a-276.

For more information, visit www.miamidade.gov/taxcollector

Project Manager's Experience



City of Fort Lauderdale

DESIGN BUILD FLAGLER VILLAGE NEW PUMPING STATION A-24

RFP No. 12673-125

Presented by
*David Mancini & Sons, Inc. In association with
A&P Consulting Transportation Engineers, Corp.*

CAM 22-0689
Exhibit # 2
Page 76 of 136

PROJECT MANAGER EXPERIENCE

The Project Manager for this contract will be Mr. David Mancini.

Mr. Mancini has more than 34 years of construction experience from Michigan to Florida, David Mancini has built David Mancini & Sons, Inc. (DMSI) into the premier underground civil contractor in South Florida. David served as President and Qualifier for his father, Richard Mancini, at Ric-Man International, Inc. from 1985-2010. Since incorporating David Mancini & Sons, Inc. in 2010, his “hands on” abilities and vast pool of knowledge have enabled DMSI to become the leader in complex pipeline construction, including Horizontal Directional Drilling (HDD). Serving as Design-Builder Manager, David Mancini has successfully completed a long list of projects within an urban environment throughout South Florida that include the installation of transmission water mains (PCCP & DIP), transmission force mains (PCCP & DIP), sanitary sewers, storm sewers, pump stations, jack and bores, micro tunnels, directional drills, roadways, sub-aqueous crossings, and neighborhood improvement projects over the past three decades. David Mancini was the Project Manager for the this project.



PROJECT MANAGEMENT APPROACH:

As Project Manager Mr. Mancini’s approach is to establish the project requirements; set the basis for controlling scope, schedule, and budget of the project tasks; and describe the principal responsibilities and authority of the project participants. Our DB Team understands the necessity of successfully completing project goals within the predetermined schedule and work program budget. Our experience working in design build projects for complex pipeline installations in the past, makes us comfortable to say that the communication lines required to establish good coordination with the City are already in place. Our Team will provide the City of Ft Lauderdale with a qualified management and technical staff, to develop a set of contract documents that will be functional, cost effective, biddable and maintainable. Mr. Mancini will use a “hands-on” Project Management approach to effectively satisfy the contract conditions. Our streamlined production-oriented team with state-of-the-art resources, allows us to complete project assignments on a record time with a high level of technical and professional qualities. Upon receipt of the notice to proceed (NTP) the DMSI Team will coordinate a kick-off meeting with the City’s Project Manager, to discuss the proposed scope of services and will go to the field to fine tune the different items included in the scope of services. This initial field review will help in defining project issues and deficiencies. One week after the field meeting, the DMSI Project Manager, Mr. David Mancini, will coordinate with the City’s Project Manager to finalize the scope. Activities included in our project management approach are: project kick-off meeting, project reporting, project coordination, permit coordination, sub-consultant coordination, budget monitoring and control and control of schedule.

SIMILAR PROJECTS THAT MR. MANCINI HAS BEEN THE PROJECT MANAGER



54-IN FM – EUCLID AVE – MIAMI BEACH, MIAMI-DADE COUNTY, FLORIDA.

Role: Project Manager.

The installation of 54" PCCP FM for the City of Miami Beach (CMB) was implemented along Euclid Avenue. The force main (FM) was a crucial component of the CMB Wastewater Transmission System to improve the quality of service in this touristic area. The project covered three different phases: Along Washington Ave from Commerce St to Commerce Ct (191 LF of 54-in PCCP, Open Cut installation); Along 11th St from Meridian Ave to Meridian Ct (405 LF of 54-in PCCP, Open Cut installation); Along Euclid Ave from 11th St to Commerce Ct. (4,450 LF of 54-in HDPE, Horizontal Directional Drill (HDD) installation).

The project's expedited schedule was met both in the design and

construction phase. A well-executed design and close coordination with the contractor allowed construction to take place within a week's time with no major setbacks.

PORT OF MIAMI – 42" WATER MAIN – 30" HORIZONTAL DIRECTIONAL DRILLING – 12" HORIZONTAL DIRECTIONAL DRILLING, MIAMI, FLORIDA.

Role: Project Manager.

The project consists of furnishing and installing approximately 9,740 LF of 42-inch DIP and fittings; 42-inch mechanical joint resilient seated wedge gate valve; Venturi meter, including valve and fittings, manhole frame and cover, valve box quick disconnect and concrete support slab; making an inline connection to a proposed 36-inch water main at Biscayne Boulevard; approximately 260 LF of micro tunneling under existing FEC railroad right-of-way, with steel casing, drill shafts, and proposed area of construction; approximately 4,000 LF of twin 30-inch HDPE Water Main & 4,000 LF of twin 12-inch HDPE Force Main horizontal directional drilling subaqueous channel crossing along Biscayne Bay from Bayside to Port of Miami.



RICKENBACKER CAUSEWAY 20" WATER MAIN VIA HDD, MIAMI-DADE COUNTY, FLORIDA.

Role: Project Manager.

Project entailed the installation of approximate 4,000 LF of 20" Water Main (HDPE) along the South side of the Old Rickenbacker Bridge via Horizontal Directional Drill (HDD) for Miami-Dade Water and Sewer Dept. Scope of Services Provided: Design of the HDD was provided and all construction services related to furnishing and installing all pipe and fittings, fusing and testing the HDPE, installation via HDD, and all connections. The removal of the existing 12" water main pipe from under the old bridge was also performed.

MR. MANCINI WILL BE COMMITTED FOR THE DURATION OF THE PROJECT.



Example Projects

A&P Consulting Transportation Engineers, Corp.

City of Fort Lauderdale

DESIGN BUILD FLAGLER VILLAGE NEW PUMPING STATION A-24

RFP No. 12673-125

Presented by
David Mancini & Sons, Inc. In association with
A&P Consulting Transportation Engineers, Corp.

CAM 22-0689
Exhibit # 2
Page 79 of 136

UPGRADE OF SEWAGE PUMP STATION 001



PROJECT LOCATION

Existing Pump Station 001 located at 1051 Jefferson Ave, Miami Beach, FL 33139

PROJECT RELEVANCE / BENEFIT TO THIS PROJECT

This project consisted of the upgrade of the existing Pump Station 001 in part due to excessive infiltration and inflow. An in-depth analysis was conducted and a report along with calculations and design plans prepared to demonstrate the upgrade of the pump station which included four pumps with a peak flow of 8600 gpm at 65 feet TDH. The pump station upgrade included wet well refurbishments, new flow meters, sluice gates, an innovative odor control system, and various upgrades to the gravity sewer system and force main discharge.



◆ UPGRADE OF SEWAGE PUMP STATION 001

OWNER

Miami-Dade Water and Sewer Department, Miami, Florida

KEY PERSONNEL

Arnelio Alfonso, P.E. (Project Manager), Tania Fernandez. (Project Engineer) Eduardo Martinez, P.E. (Electrical Engineer), Osmany Alfonso, P.E. (Structural Engineer)

START & COMPLETION DATES

2016 - 2018

SERVICES PROVIDED

Planning, Professional Engineering Design, Specifications, Permitting, Post Design

UPGRADE OF SEWAGE PUMP STATION 0021



PROJECT LOCATION

Existing Pump Station 0021 located at 720 Island Road, Miami, FL 33137

PROJECT RELEVANCE / BENEFIT TO THIS PROJECT

This project consisted of the upgrade of the existing lift station 0021 in order to reduce pump run times and bring it into compliance with peak flow and Consent Decree requirements. The upgrades included a new 8' I.D. wet well, a new valve vault with 8-inch piping, a new access driveway, three new sanitary sewer manholes, and various improvements to the gravity sewer system along with the rehabilitation of an existing subaqueous sewer line.

The upgraded pump station 0021 was designed for an ultimate peak flow of 750 GPM and the selected pumps to deliver the peak flow were two submersible Flygt, model NP 3153 HT-464 with 253 mm impeller, 15 horsepower, 1775 rpm motors. These pumps were designed to operate alternatively; were one pump would deliver peak flow against peak pressures and the other would serve as a spare.

The electrical scope of work consisted of providing a new lateral service, power meter, main disconnect safety switch with fuses, and a control panel including a main, emergency circuit breaker and emergency receptacle for emergency generator, and a pump motor connection box.



◆ UPGRADE OF SEWAGE PUMP STATION 0021

OWNER

Miami-Dade Water and Sewer Department, Miami, Florida

KEY PERSONNEL

Arnelio Alfonso, P.E. (Project Manager), Tania Fernandez. (Project Engineer), Julian Gomez, E.I. (Project Engineer), Eduardo Martinez, P.E. (Electrical Engineer)

START & COMPLETION DATES

2018 - 2020

SERVICES PROVIDED

Planning, Professional Engineering Design, Specifications, Permitting, Post Design

UPGRADE OF SEWAGE PUMP STATION 0198



PROJECT LOCATION

Existing Pump Station 0198 located at 6991 NW 84th Ave, Miami, FL 33166

PROJECT RELEVANCE / BENEFIT TO THIS PROJECT

This project consisted of the upgrade of the existing Pump Station 0198 in part due to excessive infiltration and inflow, as well as the fact that it has exceeded the 10-hour NAPOT criteria. The existing pumps did not have enough head to pump the peak flow at peak pressure. The upgrades included the installation of a new 10'x121 wet well, new above-ground valves on top of a concrete slab, an 8-inch discharge force main, and the construction of new emergency discharge connection.

The upgraded Pump Station 0198 was designed to be converted into a triplex pump station where two pumps would be handling 810 gpm at 147 feet TDH, with a third pump as a spare. The selected pumps to deliver the peak flow were two submersible Flygt, model NP 3202 HT3~468 with 316 mm impeller, 34 horsepower, 1760 rpm motors. The electrical scope of work consisted of updating the existing electrical service to 277/480V, 4W, 3 phase. Installation of a new service feeder, power meter, main disconnect safety switch with fuses, control panel with main, emergency circuit breaker, pump motor connection and control junction boxes, wiring, raceway, and grounding system. The existing SCADA RTU panel was also relocated.



This project was completed on schedule and met all of the client's expectations.

◆ UPGRADE OF SEWAGE PUMP STATION 0198

OWNER

Miami-Dade Water and Sewer Department, Miami, Florida

KEY PERSONNEL

Arnelio Alfonso, P.E. (Project Manager), Tania Fernandez. (Project Engineer), Julian Gomez, E.I. (Project Engineer), Eduardo Martinez, P.E. (Electrical Engineer)

START & COMPLETION DATES

2018 - 2020

SERVICES PROVIDED

Planning, Professional Engineering Design, Specifications, Permitting, Post Design

UPGRADE OF SEWAGE PUMP STATION 0300



PROJECT LOCATION

Existing Booster Station 0300 located at 12700 NW 30th Ave, Opa-Locka, FL 33054

PROJECT RELEVANCE / BENEFIT TO THIS PROJECT



This project consisted of the rehabilitation and upgrade of Pump Station 0300, an important booster facility that suffered a catastrophic disaster when a dresser coupling failed and flooded the station. APCTE was selected to create a BODR and design the upgrade of the pump station which includes five 600 HP pumps, operating in a flow range of 7,000 to 31,000 gpm, which collect sewage from a 72-inch influent pipe and discharge into a common header that joins a 48-inch force main. APCTE performed several analyses of the existing conditions including hydraulic, mechanical, electrical, structural, and architectural to determine the various possibilities and implement the most practical and cost-effective solution.



This pump station included not just an in-depth, multi-disciplinary analysis, but was designed in close coordination with both Miami-Dade Water and Sewer's Department Planning and Operations department to ensure that all proposed upgrades/additions were practical and feasible from a construction and operation point of view. An example of this included the coordination for an annex building added to house the electrical and control equipment which

was tailored specifically to the MDWASD's Operations department's preferences.

APCTE assessed a great deal of existing information including hydrographs, historical hydraulic data, piping configurations, etc., to determine the best hydraulic solution. It was determined that through the use of different sized pumps and a combination of operating parameters which would be implemented through automatization, not only would the efficiency of the pump station be increased, but the possibility of another accident due to surges in water pressure and improper operation would be drastically reduced.

◆ UPGRADE OF SEWAGE PUMP STATION 0300

OWNER

Miami-Dade Water and Sewer Department, Miami, Florida

KEY PERSONNEL

Arnelio Alfonso, P.E. (Project Manager), Tania Fernandez. (Project Engineer), Julian Gomez, E.I. (Project Engineer), Eduardo Martinez, P.E. (Electrical Engineer), Osmany Alfonso, P.E. (Structural Engineer)

START & COMPLETION DATES

2019 - Ongoing

SERVICES PROVIDED

Basis of Design, Planning, Professional Engineering Design, Specifications

UPGRADE OF SEWAGE PUMP STATION 0542



PROJECT LOCATION

Existing Pump Station 0542 located at 10385 SW 142nd Ave, Miami, FL 33186


PROJECT RELEVANCE / BENEFIT TO THIS PROJECT

This project consisted of the upgrade of the existing Pump Station 0542 due to the existing pumps not having the sufficient head capacity to pump the peak flow at peak pressure. The upgrades included a new 8' I.D. wet well with 8-inch internal piping, a new valve vault with 8-inch piping, and various force main upgrades.

The upgraded Pump Station 0542 was designed for an ultimate peak flow of 780 GPM and the selected pumps to deliver the peak flow were two submersible Flygt, model NP 3202 HT 3-462 with 278 mm impeller, 45 horsepower, 1,775 rpm motors. These pumps were designed to operate alternatively; were one pump would deliver peak flow against peak pressures and the other would serve as a spare.

The electrical scope of work consisted of providing a new lateral service, power meter, main disconnect safety switch with fuses, and a control panel including a main, emergency circuit breaker and emergency receptacle for emergency generator, and a pump motor connection box.

The footprint of this existing station was much smaller than usual for a station of this type. APCTE ensured that the design would appropriately and efficiently use the available space for a comprehensive design.



◆ UPGRADE OF SEWAGE PUMP STATION 0542

OWNER

Miami-Dade Water and Sewer Department, Miami, Florida

KEY PERSONNEL

Arnelio Alfonso, P.E. (Project Manager), Tania Fernandez. (Project Engineer), Julian Gomez, E.I. (Project Engineer), Eduardo Martinez, P.E. (Project Manager), Osmany Alfonso, P.E. (Project Manager)

START & COMPLETION DATES

2017 - 2019

SERVICES PROVIDED

Planning, Professional Engineering Design, Specifications, Permitting, Post Design

UPGRADE OF SEWAGE PUMP STATION 0742



PROJECT LOCATION

Existing Pump Station 0742 located at 10682 SW 146th St, Miami, FL 33176

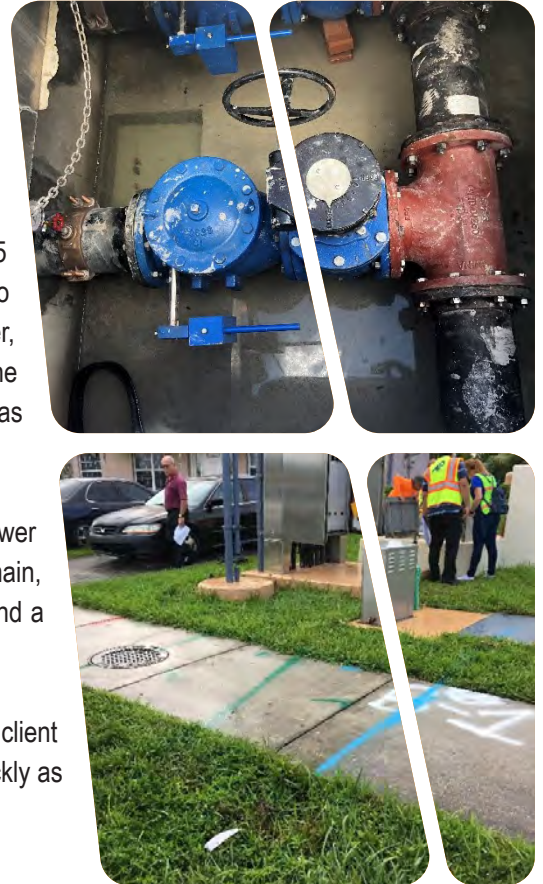
PROJECT RELEVANCE / BENEFIT TO THIS PROJECT

This project consisted of the upgrade of the existing lift station 0742 in order to reduce pump run times and bring it into compliance with peak flow and Consent Decree requirements. The upgrades included a new 8' I.D. wet well, a new valve vault with 8-inch piping, and various force main improvements from pump station to point of connection.

The upgraded pump station 0742 was designed for an ultimate peak flow of 585 GPM at 133 feet TDH and the selected pumps to deliver the peak flow were two submersible Flygt, model CP 3201 HT 3-452 with 331 mm impeller, 47 horsepower, 1760 rpm motors. These pumps were designed to operate alternatively; were one pump would deliver peak flow against peak pressures and the other would serve as a spare.

The electrical scope of work consisted of installation of a new service feeder, power meter, main disconnect safety switch with fuses, and a control panel including a main, emergency circuit breaker and emergency receptacle for emergency generator, and a pump motor connection box.

This project was completed on schedule as APCTE worked closely alongside the client and contractor to mitigate any potential issues in the field and answer RFIs as quickly as possible.



◆ UPGRADE OF SEWAGE PUMP STATION 0742

OWNER

Miami-Dade Water and Sewer Department, Miami, Florida

KEY PERSONNEL

Arnelio Alfonso, P.E. (Project Manager), Tania Fernandez. (Project Engineer), Julian Gomez, E.I. (Project Engineer), Eduardo Martinez, P.E. (Electrical Engineer)

START & COMPLETION DATES

2016 - 2019

SERVICES PROVIDED

Planning, Professional Engineering Design, Specifications, Permitting, Post Design

UPGRADE OF SEWAGE PUMP STATION 0860



PROJECT LOCATION

Existing Pump Station 0860 located at 8650 SW 142nd Ave, Miami, FL 33186

PROJECT RELEVANCE / BENEFIT TO



This project consisted of the upgrade of the existing Pump Station 0860 due to the current pumps not having enough head to pump the peak flow at peak pressure. The upgrades included a new 8'x8' I.D. square wet well, a new valve vault with 10-inch piping, and various force main improvements from pump station to point of connection.

The upgraded pump station 0860 was designed for an ultimate peak flow of 940 GPM at 108 feet TDH and the selected pumps to deliver the peak flow were two submersible Flygt, model NP 3202 HT3~468 with 316 mm impeller, 47 horsepower, 1775 rpm motors. These pumps were designed to operate alternatively; were one pump would deliver peak flow against peak pressures and the other would serve as a spare.



The electrical scope of work consisted of updating the existing electrical service to 277/480V, 4W, 3 phase. Installation of a new lateral service, power meter, main disconnect safety switch with fuses, control panel with main, emergency circuit breaker, pump motor connection and control junction boxes, wiring, raceway, and grounding system.

This project was completed on schedule and met all of the client's expectations.

◆ UPGRADE OF SEWAGE PUMP STATION 0860

OWNER

Miami-Dade Water and Sewer Department, Miami, Florida

KEY PERSONNEL

Arnelio Alfonso, P.E. (Project Manager), Tania Fernandez. (Project Engineer), Julian Gomez, E.I. (Project Engineer), Eduardo Martinez, P.E. (Electrical Engineer)

START & COMPLETION DATES

2014 - 2017

SERVICES PROVIDED

Planning, Professional Engineering Design, Specifications, Permitting, Post Design

HDD OF 20" HDPE FM AT MIAMI INTERNATIONAL AIRPORT



PROJECT LOCATION

Miami International Airport / NW 21st Street, Miami-Dade County, Florida

PROJECT RELEVANCE / BENEFIT TO THIS PROJECT

The main transmission line at Miami International Airport was a 20" cast iron force main (FM); running along NW 21 Street. The FM was a crucial component of the MDWASD Wastewater Transmission system, as it received the majority of the flows from the MIA sanitary sewer collection system. Due to various factors, the most important of which was age, the force main failed, causing sewage overflows in and around MIA. The nature of the project required an emergency response with

an expedited schedule. It was decided by MDWASD and MIA that a trenchless option would be used to install the new force main; thereby mitigating the risk of complications and prolonged down-time. The scope of services for this project included the design and construction of 800 LF of 20" HDPE force main by horizontal directional drilling (HDD).

The purpose of the project was to replace a failed section of an existing force main, servicing the Miami International Airport (MIA).

The project was vastly complex, requiring extensive coordination to ensure proper alignment, radius of curvature, and entrance/exist angles that would allow the minimum clearance between existing utilities. Additional coordination was required to facilitate a clear path for the directional drilling below Ramps K, I, and L that service the Miami Intermodal Center. The project required constant communication with the contractor, as the team worked around the clock to deliver the project within the tight schedule. The project's expedited schedule was met; both in the design and construction phase. A well executed design and close coordination with the emergency operation contractor allowed construction to take place within a week's time, with no major setbacks. The design started on January 25, 2010 and completed in a week. By February 15th, 2010 the new line was already in service. Arnelio Alfonso, P.E. (APCTE) was the project manager of the project; overseeing all facets of design and construction.



This D/B project was a collaboration between APCTE and DMSI.

◆ HDD OF 20" HDPE FM AT MIAMI INTERNATIONAL AIRPORT

OWNER

Miami-Dade Water and Sewer Department, Miami, Florida

KEY PERSONNEL

Carlos Gil-Mera, P.E. (Principal-in-Charge), Arnelio Alfonso, P.E. (Project Manager), Erik Sibila, P.E. (Engineer), Tania Fernandez (Engineer), Vivian Martinez (Engineer)

START & COMPLETION DATES

Jan. 2010—Feb. 2010

SERVICES PROVIDED

Services: Planning, Design, Specifications, Contract Development, Permitting, & Post Design; Material: HDPE; Installation: Aerial Crossing; Purpose: Wastewater transmission

INSTALLATION OF A 54" HDPE/PCCP FORCE MAIN AT MIAMI BEACH



Page 1/2

PROJECT RELEVANCE / BENEFIT TO THIS PROJECT

5,300 LF of Ductile Iron (DI) pipeline design ranging in The project has three phases:

Phase I - Along Washington Avenue from Commerce Street to Commerce Court

Phase II - Along 11th Street from Meridian Avenue to Meridian Court

Phase III - Along Euclid Avenue from 11th Street to Washington Avenue and along Washington Avenue from Euclid Avenue to Commerce Court.



SCOPE OF WORK

The installation of a 54" PCCP FM for the City of Miami Beach serves as the marquee project in our roster exhibiting our Team's commitment to ensure that all our clients concerns are met.

A proposed 54" redundant force main was implemented along Euclid Avenue in the City of Miami Beach. The force main (FM) was a crucial component of the City of Miami Beach to improve the quality of service in this touristic area. The project covered three different phases:

- Phase I was the installation of a 54" PCCP force main running along Washington Ave from Commerce St to Commerce Ct. The scope of services for this phase of the project included the design and construction of approximately 191 LF of 54" PCCP force main by open cut installation.
- Phase II started with the installation of 30" ductile iron (DI) force main at the intersection of 11th St and Meridian Ct. Then a proposed 36" DI and a 54" PCCP force mains were installed along 11th St up to Meridian Avenue where it connected to the third phase. Additionally, there was a 24" FM connecting to pump station #1. As part of the scope of work, this section included the design and construction of 405 LF of different sizes of force mains. The installation of this section of the project was implemented with the open cut method.



- Phase III was the connection of the first and second phase. This phase installed a 54" HDPE force main along Euclid Avenue from 11th Street to Washington Avenue and along Washington Avenue from Euclid Avenue to Commerce Court. The scope of services for this section of the project included the design and construction of around 4,450 LF of 54" HDPE force main installed by Horizontal Directional Drilling (HDD). A connection to Pump Station #31 was included in this phase.

The project was vastly complex, requiring additional coordination to

INSTALLATION OF A 54" HDPE/PCCP FORCE MAIN AT MIAMI BEACH



Page 2/2

PROJECT RELEVANCE / BENEFIT TO THIS PROJECT

facilitate a clear path for the directional drilling along Euclid Avenue. The project required constant communication with the contractor, as the team worked around the clock to deliver the project within the tight schedule. The project's expedited design schedule was met, with no major setbacks. Arnelio Alfonso, P.E. (APCTE) served as project manager of the project; overseeing all facets of design and construction.

This D/B project was a collaboration between APCTE and DMSI. Some of the accolades that this project has received are shown below.



Florida Institute of Consulting Engineer Honor Award. For the Design-Build of a 54-inch Redundant Force Main Utilizing Horizontal Directional Drill (HDD). Client: City of Miami Beach. Category I: Special Projects



American Council of Engineering Companies. 2017 Engineering Excellence Awards. For Design-Build of a 54 inch Redundant Force Main Utilizing Horizontal Directional Drill.



Florida Engineering Society. Outstanding Technical Achievement, for Design-Build of a 54-inch Redundant Force Main Utilizing Horizontal Directional Drill (HDD), Miami Beach, FL.



American Association of Civil Engineers (ASCE) 2017-2018 Award: Project of the Year | Category I, for Outstanding Engineering Achievement on **11st. Infrastructure and ROW Improvements**

American Association of Civil Engineers (ASCE) 2016-2017 Award: Project of the Year, for Outstanding Engineering Achievement on **54" Direction Drill** for City of Miami Beach, Florida



Cuban-American Association of Civil Engineers (C-AACE) 2017 Awards Hereby Presents the 2017 Project of the Year, Category II, for the 54 Inches HDD Redundant Force Main, Miami Beach, Florida.

◆ INSTALLATION OF A 54" HDPE/PCCP FORCE MAIN AT MIAMI BEACH

OWNER

City of Miami Beach

KEY PERSONNEL

Carlos Gil-Mera, P.E. (Principal-in-Charge), Arnelio Alfonso, P.E. (Project Manager), Vivian Martinez (Project Engineer), Tania Fernandez (Project Engineer)

START & COMPLETION DATES

Nov. 2015 - Feb. 2016 (Design) | Feb. 2016 - Oct. 2016

SERVICES PROVIDED

All facets of Professional Engineering Design, Permitting & Construction Management services.

48-INCH P.C.C.P. FORCE MAIN ALONG NORTH MIAMI AVENUE



Page 1/2

PROJECT RELEVANCE / BENEFIT TO THIS PROJECT

This project was done via the DESIGN-BUILDER method and it was to provide engineering, design, survey, technical specifications, permitting and inspection to support the construction, installation, testing and commissioning activities associated with the construction of 48-inch P.C.C.P. Sewer Force Main, 12-inch D.I. water main and 24-inch pipe for stormwater drainage and ancillary facilities as described below. The DESIGN-BUILDER also had to comply with all other required construction methods for this work, including those to minimize noise, dust and other impacts to surrounding residential neighborhoods. The design and construction services rendered by the Team resulted in a complete, functional and operable piping Project with a standard design life. The project Scope of Work includes the following:



12-INCH WATER MAIN: The installation of approximately 5,600 linear feet of 12-inch D.I. WM along N. Miami Ave., from NW 14th Street to NW 29th Street. This proposed pipe will replace an undersized existing 6-inch water main, which will be abandoned in place. The scope of work also includes reconnections to existing fire hydrants, water meters and to existing water mains at all intersections. Additionally, the Design-Builder shall design and construct all ancillary piping, tapping, tie-in connections, and any required temporary bypass connections to facilitate successful construction and commissioning of the new 12-inch D.I. WM without any interruption of service to existing customers. Work also includes permanent pavement restoration, full-width milling and resurfacing for lanes impacted by the construction, and replacement of pavement markings. Maintenance of Traffic (MOT) plans will also be implemented, including utilization of off-duty police for traffic control as required.



48-INCH P.C.C.P. FORCE MAIN ALONG NORTH MIAMI AVENUE



Page 2/2

DRAINAGE IMPROVEMENTS: The work to be performed for the drainage portion of this project consists of providing a 24-in exfiltration trench (French Drain) stormwater collection system along N. Miami Ave. between NW 19th Street and NW 22nd Street. Curb inlets on both sides of N. Miami Ave., and within the stated project limits, will collect and store stormwater runoff, and carry it toward the French Drain system so that it dissipates into the subsurface. The proposed self-contained drainage system will replace and augment the existing drainage system consisting of curb inlets, manholes and solid pipe that carry stormwater eastward toward Biscayne Bay.

Additionally, design and construct all ancillary piping, tapping, temporary bypass and tie-in connections to facilitate successful construction and commissioning of the new 48-inch P.C.C.P. sewer force main and the new 12-inch water main without any interruption of service to the existing M-D WASD'S customers.



48-INCH P.C.C.P. FORCE MAIN ALONG NORTH MIAMI AVE.

OWNER

Miami-Dade Water and Sewer Department (WASD)

KEY PERSONNEL

Arnelio Alfonso, PE., Ivonne Planas, PE., Lazaro Ferrero, P.E.,
Tania Fernandez, Alejandro Leon, PE., Eithel M. Sierra, PE.,
Angela Baron, PE.

START & COMPLETION DATES

Nov. 2016 - July 2019

PROPOSED 3,000 LF OF 48-IN F.M., ALONG MILAN DAIRY RD



PROJECT RELEVANCE / BENEFIT TO THIS PROJECT



- Design-Build experience
- 3,000 LF of Concrete pressure pipeline design ranging in size from 42" to 54"
- Expedited schedule with emergency response
- Open-cut installation
- Installation crossing roadways
- Maintenance of traffic
- Management of utility conflicts
- Public outreach



CHALLENGES OVERCOME

- The Water & Sewer Improvements along Milan Dairy Road was part of the SR826/ SR836 Interchange Project
- Due to the adjacent project, approximately 3,000 LF of 16-inch W.M and 3,000 of 48-inch FM were required to be relocated.
- This project was intrinsically complex, requiring extensive coordination with the adjacent construction and extensive post design services.
- Unique expertise in the design of concrete pressure pipes was required for this project, due to the material used for the 48-inch force main.

◆ PROPOSED 3,000 LF OF 48-IN F.M., ALONG MILAN DAIRY RD

OWNER

Miami-Dade Water and Sewer Department, Miami, Florida

KEY PERSONNEL

Carlos Gil-Mera, P.E. (Principal-in-Charge), Arnelio Alfonso, P.E. (Project Manager), Lazaro Ferrero, P.E. (Project Engineer), Erik Sibila, P.E. (Engineer), Tania Fernandez (Engineer), Vivian Martinez (Engineer)

START & COMPLETION DATES

Feb. 2007—Mar 2008 (Design) | July 2009—11/2014(Const.)

SERVICES PROVIDED

Planning, Design, Specifications, Contract Development, Permitting, & Post Design; Material: Ductile Iron; Installation: Open Cut; Purpose: Major (Designed, Constructed, & Operating) Wastewater Transmission Pipeline

M-D WASD, GOVERNMENT CUT UTILITY RELOCATION DESIGN-BUILD PROJECT



PROJECT LOCATION

Port of Miami, Florida

PROJECT RELEVANCE / BENEFIT TO THIS PROJECT

To prepare for the proposed Port of Miami Federal Navigational Dredging Project, which will deepen and widen harbors and channels in Biscayne Bay, the Miami-Dade Water and Sewer Department (MDWASD) undertook a project to replace two utility mains. The first was an existing 20-inch-diameter water main under Fisherman’s Channel between the Port of Miami on Dodge Island and Fisher Island, while the second was an existing 54-inch sewer force main under Government Cut between Fisher Island and Miami Beach. A&P Consulting Transportation Engineers, Corp. was part of the construction management team led by Parsons Brinckerhoff Engineering Services. APCTE provided Plan Review, QA/QC, permitting coordination and construction management services for the Design-Build Project.

The 20-inch-water-main was successfully replaced in October 2011 with a new 1,580-foot-long, 24-inch-diameter, high-density polyethylene water line that was installed beneath Fisherman’s Channel using horizontal directional drilling (HDD). To replace the 54-inch-sewer-main, microtunneling was selected as the preferred tunneling construction method. The installation of a 72-inch-diameter casing to house the 60-inch replacement-force main fiberglass pipe was completed in two drives via a shaft in the water between Fisher Island and Miami Beach. The 1,178-foot long microtunneling drive was completed in March 2013 and the 689-foot long drive was completed in May 2013. For a total of 1,867 LF of 60-inch fiberglass pipe.

The microtunneled portion of the project also included three secant pile jacking and receiving shafts, 100 feet deep. This project has been locally and nationally recognized as a model for procuring pipeline trenchless installations using a Design-Build alternative method.

◆ M-D WASD, Government Cut Utility Relocation Design-Build Project

OWNER

Miami-Dade Water and Sewer Department, Miami, Florida

KEY PERSONNEL

Arnelio Alfonso, P.E. (Plan Review, QA/QC & Permit Coordinator), Erik Sibila, P.E. (Project Engineer), Anaily Perez-Garcia, P.E. (Permit Coordinator)

START & COMPLETION DATES

Apr. 2008 - Nov. 2013 (Design) | Apr. 2011—Nov. 2013(Const.)

SERVICES PROVIDED

Plan Review, Permit Coordination, QA/QC and Construction Management.

SR 5 (ROOSEVELT BLVD.) WATER & SEWER IMPROVEMENTS




PROJECT LOCATION

SR 5 (Roosevelt Blvd.) from Georgia St. to 14th St., City of Key West, Florida.

PROJECT RELEVANCE / BENEFIT TO THIS PROJECT

This Project consisted of the installation of 29,000 LF of WM (PVC & DI) and 10,000 LF 24" PVC (C-905) force main along SR 5 (North Roosevelt Boulevard) from Georgia St. to 14th St., in Monroe County, Florida. The project was a joint participation agreement (JPA) between FDOT and the City of Key West. The scope of work for the project included a transmission and distribution water main along SR-5 (Roosevelt Blvd.). Both PVC and ductile iron were used for the transmission and distribution mains. The Transmission main was an 18" PVC (C-905) WM over 14,000 LF in length with a 1,000 LF section of ductile iron. The distribution main was approximately 15,000 LF in length. The project included a special connection of the new 24" force main to the existing 16" force main. The connection was done at the intersection of Truman Ave and Georgia Street. Due to the amount of utilities in the area, bends and deflection were required to cross along Eisenhower Dr. Another challenging crossing was the 2-60" cross drains, just north of Jose Marti Dr. The project also included an aerial crossing along Salt Run Bridge (FDOT Bridge No. 900128) of the Salt Run Channel with 220 LF of steel pipe for the 24-in force main. Since shutting down the existing 16" force main attached to the bridge was not feasible, a temporary by-pass was designed. The by-pass was based on a 12" PVC pipe located on top of the existing bridge. The project included reconnection to all existing force mains and lift stations that were discharging into the existing 16" force main.



The Maintenance of Traffic (MOT) was a very important element of the design of this project due to the heavy traffic along of North Roosevelt Blvd., a major arterial road in the City of Key West. The MOT was also coordinated with the reconstruction of the road. The construction was completed in 2014. APCTE was the engineer of record for this project; providing, planning, design, and post-design services. Arnelio Alfonso, P.E. (APCTE) was the project manager of the project; overseeing all facets of design and post design services.

◆ SR 5 (ROOSEVELT BLVD.) WATER & SEWER IMPROVEMENTS

OWNER

City of Key West

KEY PERSONNEL

Antonio Acosta, P.E. (Principal-in-Charge), Arnelio Alfonso, P.E. (Project Manager), Lazaro Ferrero, P.E. (Water Resources Engineer), Erik Sibila, P.E. (Project Eng.)


START & COMPLETION DATES

Aug. 2009 - Apr. 2011 (Design) | Aug. 2012 - Aug. 2014 (Const.)

SERVICES PROVIDED

All facets of Professional Engineering Design & Post Design Services

36" WATER MAIN ALONG N.W. 87TH AVE.



PROJECT LOCATION

NW 87th Ave. from NW South River Dr. to NW 122nd St., Miami-Dade County, Florida

PROJECT RELEVANCE / BENEFIT TO THIS PROJECT

The project includes the installation of a 36" Transmission Water Main (WM) along NW 87th Ave. from NW South River Drive to NE 122nd Street. This project is a prime example of our Teams experience with large diameter pipelines and the use of trenchless technologies. The proposed 36" Transmission Water Main will service a section of the Town of Medley, City of Hialeah Gardens and City of Hialeah. The Scope of Work for this



project consisted of the design of over 7,300 LF of 36" Ductile Iron Transmission WM and included two canal crossings:

Subaqueous Canal Crossing of the C-6 (Miami River) Canal, which was designed to be performed by trenchless technology (Micro-tunneling), with a 54" Casing Pipe. This crossing will also cover the area of Okeechobee Road.

Subaqueous canal crossing of the C-7 Canal, which was designed to be done by Open-Cut installation.

The project included the design of special maintenance of traffic (MOT) for the installation of the proposed 36" Transmission Water Main along this important corridor. Permits were obtained from FDOT, Town of Medley, City Hialeah Gardens and City of Hialeah. As the engineer of record APCTE was required to provide planning, design (plans and specifications), contract development and permitting services. The project required a team with an intimate knowledge of the permitting procedures, as there were various entities that had jurisdiction over the corridor. By leveraging our existing relationships, APCTE was able to secure all required permits and ensure that all project stakeholder concerns were addressed. The project was designed complete and it is currently in the procurement process.

◆ 36" WATER MAIN ALONG NW 87TH AVE

OWNER

Miami-Dade Water and Sewer Department, Miami, Florida

KEY PERSONNEL

Carlos Gil-Mera, P.E. (Principal-in-Charge), Arnelio Alfonso, P.E. (Project Manager), Tania Fernandez. (Project Engineer), Vivian Martinez (Project Engineer)

START & COMPLETION DATES

Nov. 2012 - Feb. 2014 (Design)

SERVICES PROVIDED

All facets of Professional Engineering Design & Construction Management services

N.W. 25TH ST. (EAST) WATER & SEWER IMPROVEMENTS



PROJECT LOCATION

NW 25th Street from SR 826 to NW 72nd Ave., Miami-Dade County, Florida

PROJECT RELEVANCE / BENEFIT TO THIS PROJECT

The NW 25th St. (East) Water & Sewer Improvements included the design and preparation of construction documents (plans and specifications) as part of a JPA between FDOT and M-D WASD. The scope of work for this project included the design of a 16" D.I. WM and an 8" D.I. gravity sewer. Due to its location, the project was complex and required a comprehensive community awareness plan.



The design of the potable water distribution main was crucial component of the project. It included a 30" micro-tunnel under the F.E.C. right-of-way and a canal crossing. One of the most important portions of the water main design was the upsizing of the existing 8" water main along NW 25 St. with approximately 2500 LF of 16" DIP water main. Additional scope included the design of 700 LF of 8" D.I. gravity sewer, which required an alignment relocation during the construction of the project.



APCTE was the engineer of record for this project; providing, planning, design, and engineering construction management services. Arnelio Alfonso, P.E. (APCTE) was the project manager of the project; overseeing all facets of design and post design services. Nelson Perez, P.E. (APCTE) was the senior project engineer providing construction management services.

◆ N.W. 25TH ST. (EAST) WATER & SEWER IMPROVEMENTS

OWNER

Miami-Dade Water and Sewer Department, Miami, Florida

KEY PERSONNEL

Antonio Acosta, P.E. (Principal-in-Charge), Arnelio Alfonso, P.E. (Project Manager), Lazaro Ferrero, P.E. (Senior Engineer), Erik Sibila, P.E. (Project Engineer)


START & COMPLETION DATES

Jan. 2005—Feb. 2006 (Design) | Jul. 2007 - Nov. 2009 (Const.)

SERVICES PROVIDED

All facets of Professional Engineering Design & Construction Management services

Project Methodology and Approach



City of Fort Lauderdale

DESIGN BUILD FLAGLER VILLAGE NEW PUMPING STATION A-24

RFP No. 12673-125

Presented by
*David Mancini & Sons, Inc. In association with
A&P Consulting Transportation Engineers, Corp.*

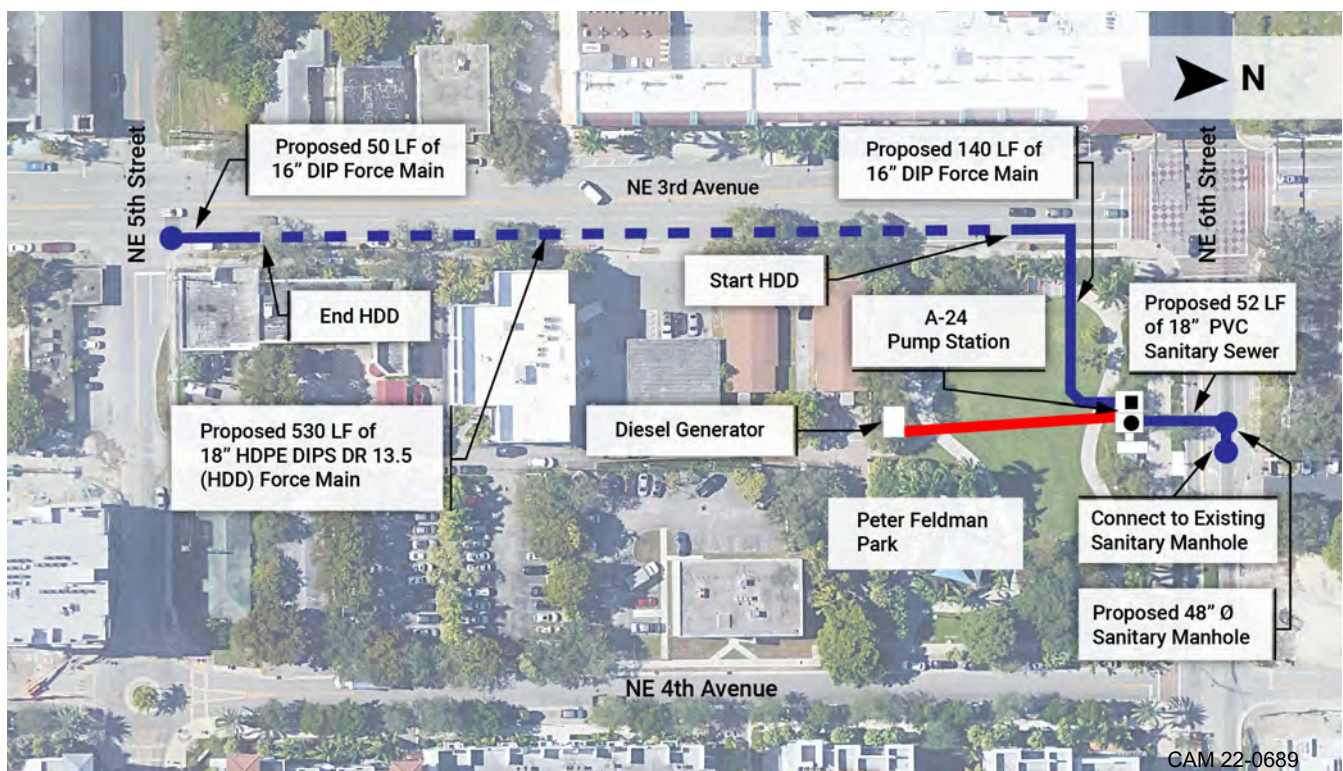
CAM 22-0689
Exhibit # 2
Page 97 of 136

PROJECT METHODOLOGY AND APPROACH

UNDERSTANDING THE PROJECT

The DMSI/A&P team strives to ensure that all of the City of Fort Lauderdale's needs are met throughout the course of this project. A&P recognizes that it is critical for the City that Pump Station A-24 and all the associated sanitary sewer and force main relocations/upgrades in this project be completed in an expedited manner due to the urgent nature of the condition of the existing Pump Station A-21, which has reached its maximum capacity and requires that a portion of the flow from PS A-21 be diverted to regain sewage efficiency, while concomitantly producing a design that considers future growth and development so that the City is provided with pump station infrastructure that boasts a long life expectancy and relieves the City of any responsibility to revisit the conditions of this station in the near future.

Upon studying all available materials for this project and conducting a field visit to observe and record field conditions, A&P recognizes that it is important that a proactive and diligent design approach that simultaneously considers aspects of construction such as possible conflicts, maintenance of traffic, disturbance to adjacent property owners, and generally constructability, be applied to ensure that there are no unnecessary delays derived from incongruence between the DB firm's design and the City's intent. This will be critical for meeting both time and budget requirements, limiting the amount of "unforeseen" circumstances that may present themselves in this project. A tight timeframe, such as the one presented for this project, means that some of the most critical aspects of this project include permitting and material lead time. Permits will need to be acquired in an accelerated fashion to ensure that construction begins as soon as possible. A&P has vast experience in permitting procedures in various cities and municipalities and has close relationships with many of the permitting agencies that will be involved in this project which will allow for quick turnaround and approval. Our team also has efficient and productive relationships with many of the City's approved distributors and manufacturers which will ensure that materials and equipment will be brought in for construction and installation on time. At the same time, constructability is a critical aspect of this project, with the HDD installation of the force main along NE 3rd Ave requiring a well thought-out and meticulous design.



CAM 22-0689
Exhibit # 2

TEAM DESIGN APPROACH

Using the vast experience acquired on previous projects of similar scope, A&P has established an approach to ensure that all of the above objectives and expectations are met and exceeded. This approach includes familiarizing the entire team with all of the City's needs and goals and establishing project requirements before beginning planning and design, setting the basis for controlling scope, schedule, and budget of the project tasks, and describing the principal responsibilities and authority of the project participants. Our Team understands the necessity of successfully completing project goals within the predetermined schedule and work program budget. Our Team will provide the City with the qualified management and technical staff to develop a set of plans and contract documents that will be functional, cost-effective, and maintainable. We will use a "hands-on" Project Management approach to effectively satisfy the contract conditions. Our streamlined production-oriented team along with state-of-the-art resources allows us to complete project assignments within contract time and with a high level of quality.

PRELIMINARY ENGINEERING PHASE

Analysis of Conceptual Plans

Our Team has already begun studying the provided conceptual plans to brainstorm possible design alternatives and methods. Further activities will include site review narrative, public involvement plan, field observations and conversations/interviews, site photographs, right-of-way designation / easement identification, identification of municipal jurisdictions and special requirements, identification of all permitting requirements, materials to be used for the improvements, environmental concerns, installation methods, etc.

Contamination Assessments

The DMSI/A&P Team will review regulatory agency database records, historic contamination issues in the project location, and aerial photographs of the project area. Our team is thoroughly familiar with environmental protection and contamination regulations mandated from U.S. Environmental Protection Agency (USEPA) and Florida Department of Environmental Protection (FDEP).

DESIGN PHASE

Our Team will begin design of the pump station and sewer upgrades as soon as we receive the NTP from the City. The engineering drawings and specifications will include specific equipment, layouts, mechanical, electrical, structural, instrumentation and controls, and SCADA for the pump station as well as plan and profile for the gravity sewer, force main, and HDD installation. The engineering documents and technical specifications will be presented to City's staff for review and comments. Our team members, in cooperation with the City, will develop an efficient procedure to carry out this review. We will be available for a design review with City to go over the submittal and obtain comments from staff. Due to the timeframe and expedited manner in which this project is to be designed and constructed, the plan is to assiduously develop the plans to a 60% level of completeness, at which time they will be provided to both the City and the pertinent permitting agencies for preliminary comments. These comments will be quickly implemented, and a 90% set of plans will be developed and submitted to the permitting agencies in an effort to expeditiously acquire the necessary permits. This level of completeness will include more specific equipment information, refined layouts (mechanical, electrical, structural, instrumentation and controls), SCADA, and full plan and profile; sufficient information to allow the contractor to build the project. Upon permitting review and comments, a revised set of plans will be provided to the City for one more review to ensure the final design is in accordance with the City's expectations, upon which case a 100% set of plans will be finalized and submitted to the City both electronically and hard copies to allow for the commencement of construction.

Contract Documents

A&P is committed to providing the City of Fort Lauderdale with state-of-the-art construction documents that to the highest degree possible, avoid claims, supplemental agreements, and construction delays. These include engineering plans, technical specifications, and bid documents, among others.

- **Engineering Plans:** A&P prides itself on its ability to create plans and engineering drawings that excel not just in technical information, but are easy to read and follow, ensuring no issues or unnecessary RFIs/delays during construction. These include site plans, demolition plans, mechanical and electrical sheets, storm water pollution prevention plans, landscaping plans, and more. A&P has plenty of previous experience developing plans following the City of Fort Lauderdale Standards.
- **Specifications:** Specifications and associated contract documents will be developed according to City of Fort Lauderdale Standards. A&P has created technical specifications for a plethora of pump station projects, including new, upgrade, and rehabilitation pump station projects and is familiar with all aspects of specifications packages and their requirements. They will be prepared in accordance with a QA/QC plan to assure accountability, accuracy, completeness, legibility, application of design criteria, and best engineering practices.

CONCEPTUAL DESIGN

Our team has taken a very in-depth look at the conceptual plans and documentation provided by the City in order to fully understand the proposed design of the pump station, as well as analyze where there can be improvements that will provide the city a more robust, efficient, and long-lasting facility. Our analysis has included some of the below points.

General Pump Station Design

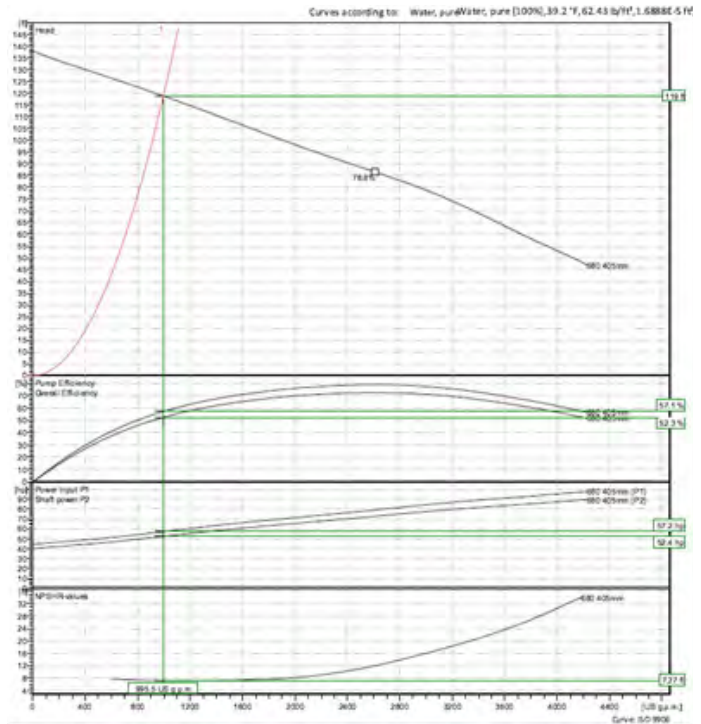
Pump Station Layout / Site Plan: To evaluate the area required for the proposed pump station, our team will prepare a preliminary site plan design. The proposed design will be based on the configuration of a Triplex Station. The results will dictate the area that is required.

Pump Selection: The pump selection will be based on the City's standards, approved pump manufacturers, and the hydraulic parameters provided by the conceptual plans and verified by our team. Important parameters to be considered are:

- Design Flow: 1945 gpm
- Total Dynamic Head: 120 ft
- Operation (2 pumps operating and 1 standby)
- Suction and Discharge Pipes
- Motor Size: ~90 HP

Our team will verify through modeling, collection of existing information from the City, and hydraulic calculations the information that is presented in the conceptual plans related to the flow and head, operating point, wet well depth, etc. from this station. We have performed a preliminary and tentative pump selection for this project. This helps in determining the necessary electrical upgrades and preliminary site plan. For a triplex configuration where two pumps will contribute to the design flow with one pump acting as a spare, the below pump may be proposed. Further calculations and modeling will be performed during design in order to also verify the lower head range and ensure that the pumps proposed will work efficiently at all ranges and not cavitate.

Pump: Flygt NP 3231/615 3~ 680 | 90 HP | 60 Hz | 1180 rpm



Wet Well: The wet well design is based on the City of Ft Lauderdale and Broward County Standards and the recommendations contained in the latest American National Standards Institute/Hydraulic Institute (HI) Standard 9.8-2012. The dimensions of the wet well shall be designed for the storage volume and required working depth with a minimum cycle time of ten (10) minutes.

Additional wet well design parameters are as follows:


- Wet Well top slab has a finish grade elevation of a minimum of one foot above the FEMA 100-yr flood elevation or not lower than crown of road.
- Vertical or steeply sloped sides should be provided to reduce the accumulation of sediments.
- Pump spacing and related clearances should be in accordance with the manufacturer’s recommendation.
- Wet well should have continuous forced air ventilation to provide a minimum of twelve (12) air changes per hour.

Valve Vault Design Requirements:

- Valve Vault top slab has a finish grade elevation of a minimum of one foot above the FEMA 100-yr flood elevation or not lower than crown of road.
- All check valves, plug valves, and adaptor for emergency pump out connection shall be completely accessible through aluminum access hatch.
- The valve vault shall have a sloped bottom with a drain pipe to the wet well.

Electrical Requirements: The new 200-amp electrical service size for the triplex pump station shall be fed from a 480/277V, 3 phase, and 4W FPL service point rated for the available fault current at FPL transformer secondary side. The electrical equipment layout shall comply with latest standards for installing a new meter, main disconnect switch, pump control panel with a 200-amp emergency receptacle, dry type transformer, pump motor connection, control junction box, control and wires including grounding system and the required concrete equipment pad. The location of the new electrical structure 1 foot

above the flood elevation will require precise location.



Climate Change Considerations: The location of the pump station proposed under this contract requires an in-depth analysis at how changes in both climate and weather become contributing factors to the design and, ultimately, the operation of the pump station. It may be necessary to examine not just the effects of common occurrences such as hurricanes and storm surges, but sea level rise and its inevitable impact on the wastewater infrastructure in the area. For this analysis, geographic information is utilized to assess the exposure of the area to various climate change models and predictions. According to the Southeast Florida Regional Climate Change Compact's Unified Sea Level

Rise Projection for Southeast Florida, sea levels are expected to be 14 to 26 inches higher than 1992 levels by 2060, depending on the region. In the short term, the overall sea level rise is projected to be 6 inches by 2030.

Hydraulic Modeling: Our Team understands the many steps involved in successfully modeling a sewer collection system including the pump stations and miles of collection pipe. We will work with the City consultant to collect system data including selecting equipment and locations to collect flow and pressure data. We are familiar with the collection of demand and population data to accurately develop the model to show existing and future conditions. As-built drawings will also be used to assist in developing the hydraulic model. Our familiarity with modeling will assist the City in refining improvements to address a range of operating conditions for the various pump station within the City of Fort Lauderdale. We will collect flow and pressure data, existing and future demands, population projections, and as-built drawings for the pump station upgrade. We can build our own model or utilize a model provided by the City of Fort Lauderdale to evaluate changes to pump stations and their discharge piping. Once the hydraulic model is properly calibrated, we can work collaboratively with the design team, and operations and engineering staff to evaluate different scenarios prior to beginning detailed design of the optimal improvements.

Horizontal Directional Drill (HDD): One of the most complex aspects of this project is the HDD installation of the 16" HDPE force main along NE 3rd Ave. Our team has extensive experience with this trenchless technology and is capable of producing a functional design that will be both constructable and easy for the driller to perform. Our design engineers and drilling team have all the knowledge and prior experience to ensure that this installation goes smoothly and makes sure to avoid any issues that may arise from the installation. From complex geometries utilizing compound curves, to precise entry and exit points to avoid close utilities, our team is fully capable of designing and constructing this HDD installation.

Structural Design: Our team's structural engineers work closely with the project's civil and mechanical engineers to ensure that the structural design meets the needs of the project. Our engineers work with the layouts established in the civil and mechanical drawings to prepare a design that provides the strength, serviceability and durability that is required. Design criteria are established based on governing documents issued by the Florida Building Commission, the American Concrete Institute, the American Society of Civil Engineers, and the local jurisdiction, as well as the geotechnical report issued by the project's geotechnical engineer. Structural calculations based on these criteria are performed to ensure that all applied forces from soil, groundwater, water/wastewater and vehicular loading are accounted for. Watertightness is achieved through both the detailing of the reinforcing steel to minimize cracking and through the selection of appropriate coatings and concrete design mixes, including admixtures.

DESIGN CHALLENGES

Site Plan: The conceptual plans call for a triplex configuration installation abutting NE 6th St, with maintenance access from this street. This configuration includes a 12-ft diameter wet well with adjacent valve vault, odor control system, electrical equipment, swing gate, and concealing hedges/landscaping within an estimated 20' x 30' lot. The conceptual plans also call for a generator to be installed for this station and indicate that it should be installed on the southern portion of the park, approximately 130 ft away from the station. The proposed pump station also includes installation of 16" DIP force main from the valve vault which cuts across the park into NE 3rd Ave, where an HDD installation of 16" HDPE pipe up to NE 5th St connects the proposed force main to an existing 18" DIP force main with a live tapping.

Accessibility and Maintenance: One of the most important aspects of a pump station is its accessibility and maintenance for City staff when the pump station is running. Our team is analyzing the conceptual design and determining the best way to ensure that the station is easily accessible, from periodic and simple maintenance such as crews entering the station area to monitor electrical equipment and panels, to more complicated operations involving City vehicles. This analysis has shown that perhaps the site plan will have to be worked in order to ensure that the City will have no issue with larger vehicles when it comes to operation such as removal of pumps, or vactor trucks for cleaning/testing of the sewer line should this become necessary.

Generator Location: The conceptual plans indicate that the generator is to be installed on the southern portion of the park, approximately 130 ft from the pump station. It seems that this may have been done to keep the footprint of the station abutting NE 6th St as small as possible. However, our team has identified several issues that may arise from installing the generator at this location. First and foremost is the size of conductors/conduits which may need to be used in order to compensate for this distance. Additionally, park operations may be interrupted even more than necessary since the conduits will have to be installed along the center of the park, closing it down and requiring a lot more restoration. The generator (and its corresponding fuel tank) is proposed close to a children play area of the park and adjacent homes, which may prove both very noisy and potentially dangerous. For this reason, our team will further analyze the possibility of having the generator closer to the station while maintaining the City's expectations of concealment and beautification. See two preliminary options below:

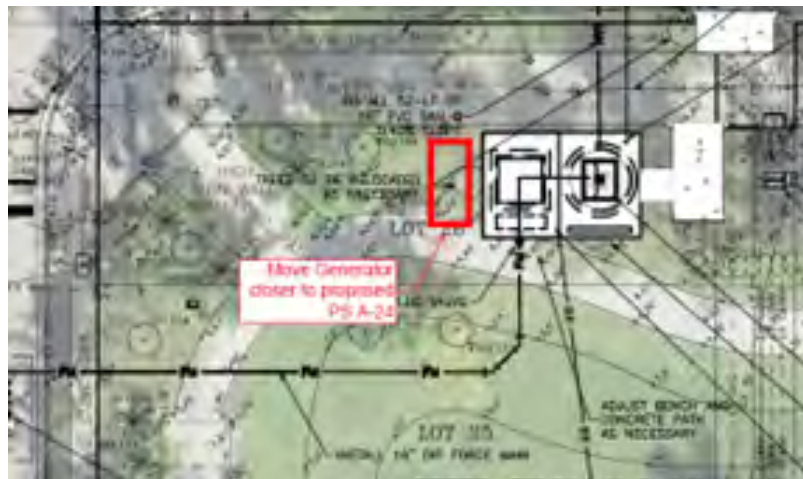


Option 1 – Install generator at location proposed in Conceptual Plans

- Away from front of park, more concealment
- Smaller footprint of PS A-24
- Might be easier to service using alley

Option 2 – Install generator closer to Proposed PS A-24

- Better constructability
- No need to impact middle of park for installation of conduits (either through open-cut or HDD)
- No need for larger conductors due to distance



Landscaping and Beautification: Our team recognizes that while ensuring that it is important that water and wastewater infrastructure adds rather than takes away to the aesthetic and pleasantness of a cityscape in any project, it is especially important in this pump station project due to the location. Being constructed in Peter Feldman Park, this pump station will not feature a standard open plan or a chain link fence. Instead, our team will design a landscaping plan that will ensure the beautification and concealment of this station that will benefit the community and add to the aesthetic of the park. Our design may include clusia or ficus hedges, green island ficus shrubbery, or other appropriate landscaping that can be coordinated to fit the City's preferences and will fit in with the existing landscaping at the park.

Constructability Issues

Maintenance of Traffic: Both NE 3rd Ave and NE 6th St are multi-lane corridors, with heavy vehicular traffic and constant pedestrian traffic. Our team has begun to analyze how to ensure that both vehicular and pedestrian traffic interruptions are minimized and/or appropriately handled during all phases of the project. This includes:

- Determining best routes and methods to haul, transport, and unload equipment to the site, which may include heavy loads such as wet well, the valve vault, manholes, etc.
- How to manage traffic during installation of the manhole and gravity sewer
- Pedestrian traffic in the park and ensuring that appropriate sidewalk closures and barricades are placed to ensure the safety of the public.
- Installation of the HDD and subsequent pulling of the pipe which may require closing down of one of the two intersections. Based on preliminary investigation it may seem that installation of the exit pit on the intersection closest to the park and pulling the pipe from this side would produce the least interruption to traffic.

Public Involvement: During the past several years, there has been major development of downtown Fort Lauderdale, including parts of Flagler Village, and most likely a high degree of construction fatigue has set in. However, the city has been plagued with sewer main breaks the past 4 to 5 years and residents are upset with the lack of maintenance of the system. The stakeholders may welcome this project wholeheartedly. Saturated outreach to this area during the design stage and prior to construction is essential. This will allow impacted stakeholders to

1. Understand the need and benefits of this project
2. Understand that construction can be intrusive and what can and cannot be mitigated
3. Understand the MOT Plan so that individuals can change their driving routes to create the least impact to themselves.

We have worked in this area for years on other FDOT projects and also has experience with this very team with several infrastructure jobs in the City of Fort Lauderdale. As stated before, our team is extremely experienced in managing and presenting information for the public and all stakeholders to be fully informed during projects both large and small. In the case of this pump station, special attention will be paid to the fact that a majority of the work will be in the vicinity of a park that may include heavy foot traffic and children at play. Since construction operations may involve the partial closure of the park, it will be extremely important to let the public know ahead of time through as many channels/media as possible including but not limited to social media, flyers and pamphlets, door knocking, email and other official City communications, so that plans to use the park as well as day to day activities around this area are not unduly interrupted or cancelled. Flagler Village has a very active Civic Association. President LeAnn Barber, www.flaglervillage.org. Our team has extensive experience working with them for many years and currently receive their eblasts and newsletters. This project is in City Commission District 2, with Commissioner Steve Glassman. We have worked with the Mayor and Council on several FDOT and BMPO projects, and also have a longstanding relationship with PIO Anthea Thomas.

Utilities: The City has provided a wealth of information in the conceptual plans regarding survey and existing utilities. However, our team has already begun to perform a full utility investigation with a design ticket open to ensure that all existing utilities are represented and accounted for, limiting the chances of unexpected conflicts. One of the most critical locations identified in our analysis is along NE 6th St and adjacent to the proposed pump station location. Carefully attention will have to be paid to ensure that installation of the proposed manhole and gravity line does not adversely affect the existing 12" WM that it will cross, or any of the existing communications and electrical lines that are within the 15-ft easement. The pump station driveway will also have to be carefully designed so that it does not encroach on this easement. The entry/exit pit on NE 5th St will have to be located such that the drill or pulling operation does not come into conflict with the overhead line, or any of the buried communication lines that will have to be crossed.

Tapping on NE 3rd Ave and NE 5th St: The live tapping at this location presents a unique set of challenges. MOT will be designed so that the tapping machine can be properly installed and readied for the operation. The as-built of the existing force main will be thoroughly analyzed and exploratory excavation performed before determining the pipe alignment at the exit of the HDD installation to determine the best location for the connection.

CITY OF FORT LAUDERDALE
FACT SHEET
MARCH 2020

REDUNDANT SEWER FORCE MAIN PROJECT

OVERVIEW
In January 2020 the City of Fort Lauderdale hired two contractors to install a redundant sewer force main from the G.T. Lohmeyer Wastewater Treatment plant on S.E. 18 Street to the wastewater lift station located on Bayview Drive north of Oakland Park Boulevard. The new 42-inch and 48-inch high-density polyethylene pipes will be installed along the existing 54-inch aging cast iron force main. High-density polyethylene is more durable and less susceptible to saltwater erosion than cast iron.

The 7.5 miles of pipe will take approximately 18 months to install and cost \$65 million dollars. The contractors will use two methods to install the new pipes: open trench digging and underground horizontal directional drilling (HDD). Horizontal directional drilling is trenchless technology and creates less disruption and impact to neighborhoods and streets. Once the path is drilled underground, the new pipe is pulled through.

Over the next 5 years the City of Fort Lauderdale plans to replace 120 miles of sewer pipes and 60 miles of water mains.

CURRENT PROGRESS
Currently David Mancini and Sons is working in Zones 3 and 4 (see map on back page) in the south in the neighborhoods of Rio Vista and Colee Hammock where they are drilling under the Tarpon River. Murphy Pipeline Contractors is working in Zone 6 in the north installing a 42-inch sewer force main along Bayview Drive. As they continue to install sewer force main, they will meet in the middle of the project. Once the new pipe is in service, the existing pipe will be lined and be used for emergencies.

For Project Updates, Traffic Advisories and detours go to www.fortlauderdale.gov, use the City's Louderserv app or call 954-828-8000 to contact the 24-hour Neighborhood Service Center.

If you would like this publication in an alternate format, please call 954-828-4755 or email strategjccommunications@fortlauderdale.gov.



HDD vs Open Cut: While studying the conceptual plans, our team has looked closely at the pros and cons of installing the proposed 16-inch FM along NE 3rd Ave via open-cut vs HDD. While this is a short run, measured at approximately 600 LF, NE 3rd Ave features a lot of vehicular traffic during peak hours. An HDD installation will allow for only closures at the pits which may help the flow of traffic. On the other hand, for HDD, the pipe will have to be pulled at the exit pit. Since both pits are proposed adjacent to intersections, one of the intersections may have to be closed for short period of time to perform the pipe pulling and installation. Our team will make sure to propose and design the installation method that will provide a functional installation with the least amount of transitory impact to the community.

PERMITTING PHASE

The DMSI/A&P Team has extensive experience in procuring and obtaining Rights-of-Way (R/W) and permits within Broward County and its municipalities and regulatory agencies. We are intimately familiar with the permitting procedures, requirements, and typical timeframes to obtain permit approvals. Our approach for permit procurement is to provide early coordination with every applicable agency, including pre-permit review meetings and post-submission peer review meetings to facilitate permit approval, specifically within the City of Fort Lauderdale. The following agencies have jurisdiction over the construction of the upgrades/rehabilitations of the existing pump stations:

- City of Fort Lauderdale (Utility Owner)
 - Building Department
- Broward County Environmental Protection and Growth Management Department
- Broward County Highway Construction and Engineering Division
- Florida Department of Environmental Protection

Our Team will assist the City in filling documents required to obtain all necessary approvals of Permitting Authorities having jurisdiction over the Project. To expedite the procurement of permits required for this project, which may have a significant impact in the critical path, we have prepared a preliminary permit matrix that includes all required permits and the corresponding jurisdictional agencies.

Governmental Agencies	Permit Required	Estimated Review Time	Estimated Permit Fees
City of Fort Lauderdale (Utility Owner)	Final Review	30 days	No fee
City of Fort Lauderdale Building Department	Building Permit Application, includes, Structural, Mechanical, Civil, Electrical	30 days	Calculated during review; based on time frame and scope of project
Broward County Environmental Protection and Growth Management Department (BCEPGMD)	Application to Construct a Wastewater Collection/Transmission System	21 Days	Calculated during review; based on manholes, new wet well, total HP of pumps, etc. + \$500 DEP Fee (included below)
Florida Department of Environmental Protection (FDEP)	Application for Constructing a Domestic Wastewater Collection/Transmission System	21 days	\$500
Broward County Highway Construction and Engineering Division	Utility Permit	21 days	Calculated during review; based on time frame and scope of project

CONSTRUCTION PHASE

During Construction, Our Team will provide the construction administration and management services necessary for a complete and successful completion of the project. Typical engineering services during construction to be provided under this contract include but are not limited to:

- Site Inspections
- Documenting Project Activities
- Progress Meetings
- Review of Shop Drawings
- Respond to Requests for Information
- Review Claims and Potential Change Orders
- Review Project Schedule
- Review As-Builts
- Review Contractor Quality Control Testing

The DMSI Team has intimate knowledge of the construction management and related services required. We are currently involved in several major programs performing the role of agency secondary staff and full construction management services. Furthermore, we have also provided engineering services during construction while serving as the Engineer of Record.

Project Closeout: When the project is nearing completion, our team will prepare a punch list documenting all the work that does not conform or satisfy the terms of the contract documents prior to performing the project closeout and commissioning. We will also ensure that the Contractor provides all the required warranties on their project items, and that there are no outstanding claims with the City or internally with their subcontractors. All project documentation including logs of quality control testing will be filed for the City's records.

Agency Certification: The DMSI/A&P team will perform the following services for the City during the final certification phase of the contract:

- Attend Final Inspection of the project with applicable agencies and contractors
- Prepare certification forms for all agencies and submit all pertinent documentation to any other governmental authorities
- Others as required by the City of Ft. Lauderdale

CONSTRUCTION APPROACH

Approach to Scope Sequencing: DMSI will commence the Horizontal Directional Drill along NE 3RD Street and the Construction of the Pump Station simultaneously to ensure the achievement of the Substantial Completion and Final Completion milestones required for this fast-track project.

Implementation of an effective and fast-track procurement process of pre-identified long lead components will be implemented in addition to early submittals and release for production of the City's pre-approved items and materials.

David Mancini and Sons, Inc. develops and maintains project schedules from, preliminary master schedules to an extremely detailed ones with a two-week (look-ahead) construction on complex projects. Our schedules provide information in a clear, concise easy-to-read format for use by both staff and management.

During construction, we continue to review and monitor the progress of the schedule against milestones and provide recommendations necessary to avoid, minimize or recover from any delays. The Contractor's critical path schedule is the baseline by which we measure the progress of construction.

Maintenance of Traffic: Our roadway construction approach will include the implementation of the MOT plan, that will allow the team to advance the construction per each of our construction setups, while reducing the number of disturbances to the traveling public when compared to a traditional two-phase construction.

In addition, DMSI team will maintain existing pedestrian access via sidewalks in all construction phases. Temporary sidewalks and proper pedestrian detour routes will be implemented in each phase including pedestrian crossings at all intersections and those will be clearly identified within the Project footprint at each end of our proposed construction setups.

The following describes the key points to be addressed during the construction phases of the project:

- We will implement a Traffic Control Plan that maintains a safe flow of Traffic and Pedestrians during all MOT phases. Our Team is familiar with FDOT Standard Plans 600 Index series and MUTCD manual.
- We will provide a Certified Worksite Traffic Supervisor that performs on site direction, correction and inspection of all traffic control on the project.
- DMSI will provide Advance Construction Notices to stakeholders, residents and entities that will be affected by construction.
- We will maintain the traffic signalization and lighting in good working condition during all phases of the project

Addressing Unexpected and Unforeseen Conditions: DMSI (Construction Manager) recognizes that, despite best efforts to curb quality control conflicts, they are unavoidable, especially during the construction phase. Immediate attention to these inevitable conflicts is imperative. The Construction Manager's staff will respond in a timely manner, to requests from the City's Project Manager for any assistance during the construction phase as well as during any conflict resolution that might be needed.

Environmental approach: The construction team will perform daily and weekly environmental inspections to guarantee all erosion control devices are installed as per the SWPP plan. Additionally, our team is committed to minimizing visual, noise, vibration, and dust impacts to various businesses along with the project footprint, also our commitment stands with the residents by performing major and critical activities during the daytime and during non-peak hours abiding by the applicable noise ordinances.

DMSI is committed to completing the work Right the First Time. Our plan centers on selecting the most experienced/capable personnel, the highest quality and most appropriate equipment for the specified work/conditions, superior performing materials, safest and most efficient installation means and methods, continuous monitoring, and comprehensive documentation of all processes, procedures and results performed and encountered during installation and construction. During construction, our team will use proven construction QCP best practices, such as pre-activity meetings, initial inspections, hold-point/follow-up inspections, developing work plans for every major operation and following the sampling testing and reporting guide (STRG) and material acceptance and certification (MAC).

Safety approach: As with all projects, the safety of our employees, inspectors, and the traveling public is a priority concern. The DMSI safety program (average EMR of 1.0, which is below the industry standard) is designed to prevent accidents on our projects and addresses site-specific hazards and preventive methods involving all levels of staff. All supervisory staff is OSHA 30 trained and certified through the American Traffic Safety Services Association (ATSSA) and our craft personnel is all OSHA 10 trained. In addition, DMSI has been recognized with the coveted FTBA Safety Award of Excellence for the past three years in a row. DMSI's Safety Manager, OSHA-500 Certified, together with the rest of the team, plans for safety, communicates, and trains every team member, while enforcing a thorough Safety Program to be able to work each day accident-free.

Budgeting and Construction Project Plan: Our construction project managers will constantly monitor this project's budget. We will use our "Work Plan" Computerized Cost Forecasting and Tracking System to manage the required project cost task assignments. Our system will facilitate real-time updates to staff hours and material costs for all DMSI team members and sub-contractors. Additionally, and as in all our Projects, DMSI will develop and implement a Project Cost Breakdown Structure (PCBS) based on a logical organization of the work with flexibility to adjust to the evolution of this project. The PCBS will include all tasks and any overall management tasks but will be primarily directed towards deliverable products.

Our team has continuously improved design and construction practices, processes and procedures in all our projects. We are confident that no team offers better value to the City of Fort Lauderdale than ours for the Design-Build Flagler Village New Pumping Station A-24. Another great advantage our design-build team has is that we completely own and operate the entire transportation fleet that will be needed for this project. DMSI also offers the advantage of being able to self-perform all the major tasks of the project. Our team has available and will dedicate specific crews and the best suitable equipment for each major construction activity. Specific crews and equipment have been assigned to each major construction activity.

PROJECT MANAGEMENT PLAN

Our Project Management Approach is to establish the project requirements, set the basis for controlling scope, schedule, and budget of the project tasks, and describe the principal responsibilities and authority of the project participants. Our Team understands the necessity of successfully completing project goals within the predetermined schedule and work program budget. Our experience working in pump station projects in the past, makes us comfortable enough to say that the communication lines required to establish good coordination with the City are already in place. Our Team will provide the City of Ft. Lauderdale with a qualified management and technical staff to develop a set of contract documents that will be functional, cost-effective, and maintainable. We will use "hands-on" Project Management approach to effectively satisfy the contract conditions. Our streamlined production-oriented team with state-of-the-art resources allows us to complete project assignments on a record time with a high level of technical and professional qualities.

Upon receipt of the notice to proceed (NTP), the DMSI/A&P Team will schedule a meeting with the City Project Manager to discuss the proposed scope of services and will go to the field to fine tune the different items included in the scope of services. This initial field review will include video recording/pictures of existing conditions to help in defining project issues and deficiencies. One week after the field meeting, the A&P Project Manager, Mr. Arnelio Alfonso, P.E., will coordinate with

the City's Project Manager to finalize the scope. Described below is a set of management activities that the DMSI/A&P Team will deploy to manage this contract.

Project Kick-Off Meeting: We will begin with a kick-off meeting to identify the key participants, to discuss the project purpose and scheduling of the implementation conference will be the responsibility of our Project Manager, working in conjunction with the City Project Manager.

Project Reporting: A&P will distribute meeting minutes within 3 working days of the conclusion of any meeting. Action items resulting from the meeting will be identified, including a responsible individual for the action and a date when the action is to be completed. Action items will be entered into a tracking database and will be reviewed by the Project Manager on a weekly basis. Monthly status reports will be the primary method for officially communicating the status of the project. The preparation of these reports will be the responsibility of the Project Manager with support from the project staff. The report will include cost and schedule updates, variance analyses, recommended corrective actions, and updated forecast. The status report will also include an executive summary with narratives regarding the accomplishment for the month, projected activities for the following month, and identification of any issues that may have arisen along with suggested approaches and resolutions.

Project Coordination: Our team understands the importance of coordination with all project stakeholders – including affected stakeholder and permitting agencies, among others – and the need to plan ahead for upcoming projects along the routes. The DMSI/A&P team members will be proactive in meeting and contacting any affected stakeholders. This task's scope of work includes Municipality/Agency Coordination, a Governmental Affairs Program, Industry Forums, public project webpage updates, and Schedule of Implementation, among others. The identification of permitting requirements in advance is also a critical effort our team members are very familiar with. With over 30 years of experience of coordinating, issuing, and verifying permits for similar projects, the DMSI/A&P team brings unique knowledge of permitting requirements, processes, and procedures, specifically in relation to sewage pump stations.

Sub-Consultant Coordination: A&P planning, design and construction management capabilities have been augmented with local sub-consultants for surveying and geotechnical services and a public involvement firm. Each firm will be given a specific scope, budget, and schedule. Our Project Manager will meet with each sub-consultant on a monthly basis to coordinate key technical issues, schedule requirements, and upcoming work. If the sub-consultant falls behind schedule, the firm will be required to add staffing until the progress meets the schedule.

Budget Monitoring and Control: The DMSI/A&P Team will develop and implement a Project Cost Breakdown Structure (PCBS) based on a logical organization of the work with flexibility to adjust to evolution of the project. The PCBS will include all tasks and any overall management tasks but will be primarily directed towards deliverable products. The PCBS will form the basis for identifying schedule activities and monitoring cost. The PM will identify Task Leaders responsible for administering each PCBS. For example, PCBS for each project will include each discipline, and the Task Leader will be responsible for that PCBS. We will also develop standard cost control reports for every level of the PCBS, consistent with the schedule and will track original budget, earned value, approved changes, current budget, current expenditures, estimate to complete, pending changes, and anticipated changes. The cost reports will compare planned versus actual expenses and will identify variance at the cost account level. Explanation of the variances will be the responsibility of the PCBS managers. Regular monitoring will allow the Project Manager to identify negative cost trends, determine the root cause of



CAM 22-0689

Exhibit # 2

the variances, and establish corrective actions to rectify the situation.

APPROACH TO MINIMIZE IMPACT TO SURROUNDING NEIGHBORS, BUSINESSES AND TRAVELING PUBLIC

This project is in the center of a highly residential area; therefore, public interaction will be an extremely important contributor to its success. DMSI is a construction company accustomed to providing public involvement. DMSI will provide media relations, marketing, graphics services, organization of business interests, grassroots door-to-door consensus building, and serves as a spokesperson for their clients. For 40 years, they have established a proven record of developing and executing successful Public involvement Programs and Community Awareness Plans and have successfully partnered with numerous firms within the industry. The firm has a long history of working together within the State of Florida, in multiple roles: design-build, design, and contractor.

Through their professional relationships formed over the past 20 years, their team has developed the necessary synergy to allow organizations to work with each other as extensions of one another's staff. Ultimately, DMSI's goal will be to maximize the community's understanding of this project and help foster the relationship with the community. To accomplish this, their team will facilitate open two-way communication among the partners, organizations, agencies, and citizens along the corridor so as to ensure the timely dissemination of pertinent information and conclusion of any issues. The number one priority for any design-build or construction project is to keep impacted stakeholders informed and engaged, especially if there are delays, complications, or emergencies.

DMSI will follow the City's guidelines of breaking down project information, including Pre-construction communication, ongoing project information and post-construction communication.

- For pre-construction communication, the DMSI/A&P team will explain how impacts during construction can be mitigated, the benefits of the project, and alternative routes available, if applicable, to area residents and businesses.
- During the lifetime of the project, the DMSI/A&P Team will also keep a running issue log of all resident inquiries, the actions taken and the outcomes.
- For post-construction communication, the DMSI/A&P Team will summarize all outreach efforts conducted and shared with the community. They would also check in with the community to ensure the improvements are satisfactory and post-construction activities, like clean up and or any restoration needed has been completed

Elected/Appointed Officials – The City's mayor, vice-mayor and three commissioners will be notified and briefed in advance of each construction project and the areas that will be affected.

Property Owners/Renters – The firm will work diligently to keep open lines of communication between the City and its customers. It is our goal to ensure residents know they can call us anytime with questions and will receive a quick and productive response.

Targeted Businesses/CRA – It is important to contact businesses early in the process if access to their property will be limited in order to coordinate with them accordingly.

The highest emphasis will be placed on mitigating impact to the community. The DMSI/A&P Team will develop a Maintenance of Traffic (MOT) plan in which street impacts, road closures, and utility disruptions are minimized to the fullest extent possible. In parallel, the DMSI/A&P Team will work to engage stakeholders, including the City and its residents, to keep the community abreast through a public involvement plan detailing construction progress and planned disruptions. Interfacing

with property owners and business constituents, as well as disseminating information in public areas along the corridor will be imperative. The DMSI/A&P Team has developed a robust foundation for both the MOT and public involvement plans in the best interest of the City based upon our long-standing relationships and experience working with the City's Staff on similar projects in urban corridors. DMSI will spearhead community outreach objectives and brings over 40 years of experience working with public involvement. DMSI brings significant experience enforcing processes and procedures to control noise and vibration, which will be foremost in alleviating impact to residents and businesses surrounded by the project corridor. Where necessary, vibration monitoring will take place during installation to ensure vibration levels do not exceed safe levels established by state and federal regulations. Utility monitoring will also be employed for the duration of the project.

APPROACH FOR MINIMIZING LANE CLOSURES, LANE REDUCTIONS, MAINTENANCE OF TRAFFIC (MOT), AND REDUCING TRAFFIC IMPACTS

The main goal for the design and implementation of the proposed Maintenance of Traffic (MOT) is to minimize construction impacts to residents and the traveling public. Our Team will ensure that no lanes of traffic and no pedestrian walkways (including sidewalks) are unnecessarily closed or restricted in any way. If construction impacts are expected, the DMSI/A&P Team will reach out to any individuals, groups, or other stakeholders well in advance to communicate construction details and schedules that the project team has approved to be released, so they can be adequately informed. DMSI and A&P have a long history of successful design-build infrastructure projects.

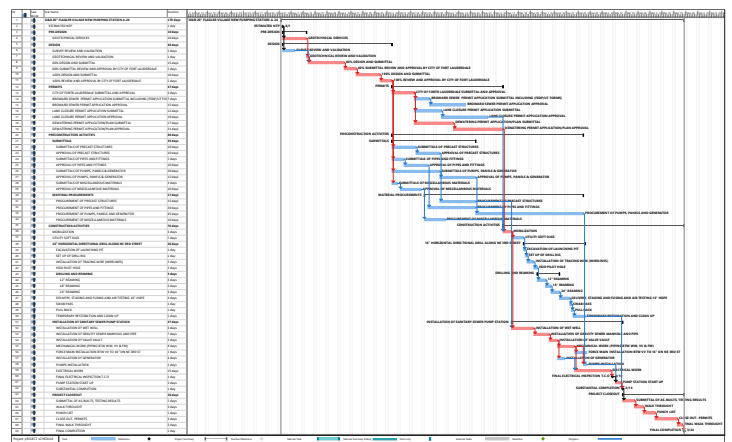
All work affecting sidewalks and pedestrian crossings must include a Pedestrian Traffic Control Plan. The plan must include provisions for barricading along pedestrian walkways, pedestrian detours, and temporary pedestrian ramps. Access will always be provided to all properties during construction. Additionally, ingress and egress will be maintained to all properties, and emergency vehicles at all times for any proposed and approved road closure.

MOT Plans will be prepared conforming to the latest edition of the Manual of Uniform Traffic Control Devices (MUTCD) and FDOT Manual Standard Plans - FY 2020-21. MOT Plans will address the impacts to the traffic according to the installation method chosen for the project.

PROJECT SCHEDULE

The A&P Team will develop a logical and achievable design schedule for the pump station upgrade. Our team will meticulously review this schedule based on our manpower availability and ensure that the schedule is within the team's capability. The Project Design Schedule (PDS) will be reviewed on every submittal, as a product of project team coordination meetings. Some of the events/activities that must occur very early in the design process to comply with the schedule are:

- Project Kick-off Meeting
- Survey of Existing Structure
- Geotechnical Investigations
- Design Phase



- Permits
- Construction Phase

Beside these tasks, our team will prepare a full schedule in Primavera P6 or Microsoft Project containing the detailed breakdown of all project's main phases: pre-design, design, permitting, and construction. The schedule will be reviewed and adjusted as the project progresses.

QUALITY CONTROL PLAN

"Quality Assurance and Control begins with the A&P Team's commitment to the City to provide qualified professionals that are experienced in all required disciplines". An important characteristic of a strong, functioning organization is the establishment of well documented procedures and means to ensure compliance with those procedures. Project Manager, Arnelio Alfonso, P.E., will rely on Carlos Gil-Mera, P.E., to review A&P's corporate procedures, and the City-specific quality measures being implemented on A&P's current projects. They will adjust the procedures as necessary for this project and conduct regular audits to assess the degree of compliance. Carlos is well versed in QA/QC procedures and will help to ensure that proper communication and acceptable practices are used to warrant quality of the planning, design, and construction services. Continuous QA/QC through internal review efforts will be woven into the design process. In-house coordination meetings with all Team members will be frequent and will allow for continual review of progress. Below is our QA/QC process in details:



Design Quality Assurance (QA) / Quality Control (QC):

The Team will prepare all documents in accordance the QA plan to assure accountability, accuracy, completeness, legibility, application of design criteria, and best engineering practices. The plan specifically addresses the importance of accurate construction cost estimates throughout the design process. This plan emphasizes the Team approach to successful project development with the goal of producing a top-quality project, on time, and within acceptable budget constraints, and to minimize construction conflicts and assure constructability. Copies of all QA/QC forms are located at the end of this section.

Project Schedule Quality Assurance (QA) / Quality Control (QC): The Design Project Manager will receive input from the various company support sections to ascertain the true and accurate time period required for each activity as well as the order of precedence of said activities. With this information in hand, the Design Project Manager will create the Project Schedule. Any subsequent changes to the Project Schedule must consider activity durations and order of precedence requirements; all changes must be approved by the Project Manager. It is the responsibility of the Project Manager to guarantee the Team adheres to the Project Schedule throughout the entire project. The Team will coordinate with The City early and often to obtain the requisite permits on this project. The A&P Team has the experience and resources to effectively complete this project on or before the estimated completion date as demonstrated in previous projects.

Plans Quality Control: As per The Quality Control Plan, plans, specifications, and estimates will be independently

checked by professionals other than those preparing them. The independent professionals will check to ensure accuracy, completeness, legibility, proper application of engineering criteria, and compliance with all applicable Manuals and Standards. The independent review will be documented in the project file and will be accomplished and reflected prior to the phase review submittal to Quality Control Engineer. The Project Manager is responsible for ensuring adherence to the Quality Control Plan.

Phase Submittal and Review Procedures: The Quality Control Plan will guide production of all plans and specifications. Quality Control will be part of all production processes, initially by the Design Team. The routine Quality Control reviews will be performed to allow company units to provide their own input regarding the project plans at every step of the process. The Project Manager will submit the plans and specifications at each phase of completion. The Project Manager must solicit the involvement of any outside individual or agency that has a legitimate stake in the project. The Project Manager needs to anticipate the necessary involvement of outside groups and local governments throughout the life of the project. All plans, specification and estimates submitted for phase review will be reviewed for completeness and conformance to current Manuals and Standards. The technical accuracy for the design is the sole responsibility of the Design Engineer. The Company Review Team is required to review each phase submittal and inform the Project Manager, in writing, as to any questions or concerns that might arise. The Project Manager will also be informed in writing if no questions or concerns arise during the phase review process. The Project Manager will then distribute the Phase Review Document to the Quality Control Manager, as well as all other reviewers involved in the process; the information exchange between the reviewers and the rest of the Team will ultimately benefit the Project.

Constructability Reviews: In addition to the types of reviews mentioned prior, the plans will be reviewed specifically for constructability. This particular review provides assurance that what is designed is feasible from the perspective of constructability. Items to consider are location, traffic control plans, making use of conventional construction techniques and equipment and materials. Constructability will be reviewed by our construction engineering team; their substantial experience in both design and construction makes them perfectly suited for this task.

Quality Control Organization: The Team's organizational chart, included in this proposal, describes the authority, accountability, and responsibility of each member. Our QA/QC Manager will be Mr. Carlos Gil-Mera, P.E., who will ensure that each staff member that works on this project performs his or her duties to the highest level.

FIRM'S CURRENT WORKLOAD

The DMSI/A&P DB team have all the necessary available staff and resources to successfully implement this important project within the timeframe proposed. While our team is currently working on several other design-build projects, there is enough technical and construction staff to expeditiously complete this pump station upgrade. On the following page, we show our current workload.

DAVID MANCINI & SONS, INC. CURRENT WORKLOAD

PROJECT DESCRIPTION	OWNER	SCOPE OF WORK	CONTRACT VALUE	COMPLETION DATE
Lift Station # 3 Replacement	City of Plantation	Replacement of sanitary lift station # 3 including, sanitary sewer bypass, new wet well, new valve vault, control panel, telemetry system, testing and start-up.	\$ 877,764	Ongoing
Design and Build NE 3rd Avenue Streetscape	City of Delray Beach	Design, permitting and construction of 3rd avenue streetscape improvements project, sanitary sewer, water main, storm sewer, street light, concrete and roadway improvements	\$ 1,682,854	Ongoing
General stormwater infrastructure annual contract	City of Fort Lauderdale	General stormwater infrastructure annual contract	\$ 1,500,000	Ongoing
Madelaine village apartments seawall replacement	City of Miami Beach, FL	Installation of new precast concrete seawall, concrete cap and side retainage walls	\$ 400,513	Ongoing
Edgewood stormwater improvements	City of Fort Lauderdale	Stormwater infrastructure removal and installation, infiltration trench, water main relocation, pavement restoration, landscaping removal and installation, swale restoration.	\$ 14,471,533	Ongoing
NE 8TH CT drainage improvements	City of Delray Beach	Stormwater improvements, installation of pollution control structure, installation of 20" HDD outfall, installation of wa- pro check valve, installation of inlets and storm sewer pipe, concrete, and asphalt restoration.	\$ 376,480	Ongoing
35th avenue roadway and water main improvements	City of North Miami Beach	Water main and roadway improvements along 35th avenue between ne 163rd street and ne 170th street, scope of work includes 3,500 LF of 20" HDD and pipe bursting of 3,500 LF 12" water main, concrete and roadway work, landscaping and beautification.	\$ 4,700,000	Ongoing
Installation 10" HDPE sewer force main canal Xing & 60" plug valve	Miami Dade County - WASD	Cutting in a 60" plug valve on a 72" force main (ne 10 Ave. and ne 159 St.) and design and construction of a 10-inch directional drill for a permanent by-pass under the existing canal at NW 155 terrace and NW 16 court.	\$ 1,440,000	Ongoing
NE 3rd Ave. streetscape Delray Beach streetscape & drainage WO#086899.00	City of Delray Beach	Design, permitting, and construction of a roadway reconstruction, upgrades to storm sewer system, a new 8" watermain system, and a new gravity sanitary sewer system along ne 3rd Ave. between ne 3rd St and ne 4th the project includes a new concrete sidewalk, concrete curb and gutter, driveway aprons, street lighting, and landscaping within the right of way of ne 3rd Ave. between ne 3rd St and ne 4th St.	\$ 1,682,854	Ongoing
Museum Park retaining wall WO#069691.00	City of Miami	Removal of existing retaining wall and regrading, widen existing sidewalks, pavers, landscaping	\$ 245,836	Ongoing
JOC Speed reduction signage Citywide neighborhood	City of Miami	Replace 883 speed limit regulatory signs R2-1 24" x 30" from 35mh to 25mh included pole type u and about 100 signs to replace the existing signs using the existing post at district 4 and District 5 neighborhoods residential street	\$ 285,162	Ongoing
American Airlines Arena PH 3 AA Arena East Side	City of Miami	Construction of the new bay walk, including demolition, excavation and disposal, subgrade preparation, sidewalk installation, paver and river rock installation, lighting, landscaping, irrigation and bay walk amenities to match existing at Maurice Ferre Park.	\$ 1,364,375	Ongoing
Design and construction of a 10-inch directional drill for a permanent by-pass under the existing canal at NW 155 terrace and NW 16 court.	M-D WASD	Cutting in a 60" plug valve on a 72" force main (ne 10 Ave and NE 159 St) and design and construction of a 10-inch directional drill for a permanent by-pass under the existing canal at NW 155 terrace and NW 16 court.	\$ 1,440,000	Ongoing
New gravity sanitary sewer system along NE 3rd Ave.	City Of Delray Beach	Design, permitting, and construction of a roadway reconstruction, upgrades to storm sewer system, a new 8" watermain system, and a new gravity sanitary sewer system along NE 3rd Ave. between NE 3rd St. and NE 4th St. the project includes a new concrete sidewalk, concrete curb and gutter, driveway aprons, street lighting, and landscaping within the right of way of NE 3rd Ave. between NE 3rd St. and NE 4th St.	\$ 1,682,854	Ongoing

TEAM TECHNICAL RESOURCES

The DMSI/A&P team possesses a wealth of engineering and technical resources along with industry leading professionals capable of applying innovative solutions to provide the City of Fort Lauderdale with a product that will not just meet but exceed expectations. DMSI/A&P is accomplished and knowledgeable in the use of industry standard software for the development of plans and construction documents such as the latest versions of AutoCAD and AutoCAD Civil 3D, as well as provides staff with a great deal of experience in hydraulic modeling and transient analysis software such as Bentley Hammer, to provide the City with the most extensive analysis, calculations, and construction documents possible. Our staff is also proficient in the use of Microsoft Office for everything from creating written reports to presentations, in addition to using ProjectWise for design and document control to enhance project documentations, accelerate decision-making, and expedite construction activities. DMSI/A&P employs the use of Microsoft Project and routinely trains staff on the most effective methods for utilizing and integrating the information purveyed for a comprehensive project schedule, in order to ensure that the project is completed on or ahead of schedule.



References

City of Fort Lauderdale

DESIGN BUILD FLAGLER VILLAGE NEW PUMPING STATION A-24

RFP No. 12673-125

Presented by
*David Mancini & Sons, Inc. In association with
A&P Consulting Transportation Engineers, Corp.*

CAM 22-0689
Exhibit # 2
Page 117 of 136

References:

Both DMSI/APCTE work together on the referenece projects listed below, where DMSI was the Prime Contractor and APCTE the Prime Engineer

PROJECT DESCRIPTION	OWNER	OWNER'S CONTACT INFORMATION	SCOPE OF WORK	ACTUAL CONSTRUCTION COST	COMPLETION DATE
Cocoplum 1 sanitary pump station & force main upgrade	City of Coral Gables	Name: Noel Polo, npolo@coralgables.com, 305-733-0068 Address: 2800 SW 72 Avenue, Miami, FL 33155	Construction of cocoplum sanitary sewer pump station and force main upgrade	\$ 2,308,765	May of 2021
Regional master meter improve bid pack 1 PO#WWE1900051	Broward County	Name: Merle Medina, mmedina@broward.org, 754-234-3067 Address: 2555 W. Copans Road Pompano Beach, FL. 33069	Installation of 24" regional master meter, including 30" line stops with 24" bypass, 30" and 24" piping, electrical service, telemetry system, start-up, testing and restoration associated.	\$ 926,939	July of 2021
Port of Miami 42"WM & 10"FM Betw. Intersection of Biscayne & NE 5th St to Port of Miami	Miami Dade WASD	Name: Gary Clarke, Gary.Clarke@miamidade.gov, 305-205-6980 Address: 3575 LeJeune Road, Miami, FL 33146	Installation of 9,000 lf of 42" D.I. water main and 5,000 LF 10" force main between the intersection of Biscayne Blvd. and NE th St to Port of Miami and pump station 9141 replacement contract s-911; For 42" water main: 7,440 LF 42", 1,900 LF 30", 200 LF 8", 480 LF 12", 200 LF 20" DIP; F&I 4,600 LF twin 30" HDPE HDD crossing of Biscayne Bay; microtunnel installation incl 50' deep shafts; 260lf 60" steel casing for 10" force main: 5,000 LF 10" PVC c900, 4,000 LF of 12" HDPE horizontal Directiona drill under Biscayne bay and bore under fec railway.	\$ 18,500,000	August of 2019
Design, permitting and construction of Convention Center pump station located at Washington Avenue and Dade BLVD	City of Miami Beach, FL	Name: Bruce Mowry, P.E, bmowry@ATT.net, 386-262-4943 Address: 1700 Convention Center Drive, Miami Beach, FL 33139	Design & install approx. 200' of seawall; design & install pump station system w/ capacity 80,000 GPM including two (2) pollution control structures, two (2) wet wells, bypass system, energy dissipater structures, 1200 amps electrical service, control panel with VFDS, multismart system.	\$ 5,398,019	September of 2018
Design, permitting and construction of 54" redundant sewer force main, sanitary sewer pump station improvements, odor control system and storm sewer, water main and sanitary sewer improvements along 11 street.	City of Miami Beach, FL	Name: Otniel Rodriguez, OtnielRodriguez@miamibeachfl.gov, 305-673-7080 Address: 1700 Convention Center Drive, Miami Beach, FL 33139	Design, permitting and construction of approximately 5300 linear feet of 54-inch force main along Washington avenue and Euclid avenue from 1st street to 11th street, installation of +/- 1,000 LF of 54" PCCP force main, connection to pump station # 1, sanitary sewer pump station # 1 upgrades, installation of new wet well, installation of emergency bypass system, installation of biological odor control system, new storm sewer water tight drainage system 18-36" and gravity sewer replacement between 11th street and Euclid avenue to 11th street and Jefferson avenue, hardscape and landscaping associated.	\$ 17,822,731	December of 2018
Design Crespi drainage emergency improvement	City of Miami Beach, FL	Name: Eugene Egenba, P.E, eugeneegenba@miamibeachfl.gov, 305-216-5824 Address: 1700 Convention Center Drive, Miami Beach, FL 33139	Design permitting and construction of 40,000 GPM storm sewer pump station with Multismart telemetry system, new seawall, pollution control structure, energy dissipator, testing and start-up.	\$ 4,122,515	June of 2016

References:

Both DMSI/APCTE work together on the referenece projects listed below, where DMSI was the Prime Contractor and APCTE the Prime Engineer

PROJECT DESCRIPTION	OWNER	OWNER'S CONTACT INFORMATION	SCOPE OF WORK	ACTUAL CONSTRUCTION COST	COMPLETION DATE
Oleta river emergency forcemain rupture repair, replacement, and redundant	-	Name: Alex Valdez, Alexis.Valdes@miamidade.gov, 786-691-8902 Address: 2800 SW 72 Avenue, Miami, FL 33155	Emergency Design Build of 1,500 HDD& Open-Cut 42-Inch Replacement Forcemain and 800 LF Slipline of existing Forcemain with 42-Inch HDPE. Emergency mobilization to stop leaking sewage from 48-Inch Focemain with no redundancy and inability to stop flow in middle of Oleta River Canal.	\$ 5,000,000	2020
Seaboard acres pump station emergency water main and forcemain replacement	-	Name: Hasan Rizvi, Hasan.gt@gmail.com, (954) 376-2655 Address: 776 NE 125th St. North Miami, FL	Emergency Design, Permit, and Build 936 LF of Horrizontal Directional Drills of 24-Inch HDPE Watermain and Forcemain under canal.	\$ 515,825	2015
Upgrade of Pump Station 0300	Miami-Dade Water and Sewer Department	Name: Juan Curiel, P.E., Juan.Curiel@miamidade.gov, 786-552-8399 Address: Miami-Dade Water and Sewer Department. 3071 SW 38th Avenue Miami, FL 33146	This project consisted of the rehabilitation and upgrade of Pump Station 0300, an important booster facility that suffered a catastrophic disaster, when a dresser coupling failed and flooded the station. APCTE was selected to create a BODR and design the upgrade of the pump station which included five 600 HP pumps, operating in a flow range of 7,000 to 31,000 gpm, which collect sewage from a 72-inch influent pipe and discharge into a common header that joins a 48-inch force main. APCTE performed several analyses of the existing conditions including hydraulic, mechanical, electrical, structural, and architectural to determine the various possibilities and implement the most practical and cost effective solution.	\$ 16,000,000	On going
Upgrade of Sewage Pump Station 0021	Miami-Dade Water and Sewer Department	Name: Bruce Mowry, P.E., bmowry@ATT.net, 386-262-4943 Address: 1700 Convention Center Drive, Miami Beach, FL 33139	This project consisted of the rehabilitation and upgrade of Pump Station 0300, an important booster facility that suffered a catastrophic disaster, when a dresser coupling failed and flooded the station. APCTE was selected to create a BODR and design the upgrade of the pump station which included five 600 HP pumps, operating in a flow range of 7,000 to 31,000 gpm, which collect sewage from a 72-inch influent pipe and discharge into a common header that joins a 48-inch force main. APCTE performed several analyses of the existing conditions including hydraulic, mechanical, electrical, structural, and architectural to determine the various possibilities and implement the most practical and cost effective solution.	\$ 1, 200,000	2020
Upgrade of Sewage Pump Station 0542	Miami-Dade Water and Sewer Department	Name: Otniel Rodriguez, OtnielRodriguez@miamibeachfl.gov, 305-673-7080 Address: 1700 Convention Center Drive, Miami Beach, FL 33139	This project consisted of the upgrade of sewage Pump Station 0542 to meet the design conditions of 780 gpm at 103 feet TDH, with two 45 HP pumps. It included the design of a new valve vault and discharge piping, new 8 foot wet well, new submersible pumps and various electrical equipment upgrades.	\$ 1, 000,000	2019

References:

Both DMSI/APCTE work together on the referenece projects listed below, where DMSI was the Prime Contractor and APCTE the Prime Engineer

Upgrade of Sewage Pump Station 0103	-	Name: Francis Barbeito, P.E., Juan.Curiel@miamidade.gov, 786-552-8143 Address: Miami-Dade Water and Sewer Department. 3071 SW 38th Avenue Miami, FL 33146	This project consisted of the upgrade of sewage Pump Station 0103 which was deemed necessary after Miami Dade Water and Sewer Department determined that the existing pumps did not have enough head to discharge the peak flow within the 10 hour period. The design was based on meeting the operating point of 1,000 gpm and 105 feet TDH with two 60 HP submersible pumps. This upgrade included the design and refurbishment of a new wet well, a new valve vault, submersible pumps, new sanitary manholes inside the property to facilitate placing the station in bypass mode, and the refurbishment of the generator building along with a new diesel generator, including a day and main fuel tank, along with various electrical upgrades.	\$ 1,300,000	On going
Upgrade of Sewage Pump Station 0021	Miami-Dade Water and Sewer Department	Name: Luis G. Lopez-Blazquez, P.E., llopezb@miamidade-psip.com, 305-446-7650 Address: Miami-Dade Water & Sewer Department, Pump Station Improvement Program (PSIP) 3071 SW 38th Avenue Miami, FL 33146	This project consisted of the upgrade of sewage Pump Station 0021 to meet refurbishment of an existing wet well structure, design of a new valve vault, and new submersible pumps as well as sumersible equipments	\$ 1,200,000	2019
Upgrade of Sewage Pump Station 0742	Miami-Dade Water and Sewer Department	Name: Luis G. Lopez-Blazquez, P.E., llopezb@miamidade-psip.com, 305-446-7650 Address: Miami-Dade Water & Sewer Department, Pump Station Improvement Program (PSIP) 3071 SW 38th Avenue Miami, FL 33146	This project consisted of the upgrade of sewage Pump Station 0742 which was deemed necessary after Miami Dade Water and Sewer Department determined that the existing station was experiencing significant inflow and infiltration issues as well as uneven runtime/cycling issues. The design was based on meeting the operating point of 585 gpm and 133 feet TDH with two 47 HP submersible pumps. This upgrade included the design of a new wet well suitable for submersible pumps with 8-inch internal piping, a new valve vault with 8-inch discharge piping, submersible pumps, and 76 LF of new 8-inch force main to an existing 54-inch force main, along with various electrical upgrades.	\$ 1,100,000	2019
Upgrade of Sewage Pump Station 001	Miami-Dade Water and Sewer Department	Name: Nelson Perez-Jacome, P.E., NelsonPerez-Jacome@miamibeachfl.gov, 305-673-7080 Address: 1700 Convention Center Miami Beach, FL 33139	This project consisted of the upgrade of sewage Pump Station 001 deemed necessary by the City of Miami Beach due to several reasons, one of which included the periodic flooding caused by inflow and infiltration. An in-depth analysis was conducted and a report along with calculations and design plans prepared to demonstrate the upgrade of the pump station which included four pumps with a peak flow of 8,600 gpm at 64 ft TDH, along with wet well refurbishments, new flow meters, sluice gates, odor control system, and various upgrades to the existing gravity sewer system.	\$ 1,500,000	2018

References:

Both DMSI/APCTE work together on the referenece projects listed below, where DMSI was the Prime Contractor and APCTE the Prime Engineer

Perrine Basin A Pump Station (MDWASD Pump Station 1142)	Miami-Dade Water and Sewer Department	<p>Name: Eduardo Luis, Eduardo.Luis@miamidade.gov, Eduardo.Luis@miamidade.gov Address: 3071 SW 38th Avenue Miami, FL 33146</p>	<p>This project consisted of an upgrade to the existing sanitary sewer system in the area to better meet the demand of the several large scale future developments. The existing system, undersized, did not meet a significant portion of the area. A new pump station was designed to replace the old PS 751 and included, but was not limited to: a new wet well, valve vault, two submersible 47 HP pumps, an emergency diesel generator, and a 1000 gal fuel storage tank. The pump station was designed for an ultimate peak flow of 793 gpm and allotted for any increase in demand in the pump station's capacity to ensure that neither MDWASD nor Palmetto Bay would have to upgrade the pump station in the near future.</p>	\$ 2,900,000	2013
Upgrade of Sewage Pump Station 001	-	<p>Name: Carlos E. Benavides, Carlos.Benavides@miamidade.gov, 786-552-4361 Address: 3071 SW 38 Avenue, Suite 560-18, Miami, Florida 33146</p>	<p>880 LF Horizontal Directional Drill (HDD) of a 20-inch HDPE FM at Miami International Airport</p>	\$ 500,000	2010

Contract Forms

City of Fort Lauderdale

DESIGN BUILD FLAGLER VILLAGE NEW PUMPING STATION A-24

RFP No. 12673-125

Presented by
*David Mancini & Sons, Inc. In association with
A&P Consulting Transportation Engineers, Corp.*

CAM 22-0689
Exhibit # 2
Page 122 of 136

PRICE PROPOSAL FORM
RFP # 12676-125 DESIGN-BUILD SERVICES
FOR
P12605 Flagler Village Pumping Station A-24

DESIGN

1. Design Development	\$ <u>300,000.00</u>
2. Construction Administration	\$ <u>280,000.00</u>

CONSTRUCTION

3. Mobilization	\$ <u>109,000.00</u>
4. Maintenance of Traffic	\$ <u>40,000.00</u>
5. Site Restoration	\$ <u>138,000.00</u>
6. Gravity Sanitary Sewer	\$ <u>100,000.00</u>
7. Pumping Station	\$ <u>1,458,000.00</u>
8. Electrical Systems	\$ <u>210,000.00</u>
9. Generator and Fuel Tank	\$ <u>390,000.00</u>
10. Forcemain	\$ <u>500,000.00</u>
11. Pump Station Site Improvements	\$ <u>35,000.00</u>

PERMIT ALLOWANCE

12. Permit Fee	\$ <u>5,000</u>
13. Material Allowance	\$ <u>25,000</u>
14. Labor Allowance	\$ <u>25,000</u>


TOTAL BID – Design, Construction, and Permit Allowance Costs (proposed “Contract Price”)

THREE MILLION SIX HUNDRED AND FORTY-TWO THOUSAND DOLLARS AND ZERO CENTS
(IN WORDS)

\$ 3,642,000.00
(FIGURES)

1. The prices listed in the Price Proposal Form shall include the total cost to complete the Work including but not limited to materials, labor, equipment, profit, bonds, insurances, etc., as necessary to ensure proper execution of the design-build services and product requested by the City of Fort Lauderdale. Any pricing, quantities, costs or services that are not listed above, and are known to be required, must be added by the Proposer and listed on a separate sheet and included in the total.
2. I hereby certify that I am authorized to act on behalf of the firm, individual, partnership, corporation or association making this proposal and that all statements made in this document are true and correct to the best of my knowledge. I agree to hold this proposal open for a period of one hundred and eighty (180) days from the deadline for receipt of proposals.
3. I understand and agree to be bound by the conditions contained in the Request for Proposal and shall conform with all requirements of the Request for Proposal.

Fabio Angarita
Name: _____ (Please Print)


Proposer Signature _____ Vice President _____ 05/26/2022
Title: _____ Date: _____

Supplier Response Form**BID/PROPOSAL CERTIFICATION**

Please Note: It is the sole responsibility of the bidder to ensure that his bid is submitted electronically through www.BidSync.com prior to the bid opening date and time listed. Paper bid submittals will not be accepted. All fields below must be completed. If the field does not apply to you, please note N/A in that field.

If you are a foreign corporation, you may be required to obtain a certificate of authority from the department of state, in accordance with Florida Statute §607.1501 (visit <http://www.dos.state.fl.us/>).

Company: (Legal Registration) David Mancini & Sons, Inc.

* EIN (Optional): 27-3716806

Address: 2601 Wiles Road *

City: Pompano Beach

* State: FL

* Zip: 33073

*

Telephone No.: 954-977-3556

* FAX No.: 954-944-2040

* Email: Bids@dmsi.co

*

Delivery: Calendar days after receipt of Purchase Order (section 1.02 of General Conditions): PER CONTRACT

Total Bid Discount (section 1.05 of General Conditions): N/A

Check box if your firm qualifies for MBE / SBE / WBE (section 1.09 of General Conditions):

ADDENDUM ACKNOWLEDGEMENT - Proposer acknowledges that the following addenda have been received and are included in the proposal:

<u>Addendum No.</u>	<u>Date Issued</u>	<u>Addendum No.</u>	<u>Date Issued</u>	<u>Addendum No.</u>	<u>Date Issued</u>
1	05/11/2022	3	05/24/2022		
*	*				
2	05/17/2022	4	06/02/2022		

VARIANCES: If you take exception or have variances to any term, condition, specification, scope of service, or requirement in this competitive solicitation you must specify such exception or variance in the space provided below or reference in the space provided below all variances contained on other pages within your response. Additional pages may be attached if necessary. No exceptions or variances will be deemed to be part of the response submitted unless such is listed and contained in the space provided below. The City does not, by virtue of submitting a variance, necessarily accept any variances. If no statement is contained in the below space, it is hereby implied that your response is in full compliance with this competitive solicitation. If you do not have variances, simply mark N/A. **You must also click the "Take Exception" button.**

None

/*

The below signatory hereby agrees to furnish the following article(s) or services at the price(s) and terms stated subject to all instructions, conditions, specifications addenda, legal advertisement, and conditions contained in the bid/proposal.

I have read all attachments including the specifications and fully understand what is required. By submitting this signed proposal, I will accept a contract if approved by the City and such acceptance covers all terms, conditions, and specifications of this bid/proposal. The below signatory also hereby agrees, by virtue of submitting or attempting to submit a response, that in no event shall the City's liability for respondent's direct, indirect, incidental, consequential, special or exemplary damages, expenses, or lost profits arising out of this competitive solicitation process, including but not limited to public advertisement, bid conferences, site visits, evaluations, oral presentations, or award proceedings exceed the amount of Five Hundred Dollars (\$500.00). This limitation shall not apply to claims arising under any provision of indemnification or the City's protest ordinance contained in this competitive solicitation.

Submitted by:

CAM 22-0689

Exhibit # 2

Page 125 of 136

Fabio Angarita
Name (printed)

Fabio Angarita
Signature

06/02/2022
Date

Vice President
Title

Revised 4/28/2020

Supplier Response Form

NON-COLLUSION STATEMENT:

By signing this offer, the vendor/contractor certifies that this offer is made independently and *free* from collusion. Vendor shall disclose below any City of Fort Lauderdale, FL officer or employee, or any relative of any such officer or employee who is an officer or director of, or has a material interest in, the vendor's business, who is in a position to influence this procurement.

Any City of Fort Lauderdale, FL officer or employee who has any input into the writing of specifications or requirements, solicitation of offers, decision to award, evaluation of offers, or any other activity pertinent to this procurement is presumed, for purposes hereof, to be in a position to influence this procurement.

For purposes hereof, a person has a material interest if they directly or indirectly own more than 5 percent of the total assets or capital stock of any business entity, or if they otherwise stand to personally gain if the contract is awarded to this vendor.

In accordance with City of Fort Lauderdale, FL Policy and Standards Manual, 6.10.8.3,

3.3. City employees may not contract with the City through any corporation or business entity in which they or their immediate family members hold a controlling financial interest (e.g. ownership of five (5) percent or more).
3.4. Immediate family members (spouse, parents and children) are also prohibited from contracting with the City subject to the same general rules.

Failure of a vendor to disclose any relationship described herein shall be reason for debarment in accordance with the provisions of the City Procurement Code.

<u>NAME</u>	<u>RELATIONSHIPS</u>
N/A	N/A

In the event the vendor does not indicate any names, the City shall interpret this to mean that the vendor has indicated that no such relationships exist.

Fabio Angarita Authorized Signature	Vice President Title
Fabio Angarita Name (Printed)	06/02/2022 Date

Supplier Response Form

CONTRACT PAYMENT METHOD

The City of Fort Lauderdale has implemented a Procurement Card (P-Card) program which changes how payments are remitted to its vendors. The City has transitioned from traditional paper checks to credit card payments via MasterCard or Visa as part of this program.

This allows you as a vendor of the City of Fort Lauderdale to receive your payments fast and safely. No more waiting for checks to be printed and mailed.

In accordance with the contract, payments on this contract will be made utilizing the City's P-Card (MasterCard or Visa). Accordingly, bidders must presently have the ability to accept these credit cards or take whatever steps necessary to implement acceptance of a card before the start of the contract term, or contract award by the City.

All costs associated with the Contractor's participation in this purchasing program shall be borne by the Contractor. The City reserves the right to revise this program as necessary.

By signing below you agree with these terms.

Please indicate which credit card payment you prefer:

MasterCard

Visa

David Mancini & Sons Inc
Company Name

*

Fabio Angarita
*
Name (Printed)

Fabio Angarita
*
Signature

06/02/2022 *
Date

Vice President
*
Title

Supplier Response Form

CONTRACTOR'S CERTIFICATE OF COMPLIANCE WITH NON-DISCRIMINATION PROVISIONS OF THE CONTRACT

The completed and signed form should be returned with the Contractor's submittal. If not provided with submittal, the Contractor must submit within three business days of City's request. Contractor may be deemed non-responsive for failure to fully comply within stated timeframes.

Pursuant to City Ordinance Sec. 2-187(c), bidders must certify compliance with the Non-Discrimination provision of the ordinance.

The Contractor shall not, in any of his/her/its activities, including employment, discriminate against any individual on the basis of race, color, national origin, religion, creed, sex, disability, sexual orientation, gender, gender identity, gender expression, or marital status.

1. The Contractor certifies and represents that he/she/it will comply with Section 2-187, Code of Ordinances of the City of Fort Lauderdale, Florida, as amended by Ordinance C-18-33 (collectively, "Section 2-187").
2. The failure of the Contractor to comply with Section 2-187 shall be deemed to be a material breach of this Agreement, entitling the City to pursue any remedy stated below or any remedy provided under applicable law.
3. The City may terminate this Agreement if the Contractor fails to comply with Section 2-187.
4. The City may retain all monies due or to become due until the Contractor complies with Section 2-187.
5. The Contractor may be subject to debarment or suspension proceedings. Such proceedings will be consistent with the procedures in section 2-183 of the Code of Ordinances of the City of Fort Lauderdale, Florida.

Fabio Angarita
Authorized Signature

*

Fabio Angarita, Vice President
Print Name and Title

*

06/02/2022 *
Date

Supplier Response Form**TRENCH SAFETY**

Bidder acknowledges that included in the appropriate bid items of his bid and in the Total Bid Price are costs for complying with the Florida Trench Safety Act, Florida Statutes 553.60 – 553.64. The bidder further identifies the costs of such compliance to be summarized below:

Trench Safety Measure (Description)	Units of Measure (LF/SF)	Unit (Quantity)	Unit Cost	Extended Cost
A. Trench Boxes *	LS *	1 *	\$ 5,000 *	\$ 5,000 *
B.			\$	\$
C.			\$	\$
D.			\$	\$

Total: \$ 5,000 *

The bidder certifies that all trench excavation done within his control in excess of five feet (5') in depth shall be in accordance with the Occupational Safety and Health Administration's excavation safety standards, C.F.R. s. 1926.650 Subpart P., and the Florida Trench Safety Act, Florida Statutes 553.60-553.64.

Failure to complete the above may result in the bid being declared non-responsive.

DATE: 06/02/2022

Fabio Angarita
(SIGNATURE)

STATE OF: Florida

COUNTY OF: Broward

PERSONALLY APPEARED BEFORE ME, the undersigned authority,

Fabio Angarita
(Name of Individual Signing)

Fabio Angarita
Fabio Angarita
June

who, after first being duly sworn by me,
affixed his/her signature in the space provided above on this 02 day of
, 20 22 .

Jacqueline Bermudez

NOTARY PUBLIC

My Commission Expires: May 21, 2025

Supplier Response Form**CONSTRUCTION BID CERTIFICATION**

Please Note: It is the sole responsibility of the bidder to ensure that his bid is submitted electronically through www.BidSync.com prior to the bid opening date and time listed. Paper bid submittals will not be accepted. All fields below must be completed. If the field does not apply to you, please note N/A in that field.

If you are a foreign corporation, you may be required to obtain a certificate of authority from the Department of State, in accordance with Florida Statute §607.1501 (visit <http://www.dos.state.fl.us/>).

Company: (Legal Registration) David Mancini & Sons, Inc. *

Address: 2601 Wiles Road *

City: Pompano Beach * State: FL * Zip: 33073 *

Telephone No.: 954-977-3556 * FAX No.: 954-944-2040 * Email: bids@dmsi.co *

Check box if your firm qualifies for MBE / SBE / WBE:

If a corporation, state the name of the President, Secretary and Resident Agent. If a partnership, state the names of all partners. If a trade name, state the names of the individuals who do business under the trade name.

David Mancini *	President *	David Mancini Jr.	Vice-President/Secretary
Name	Title	Name	Title
Richard Mancini	Vice-President	Fabio Angarita	Vice President
Name	Title	Name	Title

ADDENDUM ACKNOWLEDGEMENT - Bidder acknowledges that the following addenda have been received and are included in the proposal:

<u>Addendum No.</u>	<u>Date Issued</u>	<u>Addendum No.</u>	<u>Date Issued</u>	<u>Addendum No.</u>	<u>Date Issued</u>
1 *	05/11/2022 *	3	05/24/2022		
2	05/17/2022	4	06/02/2022		

VARIANCES: If you take exception or have variances to any term, condition, specification, or requirement in this bid you must specify such variance in the space provided below or reference in the space provided below all variances contained on other pages within your bid. Additional pages may be attached if necessary. No variances will be deemed to be part of the bid submitted unless such is listed and contained in the space provided below. The City does not, by virtue of submitting a variance, necessarily accept any variances. If no statement is contained in the below space, it is hereby implied that your response is in full compliance with this competitive solicitation. If you do not have variances, simply mark N/A. **You must also click the "Take Exception" button.**

None

6 *

The below signatory affirms that he has or will obtain all required permits and licenses from the appropriate agencies, and that his firm is authorized to do business in the State of Florida. The below signatory agrees to furnish all labor, tools, material, equipment and supplies, and to sustain all the expense incurred in doing the work set forth in strict accordance with the bid plans and contract documents at the unit prices indicated if awarded a contract. The below signatory has not divulged to, discussed, or compared this bid with other bidders, and has not colluded with any other bidder or parties to this bid whatsoever. Furthermore, the undersigned guarantees the truth and accuracy of all statements and answers contained in this bid. The below signatory also hereby agrees, by virtue of submitting or attempting to submit a bid, that in no event shall the City's liability for bidder's direct, indirect, incidental, consequential, special or exemplary damages, expenses, or lost profits arising out of this competitive solicitation process, including but not limited to public advertisement, bid conferences, site visits, evaluations, oral presentations, or award proceedings exceed the amount of Five Hundred Dollars (\$500.00). This limitation shall not apply to claims arising under any provision of indemnification or the City's protest ordinance contained in this competitive solicitation.

Submitted by:

Fabio Angarita Name (printed)	*	Fabio Angarita Signature	*
06/02/2022 Date	*	Vice President Title	*

Revised 4/28/2020

Supplier Response Form**E-VERIFY AFFIRMATION STATEMENT**

RFP/Bid /Contract No: 12673-125 Design Build Flagler Village New Pumping Station A-24

The City of Fort Lauderdale,
FL ("City") has issued this
Project Description: Request for Proposal (RFP) to

Contractor/Proposer/Bidder acknowledges and agrees to utilize the U.S. Department of Homeland Security's E-Verify System to verify the employment eligibility of,

- (a) all persons employed by Contractor/Proposer/Bidder to perform employment duties within Florida during the term of the Contract, and,
- (b) all persons (including subcontractors/vendors) assigned by Contractor/Proposer/Bidder to perform work pursuant to the Contract.

The Contractor/Proposer/Bidder acknowledges and agrees that use of the U.S. Department of Homeland Security's E-Verify System during the term of the Contract is a condition of the Contract.

Contractor/Proposer/ Bidder Company Name: David Mancini & Sons, Inc.

Authorized Company Person's Signature: Fabio Angarita

Authorized Company Person's Title: Vice President

Date: 06/02/2022

9/15/2020

Supplier Response Form



DISADVANTAGED BUSINESS ENTERPRISE (DBE) PREFERENCE

Section 2-185, Code of Ordinances of the City of Fort Lauderdale, provides for a disadvantaged business enterprise preference.

In order to be considered for a DBE Preference, a bidder must include a certification from a government agency, as applicable to the DBE Preference class claimed **at the time of bid submittal**.

Upon formal request of the City, based on the application of a DBE Preference the Bidder shall, within **ten (10)** calendar days, submit the following documentation to the DBE Class claimed:

- a) Copy of City of Fort Lauderdale current year business tax receipt, **or** Broward County current year business tax receipt, **or** State of Florida active registration **and/or**
- b) List of the names of all employees of the bidder and evidence of employees' residences within the geographic bounds of the City of Fort Lauderdale or Broward County, as the case may be, such as current Florida driver license, residential utility bill (water, electric, telephone, cable television), or other type of similar documentation acceptable to the City.

Failure to comply at time of bid submittal shall result in the bidder being found ineligible for the disadvantaged business enterprise preference.

THE COMPLETE DBE PREFERENCE ORDINANCE MAY BE FOUND ON THE CITY'S WEB SITE AT THE FOLLOWING LINK: https://library.municode.com/fl/fort_lauderdale/codes/code_of_ordinances?nodeId=COOR_CH2AD_ARTVFI_DIV2PR_S2-185EQOPDIBUEN&showChanges=true

Definitions

- a. The term "disadvantaged class 1 enterprise" shall mean any disadvantaged business enterprise that has established and agrees to maintain a permanent place of business located in a non-residential zone, staffed with full-time employees within the limits of the City, and provides supporting documentation of its City of Fort Lauderdale business tax and disadvantaged certification as established in the City's Procurement Manual.
- b. The term "disadvantaged class 2 enterprise" shall mean any disadvantaged business enterprise that has established and agrees to maintain a permanent place of business within the limits of the City with full-time employees and provides supporting documentation of its City of Fort Lauderdale business tax and disadvantaged certification as established in the City's Procurement Manual.
- c. The term "disadvantaged class 3 enterprise" shall mean any disadvantaged business enterprise that has established and agrees to maintain a permanent place of business located in a non-residential zone, staffed with full-time employees within the limits of the Tri-County area and provides supporting documentation of its City of Fort Lauderdale business tax and disadvantaged certification as established in the City's Procurement Manual.
- d. The term "disadvantaged class 4 enterprise" shall mean any disadvantaged business enterprise that does not qualify as a Class 1, Class 2, or Class 3 business, but is located in the State of Florida and provides supporting documentation of its disadvantaged certification as established in the City's Procurement Manual.

DISADVANTAGED BUSINESS ENTERPRISE CERTIFICATION STATEMENT

The Business identified below certifies that it qualifies for the disadvantaged business enterprise preference classification as indicated herein, and further certifies and agrees that it will re-affirm its preference classification annually no later than **thirty (30)** calendar days prior to the anniversary of the date of a contract awarded pursuant to this solicitation. Violation of the foregoing provision may result in contract termination.

- (1) N/A (Business Name) is a disadvantaged **Class 1** enterprise as defined in the City of Fort Lauderdale Ordinance Section 2-185 disadvantaged business enterprise that has established and agrees to maintain a permanent place of business located in a non-residential zone, staffed with full-time employees within the limits of the City, and provides supporting documentation of its City of Fort Lauderdale business tax and disadvantaged certification as established in the City's Procurement Manual.
- (2) N/A (Business Name) is a disadvantaged **Class 2** enterprise as defined in the City of Fort Lauderdale Ordinance Section 2-185 disadvantaged business enterprise that has established and agrees to maintain a permanent place of business within the limits of the City with full-time employee(s) and provides supporting documentation of its City of Fort Lauderdale business tax and disadvantaged certification as established in the City's Procurement Manual.
- (3) N/A (Business Name) is a disadvantaged **Class 3** enterprise as defined in the City of Fort Lauderdale Ordinance Section 2-185 disadvantaged business enterprise that has established and agrees to maintain a permanent place of business located in a non-residential zone, staffed with full-time employees within the limits of the Tri-County area and provides supporting documentation of its City of Fort Lauderdale business tax and disadvantaged certification as established in the City's Procurement Manual.
- (4) N/A (Business Name) is a disadvantaged **Class 4** enterprise as defined in the City of Fort Lauderdale Ordinance Section 2-185 disadvantaged business enterprise that does not qualify as a Class 1, Class 2, or Class 3 business, but is located in the State of Florida and provides supporting documentation of its disadvantaged certification as established in the City's Procurement Manual.
- (5) N/A (Business Name) requests a **Conditional Class 1** classification as defined in the City of Fort Lauderdale Ordinance No. C-17-26, Sec.2-186. Written certification of intent to meet the requirements shall be provided to the City within three (3) months of entering into a contract with the City.
- (6) N/A (Business Name) requests a **Conditional Class 2** classification as defined in the City of Fort Lauderdale Ordinance No. C-17-26, Sec.2-186. Written certification of intent to meet the requirements shall be provided to the City within three (3) months of entering into a contract with the City.

BIDDER'S COMPANY: David Mancini & Sons, Inc.

AUTHORIZED COMPANY PERSON:	Fabio Angarita PRINT NAME	Fabio Angarita SIGNATURE	06/02/2022 DATE
----------------------------------	----------------------------------	---------------------------------	------------------------

Forms Non-Iso – revised 7/2/2021



CERTIFICATE OF LIABILITY INSURANCE

DATE (MM/DD/YYYY) 3/23/2022

THIS CERTIFICATE IS ISSUED AS A MATTER OF INFORMATION ONLY AND CONFERS NO RIGHTS UPON THE CERTIFICATE HOLDER. THIS CERTIFICATE DOES NOT AFFIRMATIVELY OR NEGATIVELY AMEND, EXTEND OR ALTER THE COVERAGE AFFORDED BY THE POLICIES BELOW.

IMPORTANT: If the certificate holder is an ADDITIONAL INSURED, the policy(ies) must have ADDITIONAL INSURED provisions or be endorsed. If SUBROGATION IS WAIVED, subject to the terms and conditions of the policy, certain policies may require an endorsement.

PRODUCER: Insurance Office of America, Inc. 1855 West State Road 434 Longwood, FL 32750
CONTACT NAME: Brenda Laflamme
PHONE (A/C, No, Ext): (407) 998-5421 15421
FAX (A/C, No): (407) 788-7933
E-MAIL ADDRESS: Brenda.Laflamme@ioausa.com
INSURER(S) AFFORDING COVERAGE:
INSURER A: Liberty County Mutual Insurance Company 19544
INSURER B: Zurich American Insurance Company 16535
INSURER C: Indian Harbor Insurance Company 36940
INSURER D:
INSURER E:
INSURER F:

COVERAGES CERTIFICATE NUMBER: REVISION NUMBER:

THIS IS TO CERTIFY THAT THE POLICIES OF INSURANCE LISTED BELOW HAVE BEEN ISSUED TO THE INSURED NAMED ABOVE FOR THE POLICY PERIOD INDICATED. NOTWITHSTANDING ANY REQUIREMENT, TERM OR CONDITION OF ANY CONTRACT OR OTHER DOCUMENT WITH RESPECT TO WHICH THIS CERTIFICATE MAY BE ISSUED OR MAY PERTAIN, THE INSURANCE AFFORDED BY THE POLICIES DESCRIBED HEREIN IS SUBJECT TO ALL THE TERMS, EXCLUSIONS AND CONDITIONS OF SUCH POLICIES. LIMITS SHOWN MAY HAVE BEEN REDUCED BY PAID CLAIMS.

Table with columns: INSR LTR, TYPE OF INSURANCE, ADDL INSD, SUBR WVD, POLICY NUMBER, POLICY EFF (MM/DD/YYYY), POLICY EXP (MM/DD/YYYY), LIMITS. Rows include Commercial General Liability, Automobile Liability, Umbrella Liab, Excess Liab, Workers Compensation and Employers' Liability, Leased/Rented, Prof & Poll Liab.

DESCRIPTION OF OPERATIONS / LOCATIONS / VEHICLES (ACORD 101, Additional Remarks Schedule, may be attached if more space is required)

CERTIFICATE HOLDER CANCELLATION

David Mancini & Sons, Inc. - FOR INFORMATIONAL PURPOSES ONLY 2601 Wiles Rd Pompano Beach, FL 33073
SHOULD ANY OF THE ABOVE DESCRIBED POLICIES BE CANCELLED BEFORE THE EXPIRATION DATE THEREOF, NOTICE WILL BE DELIVERED IN ACCORDANCE WITH THE POLICY PROVISIONS.
AUTHORIZED REPRESENTATIVE: [Signature] - A034287 CAM 22-0689 Exhibit # 2