

**City of Fort Lauderdale  
Fleet Services  
Vehicle Replacement Analysis and Summary**

V6443  
2009 TORO 3100

<u>FACTOR</u>	<u>POINTS</u>	<u>INPUT</u>	<u>SCORING GUIDELINES</u>
Age	7.2849315	7.284931507	One point for each year of chronological age, based on in-service date.
Miles	0.00	0	One point for each 10,000 miles of use adjusted if excessive idling time (125%).
Hours	20.42	6,125	One point for each 300 hours of use.
Type of Service	5	5	1 to 5 points are assigned based on the type of vocational use and service duty.
Reliability	3.25	0.80	Points are assigned as 1 to 5 depending on the frequency that the vehicle is in the shop for repair. 5 = two or more times per month average. 4 = one time per month average. 3 = once every two months average. 2 = once every three months average. 1 = once every four months or less average. Does not include scheduled PM service.
O&M Costs	5	99%	Points assigned based on total life O&M costs (not including cost of repair due to accident damage) compared to vehicle's original purchase price. 1=20%, 2=40%, 3=60%, 4=80%, 5=100%.
Condition	5	Poor	Takes into consideration body condition, rust, interior condition, accident history, anticipated repairs, etc. A scale of 1 to 5 points. 1 = new, 2 = very good, 3 = good, 4 = fair, 5 = poor.
<b>Total Points &amp; Summary*</b>	<b>46</b>		<b>Condition IV - Qualifies for Replacement</b>

**SUMMARY\***

<u>Points</u>	<u>Condition</u>	<u>Ranking</u>
<18	I	Excellent
18 to 22	II	Good
23 to 27	III	Requires replacement during current fiscal year
28 or more	IV	Needs immediate replacement due to safety concerns or catastrophic mechanical failure



City of Fort Lauderdale

Fleet Services Vehicle Report

V6443

Vehicle Receiving Report		FVS	FIN	DEPT	New <input type="checkbox"/>	Change <input type="checkbox"/>
Class 63AX Dept: PKR080501-D Yr: TOROX, 3100, 2009 V6443 2009 TOROX 3100 VIN: 290000124 Supervisor: MCATAMNEY, DEANNA Driver: SHARED / NO ASSIGNED DRIVER	AQR: ALL OTHER Vehicle Key: Fuel Key: Fuel Type: G Fuel Miles:			Ordered: Received: In Service: 12/09/2009 Retirement: 12/10/2014 Life: 60 mos.		
	WO Miles: 6,125 License: FEMA:			PO #: PO Price: Cap Cost: \$18,730.00 O&M: \$258.00 Repl: \$0.00 Monthly Total \$258.00		
65	MEMO	V6443		Replaces		
		Class _____		Year _____		

FCBS

FRONT

BACK

<p>Photo N/A</p>	<p>Photo N/A</p>
------------------	------------------

WO NUMBER	UNIT	METER	CLOSED DATE	DOWN TIME TO DATE	LABOR HRS	LABOR COST	PARTS COST	SUBLET COSTS	TOTAL COST
1412272	V6443	1,250	5/2/11	7.82	2.90	172.03	22.00	0.00	194.03
1514273	V6443	1,250	5/5/11	71.23	4.70	278.80	62.52	0.00	341.32
1522043	V6443	2,202	5/8/12	6.27	2.50	148.30	9.30	0.00	157.60
1522727	V6443	1,675	11/2/11	1.75	1.70	100.84	19.84	0.00	120.68
1637678	V6443	1,638	10/19/11	110.32	2.90	172.03	105.23	0.00	277.26
1652756	V6443	1,675	11/3/11	2.22	2.80	154.23	0.00	0.00	154.23
1653851	V6443	2,235	11/15/12	7.07	3.40	201.69	34.44	0.00	236.13
1707257	V6443	1,805	2/1/12	57.05	2.00	118.64	88.24	0.00	206.88
1713837	V6443	1,805	2/9/12	23.68	7.20	427.10	62.16	0.00	489.26
1715195	V6443	1,805	2/10/12	8.13	1.50	88.98	55.29	0.00	144.27
1774427	V6443	2,202	5/10/12	49.63	0.60	35.59	38.87	0.00	74.46
1775700	V6443	3,002	5/21/13	6.58	2.80	166.10	11.18	0.00	177.28
1849807	V6443	2,215	8/20/12	3.57	1.50	88.98	0.00	0.00	88.98
1914827	V6443	3,435	12/3/13	8.57	2.00	118.64	8.15	0.00	126.79
1969644	V6443	2,245	2/15/13	20.34	6.30	373.72	57.26	0.00	430.98
2011355	V6443	2,936	4/19/13	59.57	3.00	177.96	106.42	0.00	284.38
2036753	V6443	3,002	5/23/13	48.64	6.20	367.78	4.23	0.00	372.01
2038666	V6443	3,757	5/27/14	3.78	3.80	225.42	25.15	0.00	250.57
2198707	V6443	3,329	10/8/13	8.80	1.80	106.78	0.00	0.00	106.78
2228895	V6443	3,356	10/24/13	51.70	3.90	231.35	152.28	0.00	383.83
2297707	V6443	4,307	12/8/14	3.32	3.20	189.82	8.30	0.00	198.12
2545430	V6443	3,712	5/1/14	96.87	3.58	212.37	95.83	0.00	308.20
2582834	V6443	4,856	7/14/15	6.64	4.40	261.01	24.94	0.00	285.95
2582840	V6443	3,757	6/9/14	204.52	17.30	1,026.24	570.03	0.00	1,586.27
2653690	V6443	3,757	7/8/14	0.01	0.00	0.00	311.79	0.00	311.79
3273855	V6443	4,307	12/8/14	211.53	3.40	201.69	248.90	0.00	450.59
3621365	V6443	4,308	1/7/15	1.93	1.80	106.78	0.00	0.00	106.78
3735943	V6443	4,309	2/26/15	1.23	1.30	77.12	121.47	0.00	198.59
4008967	V6443	4,309	7/6/15	3.54	1.80	106.78	0.00	0.00	106.78
4026706	V6443	4,856	8/13/15	176.00	25.80	1,530.46	1,258.20	0.00	2,786.66
4170664	V6443	5,467	9/17/15	7.32	1.65	97.88	0.00	0.00	97.88
4173182	V6443	5,467	9/18/15	3.67	1.98	117.45	0.00	0.00	117.45
4186271	V6443	5,468	9/24/15	3.99	1.82	107.96	126.50	0.00	234.46
4364319	V6443	5,468	2/5/16	2.79	2.00	118.64	6.26	0.00	124.90
4382674	V6443	5,468	2/5/16	110.57	10.85	643.62	686.35	45.00	1,374.97
4401025	V6443		8/4/16	2.96	2.00	118.64	6.16	0.00	124.80
4525284	V6443	5,468	8/3/16	97.44	24.41	1,448.00	1,333.35	0.00	2,781.35
4547250	V6443	5,469	8/18/16	0.00	0.00	0.00	153.91	0.00	153.91
4596497	V6443	5,469	10/28/16	6.26	5.50	326.26	108.98	0.00	435.24
4602988	V6443	5,470	11/7/16	3.80	2.00	118.64	16.17	0.00	134.81
4631017	V6443	6,045	12/16/16	67.85	2.59	153.64	107.31	0.00	260.95
<b>1,568.96</b>				<b>180.68</b>	<b>10,717.94</b>	<b>6,045.01</b>	<b>45.00</b>	<b>16,807.95</b>	

wo number	unit	meter	close date	down time	wo labor hour	wo labor cost	wo part cost	comm part cost	comm labor cost	total
00437609	V6443	0	16-Nov-10	91.4	2.6	104	0	0	0	104
00437402	V6443	0	12-Nov-10	74.7	1.7	68	218.67	0	0	286.67
00437563	V6443	0	12-Nov-10	11	2.5	100	7.3	0	0	107.3
00438136	V6443	0	22-Nov-10	0	0	0	72.9	0	0	72.9
00422216	V6443	0	24-Feb-10	173.2	0.3	11.4	0	0	0	11.4
00418406	V6443	0	11-Dec-09	43.5	1.5	57	91.84	0	0	148.84
00416937	V6443	0	15-Nov-09	1.3	1.3	49.4	0	0	0	49.4
00422115	V6443	0	16-Feb-10	11.7	0	0	0	0	0	0
00419113	V6443	0	22-Dec-09	6.9	0.8	30.4	0	0	0	30.4
00417491	V6443	0	23-Nov-09	6.5	2	76	0.43	0	0	76.43
00419473	V6443	0	30-Dec-09	18.1	1	38	0	0	0	38
00418986	V6443	0	21-Dec-09	17	1.7	64.6	0	0	0	64.6
00424918	V6443	0	08-Apr-10	46.3	2.6	98.8	0	0	0	98.8
00428450	V6443	0	09-Jun-10	121.7	11.4	433.2	39.3	0	0	472.5
00437307	V6443	0	08-Nov-10	2.9	1.6	64	0	0	0	64
00432351	V6443	0	11-Aug-10	9.6	2.8	106.4	7.57	0	0	113.97
<b>635.8</b>				<b>33.8</b>	<b>1301.2</b>	<b>438.01</b>	<b>0</b>	<b>0</b>	<b>1739.21</b>	

DOWN TIME TO DATE	LABOR HRS	LABOR COST	PARTS COST	SUBLET COSTS	TOTAL COST
2,204.76	214.48	12,019.14	6,483.02	45.00	18,547.16

**City of Fort Lauderdale  
Fleet Services  
Vehicle Replacement Analysis and Summary**

V6517  
2011 TORO 3060

<u>FACTOR</u>	<u>POINTS</u>	<u>INPUT</u>	<u>SCORING GUIDELINES</u>
Age	6.4	6.4	One point for each year of chronological age, based on in-service date.
Miles	0.00	0	One point for each 10,000 miles of use adjusted if excessive idling time (125%).
Hours	6.37	1,911	One point for each 300 hours of use.
Type of Service	5	5	1 to 5 points are assigned based on the type of vocational use and service duty.
Reliability	3.25	0.66	Points are assigned as 1 to 5 depending on the frequency that the vehicle is in the shop for repair. 5 = two or more times per month average. 4 = one time per month average. 3 = once every two months average. 2 = once every three months average. 1 = once every four months or less average. Does not include scheduled PM service.
O&M Costs	5	87%	Points assigned based on total life O&M costs (not including cost of repair due to accident damage) compared to vehicle's original purchase price. 1=20%, 2=40%, 3=60%, 4=80%, 5=100%.
Condition	5	Poor	Takes into consideration body condition, rust, interior condition, accident history, anticipated repairs, etc. A scale of 1 to 5 points. 1 = new, 2 = very good, 3 = good, 4 = fair, 5 = poor.
<b>Total Points &amp; Summary*</b>	<b>31</b>		<b>Condition IV - Qualifies for Replacement</b>

**SUMMARY\***

<b>Points</b>	<b>Condition</b>	<b>Ranking</b>
<18	I	Excellent
18 to 22	II	Good
23 to 27	III	Requires replacement during current fiscal year
28 or more	IV	Needs immediate replacement due to safety concerns or catastrophic mechanical failure



City of Fort Lauderdale

Fleet Services Vehicle Report

V6517

Vehicle Receiving Report		FVS	FIN	DEPT	New <input type="checkbox"/>	Change <input type="checkbox"/>
Class 61X Dept: TAM070201-D Yr: TOROX, 30360, 2011 V6517 2011 TOROX 30360 VIN: 310000157 Supervisor: CARLTON HARRISON Driver: POOL VEHICLE	AQR: ALL OTHER Vehicle Key: Fuel Key: Fuel Type: D Fuel Miles:			Ordered: Received: In Service: 10/28/2010 Retirement: 10/29/2015 Life: 60 mos.		
	WO Miles: 1,911 License: FEMA:			PO #: PO Price: Cap Cost: \$16,968.00 O&M: \$210.00 Repl: \$.00 Monthly Total \$210.00		
120	MEMO	V6517		Replaces		
		Class _____		Year _____		
FCBS						

FRONT

BACK

<p>Photo N/A</p>	<p>Photo N/A</p>
------------------	------------------

WO NUMBER	UNIT	METER	CLOSED DATE	DOWN TIME TO DATE	LABOR HRS	LABOR COST	PARTS COST	SUBLET COSTS	TOTAL COST	
1417695	V6517	89	12/20/2010	35.80	1.50	88.98	0.00	0.00	88.98	
1448084	V6517	91	3/10/2011	1.98	1.60	94.91	9.38	0.00	104.29	
1483999	V6517	90	3/21/2011	1.73	2.00	118.64	28.38	0.00	147.02	
1503127	V6517	91	4/19/2011	52.42	0.80	47.46	36.29	0.00	83.75	
1522999	V6517	563	10/31/2011	3.67	2.30	136.44	39.56	0.00	176.00	
1523524	V6517	312	6/27/2011	1.65	1.60	94.91	50.61	0.00	145.52	
1563022	V6517	312	6/29/2011	51.95	1.70	100.84	46.95	0.00	147.79	
1563800	V6517	607	2/28/2012	1.53	1.70	100.84	13.95	0.00	114.79	
1605928	V6517	443	9/9/2011	220.98	2.60	154.23	240.69	79.60	474.52	
1650769	V6517	563	10/31/2011	2.75	2.50	148.30	30.51	0.00	178.81	
1650995	V6517	608	11/9/2012	1.92	1.80	106.78	27.27	0.00	134.05	
1652803	V6517	563	11/14/2011	159.37	11.00	652.52	292.83	0.00	945.35	
1726331	V6517	607	2/28/2012	0.70	0.80	47.46	69.96	0.00	117.42	
1726832	V6517	608	6/29/2012	6.66	2.00	118.64	11.58	0.00	130.22	
1913016	V6517	609	3/11/2013	3.30	3.10	183.89	3.49	0.00	187.38	
1913108	V6517	630	11/15/2013	2.90	2.70	160.16	1.33	0.00	161.49	
1987339	V6517	611	7/8/2013	2.77	2.90	172.03	0.00	0.00	172.03	
2023386	V6517	609	5/1/2013	1.63	1.20	71.18	0.00	0.00	71.18	
2076127	V6517	632	3/31/2014	2.30	2.10	124.57	1.33	0.00	125.90	
2272595	V6517	640	11/21/2013	81.23	4.20	249.14	7.40	98.00	354.54	
2274617	V6517	923	11/13/2014	7.60	3.40	201.69	35.71	0.00	237.40	
2495955	V6517	723	7/30/2014	3.40	3.40	201.69	27.65	0.00	229.34	
2709565	V6517	1,115	3/27/2015	2.82	2.90	172.03	32.66	0.00	204.69	
2709566	V6517	723	7/30/2014	4.12	3.50	207.62	0.00	0.00	207.62	
2732849	V6517	729	8/13/2014	99.93	6.90	409.31	16.70	0.00	426.01	
2796586	V6517	729	8/26/2014	0.01	0.00	0.00	0.00	75.00	75.00	
2941602	V6517	850	10/8/2014	143.59	5.60	332.19	517.63	0.00	849.82	
3197324	V6517	1,477	12/4/2015	0.00	4.64	275.24	47.44	0.00	322.68	
3197325	V6517	923	11/19/2014	86.65	3.30	195.76	167.39	0.00	363.15	
3790033	V6517	1,301	7/31/2015	6.21	2.30	136.44	8.53	0.00	144.97	
3790034	V6517	1,115	3/27/2015	2.61	2.50	148.30	130.97	0.00	279.27	
3889778	V6517	1,116	5/12/2015	2.13	2.20	130.50	0.00	0.00	130.50	
4065107	V6517	1,301	8/4/2015	18.25	7.90	468.63	514.78	0.00	983.41	
4122016	V6517	1,540	8/31/2015	26.76	4.39	260.41	65.73	0.00	326.14	
4290775	V6517	1,477	12/4/2015	122.61	6.18	366.60	549.50	0.00	916.10	
4366094	V6517	1,477	12/17/2015	0.01	0.00	0.00	69.06	0.00	69.06	
4369673	V6517	1,515	1/21/2016	147.85	4.58	271.69	109.50	0.00	381.19	
4411311	V6517	1,599	4/1/2016	3.83	3.37	199.91	22.36	0.00	222.27	
4415121	V6517	1,515	3/1/2016	15.32	0.85	50.42	0.00	0.00	50.42	
4441928	V6517		7/29/2016	0.00	3.52	208.81	29.95	0.00	238.76	
4441929	V6517	1,599	4/13/2016	64.00	10.13	600.91	887.95	0.00	1488.86	
4468090	V6517	1,599	4/22/2016	3.32	1.50	88.98	0.00	0.00	88.98	
4470535	V6517	1,599	4/26/2016	0.01	0.00	0.00	126.03	0.00	126.03	
4534054	V6517	1,909	1/12/2017	0.00	2.30	136.44	36.76	0.00	173.20	
4535683	V6517	1,602	8/8/2016	36.02	2.68	158.98	246.72	0.00	405.70	
4569747	V6517	1,602	9/29/2016	45.14	4.96	294.23	386.63	0.00	680.86	
4595069	V6517	1,602	11/2/2016	41.73	4.40	261.01	374.80	0.00	635.81	
4658521	V6517	1,909	1/13/2017	8.00	3.75	222.45	131.04	0.00	353.49	
					<b>1529.16</b>	<b>151.25</b>	<b>8972.15</b>	<b>5447.00</b>	<b>252.60</b>	<b>14671.75</b>

WO number	unit	meter	close date	downtime	labor hrs	labor cost	parts cost	sublet costs	total	
00436179	V6517	0	19-Oct-10	3.3	1.6	64	0	0	64	
00436689	V6517	0	27-Oct-10	0	0	0	66.03	0	66.03	
					<b>3.30</b>	<b>1.60</b>	<b>64.00</b>	<b>66.03</b>	<b>0.00</b>	<b>130.03</b>

DOWN TIME TO DATE    LABOR HRS    LABOR COST    PARTS COST    SUBLET COSTS    TOTAL COST  
1532.46            152.85            9036.15            5513.03            252.60            14801.78 #51

**City of Fort Lauderdale  
Fleet Services  
Vehicle Replacement Analysis and Summary**

V5990  
2007 TORO 2500

<b>FACTOR</b>	<b>POINTS</b>	<b>INPUT</b>	<b>SCORING GUIDELINES</b>
Age	9.739726	9.739726027	One point for each year of chronological age, based on in-service date.
Miles	0.00	0	One point for each 10,000 miles of use adjusted if excessive idling time (125%).
Hours	3.00	900	One point for each 300 hours of use.
Type of Service	5	5	1 to 5 points are assigned based on the type of vocational use and service duty.
Reliability	2.5	0.37	Points are assigned as 1 to 5 depending on the frequency that the vehicle is in the shop for repair. 5 = two or more times per month average. 4 = one time per month average. 3 = once every two months average. 2 = once every three months average. 1 = once every four months or less average. Does not include scheduled PM service.
O&M Costs	3	62%	Points assigned based on total life O&M costs (not including cost of repair due to accident damage) compared to vehicle's original purchase price. 1=20%, 2=40%, 3=60%, 4=80%, 5=100%.
Condition	5	Poor	Takes into consideration body condition, rust, interior condition, accident history, anticipated repairs, etc. A scale of 1 to 5 points. 1 = new, 2 = very good, 3 = good, 4 = fair, 5 = poor.
<b>Total Points &amp; Summary*</b>	<b>28</b>		<b>Condition IV - Qualifies for Replacement</b>

**SUMMARY\***

<b>Points</b>	<b>Condition Ranking</b>	
<18	I	Excellent
18 to 22	II	Good
23 to 27	III	Requires replacement during current fiscal year
28 or more	IV	Needs immediate replacement due to safety concerns or catastrophic mechanical failure



# City of Fort Lauderdale

## Fleet Services Vehicle Report

Run: 3/6/2007 4:04 pm

# V5990

<b>Vehicle Receiving Report</b>		FVS	FIN	<b>DEPT</b>	New <input type="checkbox"/>	Change <input type="checkbox"/>
class: 69	dept: BUS090101	AQR:	CAT5		ordered:	02/19/2007
yr: 2007	TORO 2500	vehicle key:			received:	03/05/2007
	TOPDRESSER	fuel key:			in service:	<b>03/06/2007</b>
vin: S/N 260000200		fuel type:	0		retirement:	12/31/2012
supervisor: RONNA ADAMS		fuel miles:			life:	60 mos.
driver: _____		wo miles:	0		po #:	07004208
		license:			po price:	\$ 11,458
		FEMA:			cap cost:	\$ 11,458
					o & m:	\$ 65
					repl:	\$ 120
					Monthly Total	\$ 185.00
					3801 / G215	
					FCBS <i>BS</i>	

MEMO

V5990	Replaces
4690	
Class 69	Year 06
Toro 2500	Topdresser

FRONT

BACK

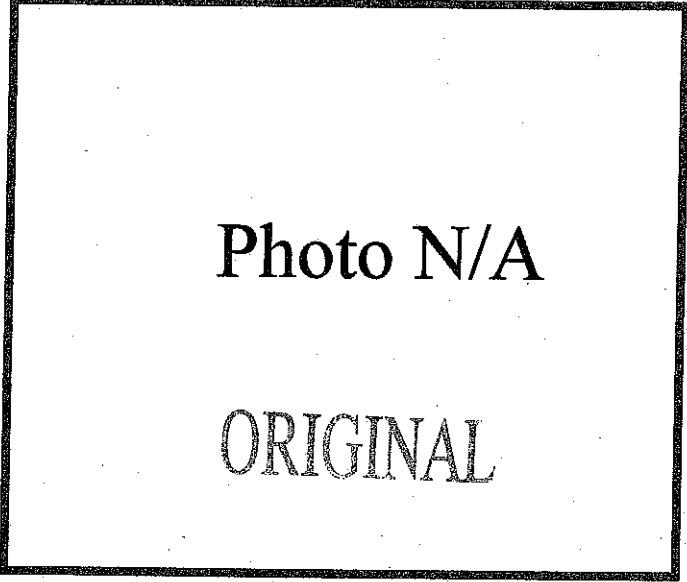



Photo N/A

Photo N/A

ORIGINAL

Notes: \_\_\_\_\_



WO NUMBER	UNIT	METER	CLOSED DATE	DOWN TIME TO DATE	LABOR HRS	LABOR COST	PARTS COST	SUBLET COSTS	TOTAL COST
1411560	V5990	0	2/18/11	3.97	0.70	41.52	0.00	0.00	41.52
1464205	V5990	0	4/20/11	2.43	1.80	106.78	0.00	0.00	106.78
1523917	V5990	0	11/16/11	5.22	1.80	94.91	0.00	0.00	94.91
1524128	V5990	0	7/19/11	7.05	2.30	136.44	0.00	0.00	136.44
1579102	V5990	0	2/23/12	2.87	2.80	166.10	0.00	0.00	166.10
1610350	V5990	0	9/2/11	4.85	3.50	207.62	0.00	0.00	207.62
1661505	V5990	0	11/20/12	2.79	1.00	59.32	0.00	0.00	59.32
1722796	V5990	0	2/23/12	2.27	2.10	124.57	0.00	0.00	124.57
1723692	V5990	0	6/4/12	3.56	2.80	166.10	15.20	0.00	181.30
1725172	V5990	0	3/1/12	2.00	2.00	118.64	140.82	0.00	259.46
1728054	V5990	0	3/6/12	5.70	2.80	166.10	241.60	0.00	407.70
1794183	V5990	0	9/18/12	4.95	2.80	166.10	0.00	0.00	166.10
1813773	V5990	0	7/7/12	116.35	2.00	118.64	340.68	0.00	459.32
1949145	V5990	0	3/6/13	3.77	1.20	71.18	0.00	0.00	71.18
1949154	V5990	2	11/1/13	3.25	3.20	189.82	0.00	0.00	189.82
1984290	V5990	1	7/3/13	1.63	1.50	88.98	0.00	0.00	88.98
2070099	V5990	3	2/12/14	1.62	1.60	94.91	0.00	0.00	94.91
2252321	V5990	6	11/18/14	5.68	1.00	59.32	0.00	0.00	59.32
2425919	V5990	5	7/3/14	1.17	1.20	71.18	18.12	0.00	89.30
2645183	V5990	8	3/12/15	3.88	1.30	77.12	3.49	0.00	80.61
3229522	V5990	10	11/19/15	3.17	1.23	72.96	0.00	0.00	72.96
3760975	V5990	10	6/25/15	2.60	1.00	59.32	6.98	0.00	66.30
4280499	V5990	12	2/25/16	6.27	0.80	47.46	0.00	0.00	47.46
4661202	V5990	13	10/10/16	3.77	1.15	68.22	0.00	0.00	68.22
<b>Total</b>				<b>200.62</b>	<b>43.38</b>	<b>2,573.30</b>	<b>766.89</b>	<b>0.00</b>	<b>3,340.19</b>

wo number	unit	meter	close date	down time	wo labor hrs	wo labor cost	wo part cost	wo comm	part cost	wo comm	labor cost	total
00396980	V5990	0	12-Jan-09	2.5	2.5	92.5	0.34	0	0	0	0	92.84
00391059	V5990	0	15-Oct-08	1.1	1.1	40.7	0.34	0	0	0	0	41.04
00420590	V5990	0	20-Jan-10	3.6	1.9	72.2	2.74	0	0	0	0	74.94
00415071	V5990	0	19-Oct-09	1.3	1.3	49.4	2.74	0	0	0	0	52.14
00436182	V5990	0	19-Oct-10	1.8	0.8	32	0.46	0	0	0	0	32.46
00426269	V5990	0	29-Apr-10	3.8	1.9	72.2	6.46	0	0	0	0	78.66
00430855	V5990	0	19-Jul-10	4	1.7	64.6	3.29	0	0	0	0	67.89
00402511	V5990	0	07-Apr-09	1.2	1.2	44.4	1.96	0	0	0	0	46.36
00408188	V5990	0	07-Jul-09	6.3	1.5	55.5	0.51	0	0	0	0	56.01
00402489	V5990	0	07-Apr-09	2	1	37	0	0	0	0	0	37
00356046	V5990	0	08-Mar-07	1.8	2	72	0	0	0	0	0	72
00363247	V5990	0	10-Jul-07	1.7	1.7	61.2	0.32	0	0	0	0	61.52
00368679	V5990	0	09-Oct-07	2.3	2.3	82.8	0.32	0	0	0	0	83.12
00371716	V5990	0	06-Dec-07	175.5	32.1	1155.6	333.74	0	0	0	0	1489.34
00372494	V5990	0	19-Dec-07	172.8	9.5	342	185.18	0	0	0	0	527.18
00384431	V5990	0	09-Jul-08	1.4	1.4	50.4	0.34	0	0	0	0	50.74
00373198	V5990	0	03-Jan-08	299	13	468	27.59	0	0	300	0	795.59
00378779	V5990	0	01-Apr-08	2.6	2.6	93.6	2.12	0	0	0	0	95.72
00373770	V5990	0	04-Jan-08	1	0.6	21.6	0.33	0	0	0	0	21.93
<b>Total</b>				<b>685.7</b>	<b>80.1</b>	<b>2907.7</b>	<b>568.78</b>	<b>0</b>	<b>0</b>	<b>300</b>	<b>3776.48</b>	

DOWN TIME TO DATE	LABOR HRS	LABOR COST	PARTS COST	SUBLET COSTS	TOTAL COST
886.32	123.48	5,481.00	1,335.67	300.00	7,116.67

**City of Fort Lauderdale  
Fleet Services  
Vehicle Replacement Analysis and Summary**

V5788  
2006 TORO 3505D

<u>FACTOR</u>	<u>POINTS</u>	<u>INPUT</u>	<u>SCORING GUIDELINES</u>
Age	10.512329	10.51232877	One point for each year of chronological age, based on in-service date.
Miles	0.00	0	One point for each 10,000 miles of use adjusted if excessive idling time (125%).
Hours	5.79	1,736	One point for each 300 hours of use.
Type of Service	5	5	1 to 5 points are assigned based on the type of vocational use and service duty.
Reliability	3.25	0.67	Points are assigned as 1 to 5 depending on the frequency that the vehicle is in the shop for repair. 5 = two or more times per month average. 4 = one time per month average. 3 = once every two months average. 2 = once every three months average. 1 = once every four months or less average. Does not include scheduled PM service.
O&M Costs	5	103%	Points assigned based on total life O&M costs (not including cost of repair due to accident damage) compared to vehicle's original purchase price. 1=20%, 2=40%, 3=60%, 4=80%, 5=100%.
Condition	5	Poor	Takes into consideration body condition, rust, interior condition, accident history, anticipated repairs, etc. A scale of 1 to 5 points. 1 = new, 2 = very good, 3 = good, 4 = fair, 5 = poor.
<b>Total Points &amp; Summary*</b>	<b>35</b>		<b>Condition IV - Qualifies for Replacement</b>

**SUMMARY\***

<u>Points</u>	<u>Condition Ranking</u>	
<18	I	Excellent
18 to 22	II	Good
23 to 27	III	Requires replacement during current fiscal year
28 or more	IV	Needs immediate replacement due to safety concerns or catastrophic mechanical failure



# City of Fort Lauderdale Fleet Services Vehicle Report

Run: 5/4/2006 1:15 pm

## V5788

<b>Vehicle Receiving Report</b>		FVS	FIN	DEPT	New <input type="checkbox"/>	Change <input type="checkbox"/>
class: 64 dept: PKR061701 yr: 2006 TORO 3505D REEL MASTER MOWER vin: 260000413 supervisor: Y. COLARUSSO driver: _____		AQR: CAT5 vehicle key: fuel key : fuel type: 1 fuel miles:		ordered: 03/14/2006 received : 05/01/2006 in service: <b>05/04/2006</b> retirement : 05/04/2010 life: 48 mos.		
MEMO		wo miles: 0 license : FEMA:		po #: 6004484 po price: \$ 21,058 cap cost: \$ 21,058 o & m: \$ 145 repl: \$ 750		
		V5788 Replaces NEW		Monthly Total \$ 895.00		
		Class Year		G215/3801 FCBS <i>[Signature]</i>		

FRONT

BACK





Photo N/A

Photo N/A

Notes: \_\_\_\_\_



Received By: \_\_\_\_\_

WO NUMBER	UNIT	METER	CLOSED DATE	DOWN TIME TO DATE	LABOR HRS	LABOR COST	PARTS COST	SUBLET COSTS	TOTAL COST	
<b>Total</b>					<b>1,534.66</b>	<b>190.64</b>	<b>11,308.76</b>	<b>6,083.43</b>	<b>267.95</b>	<b>17,660.14</b>

wo number	unit	hours	close date	downtime	net labor hoo	wo labor cost	wo part cost	to comm part co	comm labor	total	
00391974	V5788	481	28-Oct-08		3	0.2	7.4	0	0	7.4	
00390625	V5788	473	09-Oct-08		8.4	1.8	66.6	2.76	0	69.36	
00396849	V5788	508	08-Jan-09		1.7	1.1	40.7	11.18	0	51.88	
00391596	V5788	481	23-Oct-08		20.8	4.2	155.4	17.29	0	172.69	
00396808	V5788	508	08-Jan-09		6.8	1.4	51.8	16.38	0	68.18	
00386506	V5788	432	15-Aug-08		161.6	2.4	86.4	192.49	0	278.89	
00390674	V5788	473	10-Oct-08		12.5	1.5	55.5	51.87	0	107.37	
00414346	V5788	586	07-Oct-09		1.4	1.3	49.4	15.56	0	64.96	
00418458	V5788	696	10-Dec-09		5	2.5	95	36.24	0	131.24	
00414352	V5788	658	07-Oct-09		0.8	0.8	30.4	51.87	0	82.27	
00420005	V5788	704	08-Jan-10		4	3.9	148.2	51.74	0	199.94	
00430691	V5788	787	15-Jul-10		2.8	1.2	45.6	0	0	45.6	
00435707	V5788	822	11-Oct-10		6.2	1.7	68	35.33	0	103.33	
00425509	V5788	728	16-Apr-10		7.8	1.9	72.2	12.71	0	84.91	
00430670	V5788	787	15-Jul-10		2.9	2.9	110.2	10.57	0	120.77	
00431536	V5788	796	29-Jul-10		27.2	1.1	41.8	0	0	41.8	
00434104	V5788	822	16-Sep-10		80.3	4.3	163.4	1001.94	0	1165.34	
00408513	V5788	586	10-Jul-09		3.6	1.9	70.3	25.17	0	95.47	
00407073	V5788	569	18-Jun-09		5.7	1.7	62.9	0	0	62.9	
00402133	V5788	537	01-Apr-09		5.3	1.9	70.3	14.01	0	84.31	
00402151	V5788	537	03-Apr-09		38.7	1.8	66.6	8.97	0	75.57	
00338671	V5788	0	11-May-06		3.2	1.6	55.7	0	0	55.7	
00353051	V5788	121	17-Jan-07		4.7	2.9	104.4	8.5	0	112.9	
00350188	V5788	0	22-Nov-06		2.5	0.2	7.2	0	0	7.2	
00364505	V5788	212	30-Jul-07		2.8	1.9	68.4	10.46	0	78.86	
00364511	V5788	212	08-Aug-07		209.6	2.6	93.6	343.9	0	437.5	
00384130	V5788	432	02-Jul-08		2.3	2.2	79.2	42.97	0	122.17	
00384145	V5788	432	10-Jul-08		182.7	1.5	54	55.47	0	109.47	
<b>Total</b>					<b>814.3</b>	<b>54.4</b>	<b>2020.6</b>	<b>2017.38</b>	<b>0</b>	<b>0</b>	<b>4038</b>

DOWN TIME TO DATE	LABOR HRS	LABOR COST	PARTS COST	SUBLET COSTS	TOTAL COST
2,348.96	245.04	13,329.36	8,100.81	267.95	21,698.12

**City of Fort Lauderdale  
Fleet Services  
Vehicle Replacement Analysis and Summary**

V5787  
2006 TORO 2020

<u>FACTOR</u>	<u>POINTS</u>	<u>INPUT</u>	<u>SCORING GUIDELINES</u>
Age	10.583562	10.58356164	One point for each year of chronological age, based on in-service date.
Miles	0.00	0	One point for each 10,000 miles of use adjusted if excessive idling time (125%).
Hours	6.91	2,074	One point for each 300 hours of use.
Type of Service	5	5	1 to 5 points are assigned based on the type of vocational use and service duty.
Reliability	2.5	0.43	Points are assigned as 1 to 5 depending on the frequency that the vehicle is in the shop for repair. 5 = two or more times per month average. 4 = one time per month average. 3 = once every two months average. 2 = once every three months average. 1 = once every four months or less average. Does not include scheduled PM service.
O&M Costs	4	89%	Points assigned based on total life O&M costs (not including cost of repair due to accident damage) compared to vehicle's original purchase price. 1=20%, 2=40%, 3=60%, 4=80%, 5=100%.
Condition	5	Poor	Takes into consideration body condition, rust, interior condition, accident history, anticipated repairs, etc. A scale of 1 to 5 points. 1 = new, 2 = very good, 3 = good, 4 = fair, 5 = poor.
<b>Total Points &amp; Summary*</b>	<b>34</b>		<b>Condition IV - Qualifies for Replacement</b>

**SUMMARY\***

<u>Points</u>	<u>Condition</u>	<u>Ranking</u>
<18	I	Excellent
18 to 22	II	Good
23 to 27	III	Requires replacement during current fiscal year
28 or more	IV	Needs immediate replacement due to safety concerns or catastrophic mechanical failure



# City of Fort Lauderdale Fleet Services Vehicle Report

Run: 5/4/2006 1:02 pm

## V5787

<b>Vehicle Receiving Report</b>		FVS	FIN	DEPT	New <input type="checkbox"/>	Change <input type="checkbox"/>
class: 66 dept: PKR061701 yr: 2006 TORO 2020 BALL FIELD BUNKER RAKE vin: 260000122 supervisor: Y. COLARUSSO driver: _____		AQR: CAT5 vehicle key: fuel key: fuel type: 1 fuel miles:		ordered: 03/14/2006 received: 05/01/2006 in service: <b>05/04/2006</b> retirement: 05/04/2009 life: 36 mos.		
MEMO		wo miles: 0 license: FEMA:		po #: 6004484 po price: \$ 9,299 cap cost: \$ 9,299 o & m: \$ 30 repl: \$ 240		
		V5787 Replaces NEW Class Year		Monthly Total \$ 270.00 G215/3801 FCBS <i>fs</i>		

FRONT

BACK





Photo N/A

Photo N/A

Notes: \_\_\_\_\_



#17-0787  
Exhibit 5  
page 14 of 61

Received By: \_\_\_\_\_

WO NUMBER	UNIT	METER	CLOSED DATE	DOWN TIME TO DATE	LABOR HRS	LABOR COST	PARTS COST	SUBLET COSTS	TOTAL COST	
1411245	V5787	782	3/18/11		5.50	1.60	94.91	7.65	0.00	
1411246	V5787	758	12/16/10		0.72	0.80	47.46	3.79	0.00	
1417914	V5787	758	12/17/10		22.62	1.30	77.12	9.68	0.00	
1445852	V5787	759	1/31/11		91.10	3.00	177.96	15.15	0.00	
1623877	V5787	809	12/16/11		2.08	2.00	118.64	5.81	0.00	
1524086	V5787	790	8/15/11		9.66	1.70	100.84	6.11	0.00	
1555716	V5787	802	9/21/11		1.53	1.20	71.18	6.49	0.00	
1624908	V5787	843	4/2/12		1.08	1.30	77.12	6.44	0.00	
1681302	V5787	809	12/19/11		5.43	1.50	88.98	0.00	0.00	
1754467	V5787	896	7/12/12		0.95	1.00	59.32	6.70	0.00	
1822261	V5787	949	11/6/12		1.65	1.60	94.91	7.33	0.00	
1823989	V5787	896	7/17/12		8.68	2.30	136.44	29.99	0.00	
1913889	V5787	1,042	5/21/13		2.05	1.50	88.98	0.00	0.00	
1913997	V5787	979	2/15/13		4.95	2.50	148.30	19.77	0.00	
1972775	V5787	979	2/21/13		54.99	2.50	148.30	28.34	0.00	
1972790	V5787	1,280	2/25/14		2.73	2.70	160.16	12.15	0.00	
2036746	V5787	1,042	5/21/13		4.88	1.20	71.18	0.00	0.00	
2038490	V5787	1,095	9/6/13		10.75	2.80	166.10	6.08	0.00	
2078769	V5787	1,084	7/12/13		29.48	1.80	108.78	89.95	0.00	
2155011	V5787	1,095	9/11/13		56.35	3.40	201.69	297.92	0.00	
2159726	V5787	1,102	12/20/13		3.50	2.80	166.10	7.65	0.00	
2357084	V5787	1,382	7/2/14		2.42	2.40	142.37	7.43	0.00	
2371809	V5787	1,102	1/3/14		4.95	1.50	88.98	32.89	0.00	
2451257	V5787	1,759	2/5/15		1.65	1.70	100.84	14.00	0.00	
2643102	V5787	1,573	10/7/14		1.65	1.70	100.84	13.06	0.00	
2980075	V5787	3,041	5/29/15		4.94	3.30	195.76	7.15	0.00	
3222178	V5787	1,585	11/17/14		3.98	1.70	100.84	44.95	0.00	
3712877	V5787	1,759	2/12/15		112.09	3.80	225.42	126.71	0.00	
3927248	V5787	3,045	9/16/15		3.74	1.90	112.71	7.15	0.00	
4041580	V5787	3,045	7/21/15		0.00	0.00	0.00	94.57	0.00	
4043434	V5787	3,045	7/22/15		0.02	0.00	0.00	31.54	0.00	
4169062	V5787	3,045	9/24/15		45.13	1.53	90.76	94.72	0.00	
4280492	V5787	1,994	12/23/15		2.79	1.77	105.00	7.09	0.00	
4370119	V5787		5/26/16		4.81	2.92	173.21	13.46	0.00	
4491760	V5787	2,073	9/12/16		2.26	1.80	106.78	9.36	0.00	
4564000	V5787	2,073	9/14/16		1.52	0.80	47.46	0.00	0.00	
4567548	V5787	2,074	9/20/16		2.51	2.15	127.54	0.00	0.00	
<b>Total</b>					<b>515.16</b>	<b>69.47</b>	<b>4,120.96</b>	<b>1,071.08</b>	<b>0.00</b>	<b>5,192.04</b>

28 21

WO Number	Unit	Hours	Close Date	Down Time	wo labor hrs	wo labor cost	wo part cost	comp part cost	comp labor	Total
00389199	V5787	393	18-Sep-08		5	1.5	54	5.85	0	59.85
00386033	V5787	374	06-Aug-08		128.5	3.1	111.6	42.6	0	154.2
00393654	V5787	498	25-Nov-08		129.3	2.5	92.5	187.05	0	279.55
00394753	V5787	503	09-Dec-08		6.9	2.1	77.7	24.18	0	101.88
00413151	V5787	607	21-Sep-09		4.8	1.2	44.4	14.2	0	58.6
00423900	V5787	663	19-Mar-10		6.7	1.8	68.4	9.79	0	78.19
00418806	V5787	640	16-Dec-09		8.2	2.1	79.8	28.34	0	108.14
00425496	V5787	678	20-Apr-10		105.1	0.9	34.2	0	0	34.2
00434472	V5787	729	20-Sep-10		5	2.5	95	14.93	0	109.93
00426915	V5787	689	18-May-10		203.5	0.5	19	29.99	0	48.99
00427458	V5787	689	20-May-10		29.3	0.8	30.4	0	0	30.4
00428998	V5787	702	22-Jun-10		172.5	2.2	83.6	60.85	0	144.45
00429393	V5787	703	29-Jun-10		155.9	0.3	11.4	0	221.98	304.5
00425746	V5787	678	22-Apr-10		46.3	3.2	121.6	138.55	0	260.15
00428981	V5787	702	15-Jun-10		6.9	1.9	72.2	10.08	0	82.28
00408003	V5787	570	02-Jul-09		5	1.4	51.8	72.06	0	123.86
00406757	V5787	564	15-Jun-09		2.3	2.3	85.1	9.82	0	94.92
00407822	V5787	570	30-Jun-09		1.5	1.5	55.5	0	0	55.5
00401055	V5787	538	16-Mar-09		5.6	1	37	10.62	0	47.62
00338638	V5787	0	11-May-06		2.9	1	34.81	0	0	34.81
00358592	V5787	98	20-Apr-07		0.2	0.2	7.2	0	0	7.2
00356130	V5787	96	09-Mar-07		1.1	1.6	57.6	7.09	0	64.69
00349675	V5787	0	14-Nov-06		1.7	1.7	61.2	5.52	0	66.72
00367865	V5787	189	25-Sep-07		2.7	2.7	97.2	18.06	0	115.26
00377618	V5787	293	10-Mar-08		2.4	2.4	86.4	7.16	0	93.56
00374396	V5787	244	14-Jan-08		6.3	2.4	86.4	4.53	0	90.93

00382824	V5787	347	10-Jun-08	2.1	2.1	75.6	32.07	0	0	107.67
00373800	V5787	236	04-Jan-08	4.1	1.4	50.4	7.1	0	0	57.5
<b>Total</b>				<b>1051.8</b>	<b>48.3</b>	<b>1782.01</b>	<b>740.44</b>	<b>221.98</b>	<b>304.5</b>	<b>3048.9</b>

DOWN TIME TO DATE	LABOR HRS	LABOR COST	PARTS COST	SUBLET COSTS	TOTAL COST
1,566.96	117.77	5,902.97	1,811.52	526.48	8,240.97



City of Fort Lauderdale  
Fleet Services  
Vehicle Replacement Analysis and Summary

V5705

2006 TORO WORKMAN UTILITY CART

FACTOR	POINTS	INPUT	SCORING GUIDELINES
Age	10.854795	10.85479452	One point for each year of chronological age, based on in-service date.
Miles	0.00	0	One point for each 10,000 miles of use adjusted if excessive idling time (125%).
Hours	6.12	1,837	One point for each 300 hours of use.
Type of Service	5	5	1 to 5 points are assigned based on the type of vocational use and service duty.
Reliability	2.5	0.41	Points are assigned as 1 to 5 depending on the frequency that the vehicle is in the shop for repair. 5 = two or more times per month average. 4 = one time per month average. 3 = once every two months average. 2 = once every three months average. 1 = once every four months or less average. Does not include scheduled PM service.
O&M Costs	4	98%	Points assigned based on total life O&M costs (not including cost of repair due to accident damage) compared to vehicle's original purchase price. 1=20%, 2=40%, 3=60%, 4=80%, 5=100%.
Condition	5	Poor	Takes into consideration body condition, rust, interior condition, accident history, anticipated repairs, etc. A scale of 1 to 5 points. 1 = new, 2 = very good, 3 = good, 4 = fair, 5 = poor.
<b>Total Points &amp; Summary*</b>	<b>33</b>		<b>Condition IV - Qualifies for Replacement</b>

**SUMMARY\***

Points	Condition	Ranking
<18	I	Excellent
18 to 22	II	Good
23 to 27	III	Requires replacement during current fiscal year
28 or more	IV	Needs immediate replacement due to safety concerns or catastrophic mechanical failure



# City of Fort Lauderdale

## Fleet Services Vehicle Report

Run: 1/25/2006 3:43 pm

# V5705

<b>Vehicle Receiving Report</b>		FVS    FIN    DEPT	New <input type="checkbox"/> Change <input type="checkbox"/>
class: <i>63/66/13</i> dept: PKR061701 yr: 2006 TORO WORKMAN UTILITY CART vin: 260000117 supervisor: Y. COLARUSSO driver: _____		AQR: CAT5 vehicle key: fuel key : fuel type: 1 fuel miles: wo miles: 0 license : FEMA:	ordered: 12/16/2005 received : 01/23/2006 in service: <b>01/25/2006</b> retirement : 01/25/2010 life: 48 mos. po #: 60002011 po price: \$ 8,249 cap cost: \$ 8,249 o & m: \$ 60 repl: \$ 265 Monthly Total \$ 325.00
MEMO		V5705 Replaces 4952 Class <i>98</i> Year <i>2001</i> <i>Toro - Ball field 1/1/06</i>	<i>6245/3801</i> FCBS <i>[Signature]</i>

FRONT

BACK





Photo N/A

Photo N/A

Notes: \_\_\_\_\_

WO NUMBER	UNIT	METER	CLOSED DATE	DOWN TIME TO DATE	LABOR HRS	LABOR COST	PARTS COST	SUBLET COSTS	TOTAL COST
1411127	V5705	626	2/21/11		1.52	1.50	88.98	5.84	0.00
1523867	V5705	627	5/12/11		3.90	3.80	225.42	6.68	0.00
1524076	V5705	726	8/17/11		8.93	1.20	71.18	8.22	0.00
1532686	V5705	858	5/22/12		2.82	2.60	154.23	8.09	0.00
1536346	V5705	673	5/25/11		70.47	7.50	444.90	103.41	0.00
1599338	V5705	726	8/18/11		1.95	1.90	112.71	0.00	0.00
1600484	V5705	775	11/18/11		2.30	2.30	136.44	6.02	0.00
1663345	V5705	815	2/21/12		2.43	1.90	112.71	6.74	0.00
1663632	V5705	775	11/19/11		0.00	1.50	88.98	42.95	0.00
1722877	V5705	875	8/30/12		1.90	1.70	100.84	5.92	0.00
1786220	V5705	858	5/23/12		2.22	0.50	29.66	0.00	0.00
1920565	V5705	876	12/12/12		3.29	3.00	177.96	20.37	0.00
1920567	V5705	1,119	6/21/13		13.25	1.30	77.12	11.85	0.00
1926714	V5705	876	12/12/12		1.37	1.30	77.12	42.95	0.00
1927902	V5705	1,053	3/20/13		4.23	1.00	59.32	5.12	0.00
1996536	V5705	1,194	9/13/13		4.00	2.70	160.16	13.92	0.00
2057894	V5705	1,119	6/25/13		41.48	0.40	23.73	57.16	0.00
2064092	V5705	1,400	7/17/14		0.90	1.50	88.98	15.53	0.00
2164386	V5705	1,194	9/19/13		78.68	1.40	83.05	19.74	0.00
2169984	V5705	1,256	12/16/13		5.62	2.80	166.10	14.11	0.00
2330935	V5705	1,350	3/28/14		2.28	2.20	130.50	7.03	0.00
2339278	V5705	1,256	1/6/14		0.00	0.00	0.00	366.13	0.00
2492057	V5705	1,401	11/26/14		1.52	1.50	88.98	5.60	0.00
2675260	V5705	1,687	8/25/15		0.44	2.55	151.27	11.28	0.00
2675276	V5705	1,400	7/22/14		66.33	2.80	166.10	368.45	0.00
3267409	V5705	1,401	11/25/14		16.53	1.40	83.05	46.15	0.00
3279906	V5705	1,401	12/4/14		140.42	2.50	148.30	298.61	0.00
3280273	V5705	1,573	4/13/15		2.83	1.80	106.78	4.86	0.00
3827384	V5705	1,769	12/21/15		2.71	2.75	163.13	5.18	0.00
4227600	V5705	1,687	10/15/15		20.19	4.08	242.03	115.19	0.00
4363211	V5705	1,837	3/23/16		0.20	2.01	119.23	6.64	0.00
4434464	V5705		8/8/16		0.00	3.08	182.71	16.67	0.00
<b>Total</b>					<b>504.51</b>	<b>68.47</b>	<b>4,061.64</b>	<b>1,646.45</b>	<b>0.00</b>
									<b>5,708.09</b>

wo number	unit	hours	close date	downtime	wo labor rate	wo labor cost	wo part cost	o comm part	o comm rate	Total
00392976	V5705	324	12-Nov-08		7.7	1.4	51.8	8.73	0	60.53
00393129	V5705	324	14-Nov-08		5.6	3.8	140.6	4.31	0	144.91
00386623	V5705	246	12-Aug-08		9.4	2.4	86.4	12.8	0	99.2
00438041	V5705	625	19-Nov-10		6.1	1.1	44	0.46	0	44.46
00417208	V5705	483	18-Nov-09		5.7	1.9	72.2	0.43	0	72.63
00422111	V5705	521	16-Feb-10		4.4	2	76	7.7	0	83.7
00417222	V5705	483	19-Nov-09		18.5	2	76	0	0	76
00432821	V5705	597	18-Aug-10		6.4	1.6	60.8	6.3	0	67.1
00427281	V5705	549	17-May-10		61.4	2.2	83.6	0	0	83.6
00427247	V5705	549	14-May-10		8.3	2.1	79.8	18.46	0	98.26
00427493	V5705	549	19-May-10		11.6	1.5	57	0	0	57
00425229	V5705	539	14-Apr-10		40.2	2.8	106.4	29.99	0	136.39
00427610	V5705	549	21-May-10		26	0.7	26.6	0	0	26.6
00399257	V5705	373	16-Feb-09		5.5	1.6	59.2	6.23	0	65.43
00411114	V5705	446	19-Aug-09		6.9	1.3	48.1	13.67	0	61.77
00410972	V5705	409	18-Aug-09		0	0	0	0	0	0
00411162	V5705	446	19-Aug-09		1.1	1.1	40.7	0	0	40.7
00405088	V5705	409	19-May-09		3.1	3.1	114.7	19.65	0	134.35
00344565	V5705	0	21-Aug-06		2.1	1.9	66.14	6.65	0	72.79
00332613	V5705	0	31-Jan-06		128	1.5	52.22	0	0	52.22
00340217	V5705	0	07-Jun-06		5.1	3.5	121.84	5.33	0	127.17
00349815	V5705	0	16-Nov-06		3.6	1.4	50.4	4.26	0	54.66
00355146	V5705	0	21-Feb-07		1.8	1.8	64.8	5.71	0	70.51
00349838	V5705	0	16-Nov-06		0	0	0	0	0	0
00350417	V5705	0	29-Nov-06		0	0	0	14.97	0	14.97
00360866	V5705	151	29-May-07		1.3	1.3	46.8	11.41	0	58.21
00366029	V5705	191	23-Aug-07		1.8	1.8	64.8	5.74	0	70.54
00375897	V5705	228	08-Feb-08		20.8	0.9	32.4	0	0	32.4
00375155	V5705	217	29-Jan-08		97.5	4.9	176.4	36.45	0	212.85
00372888	V5705	217	18-Dec-07		3.5	3	108	6.88	0	114.88
00376477	V5705	229	18-Feb-08		6.7	4.1	147.6	5.45	0	153.05
<b>Total</b>					<b>500.1</b>	<b>58.7</b>	<b>2155.3</b>	<b>231.58</b>	<b>0</b>	<b>2386.88</b>

DOWN TIME TO DATE	LABOR HRS	LABOR COST	PARTS COST	SUBLET COSTS	TOTAL COST
1,004.61	127.17	6,216.94	1,878.03	0.00	8,094.97

**City of Fort Lauderdale  
Fleet Services  
Vehicle Replacement Analysis and Summary**

**V5786  
2006 TORO 3050**

<u>FACTOR</u>	<u>POINTS</u>	<u>INPUT</u>	<u>SCORING GUIDELINES</u>
Age	10.583562	10.58356164	One point for each year of chronological age, based on in-service date.
Miles	0.00	0	One point for each 10,000 miles of use adjusted if excessive idling time (125%).
Hours	5.05	1,516	One point for each 300 hours of use.
Type of Service	5	5	1 to 5 points are assigned based on the type of vocational use and service duty.
Reliability	2.75	0.46	Points are assigned as 1 to 5 depending on the frequency that the vehicle is in the shop for repair. 5 = two or more times per month average. 4 = one time per month average. 3 = once every two months average. 2 = once every three months average. 1 = once every four months or less average. Does not include scheduled PM service.
O&M Costs	3	66%	Points assigned based on total life O&M costs (not including cost of repair due to accident damage) compared to vehicle's original purchase price. 1=20%, 2=40%, 3=60%, 4=80%, 5=100%.
Condition	5	Poor	Takes into consideration body condition, rust, interior condition, accident history, anticipated repairs, etc. A scale of 1 to 5 points. 1 = new, 2 = very good, 3 = good, 4 = fair, 5 = poor.
<b>Total Points &amp; Summary*</b>	<b>31</b>		<b>Condition IV - Qualifies for Replacement</b>

**SUMMARY\***

<u>Points</u>	<u>Condition</u>	<u>Ranking</u>
<18	I	Excellent
18 to 22	II	Good
23 to 27	III	Requires replacement during current fiscal year
28 or more	IV	Needs immediate replacement due to safety concerns or catastrophic mechanical failure



# City of Fort Lauderdale Fleet Services Vehicle Report

Run: 5/4/2006 11:28 am

## V5786

Vehicle Receiving Report	FVS FIN DEPT	New <input type="checkbox"/> Change <input type="checkbox"/>
class: 64 dept: PKR061701 yr: 2006 TORO 3050 GREENSMaster MOWER vin: 260000128 supervisor: Y. COLARUSSO driver: _____	AQR: CAT5 vehicle key: fuel key : fuel type: 1 fuel miles: wo miles: 0 license : FEMA:	ordered: 03/14/2006 received : 05/01/2006 in service: <b>05/04/2006</b> retirement : 05/04/2010 life: 48 mos. po #: 6004484 po price: \$ 23,111 cap cost: \$ 23,111 o & m: \$ 145 repl: \$ 750 Monthly Total \$ 895.00
MEMO	V5786 Replaces NEW Class _____ Year _____	G 215/380 FCBS <i>bs</i>

FRONT

BACK





Photo N/A

Photo N/A

Notes: \_\_\_\_\_



Received By:

WO NUMBER	UNIT	METER	CLOSED DATE	DOWN TIME TO DATE	LABOR HRS	LABOR COST	PARTS COST	SUBLET COSTS	TOTAL COST	
1411243	V5786	581	12/16/10		1.90	1.00	59.32	7.55	0.00	
1420038	V5786	582	3/18/11		5.78	1.70	100.84	7.65	0.00	
1488309	V5786	582	3/31/11		80.07	3.90	231.35	27.71	0.00	
1497792	V5786	582	4/11/11		48.95	5.60	326.26	0.00	0.00	
1507117	V5786	585	4/21/11		6.90	1.40	83.05	0.00	0.00	
1514736	V5786	585	5/5/11		45.48	2.70	160.16	0.00	0.00	
1523876	V5786	651	9/21/11		9.17	1.40	83.05	7.80	0.00	
1524085	V5786	629	6/17/11		7.80	1.90	112.71	6.11	0.00	
1557690	V5786	675	12/28/11		2.43	1.80	106.78	12.34	0.00	
1567242	V5786	641	7/7/11		81.02	6.00	355.92	4.55	0.00	
1619049	V5786	650	9/20/11		68.87	3.10	183.89	0.00	180.00	
1624904	V5786	840	9/18/12		1.00	1.00	59.32	12.34	0.00	
1687295	V5786	675	12/30/11		53.00	1.60	94.91	127.19	0.00	
1687404	V5786	760	4/4/12		7.00	2.00	118.64	10.23	0.00	
1694170	V5786	719	1/10/12		2.00	2.00	118.64	19.60	0.00	
1711960	V5786	725	2/8/12		53.55	3.40	201.69	60.81	0.00	
1734846	V5786	758	3/14/12		26.63	2.90	172.03	0.00	288.75	
1752377	V5786	780	4/5/12		12.13	2.20	130.50	3.76	0.00	
1754448	V5786	835	7/12/12		1.62	1.10	65.25	7.52	0.00	
1867406	V5786	836	9/17/12		13.77	1.00	59.32	0.00	180.00	
1913909	V5786	908	1/2/13		4.40	1.50	88.98	11.53	0.00	
1914007	V5786	1,170	12/30/13		3.57	3.50	207.62	22.25	0.00	
1940152	V5786	852	4/16/13		4.43	1.60	94.91	7.37	0.00	
1941903	V5786	908	1/9/13		0.33	0.30	17.80	9.85	0.00	
1968886	V5786	912	2/12/13		1.74	1.70	100.84	42.95	0.00	
1971298	V5786	915	2/20/13		67.43	1.50	88.98	37.73	0.00	
1985411	V5786	948	3/8/13		8.34	1.50	88.98	0.00	306.75	
2012866	V5786	967	9/18/13		4.38	3.90	231.35	15.52	0.00	
2166740	V5786	967	9/17/13		8.72	1.90	112.71	0.00	180.00	
2169966	V5786	1,237	4/11/14		2.30	2.30	138.44	5.50	0.00	
2175175	V5786	968	9/25/13		21.23	2.60	154.23	0.00	0.00	
2367681	V5786	1,170	1/7/14		140.13	1.50	88.98	62.66	0.00	
2370376	V5786	1,346	1/9/15		1.83	1.80	106.78	10.23	0.00	
2474434	V5786	1,171	3/18/14		0.01	0.00	0.00	0.00	180.00	
2518032	V5786	1,312	9/2/14		2.82	2.80	166.10	7.64	0.00	
2822271	V5786	1,400	4/30/15		2.57	2.60	154.23	10.92	0.00	
2822272	V5786	1,312	9/2/14		0.99	1.00	59.32	38.21	0.00	
2952256	V5786	1,312	10/2/14		0.01	0.00	0.00	0.00	180.00	
3676937	V5786	1,346	1/21/15		173.17	8.30	492.36	185.28	0.00	
3865016	V5786	1,420	8/20/15		3.19	0.10	5.93	7.32	0.00	
3879856	V5786	1,401	5/7/15		1.98	2.00	118.64	0.00	0.00	
4057539	V5786	1,415	7/28/15		0.04	2.50	148.30	0.00	0.00	
4075414	V5786	1,417	8/17/15		68.49	3.70	219.48	133.24	0.00	
4106195	V5786	1,420	8/20/15		11.94	2.00	118.64	0.00	332.10	
4109341	V5786	1,442	11/20/15		5.23	1.94	115.08	9.81	0.00	
4312278	V5786	1,442	11/25/15		24.21	1.88	111.52	37.76	0.00	
4364336	V5786	1,453	1/13/16		2.64	2.30	136.44	11.76	0.00	
4383064	V5786	1,455	3/25/16		1.27	1.50	88.98	0.00	0.00	
4418441	V5786	1,453	3/8/16		15.44	0.00	0.00	0.00	210.00	
4432915	V5786	1,455	3/25/16		26.91	0.00	0.00	60.37	0.00	
4435662	V5786		7/19/16		4.01	2.70	160.16	7.08	0.00	
4526530	V5786	1,499	7/26/16		40.00	14.37	852.43	329.42	0.00	
4526472	V5786	1,516	10/27/16		0.13	2.75	163.13	7.20	0.00	
<b>Total</b>					<b>1,182.93</b>	<b>125.64</b>	<b>7,452.96</b>	<b>1,385.76</b>	<b>2,037.60</b>	<b>10,876.32</b>

wo number	unit	hours	close date	downtime	wo labor hour	wo labor cost	wo part cost	comm part	comm labor	Total
00394878	V5786	317	10-Dec-08		1.7	1.5	55.5	8.15	0	63.65
00388954	V5786	274	15-Sep-08		5.4	1.8	64.8	15.53	0	80.33
00396430	V5786	317	05-Jan-09		0.7	0.6	22.2	0	0	22.2
00391595	V5786	305	23-Oct-08		25.3	0.5	18.5	41.45	0	59.95
00396662	V5786	317	07-Jan-09		6.3	0.5	18.5	0	195	213.5
00438295	V5786	558	24-Nov-10		1.6	0	0	0	0	0
00418001	V5786	457	09-Dec-09		157	8.6	326.8	223.09	0	549.89
00412600	V5786	423	11-Sep-09		8.9	1.6	59.2	4.22	0	63.42
00417975	V5786	456	02-Dec-09		2.7	1.8	68.4	13.95	0	82.35
00423471	V5786	484	11-Mar-10		7	3	114	9.38	0	123.38
00426320	V5786	484	29-Apr-10		0	0	0	0	180	180
00434137	V5786	558	14-Sep-10		26.2	1.1	41.8	14.01	0	55.81
00428980	V5786	517	15-Jun-10		3	1.5	57	13.06	0	70.06
00425150	V5786	484	15-Apr-10		133.6	5.1	193.8	0	0	193.8
00434123	V5786	550	13-Sep-10		5.2	3	114	22.41	0	136.41
00435516	V5786	558	13-Oct-10		153.7	2.1	84	21.89	0	105.89
00425408	V5786	484	15-Apr-10		2.3	1.4	53.2	29.99	0	83.19
00410359	V5786	388	11-Aug-09		95.1	2.8	103.6	0	106	180
00401136	V5786	362	17-Mar-09		4.6	1.7	62.9	10.62	0	73.52
00406574	V5786	388	11-Jun-09		6.3	1.6	59.2	9.82	0	69.02
00338670	V5786	0	11-May-06		1.6	1.6	55.7	0	0	55.7
00358670	V5786	133	24-Apr-07		22.5	2.2	79.2	102	195	376.2
00354382	V5786	120	08-Feb-07		3	2.6	93.6	7.21	0	100.81

00357441	V5786	120	03-Apr-07	25.1	4.6	165.6	4.32	0	0	169.92
00364829	V5786	133	06-Aug-07	72.1	2.4	86.4	0	0	195	281.4
00383076	V5786	264	13-Jun-08	5.7	3	108	7.05	0	0	115.05
00373886	V5786	133	07-Jan-08	11.5	1.7	61.2	0	0	195	256.2
00383100	V5786	265	16-Jun-08	64	1	36	0	87	210	333
00374148	V5786	228	09-Jan-08	1.6	1.6	57.6	7.1	0	0	64.7
<b>Total</b>				<b>853.7</b>	<b>60.9</b>	<b>2260.7</b>	<b>565.25</b>	<b>193</b>	<b>1350</b>	<b>4368.95</b>

DOWN TIME TO DATE	LABOR HRS	LABOR COST	PARTS COST	SUBLET COSTS	TOTAL COST
2,036.63	186.54	9,713.66	1,951.01	3,580.60	15,245.27



City of Fort Lauderdale  
Fleet Services  
Vehicle Replacement Analysis and Summary

V6003  
2007 TORO 3100-D

FACTOR	POINTS	INPUT	SCORING GUIDELINES
Age	9.6630137	9.663013699	One point for each year of chronological age, based on in-service date.
Miles	0.00	0	One point for each 10,000 miles of use adjusted if excessive idling time (125%).
Hours	4.57	1,371	One point for each 300 hours of use.
Type of Service	5	5	1 to 5 points are assigned based on the type of vocational use and service duty.
Reliability	2.75	0.46	Points are assigned as 1 to 5 depending on the frequency that the vehicle is in the shop for repair. 5 = two or more times per month average. 4 = one time per month average. 3 = once every two months average. 2 = once every three months average. 1 = once every four months or less average. Does not include scheduled PM service.
O&M Costs	4	83%	Points assigned based on total life O&M costs (not including cost of repair due to accident damage) compared to vehicle's original purchase price. 1=20%, 2=40%, 3=60%, 4=80%, 5=100%.
Condition	5	Poor	Takes into consideration body condition, rust, interior condition, accident history, anticipated repairs, etc. A scale of 1 to 5 points. 1 = new, 2 = very good, 3 = good, 4 = fair, 5 = poor.
<b>Total Points &amp; Summary*</b>	<b>31</b>		<b>Condition IV - Qualifies for Replacement</b>

**SUMMARY\***

Points	Condition Ranking	
<18	I	Excellent
18 to 22	II	Good
23 to 27	III	Requires replacement during current fiscal year
28 or more	IV	Needs immediate replacement due to safety concerns or catastrophic mechanical failure



# City of Fort Lauderdale Fleet Services Vehicle Report

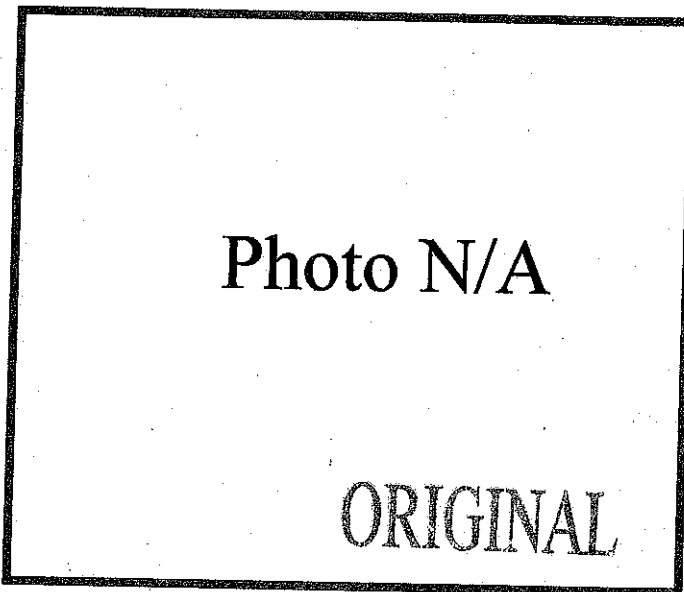

Run: 4/5/2007 9:34 am

## V6003

<b>Vehicle Receiving Report</b>		FVS	FIN	<b>DEPT</b>	New <input type="checkbox"/>	Change <input type="checkbox"/>
class: 64 dept: PKR061301 yr: 2007 TORO REELMASTER 3100-D REEL MOWER vin: 270000231 supervisor: <del>TERRY RYNARD</del> Jared Shivers driver: _____		AQR: CAT5 vehicle key: N/A fuel key: fuel type: 2 fuel miles:		ordered: 02/19/2007 received: 03/20/2007 in service: <b>04/05/2007</b> retirement: 12/31/2011 life: 48 mos.		
MEMO		wo miles: 0 license: FEMA:		po #: 07004206 po price: \$ 24,170 cap cost: \$ 24,170 o & m: \$ 130 repl: \$ 810		
		V6003 Replaces 5246 Class 98 Year 03 TORO 3200		Monthly Total \$ 940.00 3804/9215 FCBS <i>[Signature]</i>		

FRONT

BACK



Notes: \_\_\_\_\_

Received By: *[Signature]* CAM #17-0787  
 Exhibit 5  
 Page 26 of 61

WO NUMBER	UNIT	METER	CLOSED DATE	DOWN TIME TO DATE	LABOR HRS	LABOR COST	PARTS COST	SUBLET COSTS	TOTAL COST
1411586	V6003	553	3/23/11	4.75	3.00	177.98	51.78	0.00	229.74
1515231	V6003	553	5/6/11	55.88	3.00	177.96	421.30	0.00	599.26
1521845	V6003	680	9/26/11	3.13	2.80	166.10	45.04	0.00	211.14
1522529	V6003	748	3/16/12	1.27	1.30	77.12	13.98	0.00	91.08
1550320	V6003	554	6/11/11	37.98	1.70	100.84	78.73	0.00	179.57
1597494	V6003	672	8/17/11	32.18	1.70	100.84	6.75	0.00	107.59
1618378	V6003	680	9/26/11	158.20	5.10	302.53	381.82	278.00	960.35
1626760	V6003	805	9/14/12	6.55	2.00	118.64	27.32	0.00	145.96
1667320	V6003	722	11/29/11	2.07	2.00	118.64	0.00	0.00	118.64
1698836	V6003	736	1/23/12	58.95	3.00	177.96	100.46	0.00	278.42
1733437	V6003	747	3/12/12	1.55	1.50	88.98	0.00	0.00	88.98
1734852	V6003	748	3/16/12	78.18	0.80	47.46	0.00	251.00	298.46
1735070	V6003	748	3/16/12	0.17	0.20	11.86	576.02	0.00	587.88
1758998	V6003	753	4/18/12	2.67	3.50	207.62	0.00	0.00	207.62
1798189	V6003	754	6/13/12	97.17	2.60	154.23	588.50	0.00	722.73
1803740	V6003	787	6/18/12	14.83	4.60	272.87	0.00	0.00	272.87
1812243	V6003	787	6/28/12	5.45	5.00	296.60	0.00	0.00	296.60
1867346	V6003	805	9/20/12	81.50	11.80	699.98	124.19	240.00	1,064.17
1913305	V6003	844	3/7/13	3.30	2.50	148.30	14.98	0.00	163.28
1913679	V6003	913	9/12/13	4.35	3.80	225.42	9.19	0.00	234.61
1985209	V6003	844	3/14/13	93.11	3.70	219.48	0.00	240.00	459.48
1986559	V6003	920	3/14/14	2.08	2.00	118.64	9.35	0.00	127.99
2060340	V6003	875	7/2/13	104.90	3.10	183.89	45.12	0.00	229.01
2122331	V6003	901	8/14/13	33.36	6.40	379.65	390.26	0.00	769.91
2163160	V6003	913	9/12/13	1.47	1.40	83.05	0.00	0.00	83.05
2165050	V6003	913	9/18/13	15.75	1.20	71.18	0.00	351.50	422.68
2165615	V6003	1,058	9/11/14	3.87	4.00	237.28	30.66	0.00	267.94
2168190	V6003	913	9/20/13	80.92	3.80	225.42	47.35	0.00	272.77
2178786	V6003	920	1/2/14	68.58	8.30	492.36	51.75	0.00	544.11
2405310	V6003	920	1/30/14	32.42	2.70	160.16	70.06	0.00	230.22
2410498	V6003	920	2/3/14	0.01	0.00	0.00	0.00	0.00	0.00
2470577	V6003	1,133	3/10/15	2.35	2.30	136.44	28.53	0.00	164.97
2470579	V6003	920	3/14/14	1.17	1.20	71.18	0.00	0.00	71.18
2474397	V6003	920	3/20/14	51.10	2.60	154.23	0.00	438.80	593.03
2491584	V6003	921	3/31/14	22.87	1.20	71.18	101.89	0.00	173.07
2858643	V6003	1,221	9/18/15	3.19	2.88	169.66	22.24	0.00	191.90
2937119	V6003	1,071	9/30/14	1.13	1.10	65.25	0.00	0.00	65.25
2947038	V6003	1,071	10/6/14	74.72	2.80	154.23	182.70	270.00	606.93
2980077	V6003	1,071	10/7/14	1.13	1.00	59.32	0.00	0.00	59.32
3762790	V6003	1,133	3/23/15	89.62	2.70	160.16	73.75	0.00	233.91
3787905	V6003	1,135	4/6/15	161.45	1.70	100.84	16.81	0.00	117.45
3849843	V6003	1,135	4/23/15	0.00	0.00	0.00	62.35	0.00	62.35
3997413	V6003	1,136	7/2/15	14.39	2.20	130.50	10.22	0.00	140.72
4014057	V6003	1,137	7/16/15	40.99	0.70	41.52	284.98	0.00	306.50
4108641	V6003	1,204	8/20/15	6.86	0.90	53.39	0.00	375.00	428.39
4169037	V6003	1,221	9/29/15	72.00	4.86	288.30	721.65	0.00	1,009.95
4411293	V6003	1,307	3/16/16	0.00	2.68	158.98	18.57	0.00	175.55
4419628	V6003	1,307	3/4/16	8.65	0.98	58.13	0.00	406.95	465.08
4421060	V6003	1,307	3/16/16	64.00	3.05	180.93	402.01	0.00	582.94
4429748	V6003	1,374	9/19/16	8.00	2.01	119.23	26.37	0.00	145.60
4510405	V6003	1,307	6/24/16	8.00	1.44	85.42	52.72	0.00	138.14
4513371	V6003	1,371	7/1/16	22.47	2.50	148.30	65.25	0.00	213.55
<b>Total</b>				<b>1,720.48</b>	<b>139.08</b>	<b>8,250.23</b>	<b>5,112.43</b>	<b>2,849.25</b>	<b>16,211.91</b>

WO NUMBER	UNIT	meter	hours	close date	down time	wo labor	wo labor cost	wo part cost	comm labor	comm labor cost	total
00396347	V6003	236		02-Jan-09	0.7	0.7	25.9	0	0	0	25.9
00395805	V6003	236		23-Dec-08	0	0	0	0	0	0	0
00391150	V6003	232		16-Oct-08	9.6	1.8	66.6	48.87	0	0	115.47
00396566	V6003	236		06-Jan-09	2.1	1.4	51.8	0	0	0	375
00395728	V6003	236		22-Dec-08	2.6	1.1	40.7	0.34	0	0	41.04
00437823	V6003	552		22-Nov-10	134.9	4.7	188	159.3	0	0	347.3
00437703	V6003	524		16-Nov-10	15.1	0	0	0	0	0	0
00417149	V6003	324		19-Nov-09	37.5	3.3	125.4	0	0	0	125.4
00412983	V6003	319		17-Sep-09	10.4	2.9	107.3	52.24	0	0	159.54
00417030	V6003	319		17-Nov-09	13.5	0	0	0	0	0	0
00426318	V6003	364		29-Apr-10	0	0	0	0	0	0	360
00428352	V6003	408		08-Jun-10	122.8	3.8	144.4	131.16	0	0	275.56
00435240	V6003	524		01-Oct-10	8.7	3.3	132	46.89	0	0	178.89
00425199	V6003	324		13-Apr-10	26.1	1.6	60.8	0	0	0	60.8
00424618	V6003	364		31-Mar-10	3.4	2.6	98.8	24.65	0	0	123.45
00410308	V6003	308		12-Aug-09	121.8	3.1	114.7	6.58	127	360	608.28
00401147	V6003	247		17-Mar-09	1.9	1.8	66.6	21.04	0	0	87.64
00357693	V6003	0		05-Apr-07	2.1	2	72	0	0	0	72
00383836	V6003	161		26-Jun-08	16.3	1.8	64.8	25.19	0	0	89.99
00383535	V6003	161		20-Jun-08	3.6	1.6	57.5	17.48	0	0	75.08
00374145	V6003	100		09-Jan-08	2.5	2.5	90	10.22	0	0	100.22
00374041	V6003	100		08-Jan-08	1.3	1.2	43.2	0	0	375	418.2
00374596	V6003	102		16-Jan-08	2.4	1.3	46.8	5.94	0	0	52.74
<b>Total</b>					<b>539.3</b>	<b>42.5</b>	<b>1597.4</b>	<b>549.9</b>	<b>127</b>	<b>1470</b>	<b>3744.3</b>

DOWN TIME TO DATE	LABOR HRS	LABOR COST	PARTS COST	SUBLET COSTS	TOTAL COST
2,259.78	181.58	9,847.63	5,662.33	4,446.25	19,956.21

**City of Fort Lauderdale  
Fleet Services  
Vehicle Replacement Analysis and Summary**

V6004  
2007 TORO 3100-D

<u>FACTOR</u>	<u>POINTS</u>	<u>INPUT</u>	<u>SCORING GUIDELINES</u>
Age	9.6630137	9.663013699	One point for each year of chronological age, based on in-service date.
Miles	0.00	0	One point for each 10,000 miles of use adjusted if excessive idling time (125%).
Hours	3.29	987	One point for each 300 hours of use.
Type of Service	5	5	1 to 5 points are assigned based on the type of vocational use and service duty.
Reliability	2.5	0.41	Points are assigned as 1 to 5 depending on the frequency that the vehicle is in the shop for repair. 5 = two or more times per month average. 4 = one time per month average. 3 = once every two months average. 2 = once every three months average. 1 = once every four months or less average. Does not include scheduled PM service.
O&M Costs	4	83%	Points assigned based on total life O&M costs (not including cost of repair due to accident damage) compared to vehicle's original purchase price. 1=20%, 2=40%, 3=60%, 4=80%, 5=100%.
Condition	5	Poor	Takes into consideration body condition, rust, interior condition, accident history, anticipated repairs, etc. A scale of 1 to 5 points. 1 = new, 2 = very good, 3 = good, 4 = fair, 5 = poor.
<b>Total Points &amp; Summary*</b>	<b>29</b>		<b>Condition IV - Qualifies for Replacement</b>

**SUMMARY\***

<u>Points</u>	<u>Condition</u>	<u>Ranking</u>
<18	I	Excellent
18 to 22	II	Good
23 to 27	III	Requires replacement during current fiscal year
28 or more	IV	Needs immediate replacement due to safety concerns or catastrophic mechanical failure



# City of Fort Lauderdale

## Fleet Services Vehicle Report

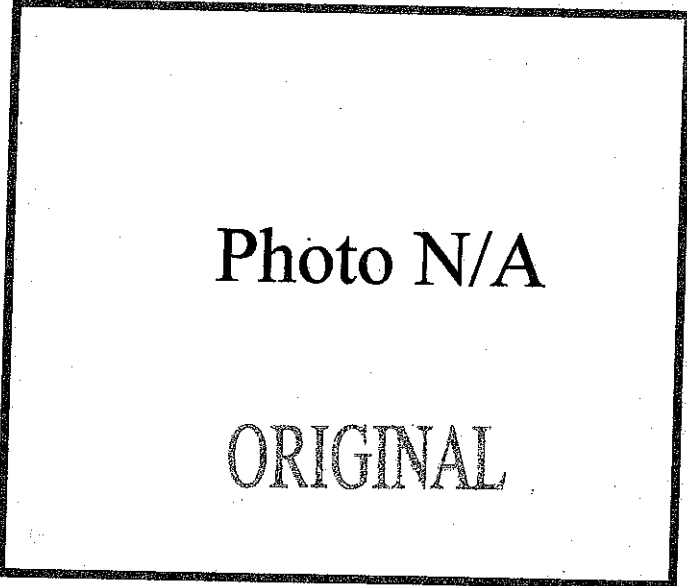

Run: 4/5/2007 10:02 am

# V6004

Vehicle Receiving Report	FVS	FIN	DEPT	New <input type="checkbox"/>	Change <input type="checkbox"/>
class: 64 dept: PKR061301 yr: 2007 TORO REELMASTER 3100-D REEL MOWER vin: 270000216 supervisor: TERRY RYNARD driver: _____	AQR:	CAT5		ordered:	02/19/2007
	vehicle key:	N/A		received:	03/20/2007
	fuel key:			in service:	04/05/2007
	fuel type:	2		retirement:	12/31/2011
	fuel miles:			life:	48 mos.
	wo miles:	0		po #:	07004206
	license:			po price:	\$ 24,170
	FEMA:			cap cost:	\$ 24,170
				o & m:	\$ 130
				repl:	\$ 810
				Monthly Total	\$ 940.00
MEMO	V6004 Replaces 5247 Class 98 Year 03 TORO 3200			3804 / 12218 FCBS / JS	

FRONT

BACK



Notes: \_\_\_\_\_

Received By: *[Signature]*  
 CAM #17-0787 Exhibit 5 Page 10 of 61

WO NUMBER	UNIT	METER	CLOSED DATE	DOWN TIME TO DATE	LABOR HRS	LABOR COST	PARTS COST	SUBLET COSTS	TOTAL COST
1411589	V6004	486	12/15/10	4.50	3.50	207.62	53.73	0.00	261.35
1514734	V6004	490	5/5/11	23.83	3.00	177.96	423.23	0.00	601.19
1521846	V6004	584	12/27/11	3.73	3.10	183.89	56.99	0.00	240.88
1522530	V6004	492	6/22/11	7.93	1.50	88.98	10.88	0.00	99.86
1560625	V6004	672	7/23/12	2.93	2.90	172.03	20.08	0.00	192.11
1618822	V6004	502	9/26/11	159.92	3.50	207.62	384.80	240.00	832.42
1733011	V6004	585	3/9/12	1.45	1.50	88.98	0.00	0.00	88.98
1734876	V6004	587	3/16/12	76.75	2.60	154.23	0.00	240.00	394.23
1866786	V6004	631	9/18/12	47.82	1.50	88.98	0.00	240.00	328.98
1900986	V6004	647	11/6/12	49.71	3.50	207.62	195.85	0.00	403.47
1913306	V6004	660	9/18/13	3.66	2.30	136.44	16.33	0.00	152.77
1913680	V6004	656	3/21/13	3.13	2.70	160.16	17.98	0.00	178.14
1985236	V6004	655	3/13/13	68.00	2.70	160.16	0.00	240.00	400.16
1995598	V6004	661	3/26/14	1.38	1.60	94.91	17.43	0.00	112.34
2165021	V6004	660	9/17/13	31.47	2.00	118.64	0.00	240.00	358.64
2169982	V6004	669	9/29/14	2.25	2.30	136.44	28.60	0.00	165.04
2474525	V6004	661	3/26/14	146.43	6.60	403.38	412.88	240.00	1,056.26
2488997	V6004	8,300	4/7/15	2.95	3.00	177.96	29.03	0.00	206.99
2498816	V6004	665	4/2/14	2.92	3.00	177.96	0.00	0.00	177.96
2937400	V6004	881	10/29/15	3.31	2.90	172.03	17.62	0.00	189.65
2937401	V6004	669	9/30/14	12.88	0.90	53.39	0.00	0.00	53.39
2957012	V6004	669	10/3/14	2.89	1.60	94.91	0.00	270.00	364.91
3814556	V6004	8,300	4/8/15	37.60	2.70	160.16	526.06	0.00	686.22
3902813	V6004	830	5/19/15	23.90	2.00	118.64	0.00	0.00	118.64
4001920	V6004	835	7/6/15	13.26	2.60	154.23	0.00	0.00	154.23
4041147	V6004	6,004	7/21/15	0.01	0.00	0.00	81.43	0.00	81.43
4106243	V6004	6,006	8/20/15	10.65	1.77	105.00	0.00	375.00	480.00
4403767	V6004	6,004	2/17/16	39.50	5.47	324.48	199.10	0.00	523.58
4417549	V6004	6,004	3/4/16	23.19	0.40	23.73	0.00	375.00	398.73
4423235	V6004	6,006	4/11/16	8.82	2.73	161.94	12.76	0.00	174.70
4448153	V6004	6,006	4/7/16	3.30	1.15	68.22	0.00	0.00	68.22
4449866	V6004	987	10/3/16	1.44	1.45	86.01	8.14	0.00	94.15
4470355	V6004	941	5/2/16	39.34	4.30	255.08	517.01	0.00	772.09
4565787	V6004	6,004	9/22/16	32.00	6.61	392.11	486.22	0.00	878.33
4576454	V6004	987	10/7/16	35.01	3.93	233.13	402.96	0.00	636.09
<b>Total</b>				<b>927.82</b>	<b>93.51</b>	<b>5,547.01</b>	<b>3,919.11</b>	<b>2,460.00</b>	<b>11,926.12</b>

wo number	unit	hours	close date	downtime	wo labor hou	wo labor cost	wo part cost	wo comm part	comm labor	Total
00396337	V6004	182	02-Jan-09	1	0.9	33.3	0	0	0	33.3
00396576	V6004	182	06-Jan-09	2.9	1.4	51.8	0	0	375	426.8
00395890	V6004	179	23-Dec-08	6.7	1.9	70.3	46.6	0	0	116.9
00389669	V6004	146	25-Sep-08	8	1.4	51.8	15.71	0	0	67.51
00418656	V6004	318	14-Dec-09	4.8	2.3	87.4	52.34	0	0	139.74
00418699	V6004	320	15-Dec-09	4.9	1.3	49.4	0	0	0	49.4
00434733	V6004	478	28-Sep-10	133.9	4.2	159.6	62.17	0	0	221.77
00426316	V6004	320	29-Apr-10	0	0	0	0	0	360	360
00435151	V6004	480	07-Oct-10	170.2	9.8	392	978.08	0	0	1370.08
00425135	V6004	320	13-Apr-10	90.4	5.4	205.2	0	0	0	205.2
00429240	V6004	401	21-Jun-10	3.3	3.2	121.6	16.42	0	0	138.02
00406897	V6004	244	16-Jun-09	4.3	1.4	51.8	23.07	0	0	74.87
00405538	V6004	235	29-May-09	52.8	1.6	59.2	0	0	0	59.2
00410309	V6004	269	11-Aug-09	105.6	3.2	118.4	0	0	360	478.4
00357694	V6004	0	05-Apr-07	4.2	2	72	0	0	0	72
00383213	V6004	88	17-Jun-08	19.4	2.5	90	0	0	390	480
00383193	V6004	88	16-Jun-08	6.9	1.6	57.6	17.13	0	0	74.73
00373002	V6004	68	20-Dec-07	3.7	3.7	133.2	23.56	0	0	156.76
<b>Total</b>				<b>623</b>	<b>47.8</b>	<b>1804.6</b>	<b>1235.08</b>	<b>0</b>	<b>1485</b>	<b>4524.7</b>

DOWN TIME TO DATE	LABOR HRS	LABOR COST	PARTS COST	SUBLET COSTS	TOTAL COST
1,550.82	141.31	7,351.61	5,154.19	3,945.00	16,450.80

**City of Fort Lauderdale  
Fleet Services  
Vehicle Replacement Analysis and Summary**

**V5850  
2006 TORO 400-D**

<u>FACTOR</u>	<u>POINTS</u>	<u>INPUT</u>	<u>SCORING GUIDELINES</u>
Age	10.273973	10.2739726	One point for each year of chronological age, based on in-service date.
Miles	0.00	0	One point for each 10,000 miles of use adjusted if excessive idling time (125%).
Hours	5.19	1,558	One point for each 300 hours of use.
Type of Service	5	5	1 to 5 points are assigned based on the type of vocational use and service duty.
Reliability	3.75	0.97	Points are assigned as 1 to 5 depending on the frequency that the vehicle is in the shop for repair. 5 = two or more times per month average. 4 = one time per month average. 3 = once every two months average. 2 = once every three months average. 1 = once every four months or less average. Does not include scheduled PM service.
O&M Costs	3	65%	Points assigned based on total life O&M costs (not including cost of repair due to accident damage) compared to vehicle's original purchase price. 1=20%, 2=40%, 3=60%, 4=80%, 5=100%.
Condition	5	Poor	Takes into consideration body condition, rust, interior condition, accident history, anticipated repairs, etc. A scale of 1 to 5 points. 1 = new, 2 = very good, 3 = good, 4 = fair, 5 = poor.
<b>Total Points &amp; Summary*</b>	<b>32</b>		<b>Condition IV - Qualifies for Replacement</b>

**SUMMARY\***

<u>Points</u>	<u>Condition</u>	<u>Ranking</u>
<18	I	Excellent
18 to 22	II	Good
23 to 27	III	Requires replacement during current fiscal year
28 or more	IV	Needs immediate replacement due to safety concerns or catastrophic mechanical failure





WO NUMBER	UNIT	METER	CLOSED DATE	DOWN TIME TO DATE	LABOR HRS	LABOR COST	PARTS COST	SUBLET COSTS	TOTAL COST
1411335	V5850	773	12/22/10	16.12	1.70	100.84	13.83	0.00	114.67
1421594	V5850	773	12/27/10	58.77	0.50	29.66	0.00	0.00	29.66
1426654	V5850	774	3/24/11	4.67	5.30	314.40	29.95	0.00	344.35
1487415	V5850	774	3/29/11	63.80	9.00	533.88	93.81	0.00	627.69
1523896	V5850	892	8/30/11	3.95	3.30	195.76	68.02	0.00	263.78
1524105	V5850	812	6/22/11	6.71	2.20	130.50	76.67	0.00	207.17
1532678	V5850	806	6/13/11	449.50	22.20	1,316.90	653.29	0.00	1,970.19
1560614	V5850	974	11/17/11	3.20	2.50	148.30	35.54	0.00	183.84
1565983	V5850	813	7/5/11	70.52	3.80	225.42	74.30	0.00	299.72
1608580	V5850	1,041	9/17/12	2.02	2.00	118.64	37.30	0.00	155.94
1621144	V5850	893	9/26/11	122.13	1.00	59.32	143.86	0.00	203.18
1633996	V5850	897	10/10/11	38.93	6.40	379.65	30.26	0.00	409.91
1643732	V5850	953	10/26/11	86.93	9.90	587.27	85.77	0.00	673.04
1661288	V5850	973	11/17/11	15.95	2.20	130.50	30.46	0.00	160.96
1663340	V5850	1,001	2/8/12	3.98	4.00	237.28	21.32	0.00	258.60
1675717	V5850	974	12/9/11	4.92	2.50	148.30	0.00	0.00	148.30
1713502	V5850	1,001	2/8/12	1.80	1.80	106.78	161.21	0.00	267.99
1714240	V5850	1,038	5/9/12	3.07	3.00	177.96	29.88	0.00	207.84
1774097	V5850	1,037	5/8/12	3.07	4.70	278.80	81.95	0.00	360.75
1786050	V5850	1,040	5/23/12	3.63	3.60	213.55	0.00	0.00	213.55
1867369	V5850	1,041	9/19/12	57.55	2.30	136.44	393.24	0.00	529.68
1912852	V5850	1,125	11/21/12	2.92	3.50	207.62	0.00	0.00	207.62
1919563	V5850	1,137	1/2/13	6.73	2.30	136.44	36.66	0.00	173.10
1919564	V5850	1,269	10/10/13	6.90	4.70	278.80	45.64	0.00	324.44
1937944	V5850	1,137	1/3/13	24.77	3.10	183.89	10.94	0.00	194.83
1938130	V5850	1,153	4/18/13	4.18	3.90	231.35	35.80	0.00	267.15
2012873	V5850	1,153	4/18/13	3.47	2.70	160.16	0.00	0.00	160.16
2015044	V5850	1,185	6/26/13	2.88	3.00	177.96	60.23	0.00	238.19
2018326	V5850	1,153	4/26/13	3.75	2.70	160.16	0.00	0.00	160.16
2061074	V5850	1,186	6/28/13	51.37	4.40	261.01	106.78	0.00	367.79
2062338	V5850	1,269	1/16/14	3.53	3.10	183.89	25.23	0.00	209.12
2205179	V5850	1,249	10/21/13	155.47	4.60	272.87	41.90	0.00	314.77
2212775	V5850	1,363	12/4/14	7.03	4.50	266.94	29.64	0.00	296.58
2391039	V5850	1,269	1/16/14	1.45	1.40	83.05	41.20	0.00	124.25
2392296	V5850	1,303	5/7/14	3.68	3.60	213.55	44.63	0.00	258.18
2558927	V5850	1,345	9/15/14	3.98	4.00	237.28	8.45	0.00	245.73
2558928	V5850	1,303	5/15/14	137.28	6.02	357.11	186.62	0.00	543.73
2666492	V5850	1,312	7/17/14	17.04	1.30	77.12	0.00	0.00	77.12
2874577	V5850	1,398	4/7/15	2.37	2.40	142.37	31.64	0.00	174.01
2990403	V5850	1,552	10/9/14	8.13	5.00	296.60	34.16	0.00	330.76
3332365	V5850	1,465	12/4/15	3.86	2.67	158.38	31.24	0.00	189.62
3332366	V5850	1,363	12/4/14	1.51	1.50	88.98	41.20	0.00	130.18
3622930	V5850	1,363	1/14/15	102.68	2.10	124.57	222.50	0.00	347.07
3814582	V5850	1,413	8/21/15	4.72	3.28	194.57	44.33	0.00	238.90
3814592	V5850	1,398	4/13/15	99.42	6.70	397.44	447.85	0.00	845.29
4111432	V5850	1,413	8/24/15	5.00	3.00	177.96	0.00	0.00	177.96
4382367	V5850	1,506	2/29/16	1.80	4.00	237.28	29.15	0.00	266.43
4416749	V5850		6/7/16	0.00	3.54	209.99	18.80	0.00	228.79
4497340	V5850	1,506	6/9/16	27.34	7.57	449.05	215.31	0.00	664.36
4498835	V5850	1,555	9/8/16	5.81	3.00	177.96	22.73	0.00	200.69
4520299	V5850	1,527	7/11/16	2.49	1.87	110.93	0.00	0.00	110.93
4534824	V5850	1,533	8/3/16	17.99	1.52	90.17	0.00	0.00	90.17
4581668	V5850	1,556	10/11/16	8.00	2.93	173.81	116.52	0.00	290.33
4601394	V5850	1,558	11/10/16	42.05	3.51	208.21	90.79	0.00	299.00
<b>Total</b>				<b>1,844.82</b>	<b>207.31</b>	<b>12,297.63</b>	<b>4,080.60</b>	<b>0.00</b>	<b>16,378.23</b>

wo number	unit	hours	close date	downtime	wo labor hour	wo labor cost	wo part cost	o comm part	o comm lab	total
00386095	V5850	303	07-Aug-08	72	2	72	0	0	0	72
00389265	V5850	347	19-Sep-08	6.5	4.2	151.2	57.91	0	0	209.11
00391378	V5850	379	21-Oct-08	33.6	2	74	21.95	0	0	95.95
00396250	V5850	401	31-Dec-08	5.2	2	74	23.93	0	0	97.93
00389306	V5850	347	23-Sep-08	100.2	1.2	43.2	293.02	0	0	336.22
00386006	V5850	270	01-Aug-08	1.6	1.6	57.6	0	0	0	57.6
00390473	V5850	362	07-Oct-08	8.1	1.8	66.6	0	0	0	66.6
00387395	V5850	303	21-Aug-08	0	0	0	137.01	0	0	137.01
00413427	V5850	573	24-Sep-09	4.6	2.3	85.1	76.86	0	0	161.96
00421362	V5850	621	03-Feb-10	0	0	0	-20.9	0	0	-20.9
00415354	V5850	607	10-Nov-09	480	9.9	376.2	0	332.04	90	798.24
00424143	V5850	639	24-Mar-10	17.8	3	114	138.57	0	0	252.57
00414260	V5850	582	07-Oct-09	30.7	6.7	254.6	421.04	0	0	675.64
00419071	V5850	621	21-Dec-09	1	1	38	0	0	0	38

00419059	V5850	621	21-Dec-09	4.3	2.9	110.2	45.51	0	0	155.71
00419131	V5850	621	23-Dec-09	34.5	3	114	709.86	0	0	823.86
00423898	V5850	637	19-Mar-10	6.3	3.7	140.6	22.63	0	0	163.23
00414417	V5850	590	14-Oct-09	141.8	11.2	425.6	48.57	0	118	592.17
00423933	V5850	637	23-Mar-10	100.4	1.7	64.6	0	0	0	64.6
00413447	V5850	573	24-Sep-09	1.9	1.9	70.3	56.97	0	0	127.27
00425414	V5850	646	20-Apr-10	129.3	1.4	53.2	0	0	0	53.2
00428108	V5850	674	02-Jun-10	129.8	3.5	133	74	0	0	207
00424355	V5850	639	26-Mar-10	2.4	2.4	91.2	0	0	0	91.2
00434686	V5850	749	22-Sep-10	6	3.9	148.2	56.77	0	0	204.97
00426666	V5850	651	05-May-10	2.9	2.2	83.6	140.01	0	0	223.61
00429292	V5850	690	21-Jun-10	2.9	2.9	110.2	31.89	0	0	142.09
00424463	V5850	639	02-Apr-10	93.9	1.9	72.2	127.33	0	0	199.53
00425779	V5850	646	21-Apr-10	8.3	4	152	50.07	0	0	202.07
00434717	V5850	749	24-Sep-10	41.5	3.7	140.6	136.92	0	0	277.52
00426477	V5850	651	03-May-10	2.6	1.7	64.6	0	0	0	64.6
00432416	V5850	715	13-Aug-10	25.9	2	76	4.56	0	0	80.56
00426255	V5850	651	29-Apr-10	2.8	2.8	106.4	0	0	0	106.4
00410831	V5850	519	17-Aug-09	1.9	1.8	66.6	0	0	0	66.6
00409927	V5850	508	06-Aug-09	84.6	2.5	92.5	169.71	0	0	262.21
00406190	V5850	460	10-Jun-09	116.9	3.4	125.8	112.27	0	0	238.07
00405239	V5850	477	22-May-09	59.3	7.3	270.1	79.1	0	0	349.2
00403108	V5850	430	20-Apr-09	81.5	9.1	336.7	85.34	0	0	422.04
00407712	V5850	477	01-Jul-09	119.6	9.6	355.2	82.46	0	0	437.66
00408879	V5850	477	16-Jul-09	0	0	0	78.8	0	0	78.8
00400467	V5850	417	06-Mar-09	6.3	2	74	19.67	0	0	93.67
00407689	V5850	476	26-Jun-09	7.4	1.5	55.5	19.86	0	0	75.36
00400263	V5850	408	03-Mar-09	11.9	2.5	92.5	8.96	0	0	101.46
00409298	V5850	502	27-Jul-09	130.2	2.8	103.6	67.33	0	0	170.93
00400500	V5850	417	06-Mar-09	3.3	2.6	96.2	4.02	0	0	100.22
00406113	V5850	487	04-Jun-09	1.2	0	0	0	0	0	0
00345011	V5850	0	28-Aug-06	5.8	3.6	125.32	0	0	0	125.32
00356051	V5850	75	08-Mar-07	5.8	5.7	205.2	21.18	0	0	226.38
00356064	V5850	75	12-Mar-07	103	1.9	68.4	132.61	0	0	201.01
00357613	V5850	108	05-Apr-07	30.8	3.7	133.2	38.06	0	0	171.26
00369153	V5850	171	17-Oct-07	33.7	2	72	140.7	0	0	212.7
00371439	V5850	191	26-Nov-07	126.2	2.9	104.4	0	0	0	104.4
00360007	V5850	98	16-May-07	59.2	5.8	208.8	37.07	0	0	245.87
00362889	V5850	126	02-Jul-07	5.4	5.4	194.4	73.78	0	0	268.18
00369141	V5850	171	16-Oct-07	3	3	108	15.76	0	0	123.76
00361810	V5850	98	14-Jun-07	1.5	1.5	54	0	0	0	54
00364765	V5850	141	07-Aug-07	125.2	3.2	115.2	98.43	0	0	213.63
00384073	V5850	270	01-Jul-08	3.6	2.4	86.4	61.28	0	0	147.68
00383508	V5850	264	20-Jun-08	2.4	2.3	82.8	0	0	0	82.8
00377747	V5850	215	13-Mar-08	49.6	4.4	158.4	3.91	0	0	162.31
00380057	V5850	221	28-Apr-08	109.5	2.9	104.4	48.32	0	0	152.72
00384091	V5850	270	02-Jul-08	24.8	0.9	32.4	120.54	0	0	152.94
00378609	V5850	221	27-Mar-08	9.2	1.9	68.4	0	0	0	68.4
00377721	V5850	215	11-Mar-08	5.3	2.5	90	31.95	0	0	121.95
00374004	V5850	198	08-Jan-08	2.1	2.1	75.6	17.83	0	0	93.43
<b>Total</b>				<b>2829</b>	<b>197.7</b>	<b>7319.02</b>	<b>4223.42</b>	<b>332.04</b>	<b>208</b>	<b>12082</b>

DOWN TIME TO DATE	LABOR HRS	LABOR COST	PARTS COST	SUBLET COSTS	TOTAL COST
4,673.82	405.01	19,616.65	8,304.02	540.04	28,460.71

**City of Fort Lauderdale  
Fleet Services  
Vehicle Replacement Analysis and Summary**

V5793  
2006 TORO 648

FACTOR	POINTS	INPUT	SCORING GUIDELINES
Age	10.583562	10.58356164	One point for each year of chronological age, based on in-service date.
Miles	0.00	0	One point for each 10,000 miles of use adjusted if excessive idling time (125%).
Hours	2.77	831	One point for each 300 hours of use.
Type of Service	5	5	1 to 5 points are assigned based on the type of vocational use and service duty.
Reliability	2.25	0.36	Points are assigned as 1 to 5 depending on the frequency that the vehicle is in the shop for repair. 5 = two or more times per month average. 4 = one time per month average. 3 = once every two months average. 2 = once every three months average. 1 = once every four months or less average. Does not include scheduled PM service.
O&M Costs	2	39%	Points assigned based on total life O&M costs (not including cost of repair due to accident damage) compared to vehicle's original purchase price. 1=20%, 2=40%, 3=60%, 4=80%, 5=100%.
Condition	5	Poor	Takes into consideration body condition, rust, interior condition, accident history, anticipated repairs, etc. A scale of 1 to 5 points. 1 = new, 2 = very good, 3 = good, 4 = fair, 5 = poor.
<b>Total Points &amp; Summary*</b>	<b>28</b>		<b>Condition IV - Qualifies for Replacement</b>

**SUMMARY\***

Points	Condition	Ranking
<18	I	Excellent
18 to 22	II	Good
23 to 27	III	Requires replacement during current fiscal year
28 or more	IV	Needs immediate replacement due to safety concerns or catastrophic mechanical failure



# City of Fort Lauderdale

## Fleet Services Vehicle Report



Run: 5/4/2006 1:44 pm

# V5793


<b>Vehicle Receiving Report</b>		FVS	FIN	DEPT	New <input type="checkbox"/>	Change <input type="checkbox"/>
class: 69 dept: PKR061701 yr: 2006 TORO 648 TURF AERATOR vin: 260000581 supervisor: Y. COLARUSSO driver: _____		AQR: CAT5 vehicle key: fuel key : fuel type: 1 fuel miles:		ordered: 03/14/2006 received : 05/01/2006 in service: <b>05/04/2006</b> retirement : 05/04/2011 life: 60 mos.		
MEMO		wo miles: 0		po #: 6004484 po price: \$ 16,372 cap cost: \$ 16,372 o & m: \$ 75 repl: <u>\$ 245</u>		
		V5793 Replaces NEW		Monthly Total \$ 320.00		
		Class _____ Year _____		3801/G215		
				FCBS <i>ps</i>		

FRONT

BACK



Notes: \_\_\_\_\_



Received By:

WO NUMBER	UNIT	METER	CLOSED DATE	DOWN TIME TO DATE	LABOR HRS	LABOR COST	PARTS COST	SUBLET COSTS	TOTAL COST
1409717	V5793	36	12/6/10	1.93	3.50	207.62	37.95	0.00	245.57
1411258	V5793	40	2/14/11	9.42	1.50	88.98	8.44	0.00	97.42
1460293	V5793	40	2/15/11	23.58	1.00	59.32	0.00	0.00	59.32
1523883	V5793	52	4/25/12	5.44	1.20	71.18	1.45	0.00	72.63
1524092	V5793	43	5/18/11	7.60	1.80	106.78	6.45	0.00	113.23
1536453	V5793	48	9/1/11	3.30	3.20	189.82	0.00	0.00	189.82
1655881	V5793	49	11/8/11	9.52	4.50	266.94	0.00	0.00	266.94
1700772	V5793	55	8/6/12	2.37	2.50	148.30	12.60	0.00	160.90
1840960	V5793	57	11/13/12	2.00	2.00	118.64	0.00	0.00	118.64
1904631	V5793	57	11/13/12	62.55	5.20	308.46	139.00	0.00	447.46
1913900	V5793	57	2/19/13	2.78	2.70	160.16	10.31	0.00	170.47
1913998	V5793	63	6/18/13	1.48	0.80	47.46	3.12	0.00	50.58
1973570	V5793	70	10/10/13	8.13	1.50	88.98	38.53	0.00	127.51
2055538	V5793	81	9/12/14	3.03	3.00	177.96	34.49	0.00	212.45
2126363	V5793	65	8/18/13	3.77	3.80	225.42	127.09	0.00	352.51
2224788	V5793	70	1/16/14	1.97	1.50	88.98	1.49	0.00	90.47
2392290	V5793	79	5/9/14	1.07	1.10	65.25	0.00	0.00	65.25
2466419	V5793	75	3/18/14	100.53	7.90	468.63	0.00	0.00	468.63
2561482	V5793	831	12/5/14	1.07	1.10	65.25	0.00	0.00	65.25
2659342	V5793	81	7/21/14	118.52	4.80	284.74	30.66	0.00	315.40
2863172	V5793	99	12/3/15	1.40	3.17	188.04	38.15	0.00	226.19
2863173	V5793	81	9/16/14	45.79	2.00	118.64	38.21	0.00	156.85
3338510	V5793	831	4/1/15	1.95	1.90	112.71	20.64	0.00	133.35
3800455	V5793	831	4/1/15	2.45	5.00	296.60	0.00	0.00	296.60
3801145	V5793	831	8/12/15	0.00	2.20	130.50	7.94	0.00	138.44
4075591	V5793	831	8/12/15	41.48	4.10	243.21	45.00	0.00	288.21
4340309	V5793	99	12/11/15	48.00	2.55	151.27	111.17	0.00	262.44
4364288	V5793	103	1/29/16	3.45	1.94	115.08	6.28	0.00	121.34
4394288	V5793		5/18/16	5.95	1.37	81.27	0.00	0.00	81.27
4486786	V5793	112	9/12/16	2.38	1.80	106.78	9.98	0.00	116.76
4485909	V5793	112	6/2/16	82.75	1.48	87.79	177.70	0.00	265.49
<b>Total</b>				<b>605.66</b>	<b>82.11</b>	<b>4,870.77</b>	<b>906.63</b>	<b>0.00</b>	<b>5,777.40</b>

wo number	unit	hours	close date	down time	labor hour	labor cost	wo part cost	comm part	comm labor	Total
00387341	V5793	0	20-Aug-08	5.4	1.6	57.6	31.18	0	0	88.78
00394763	V5793	0	09-Dec-08	7.6	1.1	40.7	2.53	0	0	43.23
00438684	V5793	36	03-Dec-10	0.3	0	0	0	0	0	0
00437952	V5793	36	18-Nov-10	8.8	1.2	48	0	0	0	48
00422112	V5793	27	16-Feb-10	5.1	1.8	68.4	9.01	0	0	77.41
00416849	V5793	26	13-Nov-09	4.4	0.7	26.6	0.43	0	0	27.03
00432812	V5793	33	18-Aug-10	6.4	1.2	45.6	0	0	0	45.6
00427248	V5793	29	14-May-10	8.2	1.4	53.2	0	0	0	53.2
00404745	V5793	21	13-May-09	4.2	1.6	59.2	9.08	0	0	68.28
00399698	V5793	19	20-Feb-09	2.6	0.9	33.3	0.34	0	0	33.64
00410804	V5793	24	14-Aug-09	2.8	1.4	51.8	8.55	0	0	60.35
00338735	V5793	0	12-May-06	1.3	0.8	27.85	0	0	0	27.85
00339977	V5793	0	06-Jun-06	95.8	1.1	38.29	0	0	0	38.29
00364874	V5793	0	06-Aug-07	0.7	0.2	7.2	0	0	0	7.2
00375518	V5793	0	01-Feb-08	2.2	1.6	57.6	0	0	0	57.6
<b>Total</b>				<b>155.8</b>	<b>16.6</b>	<b>615.34</b>	<b>61.12</b>	<b>0</b>	<b>0</b>	<b>676.46</b>

DOWN TIME TO DATE	LABOR HRS	LABOR COST	PARTS COST	SUBLET COSTS	TOTAL COST
761.46	98.71	5,486.11	967.75	0.00	6,453.86

**City of Fort Lauderdale  
Fleet Services  
Vehicle Replacement Analysis and Summary**

V5746  
2006 TORO 3300D

<b>FACTOR</b>	<b>POINTS</b>	<b>INPUT</b>	<b>SCORING GUIDELINES</b>
Age	10.72603	10.7260274	One point for each year of chronological age, based on in-service date.
Miles	0.00	0	One point for each 10,000 miles of use adjusted if excessive idling time (125%).
Hours	2.78	833	One point for each 300 hours of use.
Type of Service	5	5	1 to 5 points are assigned based on the type of vocational use and service duty.
Reliability	2.75	0.45	Points are assigned as 1 to 5 depending on the frequency that the vehicle is in the shop for repair. = two or more times per month average. 4 = one time per month average. 3 = once every two months average. 2 = once every three months average. 1 = once every four months or less average. Does not include scheduled PM service.
O&M Costs	3	67%	Points assigned based on total life O&M costs (not including cost of repair due to accident damage) compared to vehicle's original purchase price. 1=20%, 2=40%, 3=60%, 4=80%, 5=100%.
Condition	5	Poor	Takes into consideration body condition, rust, interior condition, accident history, anticipated repairs, etc. A scale of 1 to 5 points. 1 = new, 2 = very good, 3 = good, 4 = fair, 5 = poor.
<b>Total Points &amp; Summary*</b>	<b>29</b>		<b>Condition IV - Qualifies for Replacement</b>

**SUMMARY\***

<b>Points</b>	<b>Condition Ranking</b>	
<18	I	Excellent
18 to 22	II	Good
23 to 27	III	Requires replacement during current fiscal year
28 or more	IV	Needs immediate replacement due to safety concerns or catastrophic mechanical failure



# City of Fort Lauderdale Fleet Services Vehicle Report



Run: 3/30/2006 4:19 pm

## V5746

Vehicle Receiving Report	FVS FIN DEPT	New <input type="checkbox"/> Change <input type="checkbox"/>
class: 63 dept: PKR061701 yr: 2006 TORO 3300D UTILITY CART W/SPRAY TANK vin: 260000151 supervisor: Y. COLARUSSO driver: _____ MEMO	AQR: CAT5 vehicle key: fuel key : fuel tvne: 2 fuel miles: wo miles: 0 license : FEMA: 8750	ordered: 01/13/2006 received : 03/01/2006 in service: <b>03/13/2006</b> retirement : 03/13/2010 life: 48 mos. po #: 6002723 po price: \$ 30,271 cap cost: \$ 30,271 o & m: \$ 60 repl: <u>\$ 265</u>
<div style="border: 1px solid black; height: 100px; width: 100%;"></div>	<div style="border: 1px solid black; padding: 5px;"> <p>V5746 Replaces</p> <p>4773</p> <p>Class <i>Y</i> Year <i>2000</i></p> <p><i>TORO 3300D</i></p> </div>	Monthly Total \$ 325.00  <i>3804/E215</i> FCBS <i>BS</i>

FRONT

BACK



Notes: \_\_\_\_\_

Received By:



WO NUMBER	UNIT	METER	CLOSED DATE	DOWN TIME TO DATE	LABOR HRS	LABOR COST	PARTS COST	SUBLET COSTS	TOTAL COST	
1411195	V5746	341	1/12/11		2.23	2.90	172.03	19.65	0.00	
1434057	V5746	341	1/13/11		45.08	6.90	409.31	224.91	0.00	
1521726	V5746	418	1/5/12		2.55	2.60	154.23	23.20	0.00	
1522410	V5746	345	7/18/11		4.80	1.90	112.71	28.74	0.00	
1544361	V5746	342	6/8/11		11.05	0.70	41.52	0.00	0.00	
1561085	V5746	344	7/16/11		347.68	15.30	907.60	2,228.86	0.00	
1578067	V5746	420	7/11/12		2.05	2.00	118.64	9.11	0.00	
1691923	V5746	418	1/6/12		12.20	3.30	195.76	0.00	0.00	
1704065	V5746	420	1/25/12		3.37	3.40	201.69	25.90	0.00	
1832138	V5746	425	7/26/12		2.02	2.00	118.64	47.28	0.00	
1849260	V5746	469	8/20/12		11.40	3.50	207.62	0.00	0.00	
1851098	V5746	475	8/23/12		57.27	5.70	338.12	142.53	0.00	
1857725	V5746	475	8/30/12		0.66	0.70	41.52	0.00	0.00	
1865893	V5746	480	9/13/12		11.88	1.30	77.12	0.00	0.00	
1913301	V5746	570	7/17/13		4.80	2.00	118.64	16.63	0.00	
1913674	V5746	489	1/17/13		8.90	2.80	166.10	10.44	0.00	
1947323	V5746	489	1/18/13		21.89	1.00	59.32	2.13	0.00	
1948891	V5746	532	1/14/14		5.62	4.00	237.28	26.09	0.00	
2047028	V5746	570	6/17/13		156.53	5.20	308.46	33.81	0.00	
2097152	V5746	593	7/21/14		2.78	2.70	160.16	9.18	0.00	
2230140	V5746	521	10/28/13		75.60	3.10	183.89	59.40	0.00	
2390418	V5746	633	1/30/15		4.83	4.80	284.74	28.25	0.00	
2425664	V5746	539	2/19/14		105.28	3.20	189.82	241.19	0.00	
2457465	V5746	545	3/4/14		1.75	1.80	106.78	38.74	0.00	
2458908	V5746	547	3/6/14		18.70	4.10	243.21	0.00	0.00	
2683902	V5746	593	7/22/14		20.30	2.70	160.16	51.94	0.00	
2683909	V5746	694	7/13/15		0.00	1.70	100.84	17.40	0.00	
2690324	V5746	593	7/23/14		1.94	1.80	106.78	0.00	0.00	
3851962	V5746	672	4/24/15		6.94	1.00	59.32	0.00	0.00	
3956789	V5746	694	6/16/15		29.69	4.70	278.80	357.67	0.00	
3986886	V5746	694	7/13/15		16.61	11.50	682.18	748.35	0.00	
4028501	V5746	694	7/14/15		0.00	1.00	59.32	0.00	0.00	
4154969	V5746	695	9/26/15		88.00	4.80	284.74	0.00	0.00	
4196254	V5746	695	9/29/15		1.22	0.10	5.93	0.00	0.00	
4290468	V5746	695	11/10/15		0.01	0.00	0.00	59.43	0.00	
4364326	V5746	758	2/9/16		0.68	2.25	133.47	27.25	0.00	
4403357	V5746	758	2/11/16		12.60	1.18	70.00	48.17	0.00	
4403358	V5746		8/3/16		0.00	2.20	130.50	18.91	0.00	
4477581	V5746	758	5/14/16		28.30	7.00	415.24	640.21	0.00	
4503982	V5746	789	6/17/16		20.15	3.28	194.57	106.69	0.00	
4506514	V5746	792	6/21/16		15.24	1.50	88.98	65.03	0.00	
4511493	V5746	793	6/27/16		2.47	0.00	0.00	235.34	0.00	
4528982	V5746	794	8/2/16		57.23	7.46	442.53	327.92	230.45	
4558495	V5746	822	9/2/16		11.37	3.20	189.82	5.96	0.00	
4564932	V5746	833	10/12/16		159.45	6.19	367.19	587.43	0.00	
<b>Total</b>					<b>1,493.12</b>	<b>150.46</b>	<b>8,925.29</b>	<b>6,513.74</b>	<b>230.45</b>	<b>15,669.48</b>

wo number	unit	hours	close date	down time	wo labor hour	wo labor cost	wo part cost	comm part	comm labor	total
00391594	V5746	201	24-Oct-08	52.1	8.2	303.4	40.43	0	0	343.83
00390481	V5746	201	07-Oct-08	6.2	1.5	55.5	0.34	0	0	55.84
00385451	V5746	192	23-Jul-08	10.8	6.2	223.2	0	0	0	223.2
00385211	V5746	181	21-Jul-08	0.6	0.5	18	0	0	0	18
00396098	V5746	231	29-Dec-08	6	2.5	92.5	25.74	0	0	118.24
00385432	V5746	192	23-Jul-08	3.3	3.3	118.8	9.87	0	0	128.67
00394054	V5746	227	01-Dec-08	124.7	3.3	122.1	53.15	0	0	175.25
00393492	V5746	201	18-Nov-08	0	0.8	29.6	0	0	0	29.6
00420163	V5746	285	12-Jan-10	3.7	2.5	95	34.52	0	0	129.52
00430405	V5746	285	20-Jul-10	268.8	7.3	277.4	57.1	0	0	334.5
00431002	V5746	326	21-Jul-10	5.7	1.9	72.2	256.97	0	0	329.17
00431102	V5746	326	21-Jul-10	5.2	4.7	178.6	10.47	0	0	189.07
00408690	V5746	256	14-Jul-09	6.2	3.4	125.8	15.95	0	0	141.75
00408716	V5746	256	16-Jul-09	42.6	3.8	140.6	172.63	0	0	313.23
00401624	V5746	231	07-Apr-09	326.4	0	0	0	315.53	407.9	723.43
00401451	V5746	231	24-Mar-09	38.3	0	0	0	0	0	0
00406684	V5746	253	17-Jun-09	120.5	2	74	47.79	0	0	121.79
00337133	V5746	0	13-Apr-06	1	2	69.62	0	0	0	69.62
00343639	V5746	0	21-Aug-06	405.2	0	0	0	0	0	0
00342920	V5746	0	25-Jul-06	6	1.8	62.66	6.54	0	0	69.2
00353044	V5746	75	17-Jan-07	3.1	2.4	86.4	8.35	0	0	94.75
00347785	V5746	0	13-Oct-06	4.8	4.7	163.61	14.67	0	0	178.28
00357723	V5746	78	05-Apr-07	5.7	2.7	97.2	7.08	0	0	104.28
00362251	V5746	92	26-Jun-07	132.9	3.7	133.2	0	0	0	133.2
00362553	V5746	92	28-Jun-07	41	1.5	54	0	0	0	54
00383258	V5746	180	24-Jun-08	181	7.5	270	7.81	0	0	277.81
00377250	V5746	136	03-Mar-08	3.2	2.9	104.4	15.79	0	0	120.19
00380012	V5746	164	23-Apr-08	3.6	3.6	129.6	18.21	0	0	147.81
00383722	V5746	181	26-Jun-08	32.1	0.6	21.6	0	0	0	21.6
<b>Total</b>				<b>1840.7</b>	<b>85.3</b>	<b>3118.99</b>	<b>803.41</b>	<b>315.53</b>	<b>407.9</b>	<b>4645.83</b>

DOWN TIME TO DATE	LABOR HRS	LABOR COST	PARTS COST	SUBLET COSTS	TOTAL COST
3,333.82	235.76	12,044.28	7,317.15	953.88	20,315.31

**City of Fort Lauderdale  
Fleet Services  
Vehicle Replacement Analysis and Summary**

**V5702  
2006 TORO 3505-D**

<u>FACTOR</u>	<u>POINTS</u>	<u>INPUT</u>	<u>SCORING GUIDELINES</u>
Age	10.854795	10.85479452	One point for each year of chronological age, based on in-service date.
Miles	0.00	0	One point for each 10,000 miles of use adjusted if excessive idling time (125%).
Hours	2.71	812	One point for each 300 hours of use.
Type of Service	5	5	1 to 5 points are assigned based on the type of vocational use and service duty.
Reliability	2.75	0.40	Points are assigned as 1 to 5 depending on the frequency that the vehicle is in the shop for repair. 5 = two or more times per month average. 4 = one time per month average. 3 = once every two months average. 2 = once every three months average. 1 = once every four months or less average. Does not include scheduled PM service.
O&M Costs	2	47%	Points assigned based on total life O&M costs (not including cost of repair due to accident damage) compared to vehicle's original purchase price. 1=20%, 2=40%, 3=60%, 4=80%, 5=100%.
Condition	5	Poor	Takes into consideration body condition, rust, interior condition, accident history, anticipated repairs, etc. A scale of 1 to 5 points. 1 = new, 2 = very good, 3 = good, 4 = fair, 5 = poor.
<b>Total Points &amp; Summary*</b>	<b>28</b>		<b>Condition IV - Qualifies for Replacement</b>

**SUMMARY\***

<u>Points</u>	<u>Condition</u>	<u>Ranking</u>
<18	I	Excellent
18 to 22	II	Good
23 to 27	III	Requires replacement during current fiscal year
28 or more	IV	Needs immediate replacement due to safety concerns or catastrophic mechanical failure



# City of Fort Lauderdale

## Fleet Services Vehicle Report

Run: 1/25/2006 2:55 pm

# V5702

Vehicle Receiving Report	FVS	FIN	DEPT	New <input type="checkbox"/>	Change <input type="checkbox"/>
<b>class:</b> 64 <b>dept:</b> PKR 061701 <b>yr:</b> 2006 TORO 3505-D <b>GROUNDMASTER MOWER</b> <b>vin:</b> 250001303 <b>supervisor:</b> Y. COLARUSSO <b>driver:</b> _____	<b>AQR:</b> CAT5 <b>vehicle key:</b> <b>fuel key:</b> <b>fuel type:</b> 2 <b>fuel miles:</b>		<b>ordered:</b> 12/16/2005 <b>received:</b> 01/23/2006 <b>in service:</b> <b>01/25/2006</b> <b>retirement:</b> 01/25/2010 <b>life:</b> 48 mos.		
<b>wo miles:</b> 0 <b>license:</b> <b>FEMA:</b>		<b>po #:</b> 60002000 <b>po price:</b> \$ 24,040 <b>cap cost:</b> \$ 24,040 <b>o &amp; m:</b> \$ 145 <b>repl:</b> \$ 750			
<b>MEMO</b> <div style="border: 1px solid black; height: 100px; width: 100%;"></div>		<div style="border: 1px solid black; padding: 5px;">           V5702 Replaces            4756            Class 78 Year 2000            Jacobson 1/5 King         </div>		<b>Monthly Total</b> \$ 895.00 G215/3804 FCBS	

FRONT

BACK





Photo N/A

Photo N/A

Notes: \_\_\_\_\_

WO NUMBER	UNIT	METER	CLOSED DATE	DOWN TIME TO DATE	LABOR HRS	LABOR COST	PARTS COST	SUBLET COSTS	TOTAL COST
1411121	V5702	422	3/24/11	8.43	3.20	189.82	13.68	0.00	203.50
1521709	V5702	460	9/24/11	13.00	2.40	142.37	16.94	0.00	159.31
1522393	V5702	588	5/3/12	2.77	2.80	166.10	30.66	0.00	196.76
1576535	V5702	459	7/19/11	20.90	3.00	177.96	6.72	0.00	184.68
1625825	V5702	610	11/9/12	2.13	2.10	124.57	23.30	0.00	147.87
1707603	V5702	460	1/31/12	0.01	0.00	0.00	70.44	0.00	70.44
1740825	V5702	461	3/22/12	0.02	0.00	0.00	64.86	0.00	64.86
1873713	V5702	607	10/2/12	118.87	3.20	189.82	179.84	0.00	369.66
1913297	V5702	629	5/14/13	4.44	3.90	231.35	16.42	0.00	247.77
1913869	V5702	646	11/15/13	7.70	2.70	160.16	9.35	0.00	169.51
1923213	V5702	615	12/7/12	22.26	5.00	296.60	1.33	0.00	297.93
1940165	V5702	625	1/10/13	70.34	3.50	207.62	240.38	0.00	448.00
2004753	V5702	618	4/12/13	100.51	6.10	361.85	250.77	0.00	612.62
2031220	V5702	628	5/14/13	17.65	3.80	225.42	0.00	0.00	225.42
2032663	V5702	664	6/2/14	6.70	2.20	130.50	20.35	0.00	150.85
2046004	V5702	629	6/11/13	69.45	2.10	124.57	241.13	0.00	365.70
2112006	V5702	640	8/1/13	30.92	6.80	403.38	192.92	0.00	596.30
2153520	V5702	646	9/1/13	58.72	1.10	65.25	134.25	0.00	199.50
2270806	V5702	646	11/20/13	65.22	4.80	284.74	93.62	0.00	378.36
2274572	V5702	749	2/12/15	2.98	3.00	177.96	22.84	0.00	200.80
2483227	V5702	658	3/27/14	81.27	3.60	213.55	70.85	0.00	284.40
2497707	V5702	658	4/1/14	0.02	0.00	0.00	475.18	0.00	475.18
2590391	V5702	755	10/1/15	0.87	2.18	129.32	14.95	0.00	144.27
2590392	V5702	664	6/4/14	27.25	3.10	183.89	135.88	0.00	319.77
3719121	V5702	749	2/12/15	0.84	0.90	53.39	0.00	0.00	53.39
3919432	V5702	749	5/26/15	0.06	0.00	0.00	58.80	0.00	58.80
4262274	V5702	812	11/10/15	73.43	4.70	278.80	224.60	0.00	503.60
4411289	V5702	812	3/10/16	2.16	2.50	148.30	19.10	0.00	167.40
4425666	V5702	812	9/15/16	5.89	3.75	222.45	18.12	0.00	240.57
<b>Total</b>				<b>834.61</b>	<b>82.43</b>	<b>4,889.75</b>	<b>2,647.48</b>	<b>0.00</b>	<b>7,537.23</b>

wo number	unit	meter	close date	downtime	wo labor	tot labor	wo labor cost	wo part cost	wo comm part cost	comm labor	total
00387599	V5702	345	27-Aug-08	56.5	1.8	64.8	577.47	0	0	0	642.27
00385305	V5702	345	22-Jul-08	3.6	1.5	54	25.92	0	0	0	79.92
00395324	V5702	346	16-Dec-08	1.3	1.2	44.4	0.34	0	0	0	44.74
00389172	V5702	346	18-Sep-08	9.8	2.3	82.8	36.84	0	0	0	119.64
00423921	V5702	0	19-Mar-10	7	1.6	60.8	14.27	0	0	0	75.07
00423942	V5702	0	22-Mar-10	70.9	2.1	79.8	63.28	0	0	0	143.08
00413260	V5702	363	22-Sep-09	5.7	3	111	61.05	0	0	0	172.05
00413280	V5702	363	24-Sep-09	37	1.4	51.8	30.88	0	0	0	82.68
00434750	V5702	0	23-Sep-10	5.9	2.8	106.4	44.01	0	0	0	150.41
00432058	V5702	0	06-Aug-10	0	0	0	0	8.85	177	185.85	
00425494	V5702	0	21-Apr-10	128.7	2.6	98.8	29.88	0	0	0	128.68
00430556	V5702	0	20-Jul-10	179.7	4.9	186.2	224.82	0	0	0	411.02
00431015	V5702	0	29-Jul-10	195.1	5.4	205.2	123.81	0	0	0	329.01
00401507	V5702	346	24-Mar-09	26.9	0	0	0	0	0	0	0
00401631	V5702	346	25-Mar-09	20	1	37	222.43	0	0	0	259.43
00401466	V5702	346	23-Mar-09	8.3	1.3	48.1	0.51	0	0	0	48.61
00335379	V5702	51	15-Mar-06	18.6	1.4	48.73	69.74	0	0	0	118.47
00341501	V5702	0	29-Jun-06	1.7	1.6	55.7	9.52	0	0	0	65.22
00338449	V5702	0	08-May-06	3.1	3.1	107.91	11.31	0	0	0	119.22
00332612	V5702	0	31-Jan-06	120.8	1.3	45.26	0	0	0	0	45.26
00346724	V5702	228	26-Sep-06	2.6	2.5	87.03	7.89	0	0	0	94.92
00352126	V5702	228	28-Dec-06	0	0	0	70.74	0	0	0	70.74
00356956	V5702	283	23-Mar-07	1.7	1.7	61.2	8.63	0	0	0	69.83
00351934	V5702	228	22-Dec-06	4.1	2.8	100.8	8.5	0	0	0	109.3
00362193	V5702	288	20-Jun-07	1.6	1.5	54	10.47	0	0	0	64.47
00368083	V5702	292	27-Sep-07	1.5	1.5	54	0	0	0	0	54
00371736	V5702	302	29-Nov-07	3.6	1.7	61.2	0	0	0	0	61.2
00377251	V5702	317	03-Mar-08	5.9	2	72	11.12	0	0	0	83.12
<b>Total</b>				<b>921.6</b>	<b>54</b>	<b>1978.93</b>	<b>1663.43</b>	<b>8.85</b>	<b>177</b>	<b>3828.2</b>	

**DOWN TIME TO DATE LABOR HRS LABOR COST PARTS COST SUBLET COSTS TOTAL COST**  
1,756.21 136.43 6,868.68 4,310.91 185.85 11,365.44

**City of Fort Lauderdale  
Fleet Services  
Vehicle Replacement Analysis and Summary**

V5970  
2007 TORO RM6500D

<u>FACTOR</u>	<u>POINTS</u>	<u>INPUT</u>	<u>SCORING GUIDELINES</u>
Age	9.8547945	9.854794521	One point for each year of chronological age, based on in-service date.
Miles	0.00	0	One point for each 10,000 miles of use adjusted if excessive idling time (125%).
Hours	6.80	2,040	One point for each 300 hours of use.
Type of Service	5	5	1 to 5 points are assigned based on the type of vocational use and service duty.
Reliability	3	0.56	Points are assigned as 1 to 5 depending on the frequency that the vehicle is in the shop for repair. 5 = two or more times per month average. 4 = one time per month average. 3 = once every two months average. 2 = once every three months average. 1 = once every four months or less average. Does not include scheduled PM service.
O&M Costs	3	71%	Points assigned based on total life O&M costs (not including cost of repair due to accident damage) compared to vehicle's original purchase price. 1=20%, 2=40%, 3=60%, 4=80%, 5=100%.
Condition	5	Poor	Takes into consideration body condition, rust, interior condition, accident history, anticipated repairs, etc. A scale of 1 to 5 points. 1 = new, 2 = very good, 3 = good, 4 = fair, 5 = poor.
<b>Total Points &amp; Summary*</b>	<b>33</b>		<b>Condition IV - Qualifies for Replacement</b>

**SUMMARY\***

<u>Points</u>	<u>Condition</u>	<u>Ranking</u>
<18	I	Excellent
18 to 22	II	Good
23 to 27	III	Requires replacement during current fiscal year
28 or more	IV	Needs immediate replacement due to safety concerns or catastrophic mechanical failure



# City of Fort Lauderdale

## Fleet Services Vehicle Report

Run: 1/25/2007 10:57 am

# V5970

<b>Vehicle Receiving Report</b>		FVS    FIN    DEPT	New <input type="checkbox"/> Change <input type="checkbox"/>
class: 69    dept: PKR 010601 yr: 2007 TORO RM6500D REELMASTER MOWER vin: 260000502 supervisor: Y. COLARUSSO driver: _____		AQR: CAT5 vehicle key: fuel key : fuel code: 2 fuel miles: wo miles: 0 license : FEMA:	ordered: 12/27/2006 received : 01/24/2007 in service: 01/25/2007 retirement : 01/25/2011 life: 48 mos. po #: 7002754 po price: \$ 41,693 cap cost:        \$ 41,693 o & m:            \$ 130 replacement:    \$ 810 Monthly Total    \$ 940.00 fuel 3804            fund GLIS FCBS <i>[Signature]</i>
MEMO		V5970 Replaces \$130 Class 98    Year 03 Pro Mower	

### Receiving Department

**PKR 010601**

supervisor: **Y. COLARUSSO**

This is to notify you that your new vehicle has arrived, and may be ready for pickup. Please contact the Central Garage 828-5779 to make arrangements for inspection and delivery. Please bring this form with you. Also if there has been a change in Supervisor, driver, department, or other information, please indicate it the space provided below and return to Rick Mitchell.

supervisor: \_\_\_\_\_  
 index code: \_\_\_\_\_  
 driver: \_\_\_\_\_

Notes: \_\_\_\_\_  
 \_\_\_\_\_

WO NUMBER	UNIT	METER	CLOSED DATE	DOWN TIME TO DATE	LABOR HRS	LABOR COST	PARTS COST	SUBLET COSTS	TOTAL COST
1411551	V5970	689	3/12/11	8.72	3.00	177.96	75.98	0.00	253.94
1417206	V5970	688	12/16/10	2.63	2.50	148.30	0.00	0.00	148.30
1418332	V5970	688	12/17/10	6.13	2.30	136.44	371.35	0.00	507.79
1478844	V5970	689	3/15/11	29.80	2.50	148.30	14.29	0.00	162.59
1488122	V5970	690	3/29/11	46.40	2.10	124.57	214.47	0.00	339.04
1515242	V5970	690	5/5/11	38.02	1.90	112.71	3.19	0.00	115.90
1521831	V5970	1,423	2/24/12	2.82	2.80	166.10	84.54	0.00	250.64
1522515	V5970	1,289	9/9/11	5.97	2.70	160.16	46.43	0.00	206.59
1557562	V5970	691	6/28/11	114.53	6.80	391.51	44.41	0.00	435.92
1614684	V5970	691	9/9/11	1.12	1.30	77.12	0.00	0.00	77.12
1614903	V5970	1,476	8/17/12	3.33	2.00	118.64	23.75	0.00	142.39
1618382	V5970	1,269	9/19/11	48.17	4.10	243.21	4.50	300.00	547.71
1677972	V5970	1,285	12/22/11	165.10	6.20	367.78	207.07	0.00	574.85
1721416	V5970	1,286	2/23/12	56.02	3.40	201.69	0.00	0.00	201.69
1733184	V5970	1,423	3/9/12	3.65	1.70	100.84	0.00	0.00	100.84
1734875	V5970	1,425	3/15/12	49.47	3.60	213.55	170.00	300.00	683.55
1805232	V5970	1,425	6/20/12	44.37	2.90	172.03	10.19	0.00	182.22
1811370	V5970	1,425	7/2/12	66.26	5.90	349.99	28.00	0.00	377.99
1817070	V5970	1,450	7/16/12	149.30	5.50	326.26	140.63	0.00	466.89
1843544	V5970	1,475	8/14/12	48.24	1.60	94.91	559.41	0.00	654.32
1849477	V5970	1,476	8/23/12	84.45	4.90	290.67	325.99	0.00	616.66
1867418	V5970	1,477	9/18/12	32.54	2.40	142.37	0.00	300.00	442.37
1913330	V5970	1,162	9/19/13	4.12	2.70	160.16	21.80	0.00	181.96
1913703	V5970	1,502	2/6/13	1.93	2.30	136.44	31.93	0.00	168.37
1920652	V5970	1,489	12/4/12	29.53	1.80	106.78	0.00	0.00	106.78
1942795	V5970	1,490	1/11/13	35.59	2.20	130.50	139.00	0.00	269.50
1944781	V5970	1,492	1/14/13	2.06	1.80	106.78	46.06	0.00	152.84
1959841	V5970	1,502	2/6/13	57.98	5.10	302.53	81.87	95.00	479.40
1963723	V5970	1,176	2/18/14	3.13	3.10	183.89	25.61	0.00	209.50
1982062	V5970	1,502	3/5/13	0.00	0.00	0.00	24.32	0.00	24.32
1985304	V5970	1,502	3/13/13	66.29	4.10	243.21	0.00	300.00	543.21
1995813	V5970	1,502	3/28/13	51.37	8.80	522.02	322.90	0.00	844.92
2000451	V5970	1,502	4/4/13	52.14	14.00	830.48	1,122.58	0.00	1,953.06
2112243	V5970	1,158	8/6/13	84.17	7.40	438.97	32.56	75.00	546.53
2165623	V5970	1,162	9/19/13	69.07	3.30	195.78	0.00	300.00	495.76
2170505	V5970	1,198	9/10/14	5.32	5.20	308.46	29.21	0.00	337.67
2382941	V5970	1,175	1/10/14	0.00	0.00	0.00	110.25	0.00	110.25
2444761	V5970	2,035	4/1/15	5.88	4.80	284.74	33.90	0.00	318.64
2467118	V5970	1,183	3/14/14	1.32	1.60	94.91	0.00	0.00	94.91
2474627	V5970	1,183	3/20/14	47.42	1.40	83.05	0.00	300.00	383.05
2644802	V5970	1,197	7/8/14	70.12	3.00	177.96	620.61	0.00	798.57
2659338	V5970	1,196	7/15/14	43.42	5.00	296.60	47.32	0.00	343.92
2689685	V5970	1,197	7/23/14	7.57	3.00	177.96	0.00	0.00	177.96
2858029	V5970	2,036	10/8/15	3.54	1.75	103.81	44.84	0.00	148.65
2937099	V5970	1,199	9/30/14	1.48	1.30	77.12	0.00	0.00	77.12
2957034	V5970	1,199	10/6/14	2.70	1.90	112.71	0.00	669.25	781.96
3279872	V5970	2,025	12/3/14	116.23	3.10	183.89	6.98	0.00	190.87
3412044	V5970	2,030	12/15/14	0.88	1.00	59.32	0.00	0.00	59.32
3419107	V5970	2,030	12/17/14	36.67	9.60	569.47	1.39	0.00	570.86
3802058	V5970	2,035	4/6/15	62.08	3.30	195.76	1,095.08	0.00	1,290.84
4107026	V5970	2,036	8/21/15	11.89	4.46	264.57	0.00	475.00	739.57
4210369	V5970	2,036	10/8/15	18.97	2.50	148.30	9.95	0.00	158.25
4412418	V5970	2,038	3/8/16	76.12	7.29	432.44	708.72	0.00	1,141.16
4420565	V5970	2,038	3/4/16	0.38	0.00	0.00	0.00	475.00	475.00
4423231	V5970	2,038	3/18/16	2.59	4.88	289.48	27.14	0.00	316.62
4431373	V5970	2,040	8/29/16	0.00	4.67	277.02	24.36	0.00	301.37
4493245	V5970	2,038	5/31/16	4.97	2.53	150.08	62.56	0.00	212.64
4549767	V5970	2,040	8/26/16	28.77	5.63	333.97	618.00	0.00	951.97
<b>Total</b>				<b>2,012.74</b>	<b>206.41</b>	<b>12,244.24</b>	<b>7,613.13</b>	<b>3,589.25</b>	<b>23,446.62</b>

wo number	unit	hours	close date	down time	jo labor hour	wo labor cost	wo part cost	jo comm part co	jo comm labor	total
00386138	V5970	234	18-Aug-08	345.2	3.1	111.6	185.74	0	0	297.34
00396351	V5970	415	05-Jan-09	67.7	2.2	81.4	0	0	0	81.4
00396659	V5970	415	08-Jan-09	25.1	3.8	140.6	0	0	475	615.6
00396182	V5970	414	30-Dec-08	4.4	2.2	81.4	42.3	0	0	123.7
00387125	V5970	234	19-Aug-08	14.5	2	72	23.78	0	0	95.78
00388994	V5970	328	16-Sep-08	10.2	3.4	122.4	29.16	0	0	151.56
00437565	V5970	688	16-Nov-10	94.8	2.2	88	27.38	0	0	115.38
00414632	V5970	601	12-Oct-09	1.3	0.6	22.8	0	0	0	22.8



00423401	V5970	688	10-Mar-10	5.9	2.9	110.2	87.27	0	0	197.47
00421522	V5970	601	12-Feb-10	168.6	7.1	269.8	418.9	0	0	688.7
00412774	V5970	601	15-Sep-09	8.7	1.5	55.5	23.87	0	0	79.37
00434558	V5970	688	21-Sep-10	2.4	2.4	91.2	16.01	0	0	107.21
00426322	V5970	688	29-Apr-10	0	0	0	0	200	450	650
00425154	V5970	688	14-Apr-10	112.5	3.5	133	0	0	0	133
00434188	V5970	688	21-Sep-10	168.6	1.2	45.6	0	0	0	45.6
00401056	V5970	462	16-Mar-09	7.4	1.7	62.9	58.24	0	0	121.14
00410358	V5970	462	10-Aug-09	71.3	3.8	140.6	0	0	450	590.6
00353788	V5970	0	29-Jan-07	1.2	2	72	0	0	0	72
00374088	V5970	0	09-Jan-08	4.4	4.4	158.4	26.22	0	0	184.62
00384013	V5970	234	01-Jul-08	22	4.8	172.8	3.99	0	0	176.79
00383000	V5970	212	17-Jun-08	118.5	4.7	169.2	0	0	500	669.2
00383786	V5970	229	25-Jun-08	5.6	2.2	79.2	27.1	0	0	106.3
00381725	V5970	188	22-May-08	27.3	1.1	39.6	69.97	0	0	109.57
00382991	V5970	212	12-Jun-08	1.7	1.6	57.6	0.34	0	0	57.94
00373894	V5970	0	08-Jan-08	34.2	3.7	133.2	0	0	475	608.2
00381706	V5970	0	21-May-08	4	4	144	14.53	0	0	158.53
<b>Total</b>				<b>1327.5</b>	<b>72.1</b>	<b>2655</b>	<b>1054.8</b>	<b>200</b>	<b>2350</b>	<b>6259.8</b>

DOWN TIME TO DATE	LABOR HRS	LABOR COST	PARTS COST	SUBLET COSTS	TOTAL COST
2,012.74	206.41	12,244.24	7,613.13	6,139.25	29,706.42

**City of Fort Lauderdale  
Fleet Services  
Vehicle Replacement Analysis and Summary**

V5799  
2006 TORO WORKMAN

<u>FACTOR</u>	<u>POINTS</u>	<u>INPUT</u>	<u>SCORING GUIDELINES</u>
Age	10.471233	10.47123288	One point for each year of chronological age, based on in-service date.
Miles	0.00	0	One point for each 10,000 miles of use adjusted if excessive idling time (125%).
Hours	5.61	1,683	One point for each 300 hours of use.
Type of Service	5	5	1 to 5 points are assigned based on the type of vocational use and service duty.
Reliability	3	0.53	Points are assigned as 1 to 5 depending on the frequency that the vehicle is in the shop for repair. 5 = two or more times per month average. 4 = one time per month average. 3 = once every two months average. 2 = once every three months average. 1 = once every four months or less average. Does not include scheduled PM service.
O&M Costs	5	190%	Points assigned based on total life O&M costs (not including cost of repair due to accident damage) compared to vehicle's original purchase price. 1=20%, 2=40%, 3=60%, 4=80%, 5=100%.
Condition	5	Poor	Takes into consideration body condition, rust, interior condition, accident history, anticipated repairs, etc. A scale of 1 to 5 points. 1 = new, 2 = very good, 3 = good, 4 = fair, 5 = poor.
<b>Total Points &amp; Summary*</b>	<b>34</b>		<b>Condition IV - Qualifies for Replacement</b>

**SUMMARY\***

<u>Points</u>	<u>Condition</u>	<u>Ranking</u>
<18	I	Excellent
18 to 22	II	Good
23 to 27	III	Requires replacement during current fiscal year
28 or more	IV	Needs immediate replacement due to safety concerns or catastrophic mechanical failure



# City of Fort Lauderdale

## Fleet Services Vehicle Report

Run: 6/14/2006 3:56 pm

# V5799

<b>Vehicle Receiving Report</b>		FVS	FIN	DEPT	New <input type="checkbox"/>	Change <input type="checkbox"/>
class: 63 dept: PKR061701 yr: 2006 TORO WORKMAN SMALL UTILITY CART vin: 260000736 supervisor: Y. COLARUSSO driver: _____		AQR: CAT5 vehicle kev: fuel kev : fuel tvne: 1 fuel miles:		ordered: 04/28/2006 received : 05/31/2006 in service: <b>06/14/2006</b> retirement : 06/14/2020 life: 48 mos.		
MEMO		wo miles: 0 license : FEMA:		po #: 6005730 po price: \$ 8,249 cap cost: \$ 8,249 o & m: \$ 60 repl: \$ 265		
		V5799 Replaces		Monthly Total \$ 325.00		
		NEW Class _____ Year _____		3801/6215 FCBS <i>[Signature]</i>		

FRONT

BACK





Photo N/A

Photo N/A

Notes: \_\_\_\_\_



Received By:

WO NUMBER	UNIT	METER	CLOSED DATE	DOWN TIME TO DATE	LABOR HRS	LABOR COST	PARTS COST	SUBLET COSTS	TOTAL COST
1411265	V5799	829	12/22/10	4.98	1.70	100.84	17.95	0.00	118.79
1411266	V5799	831	3/25/11	7.03	2.00	118.64	11.22	0.00	129.86
1421538	V5799	829	1/6/11	250.33	3.80	225.42	479.99	0.00	705.41
1488000	V5799	831	3/25/11	1.33	0.00	0.00	12.54	0.00	12.54
1491034	V5799	831	3/30/11	1.42	1.50	88.98	23.99	0.00	112.97
1523887	V5799	1,138	4/2/12	3.44	2.00	118.64	7.75	0.00	126.39
1524095	V5799	835	6/20/11	2.75	2.70	160.16	12.18	0.00	172.34
1556776	V5799	835	6/20/11	3.22	3.20	189.82	0.00	0.00	189.82
1557693	V5799	840	10/5/11	3.17	2.70	160.16	16.55	0.00	176.71
1625058	V5799	840	10/5/11	178.75	13.40	794.89	36.20	0.00	831.09
1637146	V5799	1,061	1/18/12	1.69	1.40	83.05	4.56	0.00	87.61
1654508	V5799	1,013	11/8/11	29.17	4.40	261.01	0.00	0.00	261.01
1699862	V5799	1,138	7/12/12	1.75	1.70	100.84	6.70	0.00	107.54
1752720	V5799	1,138	4/18/12	213.38	3.60	213.55	9.48	296.92	509.95
1821888	V5799	1,138	7/18/12	79.60	2.50	148.30	388.80	0.00	537.10
1823077	V5799	1,250	10/26/12	5.10	1.50	88.98	4.39	0.00	93.37
1829202	V5799	1,140	7/25/12	26.82	1.40	83.05	0.00	0.00	83.05
1852782	V5799	1,227	8/24/12	35.92	3.70	219.48	42.75	0.00	282.23
1891320	V5799	1,246	10/26/12	110.80	7.50	444.80	0.00	0.00	444.80
1912110	V5799	1,275	12/10/12	214.88	25.70	1,524.52	260.43	0.00	1,784.95
1913921	V5799	1,280	1/30/13	3.14	1.75	103.81	6.00	0.00	109.81
1914036	V5799	1,260	4/16/13	1.41	1.30	77.12	11.87	0.00	88.99
1927871	V5799	1,256	12/15/12	36.10	2.40	142.37	0.00	0.00	142.37
1930846	V5799	1,256	12/21/12	76.32	6.40	379.65	68.19	0.00	447.84
1950851	V5799	1,260	1/30/13	96.36	1.10	65.25	81.49	0.00	146.74
1955406	V5799	1,260	1/31/13	24.11	5.00	296.60	0.00	0.00	296.60
1956763	V5799	1,367	8/26/13	5.18	4.40	261.01	13.48	0.00	274.49
2011388	V5799	1,260	4/23/13	101.80	5.50	326.26	183.89	0.00	510.15
2012867	V5799	1,437	4/11/14	2.03	2.00	118.64	16.96	0.00	135.60
2138967	V5799	1,367	8/27/13	22.92	2.50	148.30	100.86	0.00	249.16
2137590	V5799	1,395	12/6/13	4.20	1.20	71.18	0.00	0.00	71.18
2313422	V5799	1,445	7/31/14	25.12	1.00	59.32	0.00	0.00	59.32
2371783	V5799	1,402	1/3/14	6.47	2.30	136.44	37.76	0.00	174.20
2518031	V5799	1,452	3/31/15	3.50	3.50	207.62	12.57	0.00	220.19
2702406	V5799	1,445	7/30/14	60.03	6.70	397.44	21.85	0.00	419.29
2712827	V5799	1,445	12/1/14	2.25	2.30	136.44	5.58	0.00	142.02
2796593	V5799	1,445	8/26/14	0.00	0.00	0.00	0.00	75.00	75.00
3311143	V5799	1,453	5/15/15	1.01	0.90	53.39	5.63	0.00	59.02
3726992	V5799	1,450	2/24/15	27.17	2.10	124.57	0.00	0.00	124.57
3783575	V5799	1,452	4/3/15	184.13	6.90	409.31	123.45	0.00	532.76
3894971	V5799	1,453	5/15/15	24.53	3.30	195.76	25.73	0.00	221.49
3897591	V5799	1,607	9/8/15	0.93	2.09	123.98	6.72	0.00	130.70
4280488	V5799	1,631	12/24/15	7.01	1.80	106.78	5.16	0.00	111.94
4370371	V5799	1,660	5/2/16	6.57	1.02	60.51	0.00	0.00	60.51
4474017	V5799		7/28/16	5.28	2.26	134.06	12.15	0.00	146.21
4474019	V5799	1,660	5/6/16	35.42	5.09	301.94	193.57	0.00	495.51
4530763	V5799	1,683	10/28/16	0.00	2.33	138.22	12.17	0.00	150.39
4595639	V5799	1,683	10/28/16	13.81	2.57	152.45	9.28	0.00	161.73
<b>Total</b>				<b>1,951.13</b>	<b>166.11</b>	<b>9,853.65</b>	<b>2,289.84</b>	<b>361.92</b>	<b>12,505.41</b>

wo number	unit	meters	close date	downtime	wo labor hrs	wo labor cost	wo part cost	comm part cost	comm labor	total
00388973	V5799	388	15-Sep-08	3.6	1.5	54	0	0	0	54
00397940	V5799	434	29-Jan-09	70.3	3.8	140.6	21.99	0	0	162.59
00388952	V5799	388	15-Sep-08	5.8	1.1	39.6	7.05	0	0	46.65
00394954	V5799	425	11-Dec-08	2.8	2.8	103.6	8.56	0	0	112.16
00396797	V5799	434	14-Jan-09	146.8	5.9	218.3	0	0	0	218.3
00395105	V5799	425	15-Dec-08	78.5	0.9	33.3	0	0	0	33.3
00419060	V5799	578	21-Dec-09	9.1	3	114	0	0	0	114
00419136	V5799	578	22-Dec-09	8.8	3.1	117.8	24.55	0	0	142.35
00414233	V5799	543	06-Oct-09	6.3	1.5	57	9.71	0	0	66.71
00434692	V5799	784	23-Sep-10	24	2.8	106.4	1.56	0	0	107.96
00434666	V5799	784	22-Sep-10	3	3.3	125.4	13.06	0	0	138.46
00424416	V5799	619	29-Mar-10	72.1	0.9	34.2	5.13	0	0	39.33
00424543	V5799	619	30-Mar-10	0	0	0	4.5	0	0	4.5
00434566	V5799	707	21-Sep-10	0	0	0	0	0	0	0
00429309	V5799	707	22-Jun-10	46.5	0	0	0	0	0	0
00429435	V5799	707	29-Jun-10	166.6	5.1	193.8	88.01	0	0	281.81
00429291	V5799	707	21-Jun-10	9.2	2.2	83.6	12.45	0	0	96.05

00424385	V5799	619	26-Mar-10	9.1	2.5	95	21.48	0	0	116.48
00407138	V5799	489	19-Jun-09	4	1.7	62.9	9.82	0	0	72.72
00401377	V5799	454	20-Mar-09	4.3	3.1	114.7	15.66	0	0	130.36
00345143	V5799	16	30-Aug-06	3.8	3.9	135.76	0	0	0	135.76
00340653	V5799	0	22-Jun-06	167.9	1.1	38.3	0	0	0	38.3
00349753	V5799	48	15-Nov-06	4.3	2	72	7	0	0	79
00366604	V5799	48	11-Sep-07	147.3	7.6	273.6	74.13	0	0	347.73
00366991	V5799	48	11-Sep-07	0	0	0	0	0	0	0
00383075	V5799	333	13-Jun-08	2.9	1.1	39.6	14.15	0	0	53.75
00377645	V5799	270	20-Mar-08	230.7	3.9	140.4	1.95	0	0	142.35
00373801	V5799	236	04-Jan-08	5.4	2.7	97.2	7.1	0	0	104.3
00374397	V5799	240	14-Jan-08	6.3	3.4	122.4	0	0	0	122.4
00377221	V5799	268	04-Mar-08	36.1	3.9	140.4	36.13	0	0	176.53
00377625	V5799	268	10-Mar-08	0.9	0.9	32.4	0.33	0	0	32.73
<b>Total</b>				<b>1276.4</b>	<b>75.7</b>	<b>2786.26</b>	<b>384.32</b>	<b>0</b>	<b>0</b>	<b>3170.6</b>

DOWN TIME TO DATE	LABOR HRS	LABOR COST	PARTS COST	SUBLET COSTS	TOTAL COST
3,227.53	241.81	12,639.91	2,674.16	361.92	15,675.99

City of Fort Lauderdale  
Fleet Services  
Vehicle Replacement Analysis and Summary

V5531  
2005 New Holland TS115A

FACTOR	POINTS	INPUT	SCORING GUIDELINES
Age	12.131507	12.1	One point for each year of chronological age, based on in-service date.
Miles	0.00	0	One point for each 10,000 miles of use adjusted if excessive idling time (125%).
Hours	16.83	5,048	One point for each 300 hours of use.
Type of Service	5	5	1 to 5 points are assigned based on the type of vocational use and service duty.
Reliability	5	1.45	Points are assigned as 1 to 5 depending on the frequency that the vehicle is in the shop for repair. Does not include scheduled PM service. 5 = two or more times per month average 4 = one time per month average. 3 = once every two months average. 2 = once every three months average. 1 = once every four months or less average.
O&M Costs	5	127	Points assigned based on total life O&M costs (not including cost of repair due to accident damage) compared to vehicle's original purchase price. 1=20%, 2=40%, 3=60%, 4=80%, 5=100%
Condition	5	Poor	Takes into consideration body condition, rust, interior condition, accident history, anticipated repairs, etc. A scale of 1 to 5 points. 1 = new, 2 = very good, 3 = good, 4 = fair, 5 = poor.
<b>Total Points &amp; Summary*</b>	<b>49</b>	<b>Condition IV - Qualifies for Replacement</b>	

**SUMMARY\***

Points	Condition	Ranking
<18	I	Excellent
18 to 22	II	Good
23 to 27	III	Requires replacement during current fiscal year
28 or more	IV	Needs immediate replacement due to safety concerns or catastrophic mechanical failure



City of Fort Lauderdale

Fleet Services Vehicle Report

V5531

Vehicle Receiving Report		FVS	FIN	DEPT	New <input type="checkbox"/>	Change <input type="checkbox"/>
Class 59AX Dept: Yr: NWHOL, TS115A, 2005 V5531 2005 NWHOL TS115A VIN: ACP244405 Supervisor: BENNIE LYNCH Driver: SHARED / NO ASSIGNED DRIVER		AQR: LARGER THAN ONE TON Vehicle Key: Fuel Key: Fuel Type: D Fuel Miles:			Ordered: Received: In Service: 03/29/2005 Retirement: 03/30/2011 Life: 72 mos.	
		WO Miles: 5,052 License: FEMA:			PO #: PO Price: Cap Cost: \$55,032.00 O&M: \$417.00 Repl: \$.00 Monthly Total \$417.00	
MEMO		V5531		Replaces		
TRACTOR						
		Class _____		Year _____		
				FCBS		

FRONT

BACK

<p>Photo N/A</p>	<p>Photo N/A</p>
------------------	------------------

WO NUMBER	UNIT	METER	CLOSED DATE	IN TIME TO D	LABOR HRS	LABOR COST	PARTS COST	SUBLET COSTS	TOTAL COST
1404379	V5531	3,010	12/6/10	5.27	5.00	298.80	45.30	0.00	341.90
1409625	V5531	3,010	12/6/10	1.80	1.60	94.91	0.00	0.00	94.91
1410845	V5531	3,133	3/3/11	4.70	3.00	177.96	40.12	0.00	218.08
1418019	V5531	3,010	12/17/10	14.48	5.00	298.80	0.00	0.00	298.80
1418647	V5531	3,125	3/2/11	1,165.43	74.30	848.28	287.70	0.00	1,116.98
1422023	V5531	3,125	12/14/10	116.15	4.60	272.87	467.81	0.00	730.68
1428243	V5531	3,126	1/4/11	0.55	1.08	64.07	3.29	0.00	67.36
1473575	V5531	3,133	3/7/11	30.68	3.30	195.76	20.76	0.00	216.52
1480664	V5531	3,134	3/16/11	24.50	2.50	148.30	13.90	0.00	162.20
1483561	V5531	3,134	3/18/11	0.50	0.50	29.66	0.00	0.00	29.66
1495963	V5531	3,134	4/5/11	1.00	1.00	59.32	0.00	0.00	59.32
1523844	V5531	3,135	6/8/11	12.35	4.80	284.74	103.29	0.00	388.03
1524053	V5531	3,364	9/6/11	9.03	2.10	124.57	57.07	0.00	181.64
1526070	V5531	3,134	5/6/11	1.00	1.00	59.32	0.00	0.00	59.32
1549542	V5531	3,135	6/8/11	2.25	2.30	136.44	0.00	0.00	136.44
1550276	V5531	3,546	7/31/12	3.73	3.20	189.82	85.85	0.00	254.47
1581814	V5531	3,140	8/27/11	2.13	0.00	0.00	0.00	0.00	0.00
1584940	V5531	3,142	6/29/11	3.28	2.70	160.16	0.00	0.00	160.16
1586158	V5531	3,142	7/7/11	116.28	11.40	676.25	279.85	0.00	956.10
1572857	V5531	3,145	7/28/11	222.23	27.40	1,625.37	780.42	0.00	2,405.79
1587655	V5531	3,145	8/2/11	2.00	2.00	118.64	0.00	0.00	118.64
1612258	V5531	3,364	9/7/11	11.38	1.40	83.06	7.02	0.00	90.07
1613264	V5531	3,385	1/5/12	1.92	1.90	112.71	91.40	0.00	204.11
1634001	V5531	3,364	10/6/11	1.25	1.00	59.32	0.00	0.00	59.32
1691088	V5531	3,385	1/23/12	289.03	19.80	1,180.47	371.10	0.00	1,561.57
1692057	V5531	3,496	5/1/12	6.08	1.30	77.12	53.21	0.00	130.33
1705784	V5531	3,405	2/1/12	63.48	5.20	308.46	301.41	0.00	609.87
1718926	V5531	3,408	2/16/12	0.83	0.80	47.46	0.00	0.00	47.46
1723712	V5531	3,415	2/24/12	1.00	0.50	29.66	0.00	0.00	29.66
1724637	V5531	3,415	2/27/12	7.62	0.00	0.00	0.00	272.00	272.00
1728472	V5531	3,420	3/2/12	1.00	1.00	59.32	0.00	0.00	59.32
1729752	V5531	3,420	3/14/12	161.30	26.20	1,554.18	486.98	0.00	2,041.16
1741538	V5531	3,421	3/23/12	1.00	1.00	59.32	5.85	0.00	64.97
1747919	V5531	3,422	3/30/12	2.60	0.50	29.66	0.00	0.00	29.66
1753413	V5531	3,423	4/6/12	0.50	0.50	29.66	0.00	0.00	29.66
1758033	V5531	3,423	4/13/12	2.83	1.00	59.32	0.00	0.00	59.32
1762002	V5531	3,424	4/20/12	12.32	1.00	59.32	0.00	0.00	59.32
1764408	V5531	3,424	4/28/12	36.53	7.40	438.97	130.07	0.00	569.04
1769643	V5531	3,547	11/2/12	2.80	2.70	160.16	55.33	0.00	215.49
1776687	V5531	3,512	5/11/12	0.83	1.00	59.32	0.00	0.00	59.32
1777680	V5531	3,512	5/14/12	4.28	1.00	59.32	0.00	0.00	59.32
1778938	V5531	3,514	5/15/12	10.56	1.90	112.71	0.00	0.00	112.71
1788198	V5531	3,516	5/25/12	0.50	0.50	29.66	0.00	0.00	29.66
1793209	V5531	3,518	6/4/12	0.50	0.50	29.66	0.00	0.00	29.66
1802786	V5531	3,545	6/15/12	35.97	2.10	124.57	0.00	0.00	124.57
1808795	V5531	3,545	6/22/12	0.50	0.50	29.66	0.00	0.00	29.66
1822952	V5531	3,545	7/16/12	1.98	0.00	0.00	0.00	75.00	75.00
1827116	V5531	3,546	7/20/12	0.50	0.50	29.66	0.00	0.00	29.66
1833144	V5531	3,546	7/29/12	12.61	0.00	0.00	1,579.68	225.00	1,804.68
1835653	V5531	3,546	7/31/12	1.18	0.50	29.66	28.40	0.00	59.08
1849172	V5531	3,546	8/17/12	2.65	1.00	59.32	0.00	0.00	59.32
1849925	V5531	3,546	11/7/12	1,298.97	81.70	4,846.44	2,729.27	788.00	8,363.71
1910837	V5531	3,548	11/19/12	5.36	0.70	41.52	0.00	0.00	41.52
1913893	V5531	3,725	3/12/13	4.35	2.90	172.03	64.10	0.00	236.13
1913989	V5531	4,048	11/13/13	3.43	3.40	201.69	118.98	0.00	320.67
1917044	V5531	3,579	12/28/12	530.71	2.10	124.57	0.00	108.20	232.77
1935420	V5531	3,576	12/31/12	1.00	1.00	59.32	12.18	0.00	71.50
1945081	V5531	3,725	3/11/13	901.60	45.00	2,669.40	1,349.68	57.60	4,076.68
1989260	V5531	3,780	7/29/13	8.08	3.80	225.42	55.42	0.00	280.84
2000045	V5531	3,750	4/16/13	258.86	12.70	753.36	358.47	346.49	1,456.32
2034449	V5531	3,750	5/17/13	0.98	0.80	47.46	0.00	0.00	47.46
2143175	V5531	3,869	8/29/13	1.50	1.00	59.32	0.00	0.00	59.32
2148133	V5531	3,969	9/2/13	0.00	0.00	0.00	0.00	38.40	38.40
2257309	V5531	4,049	12/3/13	329.18	6.30	373.72	268.62	0.00	640.34
2112028	V5531	4,095	2/13/14	3.87	3.90	231.35	43.40	0.00	274.75
2270166	V5531	4,655	6/24/15	10.30	4.40	261.01	95.11	0.00	356.12
2411509	V5531	4,055	2/4/14	2.00	4.00	237.28	54.57	0.00	291.85
2415760	V5531	4,057	2/6/14	1.02	1.00	59.32	67.49	0.00	126.81
2428526	V5531	4,169	6/24/14	3.83	3.80	225.42	54.35	0.00	279.77
2427293	V5531	4,095	4/9/14	862.80	3.60	213.55	0.00	2,327.25	2,540.80
2548698	V5531	4,187	4/28/14	2.80	1.00	59.32	0.00	0.00	59.32
2626324	V5531	4,311	10/17/14	2.48	5.00	286.60	43.59	0.00	340.19
2626325	V5531	4,169	6/24/14	2.17	1.60	94.91	100.89	0.00	195.80
2970632	V5531	4,311	10/17/14	216.03	7.10	421.17	116.47	232.63	770.27
3032047	V5531	5,028	2/1/16	27.52	2.33	138.22	40.52	0.00	178.74
3242243	V5531	4,315	11/20/14	6.00	2.00	118.84	0.00	0.00	118.84
3680685	V5531	4,320	1/14/15	4.53	4.50	266.94	163.82	0.00	430.76
3723249	V5531	4,449	2/16/15	1.00	1.00	59.32	14.42	0.00	73.74
4387972	V5531	4,856	1/21/16	5.48	0.00	0.00	0.00	636.61	636.61
4398441	V5531	5,028	2/3/16	1.03	1.08	64.07	0.00	0.00	64.07
4423263	V5531	5,048	9/9/16	4.11	2.50	148.30	34.81	0.00	183.11
4429359	V5531	5,030	3/16/16	0.85	0.33	19.58	45.04	0.00	64.62
4495449	V5531	5,045	9/27/16	410.62	1.00	59.32	0.00	2,123.72	2,183.04
4561834	V5531	5,048	9/22/16	22.37	2.08	123.39	0.00	0.00	123.39
<b>Total</b>				<b>7,348.97</b>	<b>395.20</b>	<b>23,443.26</b>	<b>11,073.41</b>	<b>7,230.90</b>	<b>41,747.57</b>

WO NUMBER	UNIT	METER	CLOSED DATE	IN TIME TO D	LABOR HRS	LABOR COST	PARTS COST	SUBLET COSTS	TOTAL COST	
00385732	V5531	0	15-Aug-08	430.6	10.7	385.2	185.85	892.68	660	2123.73
00395125	V5531	2011	13-Dec-08	24.4	0.4	14.8	6.45	0	0	21.25
00392750	V5531	1978	07-Nov-08	3.8	0.8	29.6	0.34	0	0	29.94



00386022	V5531	0	01-Aug-08	4.3	0.3	10.8	0	0	0	0	10.8
00391261	V5531	1935	17-Oct-08	0	0	0	0	0	124.8	0	124.8
00389964	V5531	1933	30-Sep-08	10.6	1.1	40.7	0.34	0	0	0	41.04
00395083	V5531	2011	12-Dec-08	11.1	2.5	96.2	59.36	0	0	0	155.56
00391257	V5531	1935	17-Oct-08	0	0	0	0	0	192	0	192
00390000	V5531	1933	30-Sep-08	2	1.3	48.1	0	0	0	0	48.1
00390247	V5531	1935	03-Oct-08	1.7	1	37	0.34	0	0	0	37.34
00396431	V5531	2232	05-Jan-09	0.9	0.9	33.3	0.34	0	0	0	33.64
00438676	V5531	3010	03-Dec-10	4.9	1	40	0	0	0	0	40
00437885	V5531	3010	17-Nov-10	0.8	0.8	32	3.75	0	0	0	35.75
00438656	V5531	3010	03-Dec-10	1.6	1.6	64	0	0	0	0	64
00438247	V5531	3010	23-Nov-10	1.8	0.4	16	0.46	0	0	0	16.46
00437739	V5531	3010	16-Nov-10	0	0	0	0	0	0	0	0
00416440	V5531	2461	06-Nov-09	0	0	0	0	0	0	0	0
00412521	V5531	2432	10-Sep-09	2.2	2.1	77.7	2.38	0	0	0	80.08
00417866	V5531	2568	01-Dec-09	4.4	2.1	79.8	69.99	0	0	0	149.79
00414720	V5531	2461	13-Oct-09	0.8	0.8	30.4	0	0	0	0	30.4
00416540	V5531	2461	09-Nov-09	3.3	0.9	34.2	0	0	0	0	34.2
00417897	V5531	2568	16-Dec-09	349.1	24.8	942.4	942.32	0	0	0	1884.72
00412504	V5531	2432	10-Sep-09	5.3	2.8	103.6	68.67	0	0	0	172.27
00418365	V5531	2568	09-Dec-09	0	0	0	589	0	75	0	664
00414025	V5531	2461	02-Oct-09	4.6	0.7	26.6	0.43	0	0	0	27.03
00428276	V5531	2796	02-Jun-10	4.9	4.2	159.6	142.47	0	0	0	302.07
00432083	V5531	2796	06-Aug-10	2.5	0.5	19	0.47	0	0	0	19.47
00434883	V5531	3010	27-Sep-10	0.6	0.6	22.8	0	0	0	0	22.8
00424683	V5531	2733	01-Apr-10	6.6	2.7	102.6	153.07	0	0	0	255.67
00427388	V5531	2733	18-May-10	0	0	0	26.13	0	0	0	26.13
00434487	V5531	3010	21-Sep-10	28.5	4	152	9.71	0	0	0	161.71
00434475	V5531	3010	20-Sep-10	4.4	3.3	125.4	84.74	0	0	0	210.14
00435623	V5531	3010	08-Oct-10	4.8	0.5	20	5.23	0	0	0	25.23
00435136	V5531	3010	30-Sep-10	5	4.8	192	118.47	0	0	0	310.47
00426626	V5531	2763	14-May-10	230.9	13.2	501.6	8.74	94.6	240	0	844.94
00427406	V5531	2763	18-May-10	0	0	0	0	0	38.4	0	38.4
00426486	V5531	2733	03-May-10	1.3	0.5	19	3.29	0	0	0	22.29
00434637	V5531	3010	23-Sep-10	32.6	4.8	182.4	156.07	0	0	0	338.47
00429998	V5531	2796	02-Jul-10	3.6	0.5	19	0.47	0	0	0	19.47
00424694	V5531	2733	19-Apr-10	296.3	16.4	623.2	927.53	0	0	0	1550.73
00429473	V5531	2796	23-Jun-10	0	0	0	0	0	38.4	0	38.4
00430373	V5531	2796	09-Jul-10	3.1	0.5	19	0.47	0	0	0	19.47
00410344	V5531	3204	07-Aug-09	2.6	0.7	25.9	0.44	0	0	0	26.34
00401637	V5531	2149	03-Apr-09	224	8.3	307.1	339.02	258.69	910	0	1814.81
00406972	V5531	2292	17-Jun-09	8.6	4	149	194.54	0	0	0	342.54
00398713	V5531	2254	05-Feb-09	3.4	0.7	25.9	0.34	0	0	0	26.24
00401520	V5531	2148	24-Mar-09	16.9	8.2	303.4	90.01	0	0	0	393.41
00401218	V5531	2148	18-Mar-09	6.6	4.3	159.1	74.7	0	0	0	233.8
00408009	V5531	3012	02-Jul-09	4.4	0.8	29.6	0.51	0	0	0	30.11
00404174	V5531	2415	05-May-09	2.7	0.7	25.9	0.51	0	0	0	26.41
00402907	V5531	2272	03-Apr-09	3.3	0.7	25.9	0.51	0	0	0	26.41
00340500	V5531	0	20-Jun-06	192.2	5.5	191.46	218.95	0	0	0	410.41
00342962	V5531	0	22-Aug-06	6.72	23.7	825	4222.43	0	0	0	5047.43
00336929	V5531	527	10-Apr-06	7.7	7.5	261.07	31.29	0	0	0	292.36
00341919	V5531	0	07-Jul-06	1.1	1	34.81	1.67	0	0	0	36.48
00336973	V5531	527	12-Apr-06	41.1	3.1	107.91	35.77	0	0	0	143.68
00344667	V5531	662	24-Aug-06	33.3	22.6	785.7	18.94	0	0	0	805.64
00343625	V5531	0	04-Aug-06	0.8	0.8	27.85	0.28	0	0	0	28.13
00338324	V5531	0	05-May-06	1	1	34.81	1.89	0	0	0	36.7
00340472	V5531	0	12-Jun-06	7.3	5.3	184.49	42.06	0	0	0	226.55
00336837	V5531	0	07-Apr-06	2.6	2.5	87.03	1.89	0	0	0	88.92
00341823	V5531	0	25-Jul-06	470	35.8	1246.2	12.87	0	0	0	1259.07
00338678	V5531	582	11-May-06	3.7	3.7	128.8	31.36	0	0	0	160.16
00354080	V5531	806	02-Feb-07	2	0.5	18	0.31	0	0	0	18.31
00352325	V5531	0	03-Jan-07	4.5	4.4	158.4	65.06	0	0	0	223.46
00349044	V5531	783	03-Nov-06	0.7	0.6	21.6	2.06	0	0	0	23.66
00349672	V5531	783	17-Nov-06	81	1.8	64.8	0	0	0	0	64.8
00357772	V5531	809	06-Apr-07	0.7	0.7	25.2	2.12	0	0	0	27.32
00351960	V5531	810	03-Jan-07	275.7	0	0	0	0	0	0	0
00347199	V5531	662	05-Oct-06	18.7	2.4	83.54	32.73	0	0	0	116.27
00351642	V5531	810	18-Dec-06	0	0	0	24.94	0	0	0	24.94
00352422	V5531	0	05-Jan-07	2	0.3	10.8	0.31	0	0	0	11.11
00356072	V5531	809	08-Mar-07	4.2	4.2	151.2	19.5	0	0	0	170.7
00347370	V5531	0	06-Oct-06	1	0.7	24.37	2.06	0	0	0	26.43
00352501	V5531	0	08-Jan-07	0	0	0	26.4	0	0	0	26.4
00349934	V5531	810	22-Nov-06	106.3	3.2	115.2	26.4	0	0	0	141.6
00351208	V5531	810	22-Dec-06	275.8	6.8	244.8	0	0	0	0	244.8
00370451	V5531	1250	05-Nov-07	6.5	0.7	25.2	0.32	0	0	0	25.52
00364056	V5531	1110	23-Jul-07	3.7	0	0	0	0	0	0	0
00363078	V5531	1106	06-Jul-07	3.7	0.9	32.4	0.32	0	0	0	32.72
00360457	V5531	809	22-May-07	31.2	1.5	54	0	0	0	0	54
00367097	V5531	1250	12-Sep-07	4	4	144	158.47	0	0	0	302.47
00361469	V5531	1106	08-Jun-07	23.9	13.4	482.4	0	0	0	0	482.4
00359477	V5531	809	04-May-07	1.9	0.5	18	0.32	0	0	0	18.32
00368556	V5531	1250	05-Oct-07	1.9	0.9	32.4	0.32	0	0	0	32.72
00363597	V5531	1106	16-Jul-07	0	0	0	0	14.8	240	0	254.8
00364665	V5531	1174	01-Aug-07	4.3	4.3	154.8	0	0	0	0	154.8

00361449	V5531	1106	07-Jun-07	3.9	3.9	140.4	57.32	0	0	197.72
00361709	V5531	1106	26-Jun-07	347.6	11.7	421.2	129.16	0	0	550.36
00364831	V5531	1110	03-Aug-07	1	0.6	21.6	0.32	0	0	21.92
00360572	V5531	1102	05-Jun-07	329	18.2	655.2	2.45	0	0	657.65
00318720	V5531	0	21-Apr-05	16.4	0	0	0	0	0	0
00319395	V5531	0	06-May-05	0.5	0.5	16.5	0.3	0	0	16.8
00318777	V5531	0	21-Apr-05	3.6	3.1	102.3	2.58	0	0	104.88
00317788	V5531	0	04-Apr-05	119.4	4.2	138.6	0	0	0	138.6
00318789	V5531	0	22-Apr-05	26.6	1.8	59.4	0	0	0	59.4
00382633	V5531	1747	14-Jun-08	179.1	2.3	82.8	361.83	0	0	444.63
00380021	V5531	1580	29-Apr-08	143.4	8.1	291.6	73.5	0	0	365.1
00382599	V5531	1747	06-Jun-08	7	2.3	82.8	53.29	0	0	136.09
00375544	V5531	1425	01-Feb-08	4.4	0.7	25.2	0.33	0	0	25.53
00384125	V5531	0	02-Jul-08	2.7	2	72	0.34	0	0	72.34
00372777	V5531	1425	17-Dec-07	6.2	2.1	75.6	57.13	0	0	132.73
00378986	V5531	1580	04-Apr-08	1.2	1	36	0.33	0	0	36.33
00377404	V5531	1580	05-Mar-08	3.1	3.1	111.6	52.84	0	0	164.44
00380726	V5531	1689	06-May-08	5.6	5.5	198	27.99	0	0	225.99
00377165	V5531	1565	29-Feb-08	1.5	2	72	0	0	0	72
00377872	V5531	1580	13-Mar-08	0	0	0	3.15	0	0	3.15
00380777	V5531	1686	06-May-08	1.2	1.2	43.2	0.34	0	0	43.54
00319605	V5531	0	11-May-05	5.5	5.5	181.5	197.93	0	0	379.43
00328785	V5531	0	28-Nov-05	299.5	0	0	0	0	0	0
00327432	V5531	0	15-Nov-05	672	0	0	0	0	0	0
00321987	V5531	0	29-Jun-05	0.4	0.4	13.2	15.3	0	0	28.5
00322112	V5531	0	01-Jul-05	1	1.4	46.2	0.27	0	0	46.47
00330594	V5531	0	19-Dec-05	0	0	0	14.15	0	0	14.15
00331492	V5531	0	06-Jan-06	3.1	1.5	52.22	4.93	0	0	57.15
00324811	V5531	0	20-Sep-05	608.8	5.6	184.8	0	0	0	184.8
00325964	V5531	0	18-Oct-05	672	0	0	0	0	0	0
00320785	V5531	0	06-Jun-05	0.1	0	0	20.91	0	0	20.91
<b>Total</b>				<b>7518.1</b>	<b>395</b>	<b>14251.96</b>	<b>10325.19</b>	<b>1260.77</b>	<b>2518.6</b>	<b>28356.52</b>

DOWN TIME TO C	LABOR HRS	LABOR COST	PARTS COST	SUBLET COSTS	TOTAL COST
14,867.07	790.20	37,695.22	21,398.60	11,010.27	70,104.09

208

**City of Fort Lauderdale  
Fleet Services  
Vehicle Replacement Analysis and Summary**

**V5945  
2007 John Deere 5525**

<u>FACTOR</u>	<u>POINTS</u>	<u>INPUT</u>	<u>SCORING GUIDELINES</u>
Age	10.19726	10.2	One point for each year of chronological age, based on in-service date.
Miles	0.00	0	One point for each 10,000 miles of use adjusted if excessive idling time (125%).
Hours	7.46	2,238	One point for each 300 hours of use.
Type of Service	5	5	1 to 5 points are assigned based on the type of vocational use and service duty.
Reliability	3.25	0.41	Points are assigned as 1 to 5 depending on the frequency that the vehicle is in the shop for repair. Does not include scheduled PM service. <b>5 = two or more times per month average</b> <b>4 = one time per month average.</b> <b>3 = once every two months average.</b> <b>2 = once every three months average.</b> <b>1 = once every four months or less average.</b>
O&M Costs	2	25	Points assigned based on total life O&M costs (not including cost of repair due to accident damage) compared to vehicle's original purchase price. <b>1=20%, 2=40%, 3=60%, 4=80%, 5=100%</b>
Condition	5	Poor	Takes into consideration body condition, rust, interior condition, accident history, anticipated repairs, etc. A scale of 1 to 5 points. <b>1 = new, 2 = very good, 3 = good, 4 = fair, 5 = poor.</b>
<b>Total Points &amp; Summary*</b>	<b>33</b>	<b>Condition IV - Qualifies for Replacement</b>	

**SUMMARY\***

**Points      Condition   Ranking**

<18	I	Excellent
18 to 22	II	Good



City of Fort Lauderdale



Fleet Services Vehicle Report

V5945

Vehicle Receiving Report		FVS	FIN	DEPT	New <input type="checkbox"/>	Change <input type="checkbox"/>
Class 54AX Dept: PKR080501-D Yr: JHNDR, 5525, 2007 V5945 2007 JHNDR 5525 VIN: LV5525H357158 Supervisor: BENNIE LYNCH Driver: SHARED / NO ASSIGNED DRIVER		AQR: LARGER THAN ONE TON Vehicle Key: Fuel Key: Fuel Type: D Fuel Miles:			Ordered: Received: In Service: 03/05/2007 Retirement: 03/05/2015 Life: 96 mos.	
		WO Miles: 2,318 License: FEMA:			PO #: PO Price: Cap Cost: \$46,029.00 O&M: \$325.00 Repl: \$0.00 Monthly Total \$325.00	
MEMO		V5945		Replaces		
WHEEL TRACTOR						
		Class _____		Year _____		
				FCBS _____		

FRONT

BACK



WO NUMBER	UNIT	METER	CLOSED DATE	DOWN TIME TO DATE	LABOR HRS	LABOR COST	PARTS COST	SUBLET COSTS	TOTAL COST	
1405639	V5945	1,160	12/9/10	4.68	4.30	255.08	31.72	0.00	286.80	
1409794	V5945	1,160	12/9/10	3.22	3.30	195.76	75.01	0.00	270.77	
1413258	V5945	1,180	12/10/10	14.23	1.90	112.71	55.47	0.00	168.18	
1433835	V5945	1,160	1/11/11	0.01	0.00	0.00	16.43	0.00	16.43	
1433839	V5945	1,160	1/11/11	0.01	0.00	0.00	426.50	0.00	426.50	
1444660	V5945	1,181	1/24/11	1.97	2.50	148.30	0.00	0.00	148.30	
1451416	V5945	1,161	2/2/11	5.28	5.30	314.40	266.31	0.00	580.71	
1483583	V5945	1,161	3/18/11	0.50	0.50	29.66	0.00	0.00	29.66	
1485335	V5945	1,161	4/4/11	0.17	0.20	11.86	0.00	0.00	11.86	
1500116	V5945	1,162	4/28/11	238.25	6.10	361.55	334.03	0.00	695.58	
1521817	V5945	1,600	12/15/11	0.37	2.30	136.44	58.07	0.00	194.51	
1522501	V5945	1,164	6/6/11	2.90	2.90	172.03	47.25	0.00	219.28	
1530637	V5945	1,193	5/12/11	1.98	2.00	118.64	34.20	0.00	152.84	
1539600	V5945	1,163	5/27/11	60.12	10.80	840.66	335.83	0.00	976.49	
1549381	V5945	1,610	6/20/12	2.57	2.60	154.23	53.17	0.00	207.40	
1560116	V5945	1,165	8/10/11	84.77	2.30	198.44	962.94	0.00	1,089.38	
1611644	V5945	1,168	9/7/11	34.61	7.20	427.10	0.00	0.00	427.10	
1633458	V5945	1,166	10/5/11	1.00	1.00	59.32	0.00	0.00	59.32	
1654046	V5945	1,549	1/14/11	6.70	0.50	29.66	0.00	0.00	29.66	
1605423	V5945	1,600	6/19/12	3.78	0.80	47.45	0.00	0.00	47.46	
1611286	V5945	1,610	6/27/12	2.11	0.00	0.00	0.00	75.00	75.00	
1913285	V5945	1,621	8/7/13	3.82	2.60	164.23	32.03	0.00	196.26	
1913640	V5945	1,620	12/19/12	1.42	1.50	88.98	51.17	0.00	140.15	
1892213	V5945	1,685	1/22/13	5.63	3.20	189.82	76.37	0.00	266.19	
1977514	V5945	1,620	2/26/13	2.33	3.00	177.96	59.74	0.00	237.70	
1983576	V5945	1,620	3/7/13	32.27	5.70	338.12	0.00	0.00	338.12	
2011540	V5945	1,620	4/17/13	1.29	0.00	0.00	0.00	75.00	75.00	
2048093	V5945	1,621	8/7/13	2.35	1.80	108.78	0.00	0.00	108.78	
2049510	V5945	1,621	9/11/13	2.98	0.00	0.00	0.00	112.50	112.50	
2055590	V5945	1,624	7/22/13	1.55	1.00	59.32	0.00	0.00	59.32	
2118399	V5945	1,657	8/8/13	12.43	1.00	59.32	0.00	0.00	59.32	
2163987	V5945	1,685	12/6/13	95.07	3.80	213.56	51.49	0.00	265.04	
2048648	V5945	1,681	5/27/14	3.07	3.10	183.89	42.58	0.00	226.47	
2305880	V5945	2,005	3/28/15	4.78	3.20	189.62	27.48	0.00	217.30	
2403931	V5945	1,908	1/28/14	4.57	3.50	207.62	26.52	0.00	234.14	
2442353	V5945	1,670	2/18/14	3.00	3.00	177.98	0.00	0.00	177.98	
2448127	V5945	1,670	2/21/14	0.00	0.00	0.00	117.00	0.00	117.00	
2571515	V5945	1,681	5/23/14	123.57	8.30	527.95	10.07	1,020.10	1,658.12	
2582287	V5945	1,681	5/27/14	5.97	0.00	0.00	0.00	162.50	162.50	
2582626	V5945	5,435	9/8/15	0.30	3.25	192.79	28.75	0.00	221.54	
2592671	V5945	1,685	6/3/14	2.50	2.50	148.30	0.00	0.00	148.30	
2593600	V5945	1,690	9/16/14	27.22	0.00	0.00	848.54	120.00	968.54	
2692171	V5945	1,690	9/28/14	148.22	20.20	1,198.26	307.19	0.00	1,506.46	
2868842	V5945	1,987	10/21/14	2.06	3.90	231.35	0.00	0.00	231.35	
2990263	V5945	1,997	10/9/14	3.62	7.20	427.10	0.00	0.00	427.10	
3621559	V5945	1,998	1/7/15	1.77	1.80	106.78	0.00	0.00	106.78	
3722719	V5945	2,002	2/20/15	57.35	12.80	747.43	22.60	0.00	770.03	
3745820	V5945	2,004	3/4/15	0.01	0.00	0.00	67.35	0.00	67.35	
3762778	V5945	2,006	3/26/15	241.67	28.60	1,577.81	507.85	0.00	2,085.76	
3804827	V5945	2,009	5/19/15	0.00	0.00	0.00	2,449.80	2,449.80	2,449.80	
4400092	V5945	5,437	2/5/16	8.60	4.48	265.75	108.56	0.00	375.31	
4407223	V5945	5,439	2/16/16	0.17	1.00	59.32	0.00	0.00	59.32	
4411345	V5945		5/12/16	7.58	1.25	74.15	0.00	0.00	74.15	
4412449	V5945	5,440	2/24/16	11.24	2.32	137.62	35.39	0.00	173.01	
4481995	V5945	2,238	1/19/16	5.06	2.92	173.21	48.37	0.00	219.58	
4653334	V5945	2,238	1/8/17	3.81	0.37	21.85	0.00	0.00	21.85	
					1,293.06	191.99	11,388.85	5,154.92	4,015.00	20,558.77

WO NUMBER	UNIT	METER	CLOSED DATE	DOWN TIME TO DATE	LABOR HRS	LABOR COST	PARTS COST	SUBLET COSTS	TOTAL COST	
00387640	V5945	701	25-Aug-08		5.1	1.6	57.6	34.86	0	92.46
00395953	V5945	778	24-Dec-08		0	0	0	0	50	50
00394680	V5945	778	15-Dec-08		165.6	0.5	18.5	722.8	0	741.3
00394644	V5945	778	08-Dec-08		2.5	2.5	92.5	52.25	0	144.75
00397633	V5945	778	21-Jan-09		1.2	0	0	0	15	120
00393375	V5945	701	19-Nov-08		2.2	0.8	29.6	0	0	29.6
00438244	V5945	1160	23-Nov-10		0.7	0.4	16	0.45	0	16.45
00438285	V5945	1160	08-Dec-10		227.2	4.2	168	9.45	0	177.45
00418167	V5945	970	07-Dec-09		2.4	2.4	91.2	67.38	0	158.58
00418204	V5945	970	11-Dec-09		97.2	4.3	163.4	194.24	0	357.64
00416692	V5945	867	12-Nov-09		3.3	2.7	102.6	0	0	102.6
00414226	V5945	867	12-Oct-09		146.9	4.7	178.6	0	0	178.6
00424055	V5945	1055	23-Mar-10		2.8	2.2	83.6	0	0	83.6
00432126	V5945	1055	09-Aug-10		4.5	0	0	0	75	75
00432418	V5945	1160	12-Aug-10		9.6	2.1	79.8	22.7	0	102.5
00432467	V5945	1160	12-Aug-10		1.5	1.5	57	16.7	0	73.7
00404591	V5945	848	12-May-09		4.2	3.7	136.9	168.5	0	305.4
00405884	V5945	867	01-Jun-09		2.7	2.7	99.3	25.76	0	125.66
00355843	V5945	1	05-Mar-07		1.1	2.2	79.2	0	0	79.2
00356200	V5945	1	12-Mar-07		2	1.7	51.2	0	0	61.2
00357188	V5945	15	29-Mar-07		40.6	5.3	190.8	0	0	190.8
00356731	V5945	1	21-Mar-07		2.7	2.7	97.2	0	0	97.2
00357845	V5945	22	09-Apr-07		1	1	36	0	0	36
00356932	V5945	1	27-Mar-07		110.7	7.7	277.2	15.08	0	292.28
00371631	V5945	375	28-Nov-07		5	5	180	1781.19	0	1961.19
00361381	V5945	147	06-Jun-07		2.5	2.5	90	27.5	0	117.5
00360322	V5945	107	18-May-07		2.1	2.1	75.6	20.49	0	96.09
00360682	V5945	109	24-May-07		2.3	0	0	0	70	75
00366935	V5945	375	10-Sep-07		2.9	2.9	104.4	55.24	0	159.64
00362975	V5945	147	05-Jul-07		1.9	1.9	68.4	0	0	68.4
00371882	V5945	443	03-Dec-07		3.3	3.3	118.8	27.53	0	146.33
00361159	V5945	141	04-Jun-07		2.2	2.2	79.2	0	0	79.2
00373949	V5945	526	08-Jan-08		1.9	1.9	68.4	0	0	68.4
00381754	V5945	629	22-May-08		3.7	3.7	133.2	37.95	0	171.15
00376525	V5945	558	19-Feb-08		12.1	0	0	0	0	0
00376600	V5945	609	21-Feb-08		32	4.6	165.6	19.32	0	184.92
00382009	V5945	694	28-May-08		8.6	2.9	97.2	0	0	97.2
00384625	V5945	701	11-Jul-08		5.5	3.7	140.4	22.96	0	163.36
00374250	V5945	558	11-Jan-08		1.4	1.4	50.4	0	0	50.4
00377232	V5945	625	03-Mar-08		6.6	3.3	118.8	29.84	0	148.64
					931.7	98.3	3607.2	3352.24	20	7279.44

DOWN TIME TO DATE    LABOR HRS    LABOR COST    PARTS COST    SUBLET COSTS    TOTAL COST  
2,224.76    290.29    14,996.05    8,507.16    4,335.00    27,838.21