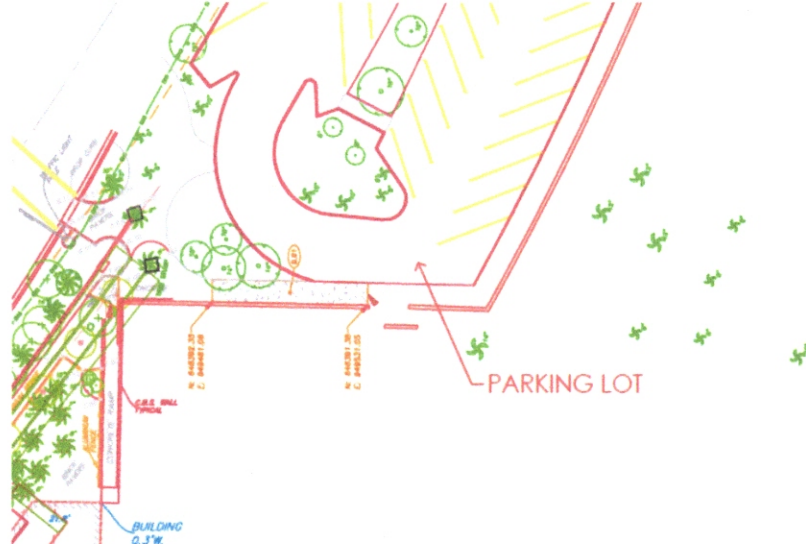




VICINITY PLAN
1" = 60 FEET

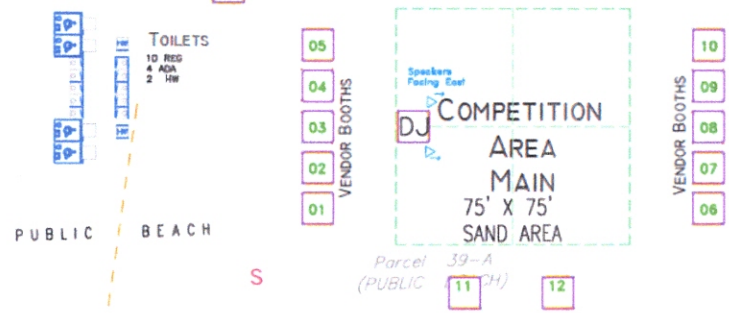


EVENT AREA IS 20' SEAWARD TO 240' SEAWARD OF CCCL. ALL TEMPORARY STRUCTURES

CCL Line



- MEDIC
- POLICE
- OPS




Parcel 39
BAHIA MAR
(P.B. 35, Pg. 39, B.C.R.)

260'-0"

220'-0"

190'-0"



Site:	Project Address:
	XTREME TOP BOX 2014 FORT LAUDALE SOUTH BEACH PARK 2

VICINITY



14-110

CAM 14-0722
Exhibit 3
Page 1 of 1

D1