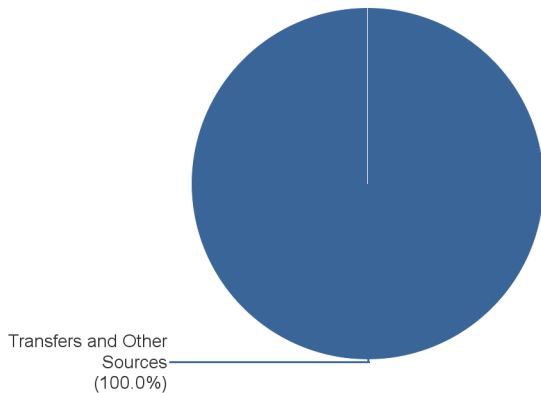


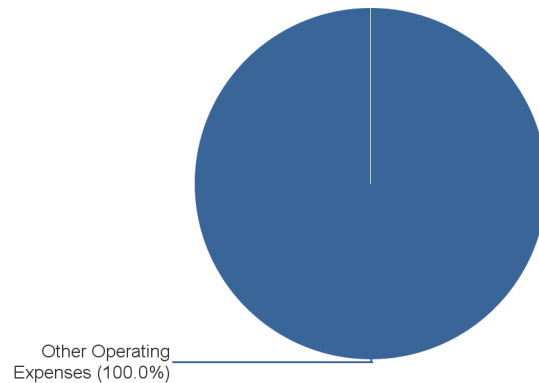
Central City CRA Business Incentives Fund

	FY 2022 Actuals	FY 2023 Adopted Budget	FY 2023 Estimate	FY 2024 Tentative Budget	FY 2023 Adopted vs FY 2024 Tentative Budget	Percent Difference
Revenues						
Transfers and Other Sources	\$ 516,807	732,432	901,411	658,109	(74,323)	(10.1%)
Total Revenues	516,807	732,432	901,411	658,109	(74,323)	(10.1%)
Expenditures						
Services & Materials	40	-	-	-	-	0.0%
Other Operating Expenses	150	732,432	1,416,431	658,109	(74,323)	(10.1%)
Transfer Out to Capital Projects	-	-	20,000	-	-	0.0%
Transfer Out to General Fund	614,387	-	-	-	-	0.0%
Total Expenditures	614,577	732,432	1,436,431	658,109	(74,323)	(10.1%)
Surplus/(Deficit)	\$ (97,770)	-	(535,020)	-	-	0.0%
Changes in Available Net Position						
Beginning Net Position	1,351,929	-	1,254,159	719,139	719,139	100.0%
Ending Net Position	1,254,159	-	719,139	719,139	719,139	100.0%
Net Change	\$ (97,770)	-	(535,020)	-	-	0.0%

FY 2024 Tentative Budget Revenues



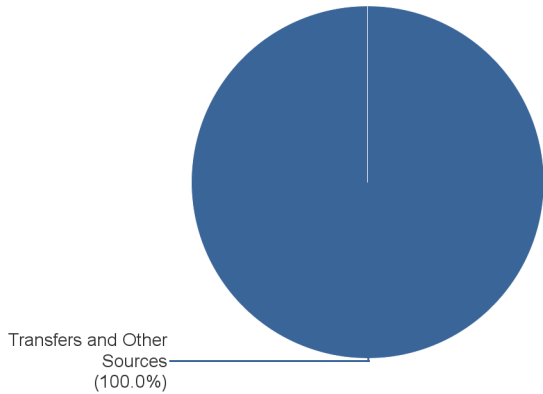
FY 2024 Tentative Budget Expenditures



NW Progresso Flagler Heights CRA Business Incentives Fund

	FY 2022 Actuals	FY 2023 Adopted Budget	FY 2023 Estimate	FY 2024 Tentative Budget	FY 2023 Adopted vs FY 2024 Tentative Budget	Percent Difference
Revenues						
Miscellaneous	\$ (158,945)	-	368,333	-	-	0.0%
Transfers and Other Sources	15,056,882	16,999,288	17,435,224	16,884,023	(115,265)	(0.7%)
Total Revenues	14,897,937	16,999,288	17,803,557	16,884,023	(115,265)	(0.7%)
Expenditures						
Services & Materials	324	-	-	-	-	0.0%
Other Operating Expenses	12,197,156	16,999,288	17,749,121	16,884,023	(115,265)	(0.7%)
Transfer Out to CRA - NPF Redevelopment Area	-	-	190,000	-	-	0.0%
Transfer Out to Tax Increment Revenue Bonds	2,455,621	-	-	-	-	0.0%
Total Expenditures	14,653,101	16,999,288	17,939,121	16,884,023	(115,265)	(0.7%)
Surplus/(Deficit)	\$ 244,836	-	(135,564)	-	-	0.0%
Changes in Available Net Position						
Beginning Net Position	(244,836)	-	-	(135,564)	(135,564)	100.0%
Ending Net Position	-	-	(135,564)	(135,564)	(135,564)	100.0%
Net Change	\$ 244,836	-	(135,564)	-	-	0.0%

FY 2024 Tentative Budget Revenues



FY 2024 Tentative Budget Expenditures

