

Solicitation 673-11884

Sludge Weighing Truck Scales (P12107)

Bid Designation: Public



City of Fort Lauderdale

Bid 673-11884 Sludge Weighing Truck Scales (P12107)

Bid Number 673-11884
Bid Title Sludge Weighing Truck Scales (P12107)

Bid Start Date Mar 15, 2017 12:51:33 PM EDT
Bid End Date Apr 13, 2017 2:00:00 PM EDT
Question & Answer End Date Apr 7, 2017 5:00:00 PM EDT

Bid Contact Maureen Lewis
Procurement Specialist I
Finance
954-828-5239
maureenl@fortlauderdale.gov

Contract Duration One Time Purchase

Contract Renewal Not Applicable

Prices Good for 120 days

Pre-Bid Conference Mar 31, 2017 1:00:00 PM EDT
Attendance is optional
Location: G.T. Lohmeyer Wastewater Treatment Plant 1765 SE 18th Street
Fort Lauderdale, Florida 33316

Bid Comments **Sealed bids will be received electronically until 2:00 P.M., local time, on THURSDAY, APRIL 13, 2017, and opened immediately thereafter in the 5th Floor Conference Room, City Hall, City of Fort Lauderdale, Florida, 100 North Andrews Avenue, for BID NO., 673-11884, PROJECT NO., 12107, SLUDGE WEIGHING TRUCK SCALES.**
This project consists of Drawing File No., 4-138-97, four (4) sheets.

This project is located at GTL Waste Water Treatment Plant, in the City of Fort Lauderdale. The work includes, but is not limited to, furnishing and installation of two steel plate truck scales and ramps.

NOTE: Payment on this contract will be made by Visa or MasterCard.

Licensing Requirements: Possession of a State of Florida General Contractor's License is required for this project.

Pre-Bid Meeting/Site visit: A pre-bid meeting and site visit will be held on FRIDAY, MARCH 31, 2017, at 1:00 p.m., local, time, at the G.T. Lohmeyer Wastewater Treatment Plant, 1765 SE 18th Street, Fort Lauderdale, Florida 33316.

While attendance is not mandatory, it is strongly suggested that all Contractors attend the pre-proposal conference and site visit since tours at other times might not be available. It will be the sole responsibility of the bidder to inspect the City's location(s)/facilities OR /and become familiar with the scope of the City's requirements and systems prior to submitting a proposal. No variation in price or conditions shall be permitted based upon a claim of ignorance. It is strongly suggested that all contractors attend the pre-bid meeting and/or site visit.

Bidding blanks may be obtained free of charge at BIDSUNC.COM. Drawing Plans are on file in the Public Works Department, City of Fort Lauderdale, at 100 North Andrews Avenue, 4th floor, (Monday through Friday, 8:00 am to 4:30 pm) at a NON-REFUNDABLE cost of \$25.00 (including sales tax per set). Only cash or

cashier's check made payable to the City of Fort Lauderdale is accepted. It will be the sole responsibility of the bidder to ensure that his bid is submitted prior to the bid opening date and time listed. **PAPER BID SUBMITTALS WILL NOT BE ACCEPTED. BIDS MUST BE SUBMITTED ELECTRONICALLY VIA BIDSYNC.COM**

Bid Security : N/A

Bid Bonds:

Bidders can submit bid bonds for projects four different ways.

BidSync allows bidders to submit bid bonds electronically directly through their system using Surety 2000. For more information on this feature and to access it, contact BIDSYNC customer care department.

Bidders may upload their original executed bid bond on BIDSYNC to accompany their bids with the electronic proposal, and deliver, upon request, the original, signed and sealed hard copy within five (5) business days after bid opening, with the company name, bid number and title clearly indicated.

Bidders can hand deliver their bid bond in a sealed envelope to the Finance Department/Procurement Services Division, 100 North Andrews Avenue, Room 619, Fort Lauderdale, FL 33301-1016, before time of bid opening, with the company name, bid number and title clearly indicated on the envelope.

Bidders can mail their bid bond to the Finance Department/Procurement Services Division, 100 North Andrews Avenue, Room 619, Fort Lauderdale, FL 33301-1016, before time of bid opening, with the company name, bid number and title clearly indicated on the envelope.

Certified Checks, Cashier's Checks and Bank Drafts

These cannot be submitted via BIDSYNC, nor are their images allowed to be uploaded and submitted with your electronic bid. These forms of securities, as well as hard copy bid bonds, must be received on or before the Invitation to Bid (ITB) opening date and time, at the Finance Department, Procurement Services Division, 100 North Andrews Avenue, Room 619, Fort Lauderdale, FL 33301-1016, with the bid number and title clearly indicated on the envelope.

It is the bidder's sole responsibility to ensure that his bid bond or other bid security is received by the Procurement Services Division before time of bid opening. Failure to adhere to this requirement may be grounds to consider the bid as non-responsive.

The City of Fort Lauderdale reserves the right to waive any informality in any or all bids and to reject any or all bids.

For information concerning technical specifications, please utilize the question/answer feature provided by BIDSYNC at www.bidsync.com . Questions of a material nature must be received prior to the cut-off date specified in the solicitation. Material changes, if any, to the scope of services or bidding procedures, will only be transmitted by written addendum. (See addendum section of BIDSYNC Site). **Contractors please note:** No part of your bid can be submitted via FAX. No variation in price or conditions shall be permitted based upon a claim of ignorance. Submission of a bid will be considered evidence that the Contractor has familiarized himself with the nature and extent of the work, equipment, materials, and labor required. The entire bid response must be submitted in accordance with all specifications contained in this solicitation.

Information on bid results and projects currently out to bid can be obtained on the City's website – <http://www.fortlauderdale.gov/departments/finance/procurement-services> . For general inquiries, please call (954) 828-5239.

Item Response Form

Item	673-11884--01-01 - BASE BID: Truck Scales
Lot Description	BASE BID
Quantity	2 each
Unit Price	<input type="text"/>

Delivery Location **City of Fort Lauderdale**
See ITB Specifications
 See ITB Specifications
 Fort Lauderdale FL 33301
Qty 2

Description

Furnish steel plate truck scales

Item **673-11884--01-02 - BASE BID: Standard Steel Truck Scale Ramps**

Lot Description **BASE BID**

Quantity **2 each**

Unit Price

Delivery Location **City of Fort Lauderdale**
See ITB Specifications
 See ITB Specifications
 Fort Lauderdale FL 33301
Qty 2

Description

Furnish standard 20 feet long exit steel ramps

Item **673-11884--01-03 - BASE BID: Custom Steel Truck Scale Ramps**

Lot Description **BASE BID**

Quantity **2 each**

Unit Price

Delivery Location **City of Fort Lauderdale**
See ITB Specifications
 See ITB Specifications
 Fort Lauderdale FL 33301
Qty 2

Description

Furnish custom 10 feet long approach steel ramps

Item **673-11884--01-04 - BASE BID: Truck Scales and Ramp Installation**

Lot Description **BASE BID**

Quantity **1 each**

Unit Price

Delivery Location **City of Fort Lauderdale**
See ITB Specifications
 See ITB Specifications
 Fort Lauderdale FL 33301
Qty 1

Description

Furnish all materials, labor, equipment, tools, etc., required for the installation of the truck scales and ramps, including cutting existing center concrete curb

Item **673-11884--01-05 - BASE BID: Weight Indicators**

Lot Description **BASE BID**
Quantity **2 each**
Unit Price
Delivery Location **City of Fort Lauderdale**
 See ITB Specifications
 See ITB Specifications
 Fort Lauderdale FL 33301
 Qty 2

Description

Furnish and wall-mount weight indicators

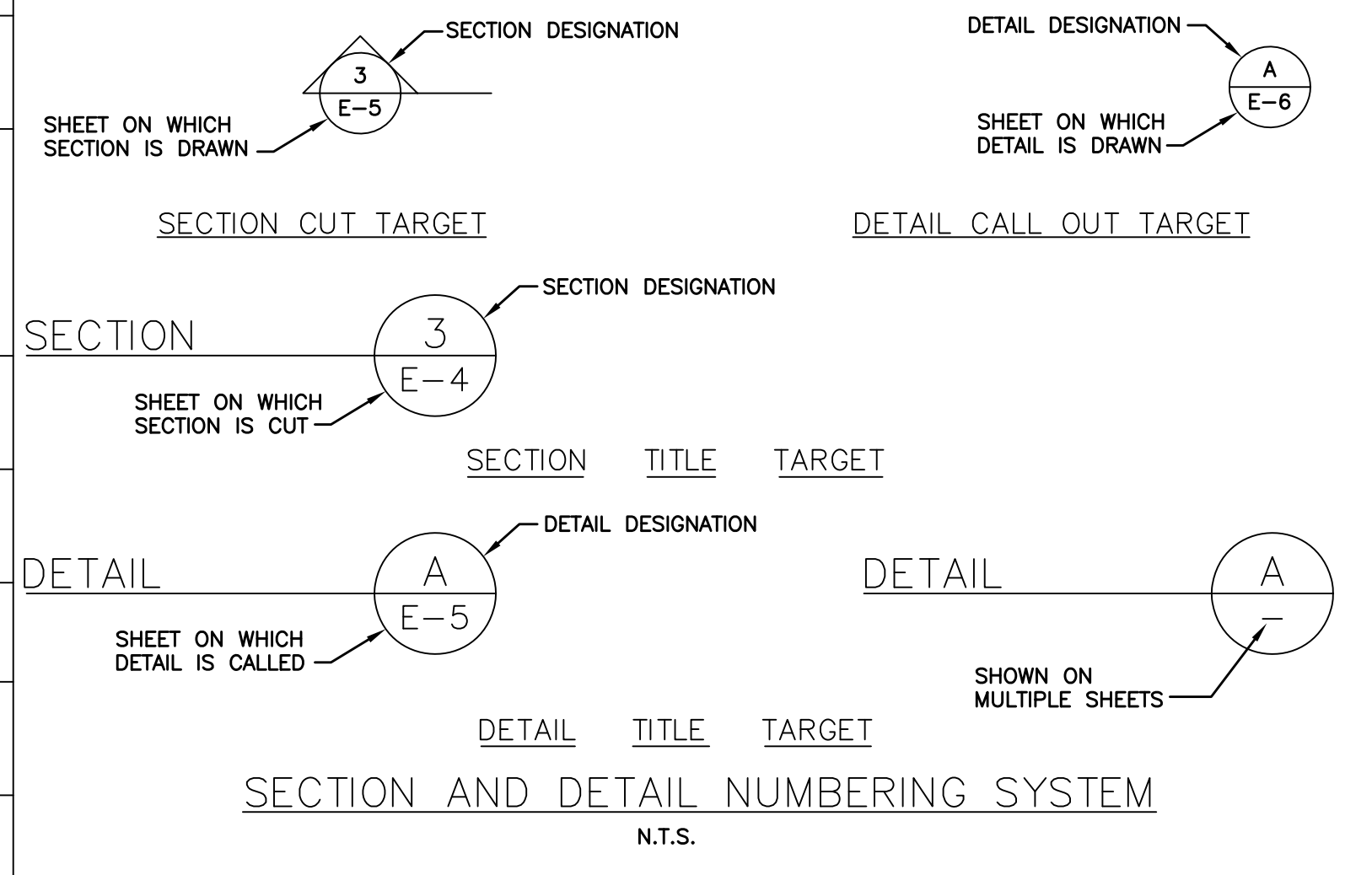
SYMBOL	DESCRIPTION
	INCANDESCENT, COMPACT FLUORESCENT OR H.I.D. TYPE LIGHTING FIXTURE "A" - FIXTURE TYPE (SEE LIGHTING FIXTURE SCHEDULE) "b" - CONTROLLED BY SWITCH "b" "3" - CIRCUIT NUMBER
	FLUORESCENT TYPE LIGHTING FIXTURE, NOTATIONS SAME AS ABOVE
	WALL MOUNTED INCANDESCENT, COMPACT FLUORESCENT OR H.I.D. TYPE LIGHTING FIXTURE, NOTATIONS SAME AS ABOVE
	CROSS HATCH INDICATES LIGHTING FIXTURE FOR EMERGENCY EGRESS LIGHTING. SEE CONTROL DIAGRAM FOR SWITCHING ARRANGEMENT.
	EMERGENCY LIGHTING FIXTURE UNIT WITH TWO LAMP HEADS "BU-1" - FIXTURE TYPE (SEE LIGHTING FIXTURE SCHEDULE) "3" - SUPERVISORY CIRCUIT "3" - FIXTURE TAG #
	REMOTE EMERGENCY ADJUSTABLE WALL LIGHTING FIXTURE WITH TWO LAMP HEADS "R-2" - FIXTURE TYPE (SEE LIGHTING FIXTURE SCHEDULE) "3" - HOME RUN TO BATTERY UNIT INDICATED. CONDUIT SHALL BE 3/4" AND CONTAIN 2 NO. 12 AWG BRANCH CIRCUIT CONDUCTORS AND 1 NO. 12 AWG GROUND CONDUCTOR UNLESS OTHERWISE INDICATED.
	COMBINATION BATTERY UNIT AND EXIT SIGN
	CEILING MOUNTED EXIT SIGN, NOTATIONS SAME AS ABOVE. WHEN USED, ARROW INDICATES DIRECTION OF EGRESS
	WALL MOUNTED EXIT SIGN, NOTATIONS SAME AS ABOVE. WHEN USED, ARROW INDICATES DIRECTION OF EGRESS.
	REMOTE EMERGENCY CEILING LIGHTING FIXTURE. "RH-3" - FIXTURE TYPE (SEE LIGHTING FIXTURE SCHEDULE) "3" - SUPERVISORY CIRCUIT "3" - HOME RUN TO BATTERY UNIT INDICATED. CONDUIT SHALL BE 3/4" AND CONTAIN 2 NO. 12 AWG BRANCH CIRCUIT CONDUCTORS AND 1 NO. 12 AWG GROUND CONDUCTOR UNLESS OTHERWISE INDICATED.
	BRANCH CIRCUIT CONDUIT WITH 2 NO. 12 AWG BRANCH CIRCUIT CONDUCTORS AND 1 NO. 12 AWG GROUND CONDUCTOR UNLESS OTHERWISE INDICATED. FOR MINIMUM SIZE CONDUIT PERMITTED REFER TO THE SPECIFICATIONS. ALSO INDICATES UNDERGROUND DUCT BANK ON SITE PLANS.
	BRANCH CIRCUIT CONDUIT WITH 2 NO. 12 AWG BRANCH CIRCUIT CONDUCTORS AND 1 NO. 12 AWG GROUND CONDUCTOR UNLESS OTHERWISE INDICATED. FOR MINIMUM SIZE CONDUIT PERMITTED REFER TO THE SPECIFICATIONS.
	AREA OF WORK

SYMBOL	DESCRIPTION
	BRANCH CIRCUIT CONDUIT INSTALLED EXPOSED TURNING UP. CONDUIT TO CONTAIN 2 NO. 12 AWG BRANCH CIRCUIT CONDUCTORS AND 1 NO. 12 AWG GROUND CONDUCTOR UNLESS OTHERWISE INDICATED. FOR MINIMUM SIZE CONDUIT PERMITTED REFER TO THE SPECIFICATIONS.
	BRANCH CIRCUIT CONDUIT INSTALLED EXPOSED TURNING DOWN. CONDUIT TO CONTAIN 2 NO. 12 AWG BRANCH CIRCUIT CONDUCTORS AND 1 NO. 12 AWG GROUND CONDUCTOR UNLESS OTHERWISE INDICATED. FOR MINIMUM SIZE CONDUIT PERMITTED REFER TO THE SPECIFICATIONS.
	BRANCH CIRCUIT CONDUIT INSTALLED CONCEALED TURNING UP. CONDUIT TO CONTAIN 2 NO. 12 AWG BRANCH CIRCUIT CONDUCTORS AND 1 NO. 12 AWG GROUND CONDUCTOR UNLESS OTHERWISE INDICATED. FOR MINIMUM SIZE CONDUIT PERMITTED REFER TO THE SPECIFICATIONS.
	BRANCH CIRCUIT CONDUIT INSTALLED CONCEALED TURNING DOWN. CONDUIT TO CONTAIN 2 NO. 12 AWG BRANCH CIRCUIT CONDUCTORS AND 1 NO. 12 AWG GROUND CONDUCTOR UNLESS OTHERWISE INDICATED. FOR MINIMUM SIZE CONDUIT PERMITTED REFER TO THE SPECIFICATIONS.
	CONDUIT STUBBED OUT AND CAPPED
	DENOTES A QUANTITY OF TWO (2) 3-INCH CONDUITS EACH CONTAINING THREE NO. 3/0 AWG CONDUCTORS AND 1 NO. 2 AWG GROUND CONDUCTOR.
	DENOTES A QUANTITY OF TWO INSTRUMENT CABLES. EACH CABLE TO CONSIST OF TWO NO. 16 AWG CONDUCTORS TWISTED TOGETHER AND COVERED WITH A METALLIC SHIELD AND AN OVERALL PROTECTIVE JACKET. REFER TO THE SPECIFICATIONS FOR THE EXACT CABLE TO BE PROVIDED.
	SAME AS ABOVE EXCEPT CABLE TO CONSIST OF THREE NO. 16 AWG CONDUCTORS TWISTED TOGETHER AND COVERED WITH A METALLIC SHIELD AND AN OVERALL PROTECTIVE JACKET. REFER TO THE SPECIFICATIONS FOR THE EXACT CABLE TO BE PROVIDED.
	THREE 4-INCH CONDUITS
	FLEXIBLE METAL CONDUIT "WHIP" (2#12, 1#12G, ?" C. UNLESS OTHERWISE NOTED) FOR RECESSED LIGHTING FIXTURES AND LIQUID TIGHT MOTOR CONNECTIONS
	HOMERUN, CIRCUIT NO.3, RUN TO PANEL LP1 OR EQUIPMENT AS NOTED. CONDUIT SHALL BE 3/4" WITH 2 NO. 12 AWG AND 1 NO. 12 AWG GROUND UNLESS OTHERWISE INDICATED.
	CONDUIT SEAL FITTING SHOWN IN OTHER THAN CODE REQUIRED LOCATIONS.
	INDICATES MOTOR STARTER AND/OR MOTOR CONTROL EQUIPMENT WITHIN THE ENCLOSURE.

SYMBOL	DESCRIPTION
	SINGLE POLE SWITCH "b" INDICATES FIXTURES CONTROLLED.
	DOUBLE POLE SWITCH "o" INDICATES FIXTURES CONTROLLED.
	THREE WAY SWITCH "c" INDICATES FIXTURES CONTROLLED.
	FOUR WAY SWITCH "o" INDICATES FIXTURES CONTROLLED.
	INDICATES ALL LIGHTING FIXTURES WITHIN THE ROOM OR AREA IN WHICH THIS NOTATION APPEARS SHALL BE TYPE "A" UNLESS OTHERWISE NOTED. SEE LIGHTING FIXTURE SCHEDULE FOR TYPES
	LIGHTING PANELBOARD (LP)
	POWER PANELBOARD (PP) OR DISTRIBUTION PANELBOARD (DP)
	DUPLEX RECEPTACLE, 20A, 120V, 2P, 3W * C - MOUNTED ABOVE COUNTER-TOP GF - GROUND FAULT INTERRUPTER TYPE WP - WEATHERPROOF T - TRANSIENT VOLTAGE SURGE SUPPRESSOR IC - ISOLATED GROUND 4 - CIRCUIT NUMBER
	SINGLE FACE, SINGLE GANG PEDESTAL WITH 20A, 120V, 2P, 3W DUPLEX RECEPTACLE, FURNISHED AND INSTALLED UNDER DIVISION 16 UNLESS OTHERWISE NOTED. * DENOTES FURNISHED UNDER OTHER DIVISIONS OF THE SPECIFICATIONS BUT INSTALLED UNDER DIVISION 16
	DOUBLE FACE, SINGLE GANG PEDESTAL WITH 20A, 120V, 2P, 3W DUPLEX RECEPTACLE AND 20A, 240V, 2P, 3W SINGLE RECEPTACLE, FURNISHED AND INSTALLED UNDER DIVISION 16 UNLESS OTHERWISE NOTED. * DENOTES FURNISHED UNDER OTHER DIVISIONS OF THE SPECIFICATIONS BUT INSTALLED UNDER DIVISION 16
	DOUBLE RECEPTACLE, 20A, 120V, 2P, 3W MOUNTED IN BOX CURB FURNISHED UNDER OTHER DIVISIONS OF THE SPECIFICATIONS BUT INSTALLED UNDER DIVISION 16
	JUNCTION BOX
	PULL BOX

NOTE:
1. THE WIRING DIAGRAMS, QUANTITY AND SIZE OF WIRES AND CONDUIT REPRESENT A SUGGESTED ARRANGEMENT BASED UPON SELECTED STANDARD COMPONENTS OF ELECTRICAL EQUIPMENT. MODIFICATIONS ACCEPTABLE TO THE ENGINEER MAY BE MADE BY THE CONTRACTOR TO ACCOMMODATE EQUIPMENT ACTUALLY PURCHASED. THE BASIC SEQUENCE AND METHOD OF CONTROL MUST BE MAINTAINED AS INDICATED ON THE DRAWINGS AND/OR SPECIFICATIONS.

GENERAL NOTE
THIS IS A STANDARD LEGEND. SOME SYMBOLS AND ABBREVIATIONS MAY NOT APPEAR ON THE DRAWINGS.



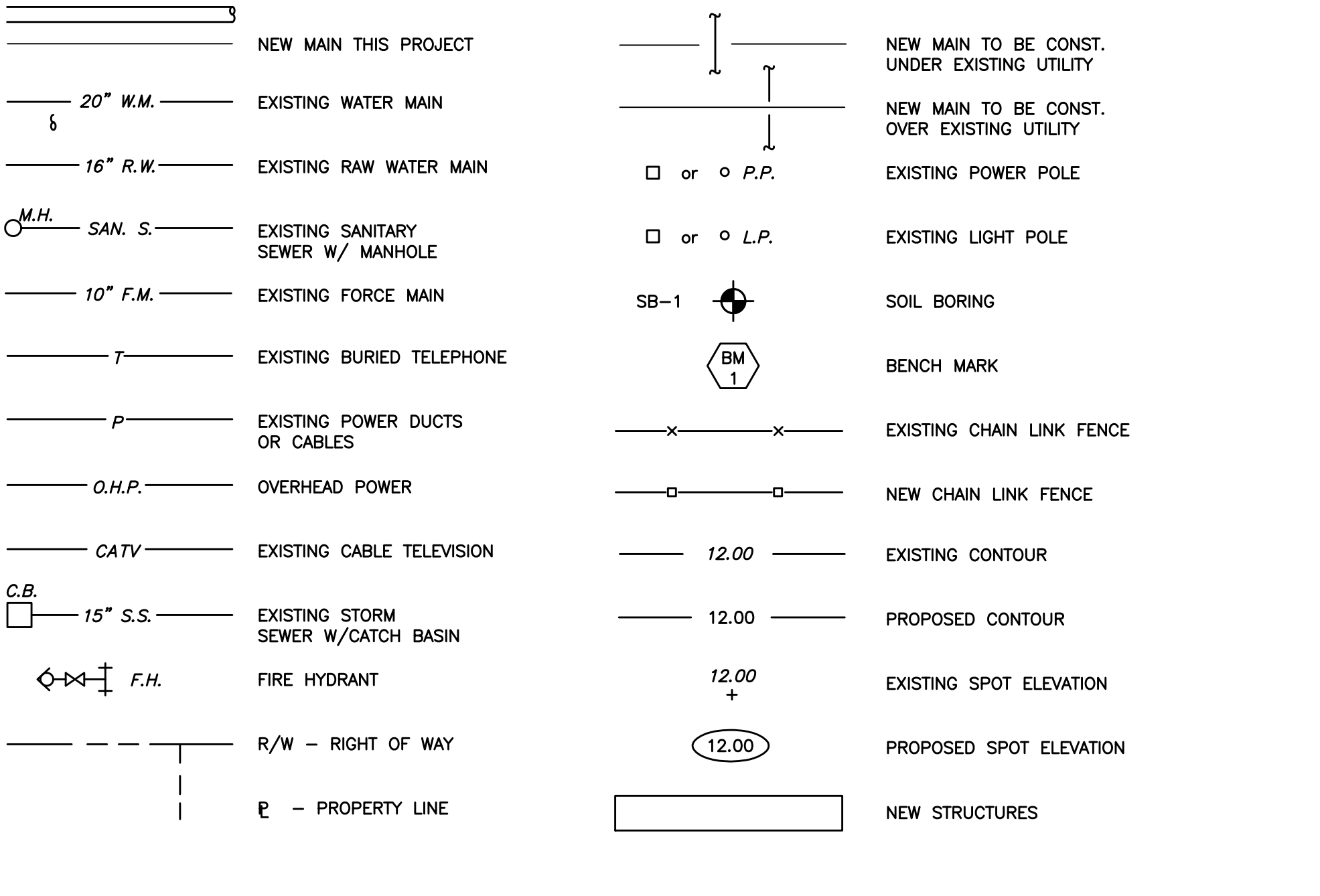
ABBREVIATIONS

GENERAL	SYMBOLS	GENERAL (CONT.)	SYMBOLS
ADJUSTABLE	ADJ	NATIONAL ELECTRIC CODE	NEC
ALUMINUM	AL., ALUM.	NOMINAL	NOM.
ANGLE	<	NOT TO SCALE	N.T.S.
BARE ROOT	BR	NUMBER	NO.
BELOW	BEL	ON CENTER	O.C.
BENCHMARK	BM	OPTION	OPT.
BETWEEN	BTWN.	OPPOSITE	OPP.
CENTER LINE	C	OPENING	OPNG
CORRUGATED METAL PIPE	C.C.	OR EQUAL	O/E
CONCRETE	CONC	OUTSIDE CLEARANCE	O.C.
CENTER (ED)	CTR	PERFORATED	PERF
CLARIFIER INFLUENT	CI	PIECE	PC.
DEMOLITION	DEMO	POINT	PT.
DIAMETER	DIAM., DIAM.	POUND(S)	LB(S).
DIAGONAL	DIAG.	PLATE	PL.
DIMENSION	DIM.	PRECAST	PRCST
DISCHARGE	DISCH	PRIMARY EFFLUENT	PEFL
DRAWING	DWG.	RADIUS	RAD., R.
EACH	EA.	REQUIRED	REQ'D
ELEVATION	EL., ELEV.	RIGHT OF WAY	R/W
EFFLUENT	EFF.	ROOM	RM.
EDGE OF PAVEMENT	EOP	SCHEDULE	SCH
EXISTING	EXIST.	SQUARE	SQ.
FURNISHED BY OTHERS	FBO	STAINLESS STEEL	S.S.
FINISH	FIN.	SIDEWALK	SDWK.
FLOOR	FL.	SHEET	SH., SHT.
FEET/FOOT	FT	SYMMETRICAL	SYMM.
HIGH	H.	SECTION	SEC.
HIGH POINT	H.P.	STANDARD	STD
HEIGHT	HT	STEEL	STL.
INFLUENT	INF., INF.	THICK	THK.
LONG	L.G.	TYPICAL	TYP.
LOW POINT	L.P.	TEMPORARY	TEMP.
MATERIAL	MTL.	THREADED	THD.
MANUFACTURING	MFG.	UTILITY EASEMENT	U.E.
MANUFACTURER	MFR.	VERTICAL	VERT.
MAXIMUM	MAX.	WATER	WTR.
MECHANICAL	MECH.	WATER LEVEL	WL
METAL	MET.	WATER MAIN	WM
MINIMUM	MIN.	WEATHERPROOF	WPF.
MOUNTED	MTD.	WEST	W.
MUD VALVE	MV	WITH	W/
NON POTABLE WATER	NPW		
PLANT DRAIN	PD		
PLANT INFLUENT	PI		
POTABLE WATER	PW		
PRETREATED RAW SEWAGE	PRS		
RETURN SLUDGE	RSL		
SAMPLE	SPL		
SANITARY DRAIN	SAN. D		
SANITARY FORCE MAIN	SAN. FM		
CAUSTIC SODA	SC		
SCUM	SCM		
SLUDGE	SL		
SLUDGE TRANSFER	ST		
STORM WATER	STM		
WATER MAIN	WTR		

ABBREVIATIONS

VALVES, FITTINGS, ETC.	SYMBOLS	PIPE	SYMBOLS
AIR CUSHION CHECK VALVE	ACCV	ASBESTOS CEMENT PIPE	ACP
AIR RELIEF VALVE	ARV	BLACK STEEL PIPE	BSP
BALL CHECK VALVE	BCV	CAST IRON	CI
BALL VALVE	BAV	CAST IRON PIPE	CIP
BLIND FLANGE	B.F.	CAST IRON SOIL PIPE	CISP
BURIED GEAR OPERATOR	BO	CONCRETE PRESSURE PIPE	CPP
BUTTERFLY VALVE	BFV	COPPER PIPE	CU
CHECK VALVE	CV	CORRUGATED METAL PIPE	CMP
ELECTRIC VALVE ACTUATOR	EVA	DUCTILE IRON PIPE	DIP
ELEVATED GEAR OPERATOR	ED	DUCTILE IRON	DI
EXPANSION JOINT	EXJ	FIBERGLASS REINFORCED PIPE	FRP
FIRE HYDRANT	FH	FLANGE	FLG
FITTINGS	FTG	GALVANIZED STEEL PIPE	GSP
FLANGED ADAPTER	FA	MECHANICAL JOINT	MJ
FLEXIBLE COUPLING	FC	METAL REINFORCED PLASTIC PIPE	MRRP
FLOOR BOX (BUSHING TYPE)	FB	POLYETHYLENE PIPE	PP
FLOOR STAND	FS	POLYVINYLCHLORIDE	PVC
GATE VALVE	GV	PRESTRESSED CONC. CYLINDER PIPE	PCCP
HARNESSED FLANGE ADAPTER COUPLING	HFAC	REINFORCED CONCRETE PIPE	RCP
HOSE BIBB	HB	RESTRAINED JOINT	RJ
HYDRAULIC VALVE ACTUATOR	HVA	SLIP-ON JOINT	SJ
MECHANICAL JOINT PLUG	MJP	STEEL PIPE	SP
OIL CUSHION CHECK VALVE	OCV	TIED JOINT	TJ
PLASTIC BALL VALVE	PBV	VITRIFIED CLAY PIPE	VCP
PLASTIC CHECK VALVE/PRESSURE CONTROL VALVE	PCV		
PLUG VALVE	PV		
SILENT CHECK VALVE	SCV		
SLANTING DISC CHECK VALVE	SDCV		
UNION	UN		
VALVE BOX	VB		
VICTAULIC COUPLING (GROOVED ENDS)	VC (G)		
VICTAULIC COUPLING (SHOULDERED ENDS)	VC (S)		
WALL SLEEVE	WS		
WALL PIECE (WITH WATER STOP)	WP		

LEGEND



ENGINEER:
STAN EDWARDS
REG. NO. 51915
DATE:
TEL: (954) 828-5071
FAX: (954) 828-5074

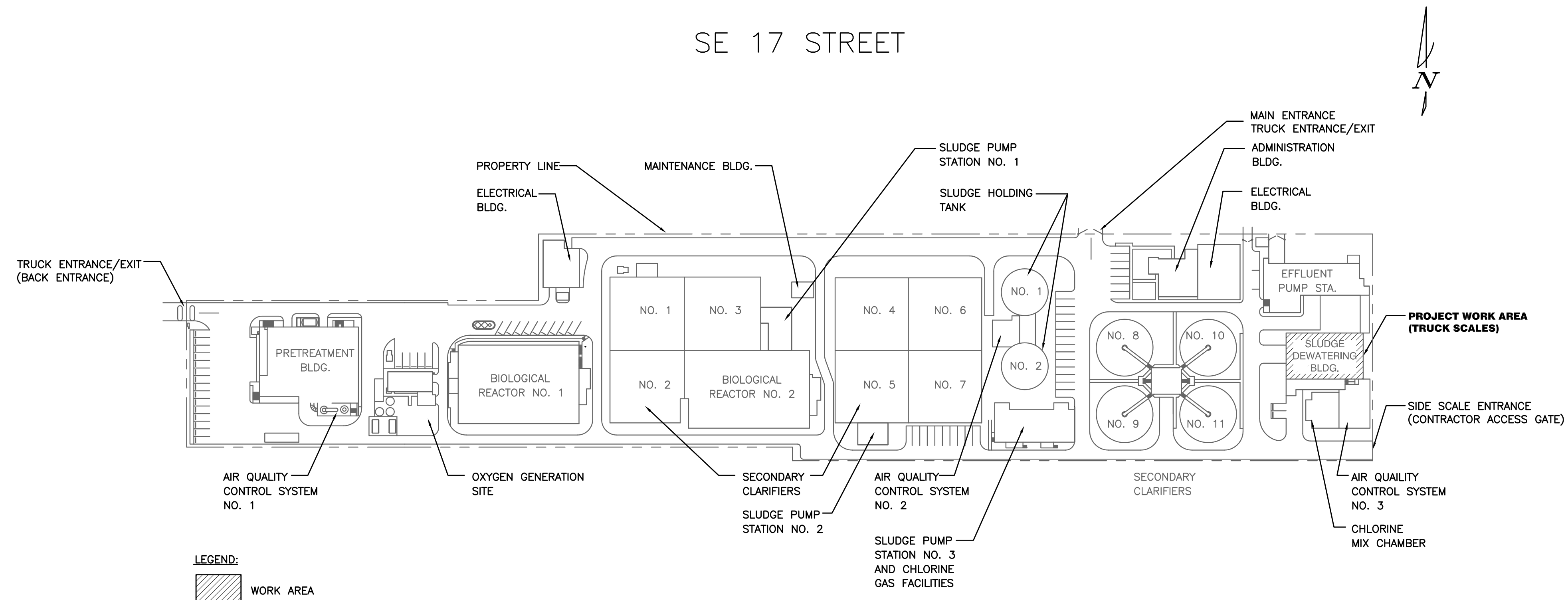
DATE: 5/8/2015
SCALE: N/A
DESIGNED BY: LO
CHECKED BY: LO
FIELD BOOK:

CITY OF FORT LAUDERDALE
PUBLIC WORKS DEPARTMENT
ENGINEERING & ARCHITECTURE
100 NORTH ANDREWS AVENUE, FORT LAUDERDALE, FLORIDA 33301

NO.	DATE	BY	DESCRIPTION

PROJECT # 12107
GT LOHMEYER WW IMPROVEMENTS
SLUDGE DEWATERING TRUCK SCALE
ABBREVIATION & SYMBOLS
1765 SE 18TH STREET, FT. LAUDERDALE, FL

SHEET NO. OF
G01 1
TOTAL: 4
CAD FILE:
12107-G01-ABBREV&SYM
DRAWING FILE NO.
4-138-97



SITE MAP

LEGEND:
 WORK AREA

ENGINEER:
 STAN EDWARDS
 REG. NO. 51915
 DATE:
 TEL: (954) 828-5071
 FAX: (954) 828-5074

DATE: 5/8/2015
 SCALE: N/A
 DESIGNED BY: L.O.
 CHECKED BY: L.O.
 FIELD BOOK:

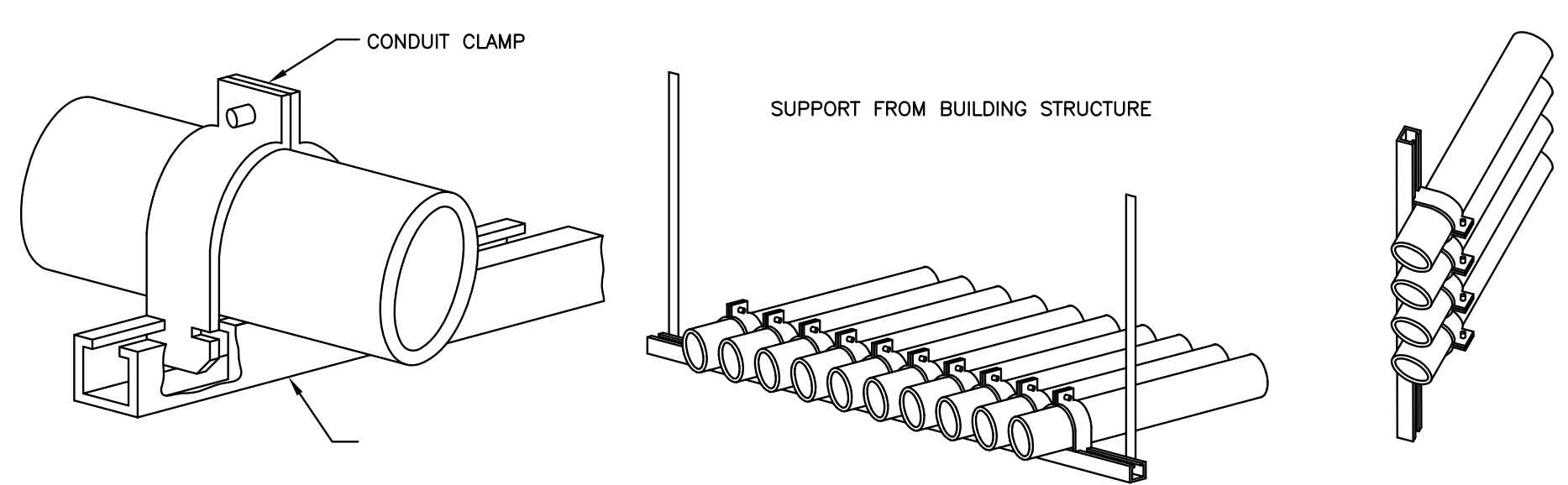
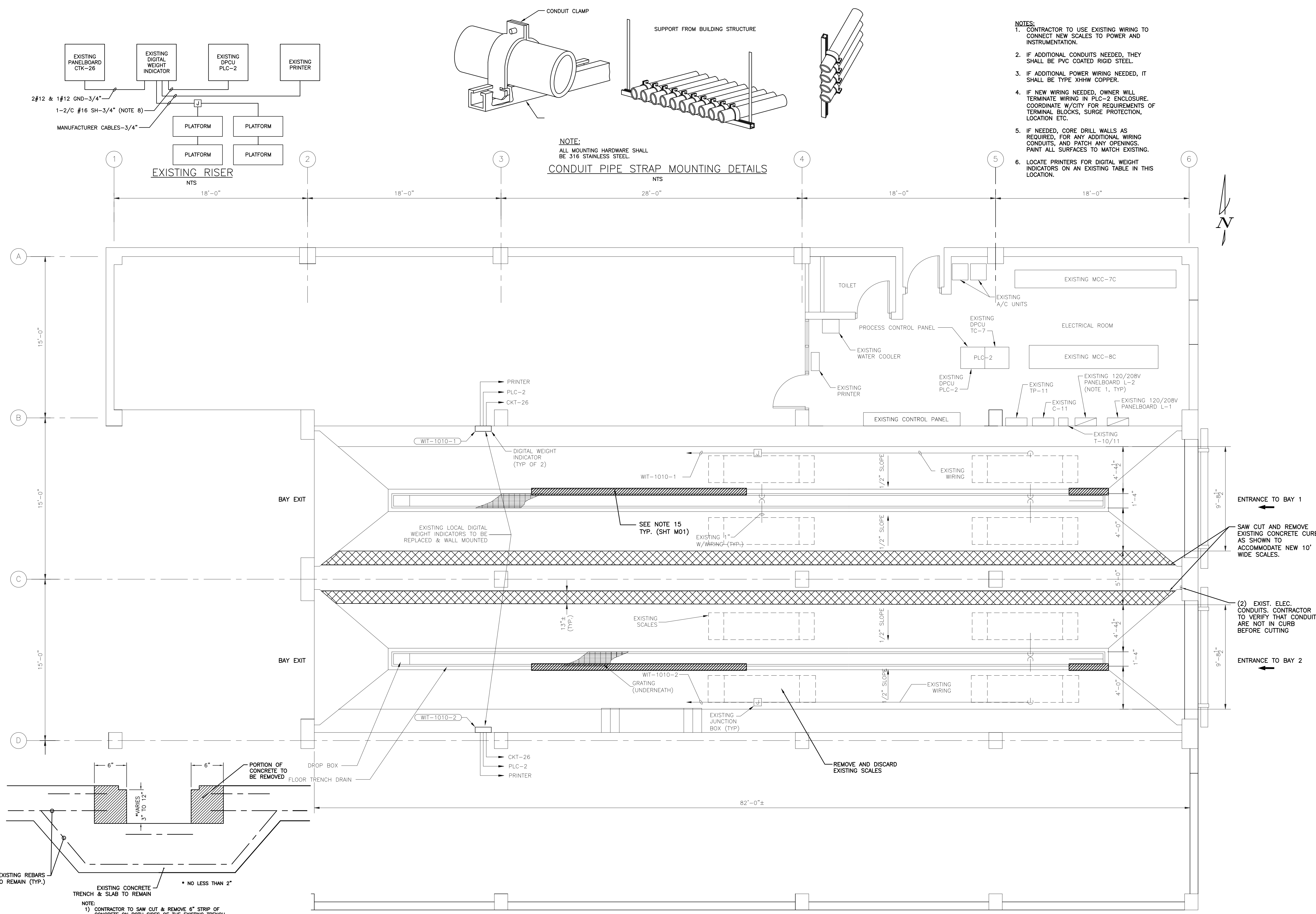
CITY OF FORT LAUDERDALE
 PUBLIC WORKS DEPARTMENT
 ENGINEERING & ARCHITECTURE
 100 NORTH ANDREWS AVENUE, FORT LAUDERDALE, FLORIDA 33301

NO.	REVISIONS		DESCRIPTION
	DATE	BY	

PROJECT # 12107
 GT LOHMEYER WWTP IMPROVEMENTS
 SLUDGE DEWATERING TRUCK SCALE
 SITE MAP
 1765 SE 18TH STREET, FT. LAUDERDALE, FL

SHEET NO. OF
G02 2
 TOTAL: 4
 CAD FILE:
 12107-G02-SITE MAP
 DRAWING FILE NO.
 4-138-97

Z:\12000\100-199\12107\DESIGN\DRAWINGS\CURRENT\12107-G02-SITE MAP.DWG



NOTE:
ALL MOUNTING HARDWARE SHALL BE 316 STAINLESS STEEL.

- NOTES:**
1. CONTRACTOR TO USE EXISTING WIRING TO CONNECT NEW SCALES TO POWER AND INSTRUMENTATION.
 2. IF ADDITIONAL CONDUITS NEEDED, THEY SHALL BE PVC COATED RIGID STEEL.
 3. IF ADDITIONAL POWER WIRING NEEDED, IT SHALL BE TYPE XHHW COPPER.
 4. IF NEW WIRING NEEDED, OWNER WILL TERMINATE WIRING IN PLC-2 ENCLOSURE. COORDINATE W/CITY FOR REQUIREMENTS OF TERMINAL BLOCKS, SURGE PROTECTION, LOCATION ETC.
 5. IF NEEDED, CORE DRILL WALLS AS REQUIRED, FOR ANY ADDITIONAL WIRING CONDUITS, AND PATCH ANY OPENINGS. PAINT ALL SURFACES TO MATCH EXISTING.
 6. LOCATE PRINTERS FOR DIGITAL WEIGHT INDICATORS ON AN EXISTING TABLE IN THIS LOCATION.

PLAN VIEW SLUDGE DEWATERING TRUCK SCALE
Scale: 1/4" = 1'

DRAIN CHANNEL GRATE SUPPORT DEMOLITION SECTION
1/8" = 1'-0"

SAWCUT & DEMO DRAIN CHANNEL GRATING SUPPORT
SAWCUT & DEMO CONCRETE CURB

ENGINEER:
STAN EDWARDS
REG. NO. 51915
DATE:

DATE: 7/30/2015
DESIGNED BY: WD
SCALE: 1/4" = 1'
L.O.:
CHECKED BY:
L.O.:
FIELD BOOK:

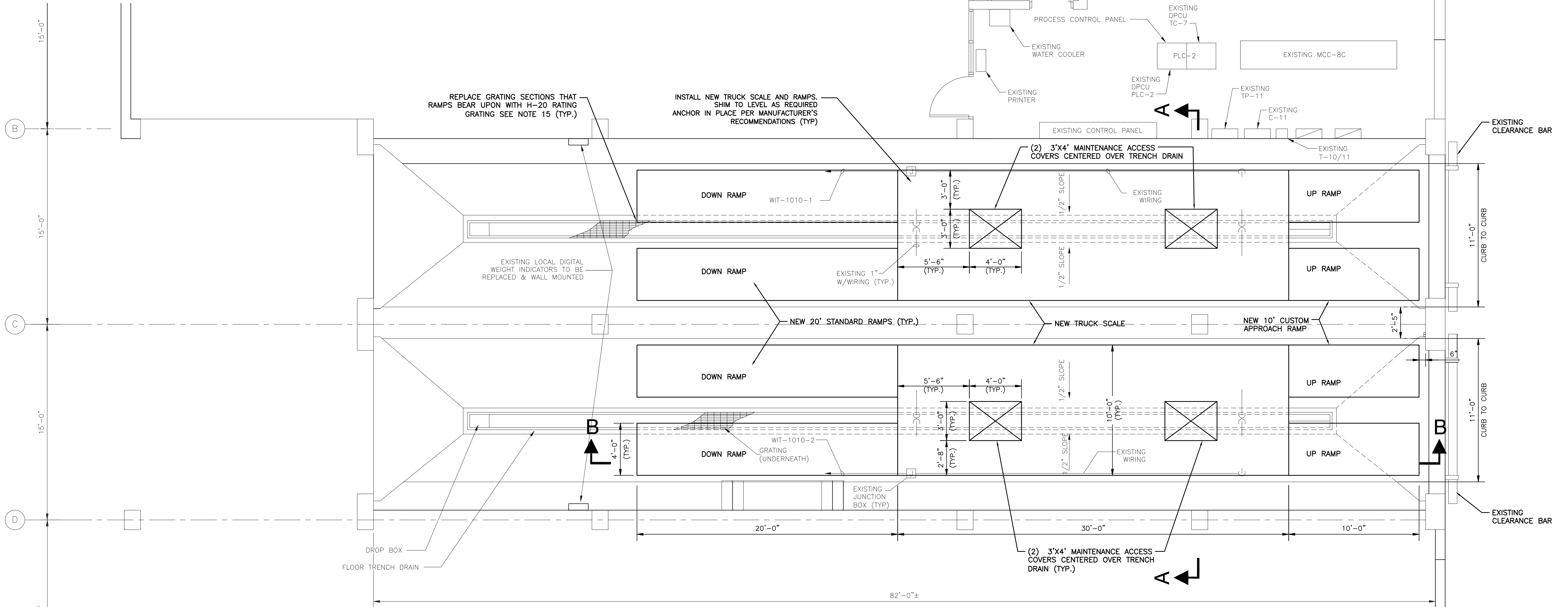
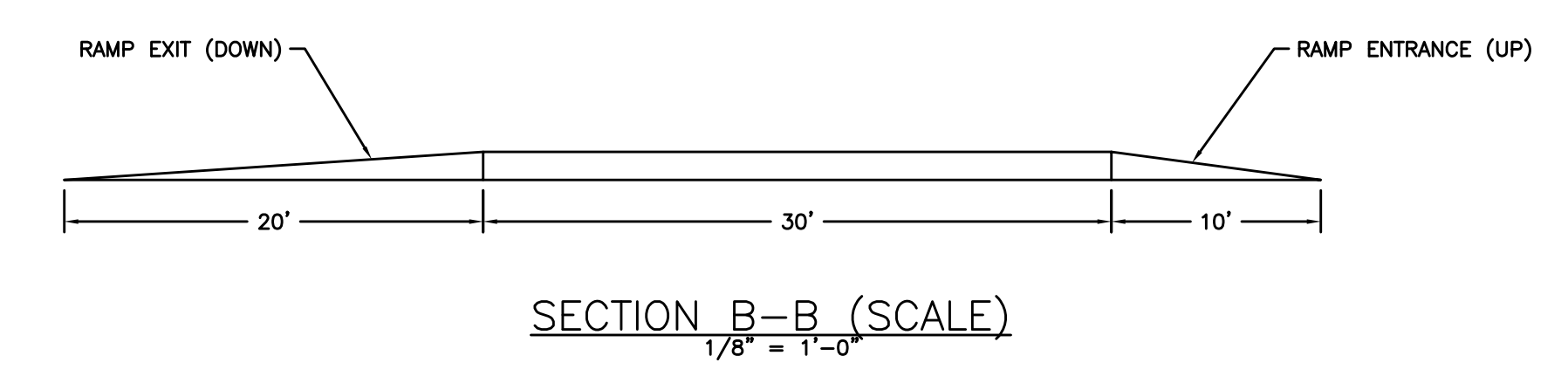
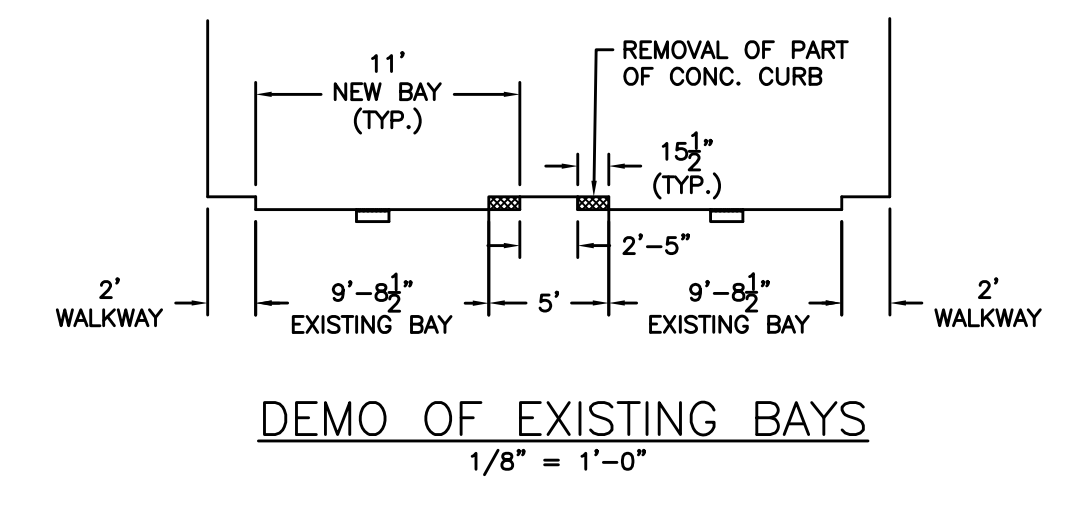
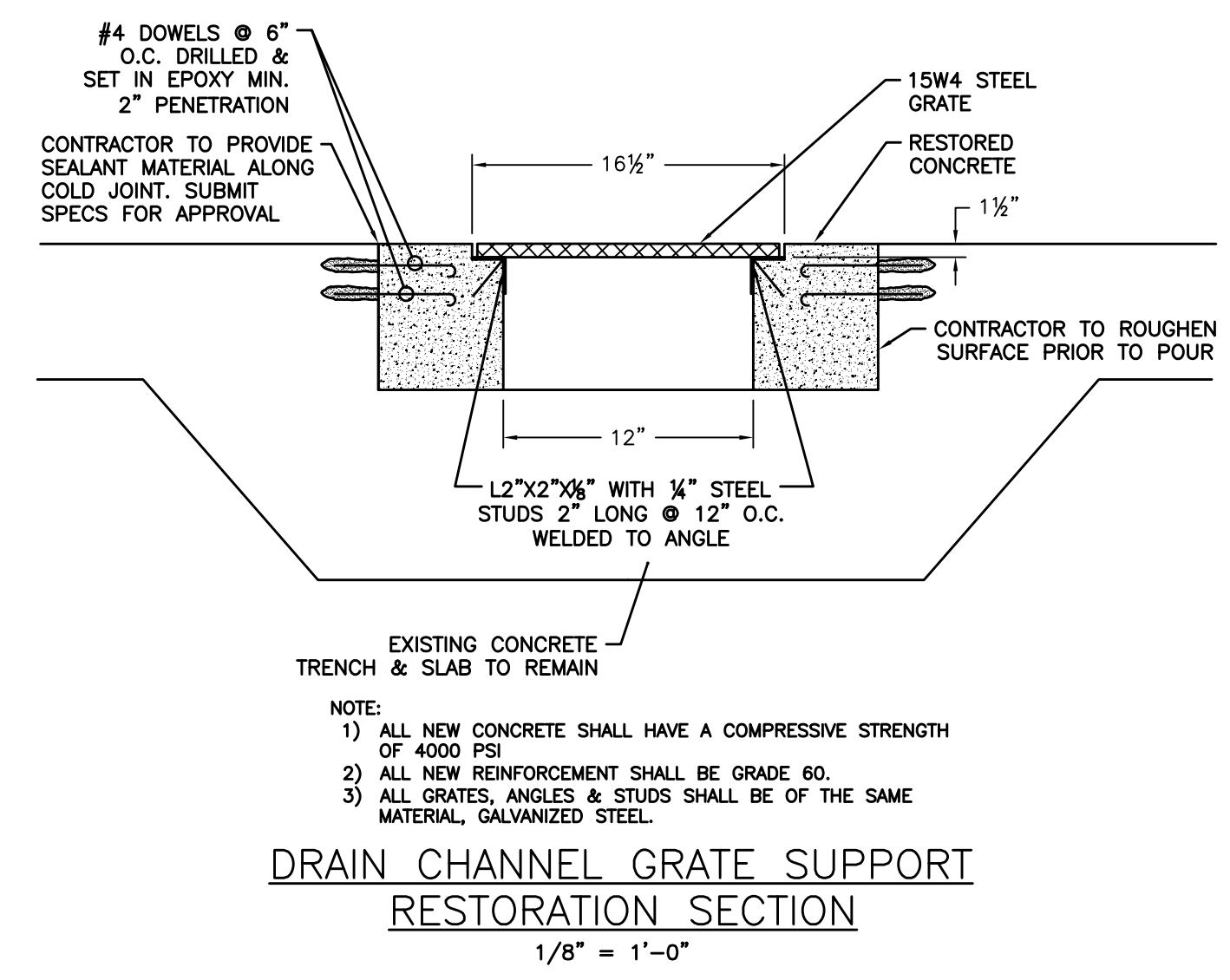
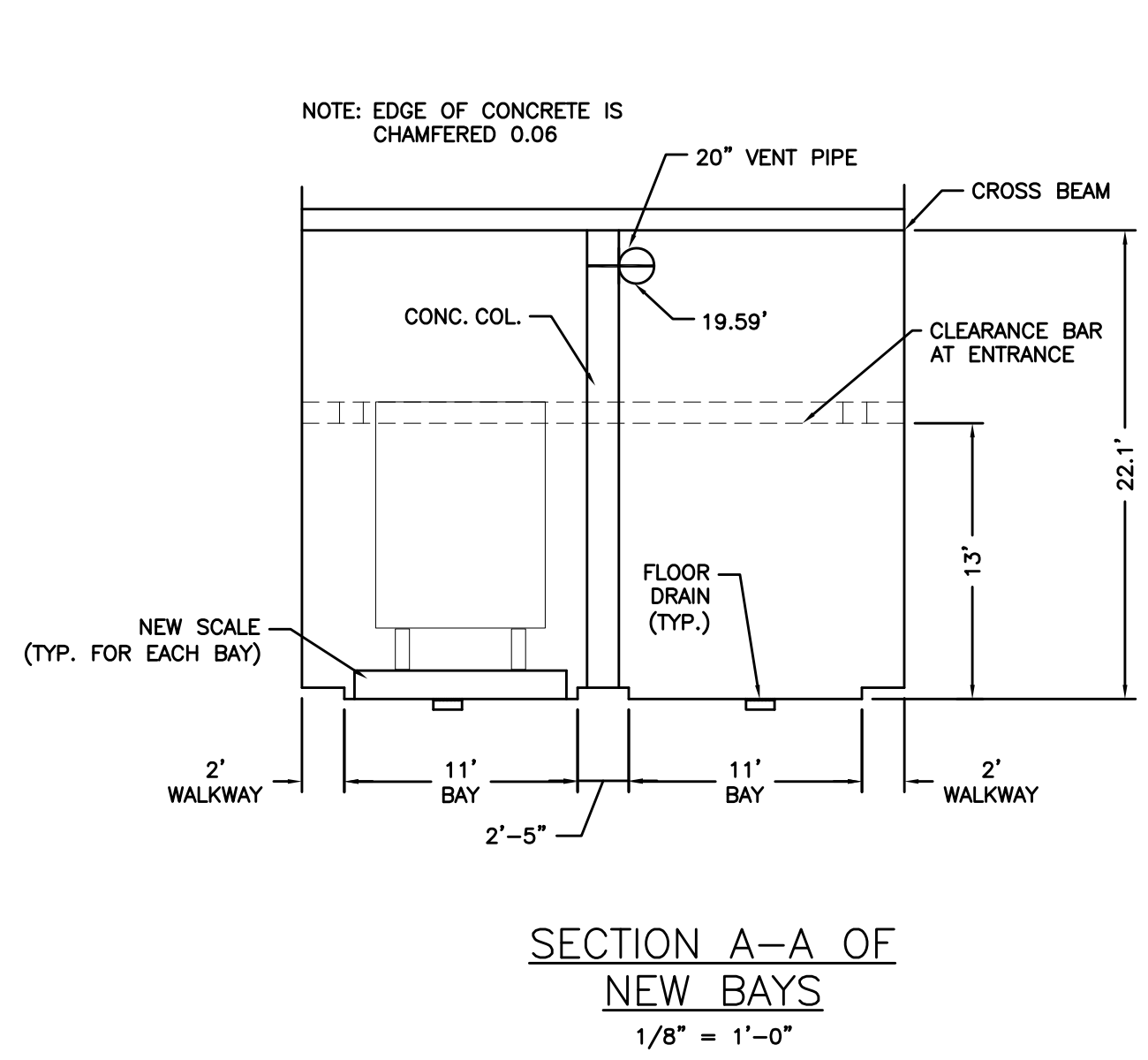
CITY OF FORT LAUDERDALE
PUBLIC WORKS DEPARTMENT
ENGINEERING & ARCHITECTURE
100 NORTH ANDREWS AVENUE, FORT LAUDERDALE, FLORIDA 33301

NO.	DATE	BY	CHGD	DESCRIPTION

PROJECT # 12107
GT LOHMEYER WWTP IMPROVEMENTS
SLUDGE DEWATERING TRUCK SCALE
ELECTRICAL / DEMOLITION PLAN
1765 SE 18TH STREET, FT. LAUDERDALE, FL

SHEET NO. OF
E01 1
TOTAL: 4
CAD FILE: 12107-E01-ELEC&DEMO
DRAWING FILE NO.: 4-138-97

Z:\12000\100-199\12107\DESIGN\DRAWINGS\CURRENT\12107-E01-ELEC&DEMO.DWG



- NOTES:
- SCALE MANUFACTURER TO BE CARDINAL SCALE MANUFACTURING, B-TEK SCALES, OR APPROVED EQUAL.
 - SCALE MANUFACTURER / VENDOR TO VERIFY AVAILABLE SPACE FOR SCALE INSTALLATION INCLUDING AVAILABLE HEIGHT, TO CLEAR TRUCK & TRAILER ONCE ON SCALE.
 - EXISTING SCALES TO BE REMOVED & DISCARDED.
 - CONTRACTOR TO CONFIRM W/ GTL STAFF THE EXTENT OF CONCRETE CURB THAT CAN BE REMOVED TO ACCOMMODATE THE SCALE WIDTH.
 - INSTALL NEW SCALES CENTERED IN DRIVEWAY.
 - CONTRACTOR SHALL CONFIRM SCALE DIMENSIONS WITH THE EQUIPMENT MANUFACTURER.
 - ALL ANCHOR BOLTS, NUTS AND WASHERS SHALL BE 316 SS.
 - CONTRACTOR TO INSPECT EXISTING TRUCK SCALES WIRING, TO WEIGHT INDICATORS, PANELBOARD, DPCU AND PRINTER. BRING ANY DEFICIENCIES TO PROJECT MANAGER'S ATTENTION.
 - CONTRACTOR'S OPERATIONS MUST NOT DISRUPT SLUDGE PRODUCTION. PLEASE COORDINATE YOUR WORK WITH GTL PLANT STAFF, AT ALL TIMES. CONTACT JUSTIN MURRAY (954-828-4122).

- SLUDGE PRODUCTION AT GTL IS CONTINUOUS DURING THE WEEK. THERE IS NO SLUDGE PRODUCTION ON FRIDAYS AND SATURDAYS (TWO DAYS).
- ONLY ONE BAY AT A TIME IS USED FOR SLUDGE PRODUCTION AND PRODUCTION CAN BE SWITCHED BETWEEN BOTH BAYS IN ABOUT 24 HOURS.
- THE ONLY AVAILABLE TIME TO THE CONTRACTOR TO WORK ON BOTH BAYS SIMULTANEOUSLY, IS ON FRIDAYS AND SATURDAYS. MUST COORDINATE WITH PLANT STAFF.
- THERE IS NO ADDITIONAL COMPENSATION FOR WORK ON WEEKENDS OR OUTSIDE OF NORMAL WORKING HOURS.
- CONTRACTOR TO PROVIDE ATMOSPHERIC EXCLUSION FOR ALL NEW AND EXISTING CONDUITS FROM CONTROL PANEL TO PLC'S.
- LENGTH OF DEMOLITION & RESTORATION OF DRAIN CHANNEL GRATING SUPPORT TO BE EQUAL TO THE NUMBER OF GRATING SECTIONS THAT RAMP'S BEAR UPON. ACTUAL DIMENSIONS ALSO AFFECTED BY RAMP DESIGN/MANUFACTURER. FOR SCALES MANUFACTURER CARDINAL THE APPROXIMATE LENGTH OF GRATING TO BE REPLACED IS 4 L.F. AT ENTRANCE RAMP AND 24 L.F. AT EXIST RAMP.

Z:\12000\100-199\12107\DESIGN\DRAWINGS\CURRENT\12107-M01-CONS PLAN.DWG

ENGINEER:
STAN EDWARDS
REG. NO. 51915
DATE:

DATE: 7/30/2015
DRAWN BY: WD
DESIGNED BY: L.O.
CHECKED BY: L.O.
FIELD BOOK:

CITY OF FORT LAUDERDALE
PUBLIC WORKS DEPARTMENT
ENGINEERING & ARCHITECTURE
100 NORTH ANDREWS AVENUE, FORT LAUDERDALE, FLORIDA 33301

NO.	DATE	BY	CHVD	DESCRIPTION

PROJECT # 12107
GT LOHMEYER WWTP IMPROVEMENTS
SLUDGE DEWATERING TRUCK SCALE
CONSTRUCTION PLAN
1765 SE 18TH STREET, FT. LAUDERDALE, FL

SHEET NO. OF
M01 1
TOTAL: 4
CAD FILE:
12107-M01-CONS PLAN
DRAWING FILE NO.
4-138-97

CITY OF FORT LAUDERDALE
PUBLIC WORKS DEPARTMENT

MINORITY BUSINESS ENTERPRISE (MBE) - WOMEN BUSINESS ENTERPRISE (WBE)

PRIME CONTRACTOR IDENTIFICATION FORM

In order to assist us in identifying the status of those companies doing business with the City of Fort Lauderdale, this form must be completed and returned with your bid package.

Name of Firm:

Address of Firm:

Telephone Number:

Name of Person Completing Form:

Title:

Signature:

Date:

City Project Number:

City Project Description:

Please check the item(s) which properly identify the status of your firm:

- Our firm is not a MBE or WBE.
- Our firm is a MBE, as at least 51 percent is owned and operated by one or more socially and economically disadvantaged individuals.
 - American Indian Asian Black Hispanic
- Our firm is a WBE, as at least 51 percent is owned and operated by one or more women.
 - American Indian Asian Black Hispanic

MBE/WBE CONTRACTOR INFORMATION

The City, in a continuing effort, is encouraging the increased participation of minority and women-owned businesses in Public Works Department related contracts. Along those lines, we are requiring that each firm provide documentation detailing their own programs for utilizing minority and women-owned businesses.

Submit this information as a part of this bid package and refer to the checklist, to ensure that all areas of concern are covered. The low responsive bidder may be contacted to schedule a meeting to discuss these objectives. It is our intention to proceed as quickly as possible with this project, so your cooperation in this matter is appreciated.

CONTRACTOR CHECKLIST

List Previous City of Fort Lauderdale Contracts

5

6

Number of Employees in your firm

--Percent () Women

--Percent () Minorities

--Job Classifications of Women and Minorities

5

6

Use of minority and/or women subcontractors on past projects.

5

6

Nature of the work subcontracted to minority and/or women-owned firms.

5

6

How are subcontractors notified of available opportunities with your firm?

5

6

Anticipated amount to be subcontracted on this project.

	5
	6

Anticipated amount to be subcontracted to minority and/or women-owned businesses on this project.

	5
	6

QUESTIONNAIRE SHEET

PLEASE PRINT OR TYPE:

Firm Name:

President

Business Address:

Telephone:

Fax:

E-Mail Address:

What was the last project of this nature which you completed?

The following are named as three corporations and representatives of those corporations for which you have performed work similar to that required by this contract, and which the City may contact as your references (include addresses and telephone numbers):

How many years has your organization been in business?

Have you ever failed to complete work awarded to you; if so, where and why?

The name of the qualifying agent for the firm and his position is:

Certificate of Competency Number of Qualifying Agent:

Effective Date:

Expiration Date:

Licensed in:

Contractor's License #(s)

(County/State)

Expiration Date:

NOTE: To be considered for award of this contract, the bidder must submit a financial statement upon request.

Contractor must have proper licensing prior to submitting bid and must submit evidence of same with bid.

QUESTIONNAIRE SHEET

1. Have you personally inspected the proposed work and have you a complete plan for its performance?

[Empty text box with scroll bars]

2. Will you sublet any part of this work? If so, list the portions or specialties of the work that you will.

- a) [Empty text box]
- b) [Empty text box]
- c) [Empty text box]
- d) [Empty text box]
- e) [Empty text box]
- f) [Empty text box]
- g) [Empty text box]

3. What equipment do you own that is available for the work?

[Empty text box with scroll bars]

4. What equipment will you purchase for the proposed work?

[Empty text box with scroll bars]

5. What equipment will you rent for the proposed work?

[Empty text box with scroll bars]

LOCAL BUSINESS PREFERENCE

Section 2-199.2, Code of Ordinances of the City of Fort Lauderdale, (Ordinance No. C-12-04), provides for a local business preference.

In order to be considered for a local business preference, a bidder must include the Local Business Preference Certification Statement of this ITB, as applicable to the local business preference class claimed **at the time of bid submittal**:

Upon formal request of the City, based on the application of a Local Business Preference the Bidder shall within ten (10) calendar days submit the following documentation to the Local Business Preference Class claimed:

A) Copy of City of Fort Lauderdale current year business tax receipt, **or** Broward County current year business tax receipt, **and**

B) List of the names of all employees of the bidder and evidence of employees' residence within the geographic bounds of the City of Fort Lauderdale or Broward County, as the case may be, such as current Florida driver license, residential utility bill (water, electric, telephone, cable television), or other type of similar documentation acceptable to the City.

Failure to comply at time of bid submittal shall result in the bidder being found ineligible for the local business preference.

THE COMPLETE LOCAL BUSINESS PREFERENCE ORDINANCE MAY BE FOUND ON THE CITY'S WEB SITE AT THE FOLLOWING LINK:

<http://www.fortlauderdale.gov/purchasing/index.htm>

Definitions: The term "Business" shall mean a person, firm, corporation or other business entity which is duly licensed and authorized to engage in a particular work in the State of Florida. Business shall be broken down into four (4) types of classes:

1. Class A Business – shall mean any Business that has established and agrees to maintain a permanent place of business located in a non-residential zone and staffed with full-time employees within the limits of the City **and** shall maintain a staffing level of the prime contractor for the proposed work of at least fifty percent (50%) who are residents of the City.
2. Class B Business - shall mean any Business that has established and agrees to maintain a permanent place of business located in a non-residential zone and staffed with full-time employees within the limits of the City **or** shall maintain a staffing level of the prime contractor for the proposed work of at least fifty percent (50%) who are residents of the City.
3. Class C Business - shall mean any Business that has established and agrees to maintain a permanent place of business located in a non-residential zone **and** staffed with full-time employees within the limits of Broward County.
4. Class D Business – shall mean any Business that does not qualify as either a Class A, Class B, or Class C business.

LOCAL BUSINESS PREFERENCE CERTIFICATION STATEMENT

The Business identified below certifies that it qualifies for the local BUSINESS preference classification as indicated herein, and further certifies and agrees that it will re-affirm its local preference classification annually no later than thirty (30) calendar days prior to the anniversary of the date of a contract awarded pursuant to this ITB. Violation of the foregoing provision may result in contract termination.

(1)
Business Name is a **Class A** Business as defined in City of Fort Lauderdale Ordinance No. C-12-04, Sec.2-199.2. A copy of the City of Fort Lauderdale current year Business Tax Receipt **and** a complete list of full-time employees and their addresses shall be provided within 10 calendar days of a formal request by the City.

(2)
Business Name is a **Class B** Business as defined in the City of Fort Lauderdale Ordinance No. C-12-04, Sec.2-199.2. A copy of the Business Tax Receipt **or** a complete list of full-time employees and their addresses shall be provided within 10 calendar days of a formal request by the City.

(3)
Business Name is a **Class C** Business as defined in the City of Fort Lauderdale Ordinance No. C-12-04, Sec.2-199.2. A copy of the Broward County Business Tax Receipt shall be provided within 10 calendar days of a formal request by the City.

(4)
Business Name requests a **Conditional Class A** classification as defined in the City of Fort Lauderdale Ordinance No. C-12-04, Sec.2-199.2. Written certification of intent shall be provided within 10 calendar days of a formal request by the City.

(5)
Business Name requests a **Conditional Class B** classification as defined in the City of Fort Lauderdale Ordinance No. C-12-04, Sec.2-199.2. Written certification of intent shall be provided within 10 calendar days of a formal request by the City.

(6)
Business Name is considered a **Class D** Business as defined in the City of Fort Lauderdale Ordinance No. C-12-04, Sec.2-199.2. and does not qualify for Local Preference consideration.

BIDDER'S COMPANY:

AUTHORIZED COMPANY PERSON:
NAME SIGNATURE DATE

NON-COLLUSION STATEMENT:

By signing this offer, the vendor/contractor certifies that this offer is made independently and *free* from collusion. Vendor shall disclose below any City of Fort Lauderdale, FL officer or employee, or any relative of any such officer or employee who is an officer or director of, or has a material interest in, the vendor's business, who is in a position to influence this procurement.

Any City of Fort Lauderdale, FL officer or employee who has any input into the writing of specifications or requirements, solicitation of offers, decision to award, evaluation of offers, or any other activity pertinent to this procurement is presumed, for purposes hereof, to be in a position to influence this procurement.

For purposes hereof, a person has a material interest if they directly or indirectly own more than 5 percent of the total assets or capital stock of any business entity, or if they otherwise stand to personally gain if the contract is awarded to this vendor.

In accordance with City of Fort Lauderdale, FL Policy and Standards Manual, 6.10.8.3,

3.3. City employees may not contract with the City through any corporation or business entity in which they or their immediate family members hold a controlling financial interest (e.g. ownership of five (5) percent or more).

3.4. Immediate family members (spouse, parents and children) are also prohibited from contracting with the City subject to the same general rules.

Failure of a vendor to disclose any relationship described herein shall be reason for debarment in accordance with the provisions of the City Procurement Code.

NAME

RELATIONSHIPS

-

In the event the vendor does not indicate any names, the City shall interpret this to mean that the vendor has indicated that no such relationships exist.

CONTRACT PAYMENT METHOD

The City of Fort Lauderdale has implemented a Procurement Card (P-Card) program which changes how payments are remitted to its vendors. The City is transitioning from traditional paper checks to credit card payments via MasterCard or Visa as part of this program.

This allows you as a vendor of the City of Fort Lauderdale, to receive your payment fast and safely. No more waiting for checks to be printed and mailed.

In accordance with Article 7, item 7.6 of the contract, payments on this contract will be made utilizing the City's P-Card. Accordingly, bidders must presently have the ability to accept these credit cards or take whatever steps necessary to implement acceptance of a card before the start of the contract term, or contract award by the City.

Please indicate with which credit card you prefer to be paid:

Master Card

Visa Card

Company Name:
Signature:
Print Name Title:

CONSTRUCTION BID CERTIFICATION

Please Note: All fields below must be completed. If the field does not apply to you, please note N/A in that field. If you are a foreign corporation, you may be required to obtain a certificate of authority from the department of state, in accordance with Florida Statute §607.1501 (visit <http://www.dos.state.fl.us/>).

Company: (Legal Registration)

Address:

City: State: Zip:

Telephone No. FAX No. Email:

Does your firm qualify for MBE or WBE status: MBE WBE

If a corporation, state the name of the President, Secretary and Resident Agent. If a partnership, state the names of all partners. If a trade name, state the names of the individuals who do business under the trade name.

<input type="text"/>	<input type="text"/>	<input type="text"/>	<input type="text"/>
Name	Title	Name	Title
<input type="text"/>	<input type="text"/>	<input type="text"/>	<input type="text"/>
Name	Title	Name	Title

ADDENDUM ACKNOWLEDGEMENT - Bidder acknowledges that the following addenda have been received and are included in the bid:

Addendum No.	Date Received	Addendum No.	Date Received	Addendum No.	Date Received	Addendum No.	Date Received
<input type="text"/>	<input type="text"/>	<input type="text"/>	<input type="text"/>	<input type="text"/>	<input type="text"/>	<input type="text"/>	<input type="text"/>

VARIANCES: If you take exception or have variances to any term, condition, specification, or requirement in this bid you must specify such variance in the space provided below or reference in the space provided below all variances contained on other pages within your bid. Additional pages may be attached if necessary. No variances will be deemed to be part of the bid submitted unless such is listed and contained in the space provided below. The City does not, by virtue of submitting a variance, necessarily accept any variances. If no statement is contained in the below space, it is hereby implied that your response is in full compliance with this competitive solicitation. If you do not have variances, simply mark N/A. If submitting your response electronically through BIDSYNC you must also click the "Take Exception" button.

The below signatory affirms that he has or will obtain all required permits and licenses from the appropriate agencies, and that his firm is authorized to do business in the State of Florida. The below signatory agrees to furnish all labor, tools, material, equipment and supplies, and to sustain all the expense incurred in doing the work set forth in strict accordance with the bid plans and contract documents at the unit prices indicated if awarded a contract. The below signatory has not divulged to, discussed, or compared this bid with other bidders, and has not colluded with any other bidder or parties to this bid whatsoever. Furthermore, the undersigned guarantees the truth and accuracy of all statements and answers contained in this bid. The below signatory also hereby agrees, by virtue of submitting or attempting to submit a bid, that in no event shall the City's liability for bidder's direct, indirect, incidental, consequential, special or exemplary damages, expenses, or lost profits arising out of this competitive solicitation process, including but not limited to public advertisement, bid conferences, site visits, evaluations, oral presentations, or award proceedings exceed the amount of Five Hundred Dollars (\$500.00). This limitation shall not apply to claims arising under any provision of indemnification or the City protest ordinance contained in this competitive solicitation.

Submitted by:

<input type="text"/>	<input type="text"/>
Name (printed)	Signature
<input type="text"/>	<input type="text"/>
Date:	Date:

Question and Answers for Bid #673-11884 - Sludge Weighing Truck Scales (P12107)

Overall Bid Questions

There are no questions associated with this bid.