

COMPREHENSIVE ANNUAL FINANCIAL REPORT

CITY OF FORT LAUDERDALE, FLORIDA



Fiscal Year Ended
September 30, 2014



WE BUILD COMMUNITY



Comprehensive Annual Financial Report

of the

City of
Fort Lauderdale, Florida



Fiscal Year Ended
September 30, 2014

Prepared by
The Finance Department

CITY OF FORT LAUDERDALE, FLORIDA

COMMISSION - MANAGER FORM OF GOVERNMENT

CITY COMMISSION

Mayor John P. "Jack" Seiler
Vice Mayor Romney Rogers, District IV
Commissioner Bruce G. Roberts, District I
Commissioner Dean J. Trantalis, District II
Commissioner Robert L. McKinzie, District III

CITY MANAGER
Lee R. Feldman, ICMA-CM

CITY ATTORNEY
Cynthia A. Everett

CITY CLERK
Jonda Joseph

CITY AUDITOR
John Herbst, CPA, CGFO, CGMA

DIRECTOR OF FINANCE
Kirk W. Buffington, CPPO, C.P.M., MBA

CFO/DEPUTY DIRECTOR OF FINANCE
Linda A. Logan-Short, CGFO, CPM

ACTING CONTROLLER
Laura L. Garcia

CITY OF FORT LAUDERDALE, FLORIDA
COMPREHENSIVE ANNUAL FINANCIAL REPORT
FISCAL YEAR ENDED SEPTEMBER 30, 2014

TABLE OF CONTENTS

	<u>Page</u>
INTRODUCTORY SECTION	
Letter of Transmittal	i
Certificate of Achievement	viii
Organization Chart	ix
FINANCIAL SECTION	
Independent Auditor's Report.....	1
Management's Discussion and Analysis	5
Basic Financial Statements	
Government-wide Financial Statements	
Statement of Net Position	18
Statement of Activities	20
Fund Financial Statements	
Balance Sheet - Governmental Funds	22
Reconciliation of the Balance Sheet of Governmental Funds to the	
Statement of Net Position	23
Statement of Revenues, Expenditures and Changes in Fund Balances -	
Governmental Funds	24
Reconciliation of the Statement of Revenues, Expenditures and Changes in Fund	
Balances of Governmental Funds to the Statement of Activities	25
Statement of Net Position - Proprietary Funds	26
Statement of Revenues, Expenses and Changes in Net Position - Proprietary Funds	29
Statement of Cash Flows - Proprietary Funds	30
Statement of Fiduciary Net Position - Fiduciary Funds	32
Statement of Changes in Fiduciary Net Position - Pension Trust Fiduciary Funds	33
Notes to the Financial Statements	35
Required Supplementary Information	
Schedule of Revenues, Expenditures and Changes in Fund Balances -	
Budget and Actual - General Fund	79
Schedule of Funding Progress - Employee Retirement Systems	82
Schedule of Funding Progress - Other Post Employment Benefits.....	83
Notes to the Required Supplementary Information.....	84

CITY OF FORT LAUDERDALE, FLORIDA
COMPREHENSIVE ANNUAL FINANCIAL REPORT
FISCAL YEAR ENDED SEPTEMBER 30, 2014

TABLE OF CONTENTS (Continued)

	<u>Page</u>
Combining Financial Statements	
Combining Balance Sheet - Nonmajor Governmental Funds	88
Combining Statement of Revenues, Expenditures and Changes in Fund Balances - Nonmajor Governmental Funds	92
Combining Statement of Net Position - Nonmajor Enterprise Funds	98
Combining Statement of Revenues, Expenses and Changes in Net Position - Nonmajor Enterprise Funds	99
Combining Statement of Cash Flows - Nonmajor Enterprise Funds	100
Combining Statement of Net Position - Internal Service Funds	102
Combining Statement of Revenues, Expenses and Changes in Net Position - Internal Service Funds	103
Combining Statement of Cash Flows - Internal Service Funds	104
Combining Statement of Fiduciary Net Position - Pension Trust Fiduciary Funds	108
Combining Statement of Changes in Fiduciary Net Position - Pension Trust Fiduciary Funds	109
Statement of Changes in Assets and Liabilities - Arts and Science District Garage Agency Fund	110
Other Financial Information	
Budgetary Comparison Schedules:	
Community Redevelopment Agency Fund	113
Beach Business Improvement District Fund	114
Building Fund	115
School Crossing Guard Fund.....	116
Nuisance Abatement Fund.....	117
Special Assessment Fund	118
General Obligation Bonds Debt Service Fund	119
Special Obligation Bonds Debt Service Fund	120
Special Obligation Loans Debt Service Fund	121
Perpetual Care Fund	122
Schedules of Sources and Uses:	
General Obligation Construction Fund 2005 and 2011A	123
Special Obligation Construction 2008B	124
Special Obligation Construction 2011A	125

CITY OF FORT LAUDERDALE, FLORIDA
COMPREHENSIVE ANNUAL FINANCIAL REPORT
FISCAL YEAR ENDED SEPTEMBER 30, 2014

TABLE OF CONTENTS (Continued)

	<u>Page</u>
STATISTICAL SECTION	
Net Position by Component - Last Ten Fiscal Years	129
Changes in Net Position - Last Ten Fiscal Years	130
Fund Balances - Governmental Funds - Last Four Fiscal Years	132
Changes in Fund Balances - Governmental Funds - Last Ten Fiscal Years	133
Assessed Value and Actual Value of Taxable Property - Last Ten Fiscal Years	134
Property Tax Millage Rates - Direct and Overlapping Governments - Last Ten Fiscal Years	135
Principal Property Taxpayers - Current Year and Nine Years Ago	136
Property Tax Levies and Collections - Last Ten Fiscal Years	137
Ratio of Outstanding Debt by Type - Last Ten Fiscal Years	138
Ratios of Net General Bonded Debt Outstanding - Last Ten Fiscal Years	139
Direct and Overlapping Governmental Activities Net Debt	140
Pledged Revenue Coverage - Last Ten Fiscal Years	141
Demographic and Economic Statistics - Last Ten Fiscal Years	142
Principal Employers - Current Year	143
Full-time Equivalent City Government Employees by Function/Program - Last Nine Fiscal Years	144
Operating Indicators by Function/Program - Last Ten Fiscal Years	145
Capital Asset Statistics by Function/Program - Last Ten Fiscal Years	146
FEDERAL AND STATE SINGLE AUDIT	
Independent Auditor's Report on Internal Control Over Financial Reporting and on Compliance and Other Matters Based on an Audit of Financial Statements Performed in Accordance with Government Auditing Standards	147
Independent Auditor's Report on Compliance for Each Major Federal Program and State Project and Report on Internal Control Over Compliance.....	149
Schedule of Expenditures of Federal Awards and State Financial Assistance	151
Notes to Schedule of Expenditures of Federal Awards and State Financial Assistance	154
Schedule of Findings and Questioned Costs	155
Summary of Prior Year Findings	162
INDEPENDENT ACCOUNTANT'S REPORT ON COMPLIANCE WITH SECTION	
218.415, FLORIDA STATUTES.....	165
INDEPENDENT AUDITOR'S MANAGEMENT LETTER.....	166



CITY OF FORT LAUDERDALE

THIS PAGE INTENTIONALLY LEFT BLANK



March 30, 2015

Honorable Mayor and Commissioners:

This letter transmits the Comprehensive Annual Financial Report (CAFR) for the City of Fort Lauderdale, Florida (City) for the fiscal year ended September 30, 2014. This submission meets the requirements of the City Charter Section 10.02, Section 2-147(b)(14) of the Code of Ordinances of the City of Fort Lauderdale, Section 166.241, Florida Statutes, and Rules of the Florida Auditor General Section 10.550. The financial statements included in this report conform to generally accepted accounting principles in the United States (GAAP), as prescribed by the Governmental Accounting Standards Board (GASB).

The City is responsible for the accuracy of the data and the completeness and fairness of the presentation including all disclosures. Management has established internal controls to ensure that the City fulfills its fiduciary responsibility as custodian of public monies. The purpose of internal controls is to provide reasonable, but not absolute, assurance that City assets are safeguarded against loss through unauthorized use or disposition. The concept of reasonable assurance recognizes that the cost of a control should not exceed the benefits likely to be derived and the valuation of costs and benefits requires estimates and judgments by management.

The financial statements have been audited by Crowe Horwath LLP, Certified Public Accountants. The independent auditor has issued an unmodified opinion that the basic financial statements included in this report fairly present the financial position of the City and changes thereof and comply with all reporting standards noted above.

This report is divided into three parts. The Introductory Section provides a summary of the contents of the entire report and general information about the reporting entity. The Financial Section includes the Independent Auditor's Report, Management's Discussion and Analysis (MD&A), the Basic Financial Statements, Required Supplementary Information, and the Combining and Individual Fund Financial Statements and Schedules. The MD&A provides a narrative introduction, overview and analysis of the basic financial statements. It complements this letter of transmittal and should be read in conjunction with it.

Other financial information, including budget and other schedules, is also provided to supplement required financial data. The Statistical Section includes schedules that provide historic, social, economic, and financial trend data that offers an overview of the City's fiscal position.

Profile of the Government

The City was founded in 1911. It operates under the commission/manager form of government where the Mayor, elected at large, and four Commissioners, elected by geographic single-member district, determine the policies that guide the operation of the City. The City Commission hires a City Manager, who implements City policies and administers those policies on a full-time basis. The City Commission also appoints a City Attorney who is responsible for legal affairs, a City Clerk who is responsible for public records and a City Auditor responsible for review of business practices, procedures, internal controls, and procurement practices.

OFFICE OF THE CITY MANAGER

100 NORTH ANDREWS AVENUE, FORT LAUDERDALE, FLORIDA 33301

TELEPHONE (954) 828-5003 FAX (954) 828-5667

WWW.FORTLAUDERDALE.GOV

Fort Lauderdale is a full-service city that provides police protection, fire-rescue services, parks and recreation programs, delivers potable drinking water to a customer base both within and outside the City limits along with wastewater collection and treatment, sanitation services, development regulation, parking, and street maintenance. The City is known for its beaches and waterways including Fort Lauderdale beach, the New River, the Middle River, and numerous canals. The City also owns a sports complex, a general aviation airport, a downtown heliport, an aquatic complex and an auditorium.

This financial report includes all funds and component units of the City. The Sunrise Key Safe Neighborhood Improvement District (Sunrise Key) is included as a component unit along with the Fort Lauderdale Community Redevelopment Agency (CRA). These organizations have been included as component units, since the City is financially accountable for and has ultimate decision-making authority. The transactions and balances of the CRA are blended with those of the City (primary government), while the Sunrise Key financial information is discretely presented in the government-wide financial statements.

The City of Fort Lauderdale Downtown Development Authority (DDA), the Housing Authority of the City of Fort Lauderdale, and the Lauderdale Isles Water Control District (LIWCD) are related organizations, but separate and distinct. They are not included in this financial report since they do not meet the established criteria for reporting herein. Along with the Performing Arts Center Authority and the DDA, the City is a participant in a joint venture in the Arts and Science District Parking Garage with each party maintaining an ongoing financial interest.

The City of Fort Lauderdale is required to adopt an annual budget in accordance with the City Charter and state statutes. The City Manager is charged with preparing a proposed budget for submission in July of each year for the fiscal year that begins the following October 1. Appropriations by department within funds and tax levies are adopted in September. The budget also authorizes the number of full-time equivalent positions available to City departments to deliver services. The budget may be amended by Resolution if altering the total budget of a particular fund, by City Commission motion if changing a department total within a fund, or administratively if the change is within the same department and fund. Various thresholds of review and approval have been established for purchases and hiring throughout the fiscal year.

The City has two defined-benefit pension plans: 1) the General Employees Retirement System and 2) the Police and Fire Retirement System. A board of trustees administers each plan. The boards are composed of members elected by active employees and appointees of the Mayor. The Boards have responsibility for investment of the pension assets and determination of benefits as employees retire or seek other benefits under the plans. At September 30, 2014, the plans had total assets of \$1.397 billion. The General Employees Retirement System was closed to new participants beginning October 1, 2007 and replaced with a new defined contribution plan.

On September 16, 2014, the City of Fort Lauderdale Other Post-Employment Benefits (OPEB) Trust fund was created to capture long-term investment returns and make progress towards reducing the unfunded actuarial accrued liability under GASB 45. The City Commissioners serves as the Board of Trustees of the OPEB Trust and delegates the administration of the trust to the City's Finance Director as the Trust Administrator. At September 30, 2014, the trust had total assets of \$8.6 million.

Economic Condition

The City of Fort Lauderdale's taxable assessed value for tax year 2013 increased by 3.98% from 2012. New construction, which represents improvements to real property that were not on the tax roll in the prior year, added \$57.9 million to the tax roll. This is the second year in a row that the assessed valuations have shown steady growth. The following shows new construction and total taxable assessed value for the last five years.

Taxable Values – 5 Year Comparison

Calendar Tax Year	Net New Construction	Final Gross Taxable Value	Increase/Decrease from Prior Year	Operating Millage Rate
2014 Certified	\$105,754,281	\$26,233,445,194	6.85%	4.1193
2013 Final	57,905,666	24,551,642,014	3.98%	4.1193
2012 Final	202,371,590	23,612,223,398	1.10%	4.1193
2011 Final	97,950,210	23,354,708,424	-4.26%	4.1193
2010 Final	494,110,613	24,393,809,310	-11.04%	4.1193

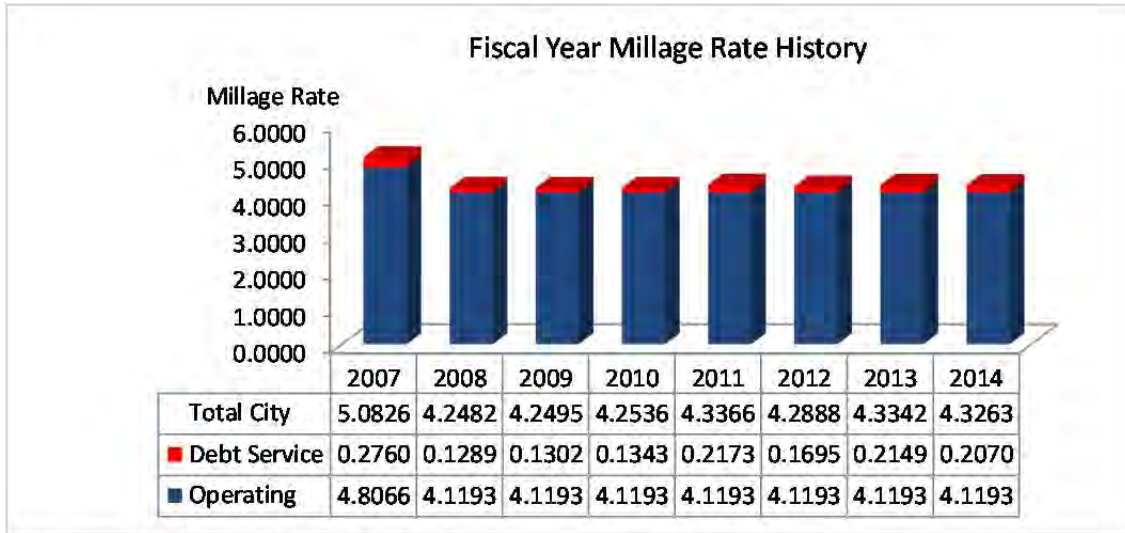
Economic indicators point to a healthy economy. According to the Bureau of Labor Statistics, Broward County's civilian labor force was 1,077,203 as of November 2014, yielding a 4.3% increase from the prior year of 1,032,921. The unemployment rate declined to 5.0% as compared to 5.4% in the prior year. More than 13.4 million visitors selected the Greater Fort Lauderdale area as their destination of choice and spent approximately \$10.7 billion on tourism in 2013. In addition, tax revenue from area hotels increased almost 9% to \$47.7 million from \$43.8 million.

Long-term Financial Planning

Financial planning stimulates discussion about the long-term impact of decisions made today and how the City can position itself strategically to deliver a stable level of essential services to our neighbors into the future. The City's ability to generate sufficient revenue to provide core municipal services, make appropriate investment in economic and community development, and build "rainy day" reserves requires deliberate examination. During FY2014, the City completed a ten year financial sustainability analysis for the General Fund and other proprietary funds within the City. This financial forecast model populated data from every facet of the organization to create an informed, interactive, financial forecast model to prepare long-term financial plans and ensure structural balance in our budget. Fort Lauderdale continues to be proactive in our actions to ensure long-term financial sustainability, as well as, investment in our capital infrastructure to protect and preserve Fort Lauderdale's outstanding quality of life.

FY2014 is the seventh year in a row that the City Commission maintained an operating millage rate of 4.1193. In 2007, the combined millage rate was 5.0826. The City Commission reduced the operating millage rate in FY2008 and as a result, neighbors were better positioned to weather the difficult economic times by paying significantly less in property taxes.

The chart below represents the adopted operating and debt service millage rates for the last eight years.



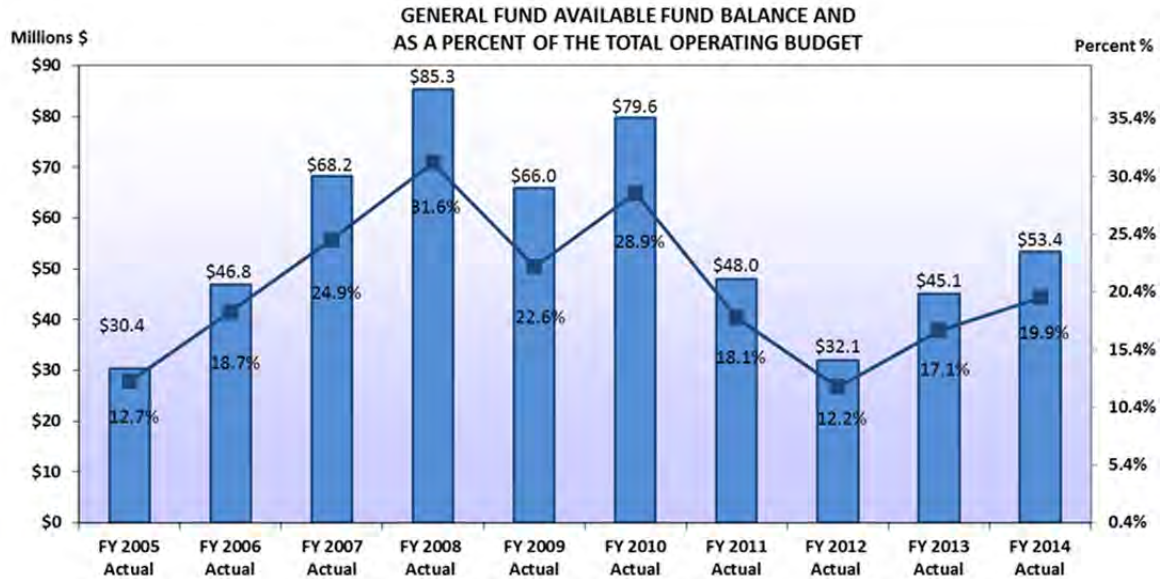
Over 62.7% of the General Fund budget for operating expenditures is dedicated to public safety through police, fire rescue, and code enforcement. Another 11.2% is allocated to cultural and recreational quality of life programs.

Financial Policies

During FY2014, The City Commission adopted financial integrity principles to set forth the basic framework for the overall fiscal management of the City. It contained four high-level principles to govern the City's financial management:

- **Sound Budgeting Practices** - The City of Fort Lauderdale shall be committed to maintaining a structurally balanced budget to support high quality service to our neighbors, while maintaining a relatively low millage rate and reserves consistent with the needs of the City.
- **Prudent Fiscal Management** - The City of Fort Lauderdale shall be committed to best practices in revenue collection, expenditure disbursements, asset maintenance, and record keeping for ensuring the optimal performance and integrity of public funds and resources.
- **Cost Effective Operations** - The City of Fort Lauderdale shall be accountable to stakeholders through transparent and fiscally responsible decisions in order to deliver high quality services in the most efficient and effective manner possible.
- **Long-term Financial Planning** - The City of Fort Lauderdale shall be dedicated to investing in the future and enhancing the quality of life through public-private partnerships, cooperative decision-making, community engagement and smart strategic investments, while using debt in a responsible manner and striving for the highest level of government bond ratings available.

The City continues to exceed its policy to maintain the unrestricted fund balance for the General Fund equivalent to two (2) months of operating expenditures and required transfers. During FY2014 the General Fund unrestricted balance increased from \$45.1 million to \$53.4 million. At 19.9%, this amount exceeds the minimum unrestricted requirement for the General Fund budget. The chart below presents a ten-year history of General Fund balances.



The City maintains an investment policy that strives to protect capital above all else while seeking investment earnings and providing for daily cash needs. The City's portfolio at September 30, 2014 was \$470.3 million, excluding investments of the permanent and fiduciary funds. The City's master and payroll accounts are swept nightly to maximize interest earnings.

The City of Fort Lauderdale has a combination of insurance policies and self-insured programs to mitigate the City's risk as a municipality. The City is self-insured for automobile, general liability, police professional liability, workers' compensation and employment practices claims and certain medical benefits. Insurance policies have been purchased to cover damage to City property, including windstorm and terrorism coverage, losses due to fraud or criminal actions of City officials, major employment practices liability and workers' compensation and medical claims. Outside actuaries assist in assessing the City's liabilities and establishing claim reserves.

Major Initiatives of FY2014

The FY2014 adopted budget was a strategic budget aligning the financial and employee resources with the City of Fort Lauderdale's 2035 Vision - "Fast Forward Fort Lauderdale," "Press Play Fort Lauderdale" - the City's five-year strategic plan, the City Commission Annual Action Plan, and neighbors' priorities.

Commission Annual Action Plan for FY2014 included a Comprehensive Homeless Strategy, Downtown Walkability Plan, Economic Development Strategic Plan, Beach Renourishment, and the Wave Streetcar.

The City continued its commitment to the WAVE Streetcar project by levying a special assessment to support debt in the amount of \$22.6 million. This year, the City made a \$1.1 million contribution towards the City's \$10.5 million commitment to the project.

In an effort to support necessary fire-suppression expenditures for FY2014 and ensure long-term sustainability, the Fire Assessment Fee was increased by \$7.50 per residential household, per month. This equated to an annual increase of \$90 per single family residential household. The increase generated \$12.6 million in additional General Fund revenue annually.

New programs and services in the General Fund included four new positions to establish a Quality Assurance/Quality Control Project team in the Public Works Department, one new Project Manager to design and manage projects for the Transportation and Mobility Department, a new Organizational Development and Training Coordinator, an Administrative Aide in the Sustainable Development Department, ongoing railway signal maintenance and licenses to comply with long-standing agreements with the FEC railway, and a part-time Homeless Services Coordinator position.

Major Initiatives of FY2015

The FY2015 Adopted Budget is a financial plan designed to advance the organizational mission of providing optimum government services to our neighbors while investing in social capital to enhance the overall health of the City of Fort Lauderdale.

Commission Annual Action Plan for FY2015 includes a Comprehensive Homeless Strategy, Mobility Plan for 17th Street, Stormwater Management Plan, Beach Renourishment, and All Aboard Florida Passenger Rail and Station Area Plan, Soccer and Lacrosse Athletic Fields, Public/Private Boathouse, Central Beach Master Plan, and Marine Industry Strategy.

This City will contribute an additional \$2.5 million towards the City's \$10.5 million commitment to the Wave project. In addition, the City will support the Wave North Loop Option with an initial contribution of \$1.3 million.

FY2015 enhancements to the City include additional staffing, increase in service levels, and staff development: a new Litigation team in the City Attorney Office, neighbor support and climate change initiatives, extended Ocean Rescue hours, homeless initiatives, additional funding for staff training and organizational development, City marketing initiatives, Auditor II, Treasurer, Procurement Specialist, administrative and maintenance staff, and additional funding for organizational surveys and analysis. Additional capital outlay equipment includes Fire-Rescue and medical equipment, stand-up vehicles, traffic message signs, and boat engines.

The Community Investment Plan (CIP) is born out of our drive and commitment to change the future. The City will continue to address a wide variety of infrastructure-related projects and funding issues to protect our valued quality of life. The CIP acts as a roadmap, demonstrating how we plan to reach our potential, support our aging infrastructure, and plan our investment strategies to adequately strengthen our community.

The Community Investment Plan addresses the identified priorities through specific projects and program enhancements funded in FY2015 such as:


Beach Area Improvements	\$12,400,000
Northwest Progresso Flagler Heights	\$6,500,000
Central Regional Wastewater System	\$6,200,000
Executive Airport	\$5,400,000
Bridge Replacement at Coconut Isle	\$1,300,000
South Middle River Roadways	\$1,200,000
Las Olas Boulevard Safety Project	\$1,100,000
Facilities Maintenance	\$1,000,000
NE/NW 4 th Street Improvements	\$880,000
Bridge Repair and Restoration	\$800,000
Street Resurfacing	\$720,000
Downtown Walkability Projects	\$500,000
Master Plan for Waterways	\$400,000
Neighborhood Traffic and Pedestrian Safety	\$400,000
Downtown Way	\$370,000
Marine Facilities	\$200,000
New Riverwalk	\$200,000

Recognition and Acknowledgments


The Government Finance Officers Association of the United States and Canada (GFOA) awarded a Certificate of Achievement for Excellence in Financial Reporting to the City for its Comprehensive Annual Financial Report (CAFR) for the fiscal year ended September 30, 2013. This was the 37th consecutive year that the City has received this award. In order to be awarded a Certificate of Achievement, a government must publish an easily readable and efficiently organized comprehensive annual financial report. This report must satisfy both generally accepted accounting principles and applicable legal requirements.

A Certificate of Achievement is valid for a period of one year only. We believe that our current report continues to meet the program's requirements and we are submitting it to the GFOA to determine its eligibility for another award. Additionally, the City has received the GFOA Distinguished Budget Presentation Award each fiscal year since 1985 and for the first year the City received the Award for Outstanding Achievement in Popular Annual Financial Reporting (PAFR).

This report could not have been prepared without the dedicated service of all employees in the Finance Department and the support of the other City departments. Sincere appreciation is expressed to all for their efforts.



Lee R. Feldman, ICMA-CM
City Manager



Kirk W. Buffington, CPRQ, C.P.M., MBA
Director of Finance



Linda A. Logan-Short, CGFO, CPM
Chief Financial Officer/
Deputy Director of Finance



Government Finance Officers Association

**Certificate of
Achievement
for Excellence
in Financial
Reporting**

Presented to

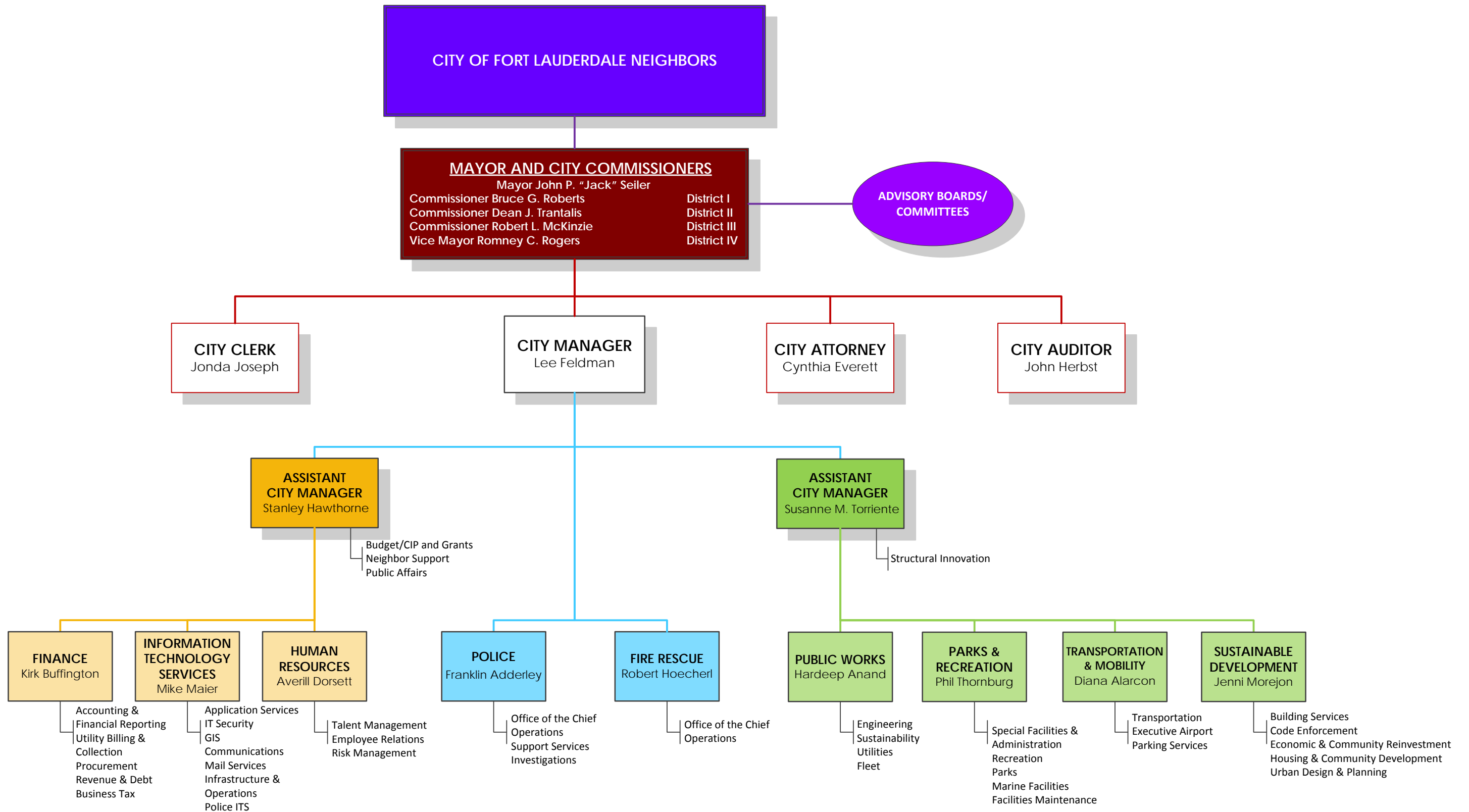
**City of Fort Lauderdale
Florida**

For its Comprehensive Annual
Financial Report
for the Fiscal Year Ended

September 30, 2013

Executive Director/CEO

CITY OF FORT LAUDERDALE | ORGANIZATIONAL CHART





THIS PAGE INTENTIONALLY LEFT BLANK

INDEPENDENT AUDITOR'S REPORT

To the Honorable Mayor,
City Commission and City Manager
City of Fort Lauderdale, Florida
Fort Lauderdale, Florida

Report on the Financial Statements

We have audited the accompanying financial statements of the governmental activities, the business-type activities, the discretely presented component unit, each major fund, and the aggregate remaining fund information of the City of Fort Lauderdale, Florida (the "City"), as of and for the year ended September 30, 2014, and the related notes to the financial statements, which collectively comprise the City's basic financial statements as listed in the table of contents.

Management's Responsibility for the Financial Statements

Management is responsible for the preparation and fair presentation of these financial statements in accordance with accounting principles generally accepted in the United States of America; this includes the design, implementation, and maintenance of internal control relevant to the preparation and fair presentation of financial statements that are free from material misstatement, whether due to fraud or error.

Auditor's Responsibility

Our responsibility is to express opinions on these financial statements based on our audit. We did not audit the financial statements of the City of Fort Lauderdale General Employees' Retirement System and the City of Fort Lauderdale Police and Fire Retirement System (the "Systems"), which represent 33 percent, 35 percent, and 22 percent; and 44 percent, 46 percent, and 25 percent, respectively, of the assets, net position/fund balances, and revenues/additions of the financial statements of the aggregate remaining fund information of the City. Those statements were audited by other auditors whose reports have been furnished to us, and our opinion, insofar as it relates to the amounts included for the Systems, is based solely on the reports of the other auditors. We conducted our audit in accordance with auditing standards generally accepted in the United States of America and the standards applicable to financial audits contained in *Government Auditing Standards*, issued by the Comptroller General of the United States. Those standards require that we plan and perform the audit to obtain reasonable assurance about whether the financial statements are free from material misstatement.

An audit involves performing procedures to obtain audit evidence about the amounts and disclosures in the financial statements. The procedures selected depend on the auditor's judgment, including the assessment of the risks of material misstatement of the financial statements, whether due to fraud or error. In making those risk assessments, the auditor considers internal control relevant to the entity's preparation and fair presentation of the financial statements in order to design audit procedures that are appropriate in the circumstances, but not for the purpose of expressing an opinion on the effectiveness of the entity's internal control. Accordingly, we express no such opinion. An audit also includes evaluating the appropriateness of accounting policies used and the reasonableness of significant accounting estimates made by management, as well as evaluating the overall presentation of the financial statements.

We believe that the audit evidence we have obtained is sufficient and appropriate to provide a basis for our audit opinions.

Opinions

In our opinion, based on our audit and the reports of other auditors, the financial statements referred to above present fairly, in all material respects, the respective financial position of the governmental activities, the business-type activities, the discretely presented component unit, each major fund, and the aggregate remaining fund information of the City as of September 30, 2014, and the respective changes in financial position and, where applicable, cash flows thereof for the year then ended in accordance with accounting principles generally accepted in the United States of America.

Emphasis of Matter

As discussed in Note 20 to the basic financial statements, beginning net position/fund balance of the Pension and OPEB Trust Funds, governmental activities and general fund have been restated to correct a misstatement of the City of Fort Lauderdale Police & Firefighters' Retirement System and Supplemental Share Plan. Our opinion is not modified with respect to this matter.

Other Matters

Required Supplementary Information

Accounting principles generally accepted in the United States of America require that management's discussion and analysis, the budgetary comparison schedule and the schedules of funding progress on pages 5-16, 79-81 and 82-83, respectively, be presented to supplement the basic financial statements. Such information, although not a part of the basic financial statements, is required by the Governmental Accounting Standards Board who considers it to be an essential part of financial reporting for placing the basic financial statements in an appropriate operational, economic, or historical context. We and other auditors have applied certain limited procedures to the required supplementary information in accordance with auditing standards generally accepted in the United States of America, which consisted of inquiries of management about the methods of preparing the information and comparing the information for consistency with management's responses to our inquiries, the basic financial statements, and other knowledge we obtained during our audit of the basic financial statements. We do not express an opinion or provide any assurance on the information because the limited procedures do not provide us with sufficient evidence to express an opinion or provide any assurance.

Supplementary Information

Our audit was conducted for the purpose of forming opinions on the financial statements that collectively comprise the City's basic financial statements. The combining fund financial statements; the schedule of expenditures of federal awards and state financial assistance, as required by Office of Management and Budget Circular A-133, *Audits of States, Local Governments, and Non-Profit Organizations*, and Chapter 10.550, *Rules of the Auditor General*; the introductory and statistical sections and the other financial information are presented for purposes of additional analysis and are not a required part of the basic financial statements.

The combining fund financial statements, other financial information and the schedule of expenditures of federal awards and state financial assistance, as required by Office of Management and Budget Circular

A-133, *Audits of States, Local Governments, and Non-Profit Organizations*, and Chapter 10.550, *Rules of the Auditor General*, are the responsibility of management and were derived from and relate directly to the underlying accounting and other records used to prepare the financial statements. Such information has been subjected to the auditing procedures applied in the audit of the financial statements and certain additional procedures, including comparing and reconciling such information directly to the underlying accounting and other records used to prepare the basic financial statements or to the basic financial statements themselves, and other additional procedures in accordance with auditing standards generally accepted in the United States of America by us and other auditors. In our opinion, based on our audit, the procedures performed as described above, and the report of other auditors, combining fund financial statements, other financial information, and the schedule of expenditures of federal awards and state financial assistance, as required by Office of Management and Budget Circular A-133, *Audits of States, Local Governments, and Non-Profit Organizations*, and Chapter 10.550, *Rules of the Auditor General*, are fairly stated, in all material respects, in relation to the basic financial statements as a whole.

The introductory and statistical sections have not been subjected to the auditing procedures applied in the audit of the basic financial statements, and accordingly, we do not express an opinion or provide any assurance on them.

Report on Other Legal and Regulatory Requirements

In accordance with *Government Auditing Standards*, we have also issued our report dated March 30, 2015 on our consideration of the City's internal control over financial reporting and on our tests of its compliance with certain provisions of laws, regulations, contracts, and grant agreements and other matters. The purpose of that report is to describe the scope of our testing of internal control over financial reporting and compliance and the results of that testing, and not to provide an opinion on internal control over financial reporting or on compliance. That report is an integral part of an audit performed in accordance with *Government Auditing Standards* in considering City's internal control over financial reporting and compliance.



Crowe Horwath LLP

Fort Lauderdale, Florida
March 30, 2015



THIS PAGE INTENTIONALLY LEFT BLANK

CITY OF FORT LAUDERDALE, FLORIDA

MANAGEMENT'S DISCUSSION AND ANALYSIS (Unaudited)
September 30, 2014

The Management's Discussion and Analysis section is intended to provide readers of this report with a general overview of the financial activities of the City of Fort Lauderdale (City) during fiscal year (FY) 2014. We encourage readers to consider the information presented here in conjunction with the transmittal letter at the beginning of this report, as well as the financial statements and notes to financial statements, which follow.

Financial Highlights

- The City's total assets and deferred outflows of resources exceeded its liabilities at September 30, 2014 by \$1.090 billion (net position). Of this amount, \$421.2 million was from governmental activities and \$669.1 million was from business-type activities.
- The City's revenues for governmental activities, excluding transfers, totaled \$346.5 million, a 6.4% or \$21.0 million increase from FY2013. Charges for services increased by \$13.7 million and franchise fees increased by \$6.6 million. Expenses for governmental activities decreased by \$34.9 million or 10.5% to \$297.5 million. Public safety, physical environment and culture and recreation expenses decreased by \$18.1 million, \$7.7 million and \$6.5 million, respectively.
- Revenues related to business-type activities decreased by \$802,865 to \$169.1 million and expenses, excluding transfers, decreased by \$9.1 million to \$162.9 million.
- The General Fund's fund balance increased by \$5.2 million to \$53.6 million due primarily to the increase in Franchise Fees collections and decreases in General Government and Public Safety expenditures. The unassigned fund balance increased from \$39.7 million in FY2013 to \$50.8 million in FY2014. The increase is due primarily to the reclassifications of \$4.0 million of assigned fund balance that was previously set aside for OPEB and \$3.1 million from nonspendable fund balance that was a result of the prepayment in FY2012 to the Police and Firefighters' Retirement System.
- The City's long-term debt decreased by \$35.4 million net of retirements, unamortized premiums and discounts to \$802.4 million; this reduction resulted from the City not acquiring additional debt and the reduction of current debt through annual debt payments.

Overview of Financial Statements

The basic financial statements are comprised of government-wide statements that offer a broad overview of financial activity, and more specific fund statements that present more detailed information.

Government-wide Statements (pages 18 through 21) include the statement of net position and statement of activities. They provide a broad overview of the City as a whole similar to private sector financial statements. The *statement of net position* shows the total assets and deferred outflows and liabilities and deferred inflows for the City with the difference being net position. The *statement of activities* provides a breakdown of revenues and expenses by function. Functions generally supported by taxes and intergovernmental revenues such as police, fire-rescue, parks and recreation, and public works are considered governmental activities. Those functions that are primarily funded through user fees and charges are identified as business-type activities. In Fort Lauderdale, these activities include water and sewer, sanitation, the parking system, the Fort Lauderdale Executive Airport (FXE), and stormwater.

CITY OF FORT LAUDERDALE, FLORIDA

MANAGEMENT'S DISCUSSION AND ANALYSIS (Unaudited)
September 30, 2014

The government-wide statements include two component units. The financial information of the City's Community Redevelopment Agency (CRA) is blended within the primary government. The Sunrise Key Safe Neighborhood District (SK) is discretely presented on the *statement of activities* and *statement of net position*. Refer to the Summary of Significant Accounting Policies for additional information on individual component units. Fiduciary funds, which include pension and agency funds are not included as part of the primary government because those resources are not available for use on City activities. Details of the fiduciary funds are provided in the fund statements.

Fund Financial Statements are found on pages 22 through 33. The City uses fund accounting to track the sources and uses of resources for specific purposes. The City categorizes funds into three basic fund types: governmental funds, proprietary funds, and fiduciary funds.

Governmental Funds (beginning on page 22) are used to account for essentially the same functions reported as governmental activities in the government-wide statements. However, unlike the previous statements, governmental fund financial statements focus on near-term inflows and outflows of spendable resources, as well as on balances of spendable resources available at the end of the fiscal year. Such information may be useful in evaluating a government's near-term financing requirements.

Since the focus of governmental funds is narrower than that of the government-wide financial statements, it is useful to compare the information presented for governmental funds with similar information presented for governmental activities in the government-wide financial statements. This comparison highlights the long-term impact of the City's near term financial decisions. Both the *governmental fund balance sheet* and the *governmental fund statement of revenues, expenditures, and changes in fund balances* offer a reconciliation to assist with this comparison.

The City maintains 21 individual governmental funds. Of this number, only the General Fund is considered a major fund and thus is reflected separately in the fund financial statements. All the other governmental funds are combined for presentation purposes as nonmajor funds.

Proprietary Funds (beginning on page 26) are comprised of two different categories. Enterprise funds include business-type activities such as water and sewer, sanitation, the parking system, the executive airport, and stormwater. Internal service funds include vehicle rental, central services (information technology, telecommunications, and printing services), and insurance services. The latter functions provide support to internal City departments rather than services to the public. Enterprise funds are also reported as either major or nonmajor funds depending upon the significance of their financial activity.

Fiduciary Funds (beginning on page 32), which are not included in the government-wide statements, are presented in this section and include the City's Police and Fire Retirement System, the General Employees Retirement System and the Other Post-Employment Benefits Fund as well as the financial activity of the Arts and Science District Garage.

Notes to Financial Statements (beginning on page 35) are integral to a complete understanding of both the government-wide and fund financial statements. They provide additional explanation of the amounts shown in the various statements.

CITY OF FORT LAUDERDALE, FLORIDA

MANAGEMENT'S DISCUSSION AND ANALYSIS (Unaudited)
September 30, 2014

Other Information

This report also includes required supplementary information related to employee pension obligation, other post-employment benefits, and the budgetary comparison schedules for major governmental funds. The combining statements and other financial information, in connection with nonmajor governmental and enterprise funds, internal service funds, fiduciary funds and nonmajor component units are presented following the required supplementary information.

Additional statistical information is presented to give report users a better historical perspective and assist in assessing current financial status and trends of the governmental unit. Economic data is presented to allow a broader understanding of the economic and social environment in which the City government operates.

Government-wide Financial Analysis

The table below summarizes the City's net position as of September 30, 2014 and 2013.

City of Fort Lauderdale, Florida Net Position (in thousands of \$)

	Governmental Activities		Business-type Activities		Total		Increase/(Decrease)	
	2014	2013	2014	2013	2014	2013	Amount	Percent
Assets and Deferred Outflows								
Current and Other Assets	\$ 626,165	\$ 594,182	\$ 245,906	\$ 250,159	\$ 872,071	\$ 844,341	\$ 27,730	3.28%
Capital Assets (Net)	275,331	275,317	889,056	893,629	1,164,387	1,168,946	(4,559)	-0.39%
Deferred Outflows	159	33	2,777	3,075	2,936	3,108	(172)	-5.55%
Total Assets and Deferred Outflows	901,655	869,532	1,137,739	1,146,863	2,039,394	2,016,395	22,999	1.14%
Liabilities								
Current and Other Liabilities	76,429	68,290	35,970	33,161	112,399	101,451	10,948	10.79%
Long-Term Liabilities	404,043	430,308	432,707	449,541	836,750	879,849	(43,099)	-4.90%
Total Liabilities	480,472	498,598	468,677	482,702	949,149	981,300	(32,151)	-3.28%
Net Position								
Net Investment in Capital Assets	231,859	229,209	450,946	457,765	682,805	686,974	(4,169)	-0.61%
Restricted	121,536	112,607	47,597	41,523	169,133	154,130	15,003	9.73%
Unrestricted	67,789	29,118	170,519	164,873	238,308	193,991	44,317	22.84%
Total Net Position	\$ 421,184	\$ 370,934	\$ 669,062	\$ 664,161	\$ 1,090,246	\$ 1,035,095	\$ 55,151	5.33%

* FY2013 as restated due to a correction for pension contribution

The City's investment in capital assets (land, buildings, improvements, infrastructure and equipment) net of the related debt outstanding used to acquire those assets of \$682.8 million represents 62.6% of its net position. These capital assets are used to provide services to City of Fort Lauderdale neighbors and are not available for future spending. The resources needed to repay the debt incurred to acquire these assets will come from future revenues.

CITY OF FORT LAUDERDALE, FLORIDA

MANAGEMENT'S DISCUSSION AND ANALYSIS (Unaudited) September 30, 2014

An additional portion of net position (15.4%) represents resources subject to external restrictions (\$168.0 million). The remaining balance of \$239.4 million is unrestricted and may be used to meet the City's ongoing obligations. The unrestricted amount is \$45.4 million higher than at the end of FY2013 and the reasons for the overall increase are discussed in the sections for governmental activities and business-type activities.

At the end of the current fiscal year, the City is able to report positive balances in all reported categories of net position, both for the government as a whole, as well as for its separate governmental and business-type activities. The same situation held true for the prior fiscal year.

Total net position increased by \$55.2 million. The following table summarizes changes in net position for governmental and business-type activities for the past two fiscal years.

City of Fort Lauderdale, Florida Changes in Net Position (in thousands of \$)

	Governmental Activities		Business-type Activities		Total		Increase/(Decrease)	
	2014	2013	2014	2013	2014	2013	Amount	Percent
Revenues								
Program Revenues								
Charges for Services	\$ 128,487	\$ 114,789	\$ 160,513	\$ 165,778	\$ 289,000	\$ 280,567	\$ 8,433	3.01%
Operating Grants and Contributions	26,685	29,449	-	306	26,685	29,755	(3,070)	-10.32%
Capital Grants and Contributions	3,524	6,006	6,191	3,111	9,715	9,117	598	6.57%
General Revenues								
Property Taxes	102,025	98,984	-	-	102,025	98,984	3,041	3.07%
Other Taxes	64,353	57,614	-	-	64,353	57,614	6,739	11.70%
Other	21,390	18,649	2,406	718	23,796	19,367	4,429	22.87%
Total Revenues	346,464	325,491	169,110	169,913	515,574	495,404	20,170	3.91%
Expenses								
General Government	47,638	53,454	-	-	47,638	53,454	(5,816)	-10.88%
Public Safety	168,967	187,114	-	-	168,967	187,114	(18,147)	-9.70%
Physical Environment	6,506	14,237	139,893	147,123	146,399	161,360	(14,961)	-9.27%
Transportation	9,613	6,124	23,027	24,865	32,640	30,989	1,651	5.33%
Economic Environment	16,892	20,163	-	-	16,892	20,163	(3,271)	-16.22%
Culture/Recreation	32,492	39,033	-	-	32,492	39,033	(6,541)	-16.76%
Interest on Long-Term Debt	15,395	12,238	-	-	15,395	12,238	3,157	25.80%
Total Expenses	297,503	332,363	162,920	171,988	460,423	504,351	(43,928)	-8.71%
Change in Net Position before transfers	48,961	(6,872)	6,190	(2,075)	55,151	(8,947)	64,098	-716.45%
Transfers	1,289	(5,092)	(1,289)	5,092	-	-	-	0.00%
Change in Net Position	50,250	(11,964)	4,901	3,017	55,151	(8,947)	64,098	-716.45%
Beginning Net Position	370,934	382,898	664,161	661,144	1,035,095	1,044,042	(8,947)	-0.86%
Ending Net Position	\$ 421,184	\$ 370,934	\$ 669,062	\$ 664,161	\$ 1,090,246	\$ 1,035,095	\$ 55,151	5.33%

* FY2013 as restated due to a correction for pension contribution

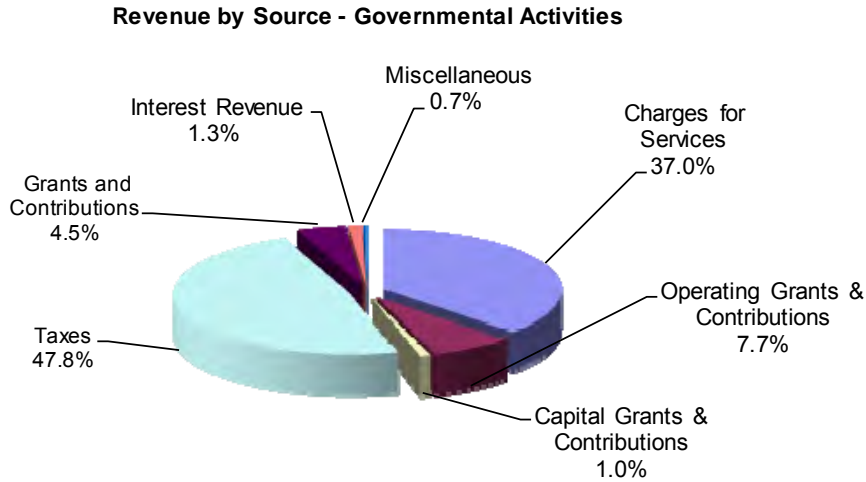
The governmental activities net position showed an increase of \$50.2 million. Total revenues from governmental activities increased by \$21.0 million compared to FY2013. Although the property tax levy millage rate was not increased for the seventh consecutive year, there was a \$3.0 million increase in property tax revenues resulting from a 3.1% increase in property values. Charges for services increased by \$13.7 million, while grants and contributions decreased by \$5.2 million.

CITY OF FORT LAUDERDALE, FLORIDA

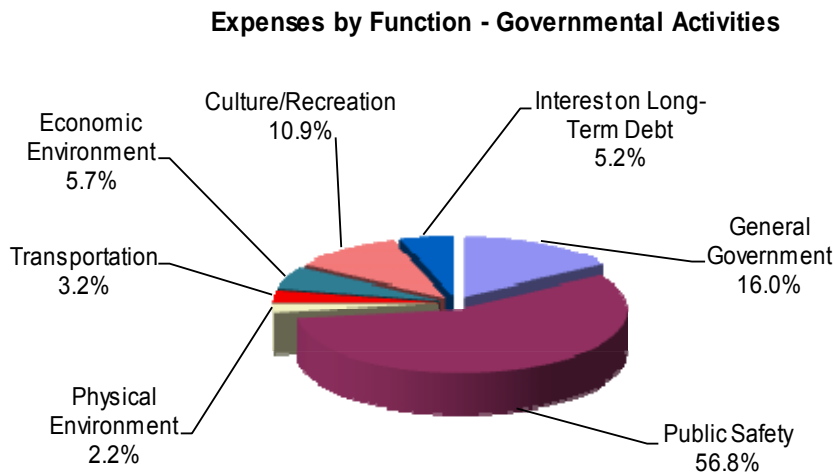
MANAGEMENT'S DISCUSSION AND ANALYSIS (Unaudited)
September 30, 2014

Expenses for governmental activities decreased by 10.5% or \$34.9 million. Public safety and physical environment reported the highest reductions with \$18.1 million and \$7.7 million, respectively.

As the following chart of revenues from governmental activities (by source) shows, property and other taxes provided 47.8% of the revenues used to fund governmental functions. Charges for services, such as parks and recreation programs and fire suppression special assessment comprised 37.0% of total revenues.



Expenses for governmental activities (by function) are provided in the following chart. Public safety, comprised of police, fire-rescue, and code enforcement services, had the highest allocation, accounting for 56.8% of all resources. General government and culture and recreation expenses accounted for 16.0% and 10.9%, respectively.



CITY OF FORT LAUDERDALE, FLORIDA

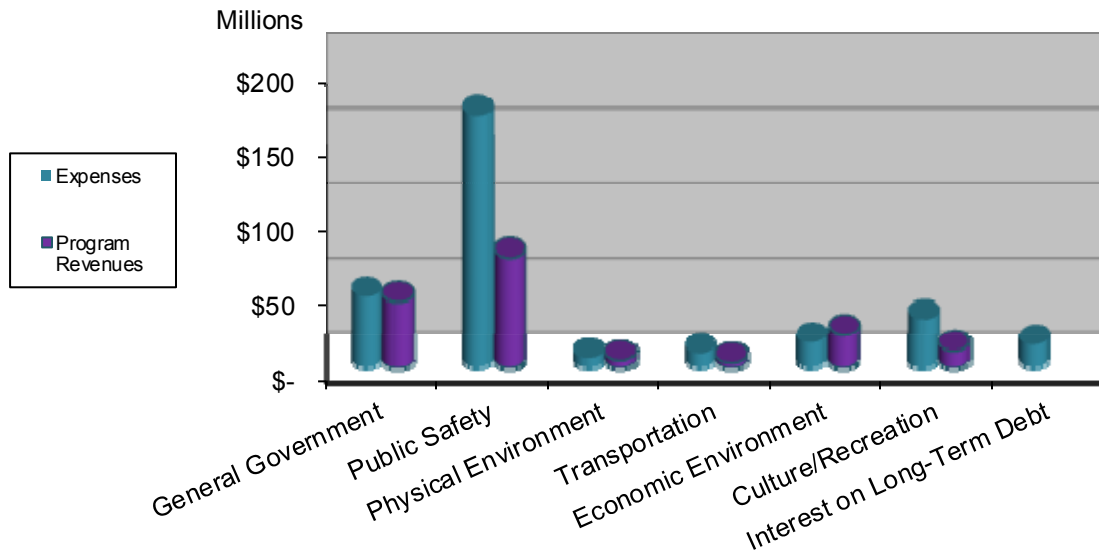
MANAGEMENT'S DISCUSSION AND ANALYSIS (Unaudited)
September 30, 2014

The following tables show the components of program and general revenues as percentage of total for governmental activities:

Expenses and Program Revenues – Governmental Activities

Functions/Programs	Expenses	% of Total	Program Revenues	% of Total	Net (Expense) Revenue
General Government	\$ 47,638,285	16.0%	\$ 44,171,943	27.8%	\$ (3,466,342)
Public Safety	168,966,981	56.8%	73,684,136	46.4%	(95,282,845)
Physical Environment	6,506,045	2.2%	4,680,615	2.9%	(1,825,430)
Transportation	9,613,093	3.2%	3,186,531	2.0%	(6,426,562)
Economic Environment	16,892,110	5.7%	21,894,846	13.8%	5,002,736
Culture/Recreation	32,492,486	10.9%	11,077,671	7.0%	(21,414,815)
Interest on Long-Term Debt	15,395,203	5.2%	-	0.0%	(15,395,203)
	\$ 297,504,203	100%	\$ 158,695,742	100%	\$ (138,808,461)

Expenses and Program Revenues - Governmental Activities

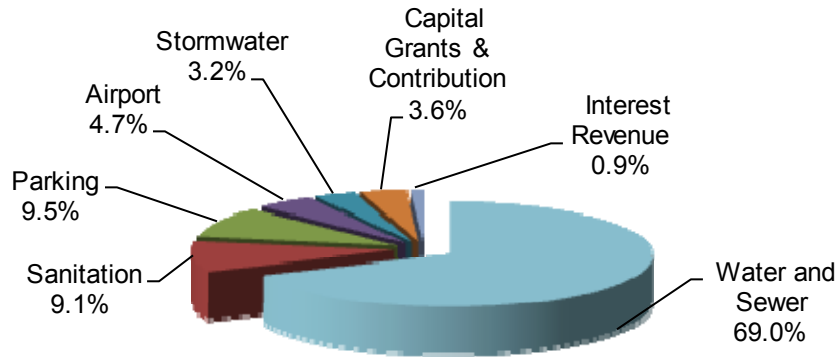


CITY OF FORT LAUDERDALE, FLORIDA

MANAGEMENT'S DISCUSSION AND ANALYSIS (Unaudited)
September 30, 2014

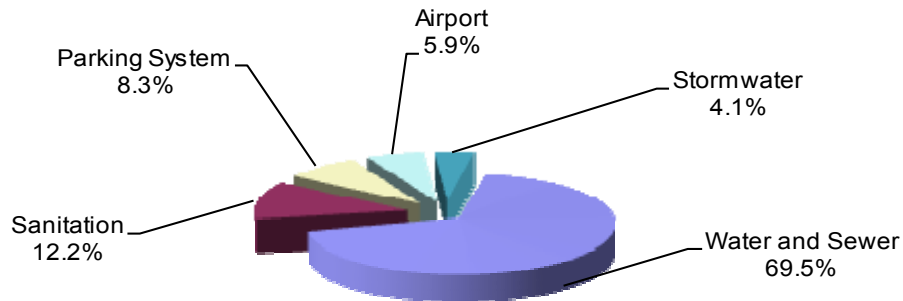
For the business-type activities, net position showed an increase of \$4.9 million or 0.7%. Total revenues for these activities decreased by \$802,865 or 0.5%. Charges for services decreased by a total of \$5.3 million, of which sanitation decreased by \$7.8 million, while parking operations and water and sewer increased by \$1.5 million and \$775,028, respectively.

Revenue by Source - Business-type Activities



The total expenses for business-type activities decreased by \$9.1 million or 5.3%. Physical environment expenses decreased by \$7.2 million or 4.9% and transportation expenses decreased by \$1.8 million or 7.4%.

Expenses by Program - Business-type Activities



CITY OF FORT LAUDERDALE, FLORIDA

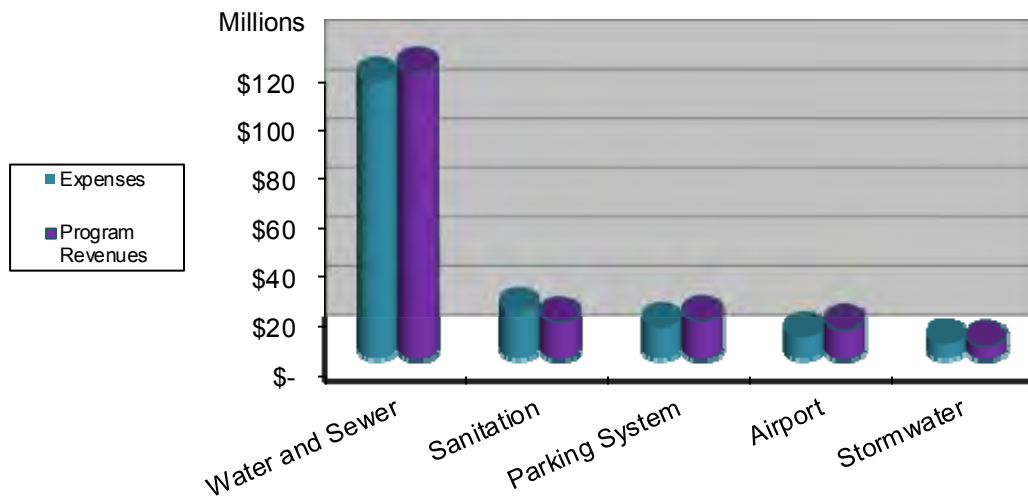
MANAGEMENT'S DISCUSSION AND ANALYSIS (Unaudited)
September 30, 2014

The following tables show the components of program revenues as a percentage of the total for business-type activities:

Expenses and Program Revenues – Business-type Activities

Functions/Programs	Expenses	% of Total	Program Revenues	% of Total	Net (Expense) Revenue
Water and Sewer	\$ 113,328,841	69.5%	\$117,152,327	70.3%	\$ 3,823,486
Sanitation	19,865,246	12.2%	15,447,550	9.3%	(4,417,696)
Parking System	13,460,653	8.3%	15,989,047	9.5%	2,528,394
Airport	9,565,904	5.9%	12,504,471	7.5%	2,938,567
Stormwater	6,699,394	4.1%	5,610,624	3.4%	(1,088,770)
	\$ 162,920,038	99.9%	\$166,704,019	100.0%	\$ 3,783,981

Expenses and Program Revenues - Business-type Activities



Financial Analysis of the Government's Funds

The fund financial statements for *governmental funds* provide information on the near-term inflows, outflows, and balances of spendable resources. Such information is useful in assessing the City of Fort Lauderdale's financing requirements. In particular, the unassigned fund balance is a useful indicator of the City's net resources available for spending at the end of the fiscal year.

The General Fund balance at September 30, 2014 was \$53.6 million, an increase of \$5.2 million from the prior year balance of \$48.4 million. Approximately 94.7% of FY2014 fund balance (\$50.8 million) represents the unassigned fund balance, which is available for spending at the government's discretion.

CITY OF FORT LAUDERDALE, FLORIDA

MANAGEMENT'S DISCUSSION AND ANALYSIS (Unaudited)
September 30, 2014

General Fund revenues for FY2014 totaled \$289.8 million or 9.0%, a \$23.9 million increase from FY2013. The increase is mainly attributed to an increase of \$12.6 in fire assessment fees, which is necessary to support fire-suppression activities. Property taxes levied for operations increased \$3.0 million and franchise fees increased by \$6.6 million, which is due to the reallocation of private collectors fees to the General Fund previously accounted for in the Sanitation fund.

Total General Fund expenditures decreased by \$6.9 million from \$255.8 million in FY2013 to \$248.9 million in FY2014. This decrease is mainly attributed to a change in the plan year for the Police and Firefighters' Retirement System in FY2013, resulting in a one-time contribution for the short plan year.

The governmental funds ended the year with \$210.9 million in fund balance, which is a 5.4% decrease from FY2013. The combined fund balances of the nonmajor governmental funds increased by \$29.9 million or 23.5% to \$157.2 million. This increase is primarily attributed the inclusion of the Special Obligation Bonds fund with the nonmajor governmental funds in the amount of \$14.3 million. General capital projects increased by \$8.5 million and Community Redevelopment Agency Project funds increased by \$5.9 million, due to transfers to fund improvement and maintenance projects.

The City's *proprietary funds* are presented in more detail in the proprietary fund statements but represent the same activities reflected in the business-type activities. Proprietary funds include both the enterprise and internal service funds. Net position of the Water and Sewer Fund increased by \$2.4 million to \$514.8 million with total enterprise net position increasing by \$3.3 million to \$660.8 million in FY2014. Water and Sewer Fund operating income increased by \$4.8 million compared to FY2013, while the total enterprise operating income decreased by \$2.5 million from \$12.5 million in FY2013 to \$10.0 million in FY2014, a 20.0% decrease. The Sanitation fund operating loss of \$4.6 million in FY2014 is primarily due to the reallocation of private collectors fees to the General Fund. The Parking System fund had a net operating income of \$2.3 million, while the Airport and the Stormwater funds had net operating losses of \$1.7 million and \$1.2 million, respectively.

At September 30, 2014, the Insurance fund had a net position balance of \$6.1 million, an increase from \$2.9 million in FY2013. The change is mostly attributed to the change in health insurance plans and the effects of the employee city clinic had in the claims. In FY2014, the Vehicle Rental fund's net position balance of \$23.9 million increased by 3.4% from \$23.1 million in FY2013.

General Fund Budgetary Highlights

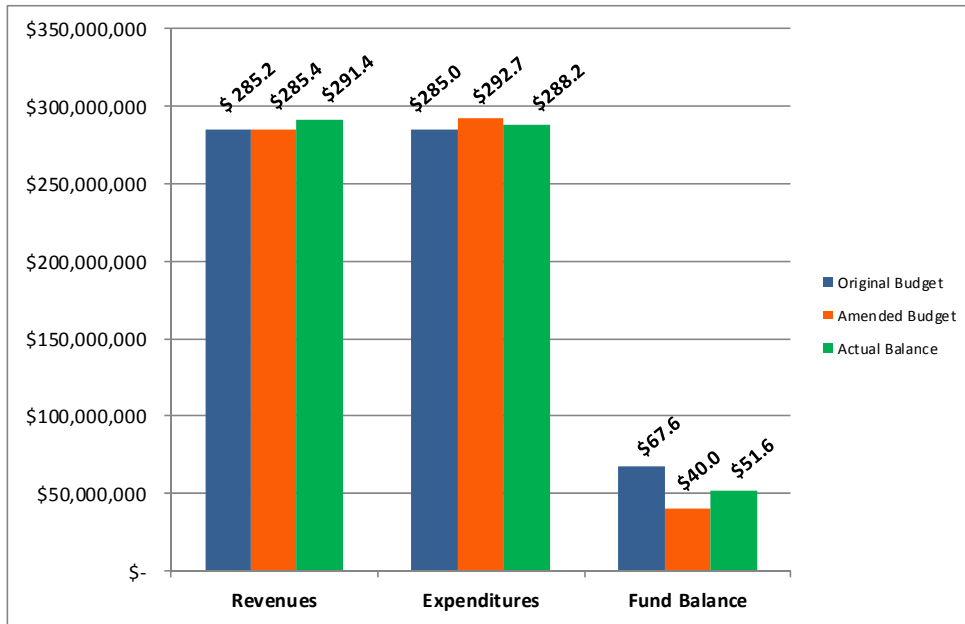
Actual General Fund revenues for FY2014 were higher than the final FY2014 budget by \$5.9 million. The majority of FY2014 positive variance was accounted for in taxes and intergovernmental revenues in the amount of \$4.6 million. The loss of \$1.3 million in fines and forfeitures were attributed to a reduction in red light ticket fines. An underestimation of miscellaneous revenues resulted in a \$2.5 million positive variance.

CITY OF FORT LAUDERDALE, FLORIDA

MANAGEMENT'S DISCUSSION AND ANALYSIS (Unaudited)
September 30, 2014

Total expenditures of \$250.9 million (including encumbrances of \$2.1 million) were \$4.2 million lower than the final FY2014 Budget. This decrease is mainly attributed to services and materials costs that were \$2.8 million lower than budgeted. Of those, \$795,382 and \$780,337 respectively, were not used for utility expenses and other services. Salary and employee benefits savings amounted to another \$1.6 million resulting from unfilled vacancies in multiple departments.

**City of Fort Lauderdale, Florida
FY2014 General Fund Budgetary Comparison**



Capital Assets

The City's investment in capital assets, net of accumulated depreciation, for governmental and business-type activities is shown in the following table. Capital asset balances for governmental activities increased by \$14,172 in FY2014.

CITY OF FORT LAUDERDALE, FLORIDA

MANAGEMENT'S DISCUSSION AND ANALYSIS (Unaudited)
September 30, 2014

Capital asset balances of the business-type activities decreased by \$4.6 million. Additional information about the City's capital assets can be found in Note 8 to these financial statements.

City of Fort Lauderdale, Florida Capital Assets (in thousands of \$)

	Governmental Activities		Business-type Activities		Total		Increase/(Decrease)	
	2014	2013	2014	2013	2014	2013	Amount	Percent
Land	\$ 67,321	\$ 64,772	\$ 32,156	\$ 32,156	\$ 99,477	\$ 96,928	\$ 2,549	2.63%
Construction in Progress	19,543	22,238	42,517	30,886	62,060	53,124	8,936	16.82%
Buildings	155,712	153,249	270,630	269,758	426,342	423,007	3,335	0.79%
Improvements	97,257	115,479	857,395	850,534	954,652	966,013	(11,361)	-1.18%
Machinery, Equipment and Vehicles	102,543	98,279	39,499	37,001	142,042	135,280	6,762	5.00%
Infrastructure	43,732	20,138	-	-	43,732	20,138	23,594	117.16%
	486,108	474,155	1,242,197	1,220,335	1,728,305	1,694,490	33,815	2.00%
Less: Accumulated Depreciation	(210,778)	(198,838)	(353,140)	(326,705)	(563,918)	(525,543)	(38,375)	7.30%
Capital Assets, net	\$ 275,330	\$ 275,317	\$ 889,057	\$ 893,630	\$ 1,164,387	\$ 1,168,947	\$ (4,560)	-0.39%

Debt Administration

At the end of the current fiscal year, the City of Fort Lauderdale had a total bonded debt outstanding of \$707.6 million. Of this amount, \$41.9 million is backed by the full faith and credit of the government and \$306.2 million is pension related debt for which the City has pledge non-ad valorem revenues. The remainder of the City's long term obligations comprises of bonds and loans secured by the water and sewer net operating revenues.

The City's total debt decreased by \$35.4 million, (-4.2%) during the current fiscal year. In the governmental activities and business-type activities, there was no new debt issued. Principal retirements for governmental activities and business-type activities totaled \$21.0 million and \$14.3 million, respectively. Additional information about the City's long-term debt can be found in Note 11 to these financial statements.

City of Fort Lauderdale, Florida Outstanding Debt * (in thousands of \$)

	Governmental Activities		Business-type Activities		Total		Increase/(Decrease)	
	2014	2013	2014	2013	2014	2013	Amount	Percent
General Obligation Bonds	\$ 41,930	\$ 45,130	\$ -	\$ -	\$ 41,930	\$ 45,130	\$ (3,200)	-7.09%
Special Obligation Bonds	306,205	321,275	-	-	306,205	321,275	(15,070)	-4.69%
Revenue Bonds	-	-	359,420	369,010	359,420	369,010	(9,590)	-2.60%
Loans Payables	23,024	25,764	71,853	76,607	94,877	102,371	(7,494)	-7.32%
	\$ 371,159	\$ 392,169	\$ 431,273	\$ 445,617	\$ 802,432	\$ 837,786	\$ (35,354)	-4.22%

* Excludes unamortized bond premiums, discounts, and other liabilities such as estimated insurance claims, compensated absences, Net OPEB obligations, and land-fill post closure costs.

CITY OF FORT LAUDERDALE, FLORIDA

MANAGEMENT'S DISCUSSION AND ANALYSIS (Unaudited)
September 30, 2014

Economic Factors and Next Year's Budget and Rates

The State of Florida, by its Constitution, does not have a state personal income tax and therefore operates primarily using sales, gasoline and corporate income taxes. Local governments (cities, counties and school boards) rely on property and a limited array of permitted other taxes (sales, gasoline, and utilities) and fees (franchise, business tax receipts) for their governmental activities. For the business-type and certain governmental activities (construction services and recreational programs), the user pays a related fee or charge associated with the service.

The adopted operating budget for expenditures for FY2015 is \$575.8 million which is 4.5% higher than the FY2014 adopted budget, which does not include transfers. The General Fund expenditure budget for FY2015 is \$255.8 million which is 3.1% higher than FY2014. The FY2015 General Fund Adopted Budget is structurally balanced and does not include the use of fund balance. It is anticipated that by the end of FY2015, the General Fund will have an available fund balance of \$57.5 million, which includes \$890,000 committed to other uses, and a \$4.5 million budget stabilization reserve set up in FY2013. During FY2014, \$5.0 million of fund balance was transferred out to an OPEB Trust Fund. In FY2015, the operating millage rate of 4.1193 remains unchanged for the eighth consecutive year and equates to a 5.9% increase in revenues as a result of an increase in property values.

The adopted FY2015 General Fund budget addresses key priorities established by the City Commission to meet the challenges of current economic conditions, including no increase in the millage rate, maintaining adequate reserve funds, and no reductions in vital City services.

Requests for Information

This financial report is designed to provide a general overview of the City of Fort Lauderdale's finances. Questions concerning any of the information provided in this report or requests for additional financial information should be addressed to the Chief Financial Officer, City of Fort Lauderdale, 100 North Andrews Avenue, Fort Lauderdale, Florida 33301, or she may be contacted at llogan-short@fortlauderdale.gov or (954) 828-5144.

***BASIC FINANCIAL
STATEMENTS***

CITY OF FORT LAUDERDALE, FLORIDA

BASIC FINANCIAL STATEMENTS

STATEMENT OF NET POSITION
September 30, 2014

	Primary Government			Component
	Governmental Activities	Business-type Activities	Total	Unit Sunrise Key
ASSETS				
Cash and Cash Equivalents	\$ 229,289,903	\$ 160,206,659	\$ 389,496,562	\$ 112,610
Investments	49,377,593	-	49,377,593	-
Restricted Assets:				
Cash and Cash Equivalents	-	35,119,741	35,119,741	-
Investments	-	21,749,014	21,749,014	-
Accounts Receivable (Net)	11,250,063	16,208,853	27,458,916	-
Accrued Interest Receivable	95,654	-	95,654	-
Internal Balances	(8,289,080)	8,289,080	-	-
Due from Fiduciary Funds	3,123,154	-	3,123,154	-
Due from Other Governments	10,072,087	2,411,596	12,483,683	-
Inventories	10,021,561	1,135,574	11,157,135	-
Net Pension Asset	320,972,726	-	320,972,726	-
Investment in Joint Venture	-	785,452	785,452	-
Deposits	251,280	-	251,280	-
Capital Assets Not Being Depreciated				
Land	67,321,192	32,155,535	99,476,727	-
Construction in Progress	19,542,556	42,517,042	62,059,598	-
Capital Assets, Net of Accumulated Depreciation				
Buildings	94,759,243	167,990,463	262,749,706	-
Improvements	34,530,903	637,167,475	671,698,378	-
Infrastructure	36,583,450	-	36,583,450	-
Machinery, Equipment and Vehicles	22,593,766	9,225,845	31,819,611	-
Total Assets	901,496,051	1,134,962,329	2,036,458,380	112,610
DEFERRED OUTFLOWS OF RESOURCES				
Deferred Loss on Refunding Amount	15,839	2,776,725	2,792,564	-
Accumulated Decrease in Fair Value of Derivative Instruments	142,779	-	142,779	-
Total Deferred Outflows of Resources	158,618	2,776,725	2,935,343	-

Continued

CITY OF FORT LAUDERDALE, FLORIDA

BASIC FINANCIAL STATEMENTS

STATEMENT OF NET POSITION - Continued
September 30, 2014

	Primary Government			Component
	Governmental Activities	Business-type Activities	Total	Unit Sunrise Key
LIABILITIES				
Accounts Payable	\$ 11,696,597	\$ 8,345,880	\$ 20,042,477	\$ 5,284
Accrued Liabilities	7,123,768	1,423,766	8,547,534	-
Due to Other Governments	10,658,355	-	10,658,355	-
Due to Fiduciary Funds	4,181,214	-	4,181,214	-
Derivative Instruments	142,779	-	142,779	-
Deposits	3,293,295	965,116	4,258,411	-
Unearned Revenues	2,300,621	268,400	2,569,021	-
Liabilities Payable from Restricted Assets:				
Accounts Payable	-	67,719	67,719	-
Accrued Interest Payable	3,336,291	2,014,804	5,351,095	-
Customer Deposits	-	7,189,054	7,189,054	-
Long-Term Liabilities:				
Due Within One Year	33,695,796	15,695,113	49,390,909	-
Due in More Than One Year	404,042,598	432,706,739	836,749,337	-
Total Liabilities	480,471,314	468,676,591	949,147,905	5,284
NET POSITION				
Net Investment in Capital Assets	231,859,356	450,945,828	682,805,184	-
Restricted for:				
Debt Service	11,608,285	23,960,355	35,568,640	-
Inventories	10,021,561	-	10,021,561	-
Community Redevelopment	52,309,285	-	52,309,285	-
Transportation	27,551	-	27,551	-
Public Safety	1,225,875	-	1,225,875	-
Building Code Enforcement	20,243,179	-	20,243,179	-
Capital Replacement and Improvements	-	23,636,823	23,636,823	-
Endowments				
Expendable	11,949,367	-	11,949,367	-
Nonexpendable	13,021,302	-	13,021,302	-
Other Purposes	1,130,065	-	1,130,065	-
Unrestricted	67,787,529	170,519,457	238,306,986	107,326
Total Net Position	\$ 421,183,355	\$ 669,062,463	\$ 1,090,245,818	\$ 107,326

The notes to the financial statements are an integral part of the financial statements.

CITY OF FORT LAUDERDALE, FLORIDA

BASIC FINANCIAL STATEMENTS

**STATEMENT OF ACTIVITIES
For Fiscal Year Ended September 30, 2014**

Functions/Programs	Expenses	Program Revenues		
		Charges for Services	Operating Grants and Contributions	Capital Grants and Contributions
Primary Government				
Governmental Activities:				
General Government	\$ 47,638,285	\$ 41,712,589	\$ 2,421,654	\$ 37,700
Public Safety	168,966,981	71,520,670	1,135,802	1,027,664
Physical Environment	6,506,045	3,154,134	988,006	538,475
Transportation	9,613,093	517,310	1,332,194	1,337,027
Economic Environment	16,892,110	1,383,756	20,511,090	-
Culture/Recreation	32,492,486	10,198,340	295,842	583,489
Interest on Long-Term Debt	15,395,203	-	-	-
Total Governmental Activities	297,504,203	128,486,799	26,684,588	3,524,355
Business-type Activities:				
Water and Sewer	113,328,841	115,526,727	-	1,625,600
Sanitation	19,865,246	15,447,550	-	-
Parking	13,460,653	15,989,047	-	-
Airport	9,565,904	7,953,789	-	4,550,682
Stormwater	6,699,394	5,595,624	-	15,000
Total Business-type Activities	162,920,038	160,512,737	-	6,191,282
Total Primary Government	\$ 460,424,241	\$ 288,999,536	\$ 26,684,588	\$ 9,715,637
Component Unit				
Sunrise Key	\$ 69,717	\$ -	\$ -	\$ -
Total Component Unit	\$ 69,717	\$ -	\$ -	\$ -

General Revenues:

Taxes:

Property Taxes

Utility Service Taxes

Franchise Fees

Insurance Premium Taxes

Grants and Contributions

Interest Revenue

Miscellaneous

Transfers

Total General Revenues/Transfers

Change in Net Position

Net Position - Beginning (as restated)

Net Position - Ending

The notes to the financial statements are an integral part of the financial statements.

CITY OF FORT LAUDERDALE, FLORIDA

BASIC FINANCIAL STATEMENTS

Net (Expense) Revenue and Changes in Net Position				
Primary Government			Component Unit	
Governmental Activities	Business-type Activities	Total	Sunrise Key	
\$ (3,466,342)	\$ -	\$ (3,466,342)	\$ -	
(95,282,845)	-	(95,282,845)	-	
(1,825,430)	-	(1,825,430)	-	
(6,426,562)	-	(6,426,562)	-	
5,002,736	-	5,002,736	-	
(21,414,815)	-	(21,414,815)	-	
(15,395,203)	-	(15,395,203)	-	
<u>(138,808,461)</u>	<u>-</u>	<u>(138,808,461)</u>	<u>-</u>	
	-	3,823,486	-	
	-	(4,417,696)	-	
	-	2,528,394	-	
	-	2,938,567	-	
	-	(1,088,770)	-	
	-	<u>3,783,981</u>	<u>-</u>	
<u>(138,808,461)</u>	<u>3,783,981</u>	<u>(135,024,480)</u>	<u>-</u>	
		-	(69,717)	
		-	(69,717)	
102,025,080	-	102,025,080	73,847	
37,005,171	-	37,005,171	-	
22,022,134	-	22,022,134	-	
5,325,940	-	5,325,940	-	
15,799,049	-	15,799,049	-	
4,446,765	1,706,443	6,153,208	770	
1,144,192	700,000	1,844,192	15,300	
1,289,249	(1,289,249)	-	-	
<u>189,057,580</u>	<u>1,117,194</u>	<u>190,174,774</u>	<u>89,917</u>	
50,249,119	4,901,175	55,150,294	20,200	
<u>370,934,236</u>	<u>664,161,288</u>	<u>1,035,095,524</u>	<u>87,126</u>	
<u>\$ 421,183,355</u>	<u>\$ 669,062,463</u>	<u>\$ 1,090,245,818</u>	<u>\$ 107,326</u>	

CITY OF FORT LAUDERDALE, FLORIDA

BASIC FINANCIAL STATEMENTS

**BALANCE SHEET
GOVERNMENTAL FUNDS
September 30, 2014**

	General	Nonmajor Governmental Funds	Total Governmental Funds
ASSETS			
Cash and Cash Equivalents	\$ 65,504,626	\$ 106,221,761	\$ 171,726,387
Investments	-	49,377,593	49,377,593
Accounts Receivable (Net)	10,082,770	1,159,257	11,242,027
Accrued Interest Receivable	-	95,654	95,654
Due from Other Governments	3,239,069	6,833,018	10,072,087
Due from Other Funds	1,508,720	-	1,508,720
Due from Fiduciary Funds	3,123,154	-	3,123,154
Inventories	34,258	9,987,303	10,021,561
Advances to Other Funds	25,000	-	25,000
Deposits	76,280	150,000	226,280
Total Assets	\$ 83,593,877	\$ 173,824,586	\$ 257,418,463
LIABILITIES			
Accounts Payable	\$ 2,359,855	\$ 6,473,600	\$ 8,833,455
Accrued Liabilities	6,520,502	314,294	6,834,796
Due to Other Governments	9,553,839	1,104,516	10,658,355
Due to Other Funds	-	1,508,720	1,508,720
Due to Fiduciary Funds	4,181,214	-	4,181,214
Advances from Other Funds	-	25,000	25,000
Deposits	2,294,252	999,043	3,293,295
Unearned Revenues	1,595,919	704,702	2,300,621
Compensated Absences and Longevity	273,113	-	273,113
Total Liabilities	26,778,694	11,129,875	37,908,569
DEFERRED INFLOWS OF RESOURCES			
Unavailable Property Tax Revenues	2,475,054	121,139	2,596,193
Unavailable Assessment Revenues	724,769	618,714	1,343,483
Unavailable Grant Revenues	-	4,713,816	4,713,816
Total Deferred Inflows of Resources	3,199,823	5,453,669	8,653,492
FUND BALANCES			
Nonspendable	59,258	13,028,052	13,087,310
Restricted	198,619	137,160,860	137,359,479
Committed	520,610	889,489	1,410,099
Assigned	2,055,809	10,066,752	12,122,561
Unassigned	50,781,064	(3,904,111)	46,876,953
Total Fund Balances	53,615,360	157,241,042	210,856,402
Total Liabilities, Deferred Inflows of Resources, and Fund Balances	\$ 83,593,877	\$ 173,824,586	\$ 257,418,463

The notes to the financial statements are an integral part of the financial statements.

CITY OF FORT LAUDERDALE, FLORIDA

BASIC FINANCIAL STATEMENTS

**RECONCILIATION OF THE BALANCE SHEET OF GOVERNMENTAL FUNDS
TO THE STATEMENT OF NET POSITION
September 30, 2014**

Total fund balances of governmental funds	\$ 210,856,402
Amounts reported for governmental activities in the statement of net position are different because:	
Capital assets used in governmental activities are not financial resources and, therefore, are not reported in the funds.	262,526,042
Net pension assets are not considered to represent financial assets and, therefore, are not presented in the governmental funds.	320,972,726
Other long-term assets are not available to pay for current period expenditures and, therefore are deferred in the funds.	8,653,492
The internal service fund is used by management to charge the costs of City insurance, communications, printing and central services and for the operation of a maintenance facility for City vehicles. The net position of the internal service funds are included in governmental activities in the statement of net position.	25,576,611
Deferred loss on refunding amounts are expensed in the fund level financial but are deferred and amortized over the life of the bonds in the government-wide financial statements.	15,839
Long-term liabilities are not due and payable in the current period and accordingly are not reported as fund liabilities.	
Bonds Payable	\$ (371,158,900)
Net OPEB Obligation	(6,624,559)
Compensated Absences and Longevity	(26,724,006)
Accrued Interest Payable	(3,336,291)
Unamortized Bond Premiums and Discounts	425,999
	(407,417,757)
Total net position of governmental activities	\$ 421,183,355

The notes to the financial statements are an integral part of the financial statements.

CITY OF FORT LAUDERDALE, FLORIDA

BASIC FINANCIAL STATEMENTS

**STATEMENT OF REVENUES, EXPENDITURES, AND CHANGES IN FUND BALANCES
GOVERNMENTAL FUNDS
For Fiscal Year Ended September 30, 2014**

	General	Nonmajor Governmental Funds	Total Governmental Funds
REVENUES			
Taxes	\$ 161,973,812	\$ 4,865,561	\$ 166,839,373
Licenses and Permits	2,851,851	14,439,836	17,291,687
Intergovernmental Revenues	19,162,789	28,473,419	47,636,208
Charges for Services	21,282,698	329,267	21,611,965
Fines and Forfeitures	3,518,114	1,888,273	5,406,387
Miscellaneous Revenues:			
Assessments and Other Fees	33,289,448	4,521,575	37,811,023
Investment Income	1,056,057	3,046,296	4,102,353
Rents and Concessions	3,515,467	184,000	3,699,467
Contributions and Donations	-	37,700	37,700
Interfund Service Charges	39,267,998	-	39,267,998
Other Miscellaneous	3,875,055	1,460,112	5,335,167
Total Revenues	289,793,289	59,246,039	349,039,328
EXPENDITURES			
Current:			
General Government	47,925,368	2,574,959	50,500,327
Public Safety	158,822,398	10,368,163	169,190,561
Physical Environment	4,631,490	1,851,386	6,482,876
Transportation	7,905,463	812,431	8,717,894
Economic Environment	1,310,022	15,373,637	16,683,659
Culture/Recreation	28,080,515	258,154	28,338,669
Debt Service:			
Principal Retirement	-	21,010,400	21,010,400
Interest and Fiscal Charges	-	13,616,029	13,616,029
Capital Outlay	207,254	15,515,417	15,722,671
Total Expenditures	248,882,510	81,380,576	330,263,086
Excess (Deficiency) of Revenues Over (Under) Expenditures	40,910,779	(22,134,537)	18,776,242
OTHER FINANCING SOURCES (USES)			
Transfers In	1,562,483	49,909,479	51,471,962
Transfers (Out)	(37,247,583)	(12,061,671)	(49,309,254)
Total Other Financing Sources (Uses)	(35,685,100)	37,847,808	2,162,708
Net Change in Fund Balances	5,225,679	15,713,271	20,938,950
Fund Balances - Beginning (as restated)	48,389,681	141,527,771	189,917,452
Fund Balances - Ending	\$ 53,615,360	\$ 157,241,042	\$ 210,856,402

The notes to the financial statements are an integral part of the financial statements.

CITY OF FORT LAUDERDALE, FLORIDA

BASIC FINANCIAL STATEMENTS

**RECONCILIATION OF THE STATEMENT OF REVENUES, EXPENDITURES,
AND CHANGES IN FUND BALANCES OF GOVERNMENTAL FUNDS
TO THE STATEMENT OF ACTIVITIES
For Fiscal Year Ended September 30, 2014**

Net change in fund balances of governmental funds **\$ 20,938,950**

Amounts reported for governmental activities in the statement of activities are different because:

Governmental funds report capital purchases as expenditures. However, in the statement of activities, the cost of those assets are depreciated over their estimated useful lives and reported as depreciation expense. This is the amount by which capital purchases exceed depreciation in the current year.

Capital Outlay	\$ 10,474,970	
Depreciation Expense	<u>(10,882,602)</u>	(407,632)

The change in the net pension asset has no effect on the current financial resources and, therefore, is not reported in the governmental funds. **4,147,376**

Some revenues reported in the statement of activities are not considered current financial resources and, therefore, are not reported as revenues in governmental funds. **(2,927,756)**

The change in the deferred refunding amounts has no effect on the current financial resource and, therefore, is not reported in the governmental funds. **(10,696)**

The issuance of long-term debt (e.g., bonds, capital leases) provides current financial resources to governmental funds, while the repayment of the principal of long-term debt consumes the current financial resources of governmental funds. Neither transaction, however, has any effect on net position. Also, governmental funds report the effect of issuance costs, premiums, discounts and similar items when debt is first issued, whereas these amounts (except for issuance costs) are capitalized and amortized in the statement of activities. This amount is the net effect of these differences in the treatment of long-term debt and related items.

Principal Repayments:		
Bonds Payable		18,270,000
Notes Payable		2,740,400

Some expenses reported in the statement of activities do not require the use of current financial resources and, therefore, are not reported as expenditures in governmental funds.

Accrued Interest Payable	\$ (1,833,475)	
Amortized of Bond Discounts and Premiums	64,997	
Other Post-Employment Benefits	4,526,812	
Compensated Absences and Longevity Pay	<u>407,852</u>	3,166,186

The internal service fund is used by management to charge the costs of City insurance, communications, printing and central services and for the operation of a maintenance facility for City vehicles. The net revenue (expense) of certain activities of the internal service funds is reported with governmental activities. **4,332,291**

Change in net position of governmental activities **\$ 50,249,119**

The notes to the financial statements are an integral part of the financial statements.

CITY OF FORT LAUDERDALE, FLORIDA

BASIC FINANCIAL STATEMENTS

**STATEMENT OF NET POSITION
PROPRIETARY FUNDS
September 30, 2014**

	Business-type Activities - Enterprise Funds			Governmental
	Water and Sewer	Nonmajor Enterprise Funds	Total Enterprise Funds	Activities - Internal Service Funds
ASSETS				
Current Assets:				
Cash and Cash Equivalents	\$ 96,237,971	\$ 63,968,688	\$ 160,206,659	\$ 57,563,516
Restricted Cash and Cash Equivalents	8,066,969	1,204,608	9,271,577	-
Accounts Receivable (Net)	12,762,102	3,446,751	16,208,853	8,036
Due from Other Governments	-	2,411,596	2,411,596	-
Inventories	1,135,574	-	1,135,574	-
Deposits	-	-	-	25,000
Total Current Assets	118,202,616	71,031,643	189,234,259	57,596,552
Noncurrent Assets:				
Restricted Assets:				
Cash and Cash Equivalents	24,096,757	1,751,407	25,848,164	-
Investments	21,749,014	-	21,749,014	-
Total Restricted Assets	45,845,771	1,751,407	47,597,178	-
Investment in Joint Venture	-	785,452	785,452	-
	-	785,452	785,452	-
Capital Assets:				
Land	7,739,200	24,416,335	32,155,535	-
Construction in Progress	36,669,870	5,847,172	42,517,042	479,765
Buildings	232,445,588	38,184,433	270,630,021	962,879
Improvements	786,972,792	70,422,053	857,394,845	1,376,717
Machinery, Equipment and Vehicles	29,138,664	10,359,978	39,498,642	55,293,212
Less: Accumulated Depreciation	(285,396,394)	(67,743,331)	(353,139,725)	(45,307,505)
Total Capital Assets (Net)	807,569,720	81,486,640	889,056,360	12,805,068
Total Noncurrent Assets	853,415,491	84,023,499	937,438,990	12,805,068
Total Assets	971,618,107	155,055,142	1,126,673,249	70,401,620
DEFERRED OUTFLOWS OF RESOURCES				
Deferred Loss on Refunding Amount	2,776,725	-	2,776,725	-
Accumulated Decrease in Fair Value of Derivative Instruments	-	-	-	142,779
Total Deferred Outflows of Resources	2,776,725	-	2,776,725	142,779
Total Assets and Deferred Outflows of Resources	974,394,832	155,055,142	1,129,449,974	70,544,399

Continued

CITY OF FORT LAUDERDALE, FLORIDA

BASIC FINANCIAL STATEMENTS

**STATEMENT OF NET POSITION - Continued
PROPRIETARY FUNDS
September 30, 2014**

	<u>Business-type Activities - Enterprise Funds</u>			Governmental
	Water and Sewer	Nonmajor Enterprise Funds	Total Enterprise Funds	Activities - Internal Service Funds
LIABILITIES				
Current Liabilities:				
Accounts Payable	\$ 4,436,296	\$ 3,909,584	\$ 8,345,880	\$ 2,863,142
Accrued Liabilities	925,702	498,064	1,423,766	288,972
Derivative Instruments	-	-	-	142,779
Unearned Revenues	-	268,400	268,400	-
Bonds and Notes Payable	14,813,637	-	14,813,637	-
Compensated Absences and Longevity	617,619	227,322	844,941	102,457
Estimated Claims Payable	-	-	-	7,533,741
Landfill Post-Closure Costs	-	36,535	36,535	-
Current Liabilities Payable from Restricted Assets:				
Accounts Payable	67,719	-	67,719	-
Accrued Interest Payable	2,014,804	-	2,014,804	-
Deposits	5,984,446	1,204,608	7,189,054	-
Total Current Liabilities	28,860,223	6,144,513	35,004,736	10,931,091
Noncurrent Liabilities:				
Deposits	965,116	-	965,116	-
Bonds and Notes Payable (Net)	426,073,621	-	426,073,621	-
Net OPEB Obligation	1,193,409	746,421	1,939,830	282,632
Compensated Absences and Longevity	2,543,056	1,236,016	3,779,072	878,132
Estimated Claims Payable	-	-	-	24,586,853
Landfill Post-Closure Costs	-	914,216	914,216	-
Total Noncurrent Liabilities	430,775,202	2,896,653	433,671,855	25,747,617
Total Liabilities	459,635,425	9,041,166	468,676,591	36,678,708
NET POSITION				
Net Investment in Capital Assets	369,459,188	81,486,640	450,945,828	12,805,068
Restricted for:				
Debt Service	23,960,355	-	23,960,355	-
Renewal and Replacement	10,573,633	50,146	10,623,779	-
Capital Improvements	11,311,783	1,701,261	13,013,044	-
Unrestricted	99,454,448	62,775,929	162,230,377	21,060,623
Total Net Position	\$ 514,759,407	\$ 146,013,976	660,773,383	\$ 33,865,691
Adjustment to reflect the consolidation of internal service fund activities related to enterprise funds.			<u>8,289,080</u>	
Net Position of Business-type Activities			<u>\$ 669,062,463</u>	

The notes to the financial statements are an integral part of the financial statements



THIS PAGE INTENTIONALLY LEFT BLANK

CITY OF FORT LAUDERDALE, FLORIDA

BASIC FINANCIAL STATEMENTS

**STATEMENT OF REVENUES, EXPENSES AND CHANGES IN FUND NET POSITION
PROPRIETARY FUNDS
For Fiscal Year Ended September 30, 2014**

	Business-type Activities - Enterprise Funds			Governmental
	Water and Sewer	Nonmajor Enterprise Funds	Total Enterprise Funds	Activities - Internal Service Funds
Operating Revenues:				
Charges for Services	\$ 114,872,129	\$ 37,369,626	\$ 152,241,755	\$ 68,481,676
Equity in Earnings of Joint Venture	-	133,749	133,749	-
Parking Citations	-	2,950,100	2,950,100	-
Land Leases	-	3,593,991	3,593,991	-
Miscellaneous Revenues	654,598	938,544	1,593,142	682,152
Total Operating Revenues	115,526,727	44,986,010	160,512,737	69,163,828
Operating Expenses:				
Personal Services	25,163,550	15,671,698	40,835,248	8,574,199
Current Expenses	53,201,561	30,032,606	83,234,167	48,844,655
Depreciation	22,012,069	4,422,969	26,435,038	5,026,937
Total Operating Expenses	100,377,180	50,127,273	150,504,453	62,445,791
Operating Income (Loss)	15,149,547	(5,141,263)	10,008,284	6,718,037
Nonoperating Revenues (Expenses):				
Interest Income	1,179,079	527,364	1,706,443	352,501
Interest Expense and Fiscal Charges	(14,056,788)	-	(14,056,788)	-
Gain (Loss) on Disposal	-	-	-	(223,585)
Other Nonoperating Revenues (Expenses)	700,000	-	700,000	-
Total Nonoperating Revenues (Expenses)	(12,177,709)	527,364	(11,650,345)	128,916
Income (Loss) Before Contributions and Transfers	2,971,838	(4,613,899)	(1,642,061)	6,846,953
Capital Contributions	1,625,600	4,565,682	6,191,282	-
Transfers In	164,359	2,055,000	2,219,359	377,741
Transfers (Out)	(2,385,793)	(1,122,815)	(3,508,608)	(1,251,200)
Change in Net Position	2,376,004	883,968	3,259,972	5,973,494
Net Position - Beginning	512,383,403	145,130,008		27,892,197
Net Position - Ending	\$ 514,759,407	\$ 146,013,976		\$ 33,865,691
Adjustment to reflect the consolidation of internal service fund activities related to enterprise funds.			1,641,203	
Change in Net Position of Business-type Activities			\$ 4,901,175	

The notes to the financial statements are an integral part of the financial statements.

CITY OF FORT LAUDERDALE, FLORIDA

BASIC FINANCIAL STATEMENTS

**STATEMENT OF CASH FLOWS
PROPRIETARY FUNDS
For Fiscal Year Ended September 30, 2014**

	<u>Business-type Activities - Enterprise Funds</u>			Governmental Activities - Internal Service Funds
	Water and Sewer	Nonmajor Enterprise Funds	Total Enterprise Funds	
Cash Flows from Operating Activities				
Receipts from Customers and Users	\$ 117,452,275	\$ 44,411,911	\$ 161,864,186	\$ 69,160,791
Payments to Suppliers	(19,812,737)	(15,230,869)	(35,043,606)	(44,761,697)
Payments to Employees	(25,759,709)	(15,765,948)	(41,525,657)	(10,311,684)
Payments to Other Funds	(32,785,689)	(12,258,216)	(45,043,905)	(3,108,027)
Net Cash Provided (Used) by Operating Activities	39,094,140	1,156,878	40,251,018	10,979,383
Cash Flows from Noncapital Financing Activities				
Interfund Advances	6,200,232	-	6,200,232	-
Intergovernmental Revenues	-	(2,163,607)	(2,163,607)	-
Transfers from Other Funds	164,359	2,055,000	2,219,359	377,741
Transfers (to) Other Funds	(2,385,793)	(1,122,815)	(3,508,608)	(1,251,200)
Net Cash Provided (Used) by Noncapital Financing Activities	3,978,798	(1,231,422)	2,747,376	(873,459)
Cash Flows from Capital and Related Financing Activities				
Acquisition/Construction of Capital Assets	(10,717,005)	(7,201,609)	(17,918,614)	(5,672,327)
Principal Paid on Capital Debt	(14,343,431)	-	(14,343,431)	-
Interest Paid on Capital Debt	(18,703,986)	-	(18,703,986)	-
Contributions	1,625,600	4,565,682	6,191,282	-
Investment in Joint Venture	-	137,734	137,734	-
Bond Issuance Costs Paid	298,176	-	298,176	-
Net Cash (Used) by Capital and Related Financing Activities	(41,840,646)	(2,498,193)	(44,338,839)	(5,672,327)
Cash Flows from Investing Activities				
Investment Purchases	(139,121)	-	(139,121)	-
Proceeds from Sale and Maturity of Investments	12,029	-	12,029	-
Interest Income on Investments	1,179,079	527,364	1,706,443	352,501
Net Cash Provided by Investing Activities	1,051,987	527,364	1,579,351	352,501
Net Increase (Decrease) in Cash and Cash Equivalents	2,284,279	(2,045,373)	238,906	4,786,098
Cash and Cash Equivalents at Beginning of Year	126,117,418	68,970,076	195,087,494	52,777,418
Cash and Cash Equivalents at End of Year	\$ 128,401,697	\$ 66,924,703	\$ 195,326,400	\$ 57,563,516

Continued

CITY OF FORT LAUDERDALE, FLORIDA

BASIC FINANCIAL STATEMENTS

**STATEMENT OF CASH FLOWS - Continued
PROPRIETARY FUNDS
For Fiscal Year Ended September 30, 2014**

	Business-type Activities - Enterprise Funds			Governmental
	Water and Sewer	Nonmajor Enterprise Funds	Total Enterprise Funds	Activities - Internal Service Funds
Reconciliation of Operating Income (Loss) to Net Cash Provided (Used) by Operating Activities				
Operating Income (Loss)	\$ 15,149,547	\$ (5,141,263)	\$ 10,008,284	\$ 6,718,037
Depreciation	22,012,069	4,422,969	26,435,038	5,026,937
Amortization	-	-	-	-
Equity in Earnings on Unconsolidated Joint Venture	-	(133,749)	(133,749)	-
Change in Assets and Liabilities:				
(Increase) Decrease in Accounts Receivable	1,721,567	(677,638)	1,043,929	(3,037)
Decrease in Due from Other Governments	-	195,267	195,267	-
Decrease in Inventories	56,919	-	56,919	4,109
Decrease in Deposits	203,981	214,869	418,850	-
Increase in Accounts Payable	546,216	2,422,779	2,968,995	870,822
(Decrease) in Due to Other Governments	-	-	-	-
Increase in Accrued Liabilities	200,752	148,711	349,463	39,787
Increase in Unearned Revenues	-	47,832	47,832	-
(Decrease) in Deposits Payable from Restricted Assets	-	(5,810)	(5,810)	-
Increase in Deposits	-	-	-	100,000
(Decrease) in Net OPEB Obligation	(761,061)	(397,118)	(1,158,179)	(197,475)
Increase (Decrease) in Compensated Absences and Longevity	(35,850)	94,235	58,385	1,249,556
(Decrease) in Estimated Claims Payable	-	-	-	(2,829,353)
(Decrease) in Landfill Post-Closure Costs	-	(34,206)	(34,206)	-
Total Adjustments	23,944,593	6,298,141	30,242,734	4,261,346
Net Cash Provided (Used) by Operating Activities	\$ 39,094,140	\$ 1,156,878	\$ 40,251,018	\$ 10,979,383

The notes to the financial statements are an integral part of the financial statements.

CITY OF FORT LAUDERDALE, FLORIDA

BASIC FINANCIAL STATEMENTS

**STATEMENT OF FIDUCIARY NET POSITION
FIDUCIARY FUNDS
September 30, 2014**

	Pension and OPEB Trust	Agency Arts and Science District Garage
ASSETS		
Cash and Cash Equivalents	\$ 31,308,742	\$ 53,938
Investments, at fair value:		
U.S. Treasury Securities	94,333,966	-
U.S. Government Agency Obligations	33,323,967	-
Corporate Bonds and Other Fixed Income	134,287,009	-
Money Market Funds	19,214,753	-
Mutual Funds & Other	255,336,409	-
Common Stock	463,140,399	-
Commingled Funds	178,206,571	-
Fund of Funds	75,804,953	-
Real Estate	104,221,848	-
	<u>1,357,869,875</u>	<u>-</u>
Receivables:		
Accounts	7,944,390	-
Accrued Interest and Dividends	3,041,423	-
Contributions	4,941,808	-
Due from Other Governments	-	14,950
Deposits	2,400	-
Capital Assets (Net of Accumulated Depreciation)	10,178	-
Total Assets	<u>1,405,118,816</u>	<u>68,888</u>
LIABILITIES		
Unsettled Trades	10,232,367	
Accounts Payable	1,233,957	61,648
Accrued Liabilities	8,223	2,647
Due to Primary Government	3,123,154	-
Compensated Absences and Longevity	-	4,593
Deposits	17,402	-
Total Liabilities	<u>14,615,103</u>	<u>68,888</u>
Net Position - Restricted for Pensions and Assets Held in Trust for OPEB Benefits	<u>\$ 1,390,503,713</u>	<u>\$ -</u>

The notes to the financial statements are an integral part of the financial statements.

CITY OF FORT LAUDERDALE, FLORIDA

BASIC FINANCIAL STATEMENTS

**STATEMENT OF CHANGES IN FIDUCIARY NET POSITION
PENSION TRUST FUNDS
For Fiscal Year Ended September 30, 2014**

	<u>Pension and OPEB Trust</u>
ADDITIONS	
Contributions:	
City	\$ 38,137,926
Employee	8,845,627
State	5,875,363
Total Contributions	<u>52,858,916</u>
Investment Income:	
Net Appreciation in Fair Value of Investments	101,024,023
Interest and Dividends	23,193,504
Real Estate Income	544,078
Other	4,019,079
Total Investment Income	<u>128,780,684</u>
Less: Investment Expenses	<u>5,833,096</u>
Net Investment Income	<u>122,947,588</u>
Other Income	<u>-</u>
Total Additions	<u>175,806,504</u>
DEDUCTIONS	
Benefits:	
Retirement	72,877,063
Disability	1,342,898
Death	5,893,468
Total Benefits	<u>80,113,429</u>
Refunds	264,732
Administrative Expense	1,117,259
Total Deductions	<u>81,495,420</u>
Change in Net Position	94,311,084
Net Position - Beginning of Year (as restated)	<u>1,296,192,629</u>
Net Position - End of Year	<u><u>\$ 1,390,503,713</u></u>

The notes to the financial statements are an integral part of the financial statements.



THIS PAGE INTENTIONALLY LEFT BLANK

CITY OF FORT LAUDERDALE, FLORIDA

BASIC FINANCIAL STATEMENTS

NOTES TO THE FINANCIAL STATEMENTS
September 30, 2014

INDEX

<u>Note</u>	<u>Page</u>
(1) Summary of Significant Accounting Policies.....	36
(2) Stewardship, Compliance, and Accountability.....	43
(3) Restricted Assets.....	44
(4) Deposits and Investments.....	44
(5) Property Taxes.....	50
(6) Receivables.....	51
(7) Inter-Fund Receivables, Payables and Transfers.....	52
(8) Capital Assets.....	54
(9) Investment in Joint Venture.....	55
(10) Risk Management.....	56
(11) Long-Term Debt.....	56
(12) Landfill Post-Closure Costs.....	61
(13) Fund Balances.....	61
(14) Employee Retirement Systems.....	63
(15) Other Post-Employment Benefits.....	68
(16) Deferred Compensation Plan.....	70
(17) Operating Leases	71
(18) Commitments and Contingent Liabilities.....	72
(19) Fort Lauderdale Community Redevelopment Agency.....	73
(20) Restatement of Beginning Net Position/Fund Balance.....	74
(21) New Accounting Pronouncements.....	74
(22) Subsequent Events.....	76

CITY OF FORT LAUDERDALE, FLORIDA

BASIC FINANCIAL STATEMENTS

NOTES TO THE FINANCIAL STATEMENTS

September 30, 2014

(1) SUMMARY OF SIGNIFICANT ACCOUNTING POLICIES:

The financial statements of the City of Fort Lauderdale, Florida (City) have been prepared in accordance with generally accepted accounting principles (GAAP) in the United States applicable to governmental units. The following is a summary of the more significant accounting policies of the City:

(A) The Financial Reporting Entity

The City was incorporated in the State of Florida in 1911 and covers an area of approximately 36 square miles. The City is governed by an elected five-member commission composed of a Mayor and four District Commissioners and provides services to its approximately 172,000 residents in many areas, including public safety, public places, infrastructure, business development and neighborhood enhancement. As required by GAAP, these financial statements present the City of Fort Lauderdale (the primary government) and its component units. The component units discussed in note 1(B) below are included in the City's reporting entity because of the significance of their operational and financial relationships with the City.

(B) Individual Component Unit Disclosure

The criteria for including component units consist of the identification of legally separate organizations for which the elected officials of the City are financially accountable. This criteria also includes identification of organizations for which the nature and significance of their relationship with the primary government are such that exclusion would cause the reporting entity's financial statements to be misleading or incomplete. Blended component units, although legally separate entities, are in substance, part of the government's operations and so data from these units are combined with data of the primary government. Discretely presented component units are reported in a separate column in the government-wide financial statements to emphasize that they are legally separate from the government.

A five-member board appointed by the City Commission (currently composed of the City Commission, itself) governs the Fort Lauderdale Community Redevelopment Agency (CRA). Although it is legally separate from the City, the CRA is reported as part of the primary government because its sole purpose is to finance and redevelop the City's designated redevelopment areas. The operations of the CRA are reported within the special revenue fund type and the capital expenditures are accounted for in a capital projects fund type using the blended method. Separate financial information for the CRA can be obtained from the Department of Sustainable Development.

A seven-member board appointed by the City Commission governs the Sunrise Key Safe Neighborhood Improvement District (SK). While legally separate from the City, it is reported as part of the reporting entity under the discretely presented method because the City's elected officials are financially accountable for SK. The City Commission has the power to approve, disapprove or modify the budget and millage rates or assessments submitted by the board. Separate financial information can be obtained from SK.

CITY OF FORT LAUDERDALE, FLORIDA

BASIC FINANCIAL STATEMENTS

NOTES TO THE FINANCIAL STATEMENTS

September 30, 2014

(C) Related Organizations

The City's officials are also responsible for appointing the members of the boards of other organizations, but the City's accountability for these organizations does not significantly extend beyond making the appointments. The City Commission appoints the governing board of the City of Fort Lauderdale Downtown Development Authority (DDA), one member of the governing board of the Lauderdale Isles Water Control District (LIWCD), and the Mayor appoints the governing board of the Housing Authority of the City of Fort Lauderdale (HACFL). The City is not financially accountable for the DDA, LIWCD, or HACFL.

(D) Joint Ventures

The City is a participant with the Performing Arts Center Authority (PACA) and the DDA in a joint venture to own and operate the 950 space Arts and Science District Parking Garage. The City has an ongoing financial interest in this joint venture, which is discussed in Note 9.

(E) Government-wide and Fund Financial Statements

The government-wide financial statements, including the statement of net position and the statement of activities, report information on all of the non-fiduciary activities of the City. For the most part, the effect of inter-fund activity has been removed from the statements. Governmental activities, which are primarily supported by taxes and intergovernmental revenues, are reported separately from business-type activities, which rely extensively on fees and charges for support. Likewise, the City's primary government is reported separately from its legally separate component units for which the City is financially accountable.

The statement of activities demonstrates the degree to which the direct expenses of a given function or segment is offset by program revenues. Direct expenses are those that are clearly identifiable with a specific function or segment. Program revenues include charges to customers or applicants who purchase, use or directly benefit from goods, services or privileges provided by a given function or segment and grants and contributions that are restricted to meeting the operational or capital requirements of a particular function or segment. Other than for depreciation, indirect expenses are not allocated to specific functions. Taxes and other items not properly included among program revenues are reported instead as general revenues.

Separate financial statements are provided for governmental funds, proprietary funds and fiduciary funds even though the latter are excluded from the government-wide financial statements. Major individual governmental funds and enterprise funds are reported as separate columns in the fund financial statements.

(F) Measurement Focus, Basis of Accounting and Financial Statement Presentation

The government-wide financial statements are reported using the economic resources measurement focus and the accrual basis of accounting, as are the proprietary fund and fiduciary, except agency, fund financial statements. Agency funds have no measurement focus but follow the accrual basis of accounting. Revenues are recorded when earned and expenses are recorded when a liability is incurred, regardless of the timing of related cash flows. Grants and similar items are recognized as revenues as soon as all eligibility requirements imposed by the provider have been met.

NOTES TO THE FINANCIAL STATEMENTS

September 30, 2014

Governmental fund financial statements are reported using the current financial resources measurement focus and the modified accrual basis of accounting. Under the modified accrual basis of accounting, revenues are recognized when they become susceptible to accrual; that is measurable and available to finance the City's operations. Available means collectible within the current period or soon enough thereafter to be used to pay liabilities of the current period. For this purpose, the City considers revenues to be available if they are collected within 60 days of the end of the current fiscal year. Expenditures are recognized in the accounting period in which the related fund liabilities are incurred, if measurable, except for interest on long-term debt and the long-term portion of accumulated compensated absences and longevity pay, which are recognized when due.

Property taxes are recorded as revenues in the fiscal year levied, provided they are collected in the current period or within 60 days thereafter. Those remaining uncollected are recorded as deferred revenues in the governmental fund financial statements. The utility and franchise taxes from major sources are recorded as revenues when earned. Licenses and permits, fines and forfeitures, charges for services, and other revenues (except investment earnings) are recorded as revenues when received in cash because they are generally not measurable until actually received. Investment income is recorded as revenue when earned. Special assessments are recorded as revenues only to the extent that individual installments are considered available.

In applying the susceptible to accrual concept to intergovernmental revenues, the legal and contractual requirements of the numerous individual programs are used as guidance. There are, however, essentially two types of these revenues. In one, monies must be expended for the specific purpose or project before any amounts will be paid to the City; therefore, revenues are recognized based upon the expenditures incurred. In the other, monies are virtually unrestricted as to purpose of expenditure and are usually revocable only for failure to comply with prescribed compliance requirements. These resources are reflected as revenues at the time of receipt or earlier if susceptible to accrual.

The City reports the following major governmental fund:

The General Fund is the City's primary operating fund. It accounts for all financial resources of the general government except those required to be accounted for in a separate fund.

The City reports the following major proprietary fund:

The Water and Sewer Fund accounts for the provision of water and sewer services to the residents of the City and surrounding areas.

Additionally, the City reports the following fund types:

Internal service funds account for the financing of goods and services provided to departments within the City in the following three areas: 1) costs of insuring the City in the areas of general liability, auto liability, workers' compensation, police professional liability, employee relations and medical benefits; 2) information technology systems, communications, and print center operations; and 3) operation of a maintenance facility for City vehicles.

Pension trust funds account for the activities of the OPEB Trust, General Employees' Retirement System and the Police and Firefighters' Retirement System, which accumulate resources for pension and benefit payments to qualifying City employees.

The Arts and Science District Garage Agency Fund accounts for the assets and liabilities held by the City for the Arts and Science District parking garage.

NOTES TO THE FINANCIAL STATEMENTS

September 30, 2014

As a general rule, the effect of inter-fund activity has been eliminated from the government-wide financial statements. Exceptions to this general rule are payments-in-lieu of taxes and other charges between the City's enterprise funds and the General Fund as well as cost reimbursement transactions between the enterprise funds and various other functions of City government. Elimination of these charges would distort the direct costs and program revenues reported for those sectors.

The proprietary funds distinguish operating revenues and expenses from nonoperating items. Operating revenues and expenses generally result from providing services and producing and delivering goods in connection with a proprietary fund's principal ongoing operations. The principal operating revenues of the water and sewer, nonmajor enterprise funds, and all the internal service funds are charges to customers for sales and services. The Insurance Fund bills the other funds to cover insurance premiums and claims. Operating expenses for the enterprise and internal service funds include the cost of sales and services, administrative expenses and depreciation on capital assets. All revenues and expenses not meeting these definitions are reported as nonoperating revenues and expenses.

The preparation of the basic financial statements in conformity with GAAP requires management to make use of estimates that affect reported amounts in the basic financial statements. Actual results could differ from those estimates.

(G) Derivatives and Hedging Activities

Derivatives have a fair value, require little or no initial net investment, and may be net settled. The City follows GASB Statement No. 53 (GASB 53), "Accounting and Financial Reporting for Derivative Instruments". Under GASB 53, derivatives are either categorized as hedging derivative instruments or investment derivatives. Hedging derivative instruments are associated with specific hedging transactions wherein the intent is to significantly reduce risks. Changes in fair value of hedges are reported as either deferred inflows of resources or deferred outflows of resources in the statement of net position. For accounting purposes, in order to qualify as a hedge, the relationship between the derivative and the underlying item must result in a hedge that is "effective" in mitigating risk. If the hedge transaction is considered "ineffective" the valuation of the instrument is considered investment income or loss in the flows of resources statements. GASB 53 outlines five methods for evaluating hedge effectiveness if the hedged item is an existing or expected commodity transaction:

- Consistent Critical Terms
- Synthetic Instrument
- Dollar Offset
- Regression Analysis
- Other Quantitative Methods

For purposes of performing hedge effectiveness testing, the City can use any or all of the evaluation methods and is not limited to using the same method from period to period. Therefore, if the result of any one prescribed evaluation method indicates the hedge is ineffective, the City may apply another method to verify effectiveness. In addition, the calculations for effectiveness may be based on either a life to date period or be limited to the immediately preceding annual accounting period.

NOTES TO THE FINANCIAL STATEMENTS

September 30, 2014

The City has adopted GASB 53 to account for oil future contracts to hedge variability in future cash flows resulting from volatility in gas and diesel fuel prices. Fair value is determined based on quoted prices in active markets for the derivative instrument. Because the fuel hedge is an effective hedge as defined by GASB 53, the unrealized gain (loss) on the fuel hedge is reported as deferred inflow/outflow of resources on the statement of net position. The hedging instruments affected are weekly fuel hedge contracts with a notional amount of 42,000 gallons each with an index of Reformulated Gasoline Blendstock for Oxygen Blending (RBOB Gas) and New York Harbor Ultra Low Sulfur Diesel (NYHRBRULSD) as listed on the NYMEX. As of September 30, 2014, the City had twenty-three (23) future contracts. The contracts were purchased at various times throughout the year. On average, it costs the City \$32 to acquire a fuel hedge contract. The aggregate fuel hedge contracts cover a rolling 18-month period. The fuel hedge contracts are recorded as a liability at fair value with the accumulated change in fair value reported as a deferred outflow. The deferred outflow and the instrument itself, as of September 30, 2014 are valued at \$142,779.

Basis risk. The City is exposed to basis risk on its fuel hedge contracts because the future fuel purchases are based on a pricing point different from the pricing point at which the future contracts are expected to settle (New York Harbor Ultra Low Sulfur Diesel).

There is no termination or interest rate risk.

(H) Assets, Liabilities, Deferred Outflows/Inflows of Resources and Net Position/Fund Balance or Equity

(1) Cash and Cash Equivalents

The City considers cash on hand, cash with fiscal agents, demand deposits, certificates of deposit and bank repurchase agreements as cash and cash equivalents. Each fund's equity in the City's investment pool has been treated as a cash equivalent since cash may be deposited or withdrawn from the pool at any time without prior notice or penalty.

(2) Investments

Investments are stated at fair value. Income from investments held by the individual funds is recorded in the respective fund as it is earned. All other investments owned by the City are accounted for in the City's investment pool. Income earned from this pool is allocated to the respective funds based upon average monthly equity balances.

(3) Receivables and Payables

Activity between funds that are representative of lending or borrowing arrangements outstanding at the end of the fiscal year of a short-term nature and any other outstanding balances between funds are reported as due to and due from other funds. The long-term portion of any borrowings between funds is reported as advances to and from other funds. Long-term advances of the governmental funds are recorded by the advancing fund as a receivable and nonspendable fund balance. Any residual outstanding balances between the governmental activities and business-type activities at year-end are reported in the government-wide financial statements as internal balances.

All accounts and notes receivable are reported net of any allowances for uncollectibles.

CITY OF FORT LAUDERDALE, FLORIDA

BASIC FINANCIAL STATEMENTS

NOTES TO THE FINANCIAL STATEMENTS

September 30, 2014

(4) Inventories

Inventories in the governmental funds are composed of land held for redevelopment or resale and are stated at cost. Inventories of materials and supplies in the enterprise funds are based on year-end physical counts priced at weighted average cost. Inventories are recognized as expenditures or expenses when consumed.

(5) Prepaid Items

Prepaid items represent payments made to vendors for services that will benefit the period beyond September 30, 2014. These services are recorded as expenditures/expenses when consumed.

(6) Restricted Assets

Certain proceeds of long-term bonds issued by the capital project, enterprise and internal service funds, as well as resources set aside for their repayment, are classified as restricted assets on the statement of net position and their use is limited by applicable bond covenants.

(7) Capital Assets

Capital assets, including land, buildings, improvements other than buildings, infrastructure (that is, roads, bridges, street lighting and other similar items) and equipment, are reported in the applicable governmental and business-type activities columns in the government-wide financial statements. The City defines capital assets as assets with an initial cost of \$5,000 or more and an estimated useful life of more than one year. Such assets are stated at cost or estimated historical cost. Contributions or donations of capital assets received from federal, state or local sources are recorded as contributions when received and are stated at estimated fair value. Additions, improvements and expenditures that significantly extend the useful life of an asset are capitalized. Interest is capitalized in the enterprise funds on projects during the construction period based upon average accumulated project expenses.

Depreciation of capital assets is provided on the straight-line basis over the following estimated useful lives:

Buildings	40-50 years
Improvements	20-50 years
Infrastructure	15-50 years
Machinery, Equipment and Vehicles	3-15 years

The City follows the requirements of GASB Statement No. 42, "Accounting and Financial Reporting for Impairment of Capital Assets and for Insurance Recoveries" regarding potential impairment of capital assets.

NOTES TO THE FINANCIAL STATEMENTS

September 30, 2014

(8) Capitalization of Interest

Interest is capitalized by the City in proprietary fund types when it is determined to be material. The City capitalizes interest in accordance with GASB Statement No. 62. (GASB 62), "Codification of Accounting and Financial Reporting Guidance Contained in Pre-November 30, 1989 FASB and AICPA Pronouncements". This Guidance requires that the interest cost capitalized during construction be reduced by interest income earned on investments of the bond proceeds from the date of the borrowing until the assets constructed from the bond proceeds are ready for their intended use. Total interest incurred during fiscal year 2014 was \$18,331,532, of which \$3,669,162 was capitalized.

(9) Compensated Absences and Longevity

City employees are granted sick, vacation, and longevity pay in varying amounts based on length of service, date of hire, and employee group. Compensatory time is granted to employees in lieu of overtime pay at the employees' request. Sick leave payments to terminated employees are based on length of service and usage on a last in, first out basis. Unused vacation pay and compensatory time are paid upon an employee's termination. Longevity pay is paid to eligible employees annually based on length of service. Accumulated compensated absences and longevity are recorded as expenses in the government-wide and proprietary fund financial statements when earned. Expenditures for accumulated compensated absences and longevity have been recorded in the governmental funds only for amounts payable to employees who have terminated as of the end of the fiscal year.

(10) Estimated Claims Payable

The City is self-insured for general liability, automobile liability, police professional liability, workers' compensation, employee relations and certain death benefits and medical plans. The operating funds are charged premiums by the Insurance internal service fund. The accrued liability for estimated claims represents an estimate of the eventual loss on claims arising prior to year-end, including claims incurred and not yet reported.

(11) Landfill Post-Closure Costs

Landfill post-closure care costs represent an estimate of the City's remaining costs to monitor the City's former landfill site. These costs are accounted for in the Sanitation Fund, a nonmajor enterprise fund.

(12) Other Long-term Obligations

Long-term debt and other long-term obligations are reported as liabilities in the applicable governmental and business-type activities and proprietary fund financial statements. Bond premiums and discounts are recorded as direct additions to or deductions from the related debt and amortized over the life of the bonds using the effective interest method. Bonds payable are reported net of the applicable premiums and discounts.

In the governmental fund financial statements, bond premiums and discounts are recognized during the current period. The face amount of debt issued and any premiums received are reported as other financing sources while discounts are reported as other financing uses.

CITY OF FORT LAUDERDALE, FLORIDA

BASIC FINANCIAL STATEMENTS

NOTES TO THE FINANCIAL STATEMENTS

September 30, 2014

(13) Deferred Outflows/Inflows of Resources

In addition to assets, the statement of net position will sometimes report a separate section for deferred outflows of resources. This separate financial statement element represents a consumption of net position that applies to a future period(s) and so will not be recognized as an outflow of resources (expense/expenditure) until then. The government has two items that qualify for reporting in this category. First, is the deferred charge on refunding reported in the government-wide statement of net position. A deferred charge on refunding results from the difference in the carrying value of refunded debt and its reacquisition price. This amount is deferred and amortized over the shorter of the life of the refunded or refunding debt. The second is the accumulated decrease in fair value of hedging derivative instruments reported in the government-wide and internal service funds statement of net position.

In addition to liabilities, the statement of net position will sometimes report a separate section for deferred inflows of resources. This separate financial statement element represents an acquisition of net position that applies to a future period(s) and so will not be recognized as an inflow of resources (revenue) until that time. The government has only one type of item, which arises only under a modified accrual basis of accounting that qualifies for reporting in this category. Accordingly, the item, unavailable revenue, is reported only in the governmental funds balance sheet. The governmental funds report unavailable revenues from property taxes, assessments, and grant revenues. These amounts are deferred and recognized as an inflow of resources in the period that the amounts become available.

(14) Fund Balance and Net Position

In the governmental funds, fund balances are reported as nonspendable if they are not in spendable form or are legally or contractually required to be maintained intact. In addition, fund balances are reported as restricted, committed or assigned to specific purposes based upon the extent to which the City is bound to honor constraints placed on those funds. Unassigned fund balance is the residual fund balance classification of the General Fund.

Encumbrance accounting, under which purchase orders and other commitments for the expenditure of funds are recorded in order to reserve that portion of the applicable appropriation, is utilized in the governmental funds. Encumbered amounts for specific purposes are reported within the applicable restricted, committed or assigned fund balance classifications.

Net position of the government-wide and proprietary funds is categorized as net investment in capital assets; restricted or unrestricted. Net investment in capital assets consists of capital assets reduced by the outstanding debt issued to acquire, construct or improve those assets, less any unspent debt proceeds. Restricted net position has regulatory or third party limitations on its use.

(2) STEWARDSHIP, COMPLIANCE, AND ACCOUNTABILITY:

At September 30, 2014, the following fund of the City had a deficit balance:

Special Revenue Fund:	
Intergovernmental Revenue	\$ (1,148,517)

The deficit in the Intergovernmental Revenue Fund is expected to be eliminated by future grant revenues.

CITY OF FORT LAUDERDALE, FLORIDA

BASIC FINANCIAL STATEMENTS

**NOTES TO THE FINANCIAL STATEMENTS
September 30, 2014**

(3) RESTRICTED ASSETS:

Restricted assets at September 30, 2014 are as follows:

	Water and Sewer	Nonmajor Enterprise Funds			Total
		Sanitation	Parking System	Airport	
Bond Construction Funds	\$ 2,082,523	\$ -	\$ -	\$ -	\$ 2,082,523
Capital Improvements	11,311,783	-	-	-	11,311,783
Debt Service Reserves	23,960,355	-	-	-	23,960,355
Renewal and Replacement	10,573,633	-	50,146	-	10,623,779
Federal Aviation Authority Projects	-	-	-	1,701,261	1,701,261
Customer Deposits	5,984,446	1,037,291	35,493	131,824	7,189,054
	<u>\$ 53,912,740</u>	<u>\$ 1,037,291</u>	<u>\$ 85,639</u>	<u>\$ 1,833,085</u>	<u>\$ 56,868,755</u>

Restricted assets for the enterprise funds are classified on the proprietary fund statement of net position as follows:

	Water and Sewer	Nonmajor Enterprise Funds			Total
		Sanitation	Parking System	Airport	
Cash and Cash Equivalents	\$ 32,163,726	\$ 1,037,291	\$ 85,639	\$ 1,833,085	\$ 35,119,741
Investments	21,749,014	-	-	-	21,749,014
	<u>\$ 53,912,740</u>	<u>\$ 1,037,291</u>	<u>\$ 85,639</u>	<u>\$ 1,833,085</u>	<u>\$ 56,868,755</u>

(4) DEPOSITS AND INVESTMENTS:

The City maintains a pooled cash and investment fund for the City's operating and capital funds. In addition, cash and investments are separately held for the City's debt service, capital projects, permanent, and enterprise funds.

In accordance with Section 218.415, Florida Statutes, the City's Investment Policy applies to all cash and investments held or controlled by the City and shall be identified as "general operating funds" of the City with the exception of the City's pension and cemetery funds. The policy was adopted on September 4, 2001 and subsequently amended on October 1, 2013.

Permitted investments, asset allocation limits, issuer limits, credit rating requirements and maturity limits are detailed in the policy in order to protect the City's cash and investments. The current policy allows for the purchase of the following investments: U.S. government securities, U.S. government agency securities, federal instrumentalities, interest-bearing time deposits or saving accounts, repurchase agreements, commercial paper, corporate notes, bankers' acceptances, state or local government taxable or tax-exempt debt, City of Fort Lauderdale debt obligations, registered investment companies (money market mutual funds), and intergovernmental investment pools. As of September 30, 2014, the total cash and investments for the City of Fort Lauderdale's primary government, was \$495,742,910.

CITY OF FORT LAUDERDALE, FLORIDA

BASIC FINANCIAL STATEMENTS

NOTES TO THE FINANCIAL STATEMENTS

September 30, 2014

CASH AND CASH EQUIVALENTS

Custodial Credit Risk – Deposits

Custodial credit risk for deposits is the risk in the event of the failure of a depository financial institution, a government may not be able to recover deposits. Monies placed on deposit with financial institutions in the form of demand deposits, time deposits or certificate of deposits are defined as public deposits. The City's investment policy requires that the City's public deposits be held in a State Qualified Public Depository as defined in Section 280.02, Florida Statutes. At September 30, 2014, \$147,541,947 was exposed to custodial credit risk because it was uninsured and collateralized with securities held by the pledging financial institutions' trust department, but not in the City's name.

As of September 30, 2014, the bank balances totaled \$148,528,437, of which \$139,484,619 was deposited in a State Qualified Public Depository and \$986,490 was insured by the Federal Depository Insurance Corporation (FDIC). Cash on hand totaled \$54,543. The carrying value of cash is \$148,166,234.

INVESTMENTS

The City's investment holdings are organized into seven portfolios. Four portfolios are governed by the City's Investment Policy (the City's Portfolios): Surplus Funds Pooled Investments, Water and Sewer Construction Portfolio, General Obligation Capital Project Portfolio, and the OPEB Trust Portfolio. The remaining three portfolios, the Cemetery Perpetual Care Fund, the Police and Firefighters' Retirement System Fund, and the General Employees' Retirement System Fund are controlled by their respective policies.

In accordance with GASB Statement No. 31, "Accounting and Financial Reporting for Certain Investments and for External Investment Pools," all investments are reported at fair value. Compositions of the portfolios as of September 30, 2014 are:

Portfolio No. 1 Surplus Funds Pooled Investments, \$318,461,060

The pooled investments portfolio consists of investments in U.S. Government Securities, U.S. Government Agency Securities, Federal Instrumentalities, corporate obligations, including government guaranteed, asset and mortgage backed securities, Wells Fargo Money Market Account, and Florida Municipal Investment Trust. There was no interest receivable on this portfolio at September 30, 2014.

The remaining proceeds of several long-term debt issues are a part of this portfolio. All of these funds are in the Florida Municipal Investment Trust, which complies with each individual debt issue's investment requirements. There was no interest receivable on these long-term debt issues at September 30, 2014.

2010B Special Obligation Bonds	\$	3,893,343
2011A Special Obligation Bonds		3,852,135
	\$	<u>7,745,478</u>

CITY OF FORT LAUDERDALE, FLORIDA

BASIC FINANCIAL STATEMENTS

NOTES TO THE FINANCIAL STATEMENTS

September 30, 2014

Portfolio No. 2 Water and Sewer Construction Portfolio, \$21,749,014

This portfolio includes investments of the Water and Sewer Enterprise Fund. As of September 30, 2014, there was \$21,749,014 in the Florida Municipal Investment Trust. There was no interest receivable on this portfolio at September 30, 2014.

Portfolio No. 3 General Obligation Capital Projects Portfolio, \$13,294,020

The General Obligation Bonds, Series 2011A proceeds may be invested by the City in such investments as are permitted by applicable law. These proceeds are in Regions Bank and Fidelity Institutional Government Money Market Fund. No interest receivable on this portfolio existed at September 30, 2014.

Portfolio No. 4 Cemetery Perpetual Care Fund, \$25,434,742

Investments permitted by this fund's investment policy include U. S. government securities, U.S. government guaranteed obligations, federal instrumentalities, commercial paper, bankers acceptances, corporate bonds or notes, state or local government taxable or tax-exempt debt, intergovernmental investment pools, common and preferred stocks from domestic and foreign corporations, repurchase agreements composed of permitted instruments, real estate and real estate securities, and high yield bond mutual funds, and other mutual funds and commingled Common Trust Funds investing in permitted instruments, including money market funds.

As of September 30, 2014 this portfolio consisted of investments in money market funds, corporate obligations, common stock and preferred stock. Interest receivable on this portfolio at September 30, 2014 was \$95,654.

Portfolio No. 5 Police and Firefighters' Retirement System Fund, \$753,671,049

Investments permitted by this fund's investment policy include equity securities and fixed income securities including cash, U.S. government agency securities, federal instrumentalities, corporate obligations, Government National Mortgage Association loans, U.S. government agency collateralized mortgage-backed securities, debentures, preferred stocks, commercial paper, certificates of deposits and other such instruments deemed prudent by the investment manager. Also permitted are other commingled vehicles invested in permitted investments.

As of September 30, 2014 investments of this portfolio include U.S. government securities, U.S. government agency securities, federal instrumentalities, mutual funds, corporate obligations, municipal bonds, real estate, venture capital and partnerships and common stock. Interest receivable on this portfolio at September 30, 2014 was \$2,365,242.

Portfolio No. 6 General Employees' Retirement System Fund, \$595,620,705

Investments permitted by this fund's investment policy include U.S. government securities, U.S. government agency securities, federal instrumentalities, common stock from domestic and foreign corporations, repurchase agreements, commercial paper, corporate obligations, banker's acceptances, state or local government taxable or tax exempt debt, real estate and real estate securities, money market funds invested in permitted securities and intergovernmental investment pools.

As of September 30, 2014 this portfolio consists of investments in U.S. government securities, U.S. government agency securities, federal instrumentalities, money market funds, corporate obligations, common stock and real estate. Interest receivable on this portfolio at September 30, 2014 was \$676,181.

CITY OF FORT LAUDERDALE, FLORIDA

BASIC FINANCIAL STATEMENTS

NOTES TO THE FINANCIAL STATEMENTS
September 30, 2014

Portfolio No. 7 OPEB Trust Fund, \$8,578,121

This portfolio is invested in a Wells Fargo Cash Investment Money Market Fund. As of September 30, 2014, there was \$8,578,121 in the OPEB Trust Fund. There was no interest receivable on this portfolio at September 30, 2014.

Interest Rate Risk

Interest rate risk is the possibility that interest rates will rise and reduce the fair value of an investment. The City manages its portfolios' exposures to declines in fair value due to rising interest rates by limiting individual investments to maturities of ten (10) years or less from the date of purchase. Also, the overall "weighted average maturity" shall be less than three (3) years. The other portfolios use either the "duration" method or the "weighted average maturity" as measurements of interest rate risk. The following table illustrates the interest rate risk for debt investments:

<u>Portfolio No. 1</u> <u>Surplus Funds Pooled Investments</u>	<u>Fair Value</u>	<u>Weighted</u> <u>Average Maturity</u>
Corporate Bonds	\$ 78,857,470	0.65
U.S. Government Agencies		
U.S. Dept of Housing and Urban Development	357,329	0.00
Federal Instrumentalities		
Federal Farm Credit Bank	16,928,890	0.11
Federal Home Loan Bank	21,396,021	0.17
Federal Home Loan Mortgage Corporation	14,907,181	0.12
Federal National Mortgage Association	38,771,361	0.25
Mortgage/Asset Backed Securities	13,436,243	0.38
State/Local Government Municipal Bonds	13,561,952	0.06
U.S. Government Securities	74,266,318	0.66

<u>Portfolio No. 4</u> <u>Cemetery Perpetual Care Fund</u>	<u>Fair Value</u>	<u>Weighted</u> <u>Average Maturity</u>
Corporate Obligations	\$ 5,257,041	10.7

<u>Portfolio No 5</u> <u>Police and Firefighters' Retirement System Fund</u>	<u>Fair Value</u>	<u>Weighted</u> <u>Average Maturity</u>
Agincourt Bond Fund (aggregate) *	\$ 105,034,940	4.20
Boyd (aggregate)	93,008,478	4.35

<u>Portfolio No. 6</u> <u>General Employees' Retirement System Fund</u>	<u>Fair Value</u>	<u>Weighted</u> <u>Average Maturity</u>
Debt Investment (aggregate) *	\$ 63,901,525	5.11

*The aggregate debt investments of Portfolios No. 5 and No. 6 include U.S. Treasury Securities, Federal Instrumentalities, Corporate Obligations and other bonds.

CITY OF FORT LAUDERDALE, FLORIDA

BASIC FINANCIAL STATEMENTS

NOTES TO THE FINANCIAL STATEMENTS

September 30, 2014

Credit Risk

GASB Statement No. 40 (GASB 40), "Deposit and Investment Risk Disclosures", requires that governments provide information about the credit risk associated with their investments by disclosing the credit quality ratings of investments in debt securities as described by nationally recognized statistical rating organizations. Unless there is information to the contrary, obligations of the U.S. government or obligations explicitly guaranteed by the U.S. government are not considered to have credit risk and do not require disclosure of credit quality.

Portfolio No. 1 Surplus Funds Pooled Investments

The City's investment policy provides for the following investments, which are limited to credit quality ratings from nationally recognized rating agencies as follows:

Corporate Obligations

Corporate obligations issued by corporations organized and operating within the United States or by depository institutions licensed by the United States that have a long-term debt rating, at the time of purchase, at a minimum "Aa" by Moody's Investor Service and a minimum "AA" by Standard & Poor's. As of September 30, 2014, \$78,857,470 of the City's investments was in corporate obligations. These issues met or exceeded the minimum rating requirements at the time of purchase.

Federal Instrumentalities

Although the City's investment policy states no rating requirement for federal instrumentalities, all investments of this type were rated AA+ by Standard & Poor's or Aaa by Moody's Investor Service. This portfolio held \$105,439,696 in this type of investment.

Portfolio No. 2 Water and Sewer Construction Portfolio

Investments in this portfolio are not required to have a rating per the City's investment policy.

Portfolio No. 3 General Obligation Capital Projects Portfolio

This portfolio has \$13,294,020 invested in Fidelity Institutional Government Money Market Fund, which has a AAAm rating.

Portfolio No. 4 Cemetery Perpetual Care Fund

This portfolio's investment policy requires investments in corporate bonds or notes to be rated A or better by a nationally recognized rating service. All of these investments met the policies requirement at September 30, 2014.

Portfolio No. 5 Police and Firefighters' Retirement System Fund

As permitted by GASB 40, interest rate risk and credit risk are managed in this portfolio in the aggregate by asset class. The portfolio includes two investment grade core bond funds, Agincourt and Boyd Watterson.

CITY OF FORT LAUDERDALE, FLORIDA

BASIC FINANCIAL STATEMENTS

NOTES TO THE FINANCIAL STATEMENTS
September 30, 2014

Portfolio No. 6 General Employees' Retirement System Fund

This portfolio's investment policy requires investments in corporate bonds or notes to be rated A or better by a nationally recognized rating service. All of these investments met this requirement at September 30, 2014.

Portfolio No. 7 OPEB Trust Fund

The City's investment policy provides guidance for investments in this portfolio. An investment policy for investments of this portfolio is being developed.

Custodial Credit Risk

The custodial credit risk for investments is the risk that, in the event of the failure of the counter-party to the transaction, a government may not be able to recover the value of its investments or collateral securities that are in the possession of an outside party.

The Wachovia Money Market Account is covered under Section 280.02, Florida Statutes, as a deposit in a State Qualified Public Depository. All other portfolio investments were held with third-party custodians as required by their respective investment policies.

Concentration of Credit Risk

GASB 40, requires disclosure of investments in any one issuer that represent five percent or more of total investments, excluding investments issued or explicitly guaranteed by the U.S. government, investments in mutual funds, external investment pools, and other pooled investments. Per this disclosure requirement, none of City's investments were with any one single issuer that represents 5% or more of all of the City's portfolios which total \$353,504,094.

In addition, the City's investment policy establishes limits on portfolio composition, both by investment type and by issuer. The City's investments did not exceed these limits during the year ended September 30, 2014. As of September 30, 2014, the City's portfolios consisted of the following:

Portfolio No. 1 Investments	Amount	Percent of Portfolio
Corporate Bonds	\$ 78,857,470	28.94%
U.S. Government Agencies		
U.S. Dept of Housing and Urban Development	357,329	0.13
Federal Instrumentalities		
Federal Farm Credit Bank	16,928,890	6.21
Federal Home Loan Bank	21,396,021	7.85
Federal Home Loan Mortgage Corporation	14,907,181	5.47
Federal National Mortgage Association	38,771,361	14.23
Mortgage/Asset Backed Securities	13,436,243	4.93
State/Local Government Municipal Bonds	13,561,952	4.98
U.S. Government Securities	74,266,318	27.26

CITY OF FORT LAUDERDALE, FLORIDA

BASIC FINANCIAL STATEMENTS

NOTES TO THE FINANCIAL STATEMENTS
September 30, 2014

Portfolio No. 4 Cemetery Perpetual Care Fund		Amount	Percent of Portfolio
Fixed Income Securities			
Corporate Obligations		\$ 5,257,041	20.67%
Portfolio No. 5 Police and Firefighters' Retirement System Fund		Amount	Percent of Portfolio
Fixed Income Securities			
U.S. Treasury Securities		\$ 63,157,772	8.38%
Federal Instrumentalities:			
Federal National Mortgage Assoc		2,213,475	0.29
Federal Home Loan Mortgage Corp		4,445,655	0.59
Corporate Obligations		128,226,515	17.01
Portfolio No. 6 General Employees' Retirement System Fund		Amount	Percent of Portfolio
Fixed Income Securities			
U.S. Treasury Securities		\$ 31,176,194	5.23%
Federal Instrumentalities:			
Federal National Mortgage Assoc		16,131,597	2.71
Federal Home Loan Mortgage Corp		10,533,240	1.77
Corporate Obligations		6,060,494	1.02

Foreign Currency Risk

GASB 40 requires governments to disclose deposits or investments exposed to foreign currency risk. None of the portfolios have exposure to foreign currency risk. All investments are in US dollars.

(5) PROPERTY TAXES:

The City's property tax is levied, becomes a lien on real and personal property located in the City and is recorded as a receivable on November 1 of each year based upon the assessed value listed as of the prior January 1. The Broward County Property Appraiser establishes assessed values. The assessed value at January 1, 2013, upon which the fiscal year 2014 levy was based, was approximately \$24.6 billion.

The City is permitted by state law to levy taxes up to 10 mills of assessed valuation for General Fund operations exclusive of voted debt levies. Taxes levied for the General Fund for the fiscal year 2014 were 4.1193 mills for operations and 0.2070 for debt service.

All taxes are due from property holders on March 31, become delinquent on April 1 and become subject to the issuance of tax sale certificates on June 1. Current tax collections for the year ended September 30, 2014 were approximately 99.8% of the total tax levy.

CITY OF FORT LAUDERDALE, FLORIDA

BASIC FINANCIAL STATEMENTS

NOTES TO THE FINANCIAL STATEMENTS
September 30, 2014

(6) RECEIVABLES:

Accounts receivable in the governmental funds at September 30, 2014 are summarized as follows:

	Primary Government		Total
	Governmental	Business-type	
Accounts Receivable:			
Trade Accounts Receivable	\$ 22,889,866	\$ 17,224,448	\$ 40,114,314
Property Taxes	2,912,587	5,394,718	8,307,305
Unbilled Receivables	220,051	136,908	356,959
Assessments Receivable	728,477	-	728,477
	<u>26,750,981</u>	<u>22,756,074</u>	<u>49,507,055</u>
Less: Allowances for Uncollectibles	(15,500,918)	(6,547,221)	(22,048,139)
Accounts receivable, net	<u>\$ 11,250,063</u>	<u>\$ 16,208,853</u>	<u>\$ 27,458,916</u>

	Governmental Activities			
	Nonmajor Governmental			Total
	General Fund	Funds	Internal Service	
Accounts Receivable:				
Trade Accounts Receivable	\$ 7,996,870	\$ 14,880,751	\$ 12,245	\$ 22,889,866
Property Taxes	2,764,907	147,680	-	2,912,587
Unbilled Receivables	220,051	-	-	220,051
Assessments Receivable	-	728,477	-	728,477
	<u>10,981,828</u>	<u>15,756,908</u>	<u>12,245</u>	<u>26,750,981</u>
Less: Allowances for uncollectibles	(899,058)	(14,597,651)	(4,209)	(15,500,918)
Accounts receivable, net	<u>\$ 10,082,770</u>	<u>\$ 1,159,257</u>	<u>\$ 8,036</u>	<u>\$ 11,250,063</u>

The City's enterprise funds provide water, sewer, sanitation and stormwater services to residents in the City. Customers routinely receive services in advance during the ordinary course of business; however, customers' deposits are available to be applied against amounts owed. Accounts receivable in the enterprise funds at September 30, 2014 are summarized as follows:

	Business-type Activities		
	Nonmajor Enterprise		Total
	Water and Sewer	Funds	
Accounts Receivable:			
Trade Accounts Receivable	\$ 12,816,701	\$ 4,407,747	\$ 17,224,448
Unbilled Receivables	4,784,562	610,156	5,394,718
Assessments Receivable	123,686	13,222	136,908
	<u>17,724,949</u>	<u>5,031,125</u>	<u>22,756,074</u>
Less: Allowances for uncollectibles	(4,962,847)	(1,584,374)	(6,547,221)
Accounts receivable, net	<u>\$ 12,762,102</u>	<u>\$ 3,446,751</u>	<u>\$ 16,208,853</u>

CITY OF FORT LAUDERDALE, FLORIDA

BASIC FINANCIAL STATEMENTS

NOTES TO THE FINANCIAL STATEMENTS

September 30, 2014

(7) INTER-FUND RECEIVABLES, PAYABLES AND TRANSFERS:

Individual inter-fund receivable and payable balances at September 30, 2014 follow:

	Due From Other Funds	Due To Other Funds	Advances From Other Funds	Advances To Other Funds
<u>Governmental Funds</u>				
General Fund	\$ 4,631,874	\$ 4,181,214	\$ -	\$ 25,000
Nonmajor Governmental Funds				
Intergovernmental Revenue Fund	-	1,263,776	-	-
Community Redevelopment Agency Fund	-	-	25,000	-
Special Assessment Fund	-	75,000	-	-
Perpetual Care	-	169,944	-	-
	<u>4,631,874</u>	<u>5,689,934</u>	<u>25,000</u>	<u>25,000</u>
<u>Fiduciary Funds</u>				
General Employees' Pension Fund	-	3,123,154	-	-
Police and Firefighters' Pension Fund	4,181,214	-	-	-
	<u>4,181,214</u>	<u>3,123,154</u>	<u>-</u>	<u>-</u>
	<u>\$ 8,813,088</u>	<u>\$ 8,813,088</u>	<u>\$ 25,000</u>	<u>\$ 25,000</u>

The payables to the General Fund from the pension trust funds totaling \$3,123,154 were for operating expenses of the General Employees' Retirement Fund paid by the City. The Intergovernmental Revenue Fund payables to the General Fund totaling \$1,263,776 represent short-term borrowings that will be repaid using grant receipts. The \$75,000 in payables to the General Fund represents the administrative fees that are due upon the closing of the State Infrastructure Bank (SIB) loan for the Wave Streetcar Project. The Perpetual Care Fund payable of \$169,944 to the General Fund represents construction costs for the City's cemeteries that will be repaid by the Cemetery Trust at the completion of the projects. The \$25,000 advance to the Community Redevelopment Agency (CRA) Fund from the General Fund represents a short-term loan for the creation of a new CRA Plan for the Central City CRA area.

CITY OF FORT LAUDERDALE, FLORIDA

BASIC FINANCIAL STATEMENTS

NOTES TO THE FINANCIAL STATEMENTS
September 30, 2014

The composition of inter-fund transfers for the year ended September 30, 2014 was as follows:

	Transfers In							Total
	Nonmajor Governmental Funds				Enterprise Funds			
Transfers Out	General	Special Revenue	Debt Service	Capital Projects	Internal Service Funds	Water and Sewer Fund	Nonmajor Enterprise Funds	
Governmental Funds								
General Fund	\$ -	\$ 4,965,830	\$ 24,584,312	\$ 5,462,089	\$ 83,200	\$ 97,152	\$ 2,055,000	\$ 37,247,583
	-	4,965,830	24,584,312	5,462,089	83,200	97,152	2,055,000	37,247,583
Nonmajor Governmental Funds								
Special Revenue Funds	982,884	16,667	593,240	8,400,982	-	-	-	9,993,773
Capital Projects Funds	579,599	-	-	1,193,758	294,541	-	-	2,067,898
Internal Service Funds	-	-	1,251,200	-	-	-	-	1,251,200
	1,562,483	16,667	1,844,440	9,594,740	294,541	-	-	13,312,871
Enterprise Funds								
Water and Sewer Fund	-	-	2,385,793	-	-	-	-	2,385,793
Nonmajor Enterprise Funds	-	-	1,055,608	-	-	67,207	-	1,122,815
	-	-	3,441,401	-	-	67,207	-	3,508,608
	\$ 1,562,483	\$ 4,982,497	\$ 29,870,153	\$ 15,056,829	\$ 377,741	\$ 164,359	\$ 2,055,000	\$ 54,069,062

The City transfers funds from the General Fund to the debt service funds to meet debt service requirements. Transfers from the General Fund to the Community Redevelopment Agency (CRA) special revenue fund represent tax increment revenues derived from appreciation of the tax bases in the redevelopment areas. Funding for non-debt financed governmental capital projects is provided through transfers from the General Fund. Other transfers to the capital projects funds provide funding for specific projects within the Community Investment program. The \$8,400,982 transfer to the capital projects funds from the special revenue funds, represents the capital projects portion of the CRA's Special Revenue Fund that was reclassified into a capital projects fund.

CITY OF FORT LAUDERDALE, FLORIDA

BASIC FINANCIAL STATEMENTS

**NOTES TO THE FINANCIAL STATEMENTS
September 30, 2014**

(8) CAPITAL ASSETS:

Capital Asset activity for governmental and business-type activities for the year ended September 30, 2014 was as follows:

	Beginning Balance	Additions	Deletions	Ending Balance
Governmental activities:				
Capital assets not being depreciated				
Land	\$ 64,771,615	\$ 2,549,577	\$ -	\$ 67,321,192
Construction in progress	22,237,990	15,665,631	18,361,065	19,542,556
Total capital assets not being depreciated	<u>87,009,605</u>	<u>18,215,208</u>	<u>18,361,065</u>	<u>86,863,748</u>
Capital assets being depreciated				
Buildings	153,249,374	2,463,097	-	155,712,471
Improvements	96,339,512	917,510	-	97,257,022
Infrastructure	39,278,032	4,454,100	-	43,732,132
Machinery, Equipment and Vehicles	98,278,674	8,458,448	4,193,695	102,543,427
Total capital assets being depreciated	<u>387,145,592</u>	<u>16,293,155</u>	<u>4,193,695</u>	<u>399,245,052</u>
Less accumulated depreciation for:				
Buildings	57,467,085	3,486,143	-	60,953,228
Improvements	59,470,790	3,255,329	-	62,726,119
Infrastructure	5,430,757	1,717,925	-	7,148,682
Machinery, Equipment and Vehicles	76,469,628	7,450,143	3,970,110	79,949,661
Total accumulated depreciation	<u>198,838,260</u>	<u>15,909,540</u>	<u>3,970,110</u>	<u>210,777,690</u>
Total capital assets being depreciated, net	<u>188,307,332</u>	<u>383,615</u>	<u>223,585</u>	<u>188,467,362</u>
Governmental activities capital assets, net	<u>\$ 275,316,937</u>	<u>\$ 18,598,823</u>	<u>\$ 18,584,650</u>	<u>\$ 275,331,110</u>
	Beginning Balance	Additions	Deletions	Ending Balance
Business-type activities:				
Capital assets not being depreciated				
Land	\$ 32,155,535	\$ -	\$ -	\$ 32,155,535
Construction in progress*	30,885,653	20,620,898	8,989,509	42,517,042
Total capital assets not being depreciated	<u>63,041,188</u>	<u>20,620,898</u>	<u>8,989,509</u>	<u>74,672,577</u>
Capital assets being depreciated				
Buildings	269,758,332	871,689	-	270,630,021
Improvements	850,533,681	6,861,164	-	857,394,845
Machinery, Equipment and Vehicles	37,001,004	2,497,638	-	39,498,642
Total capital assets being depreciated	<u>1,157,293,017</u>	<u>10,230,491</u>	<u>-</u>	<u>1,167,523,508</u>
Less accumulated depreciation for:				
Buildings	97,204,146	5,435,412	-	102,639,558
Improvements	201,833,997	18,393,373	-	220,227,370
Machinery, Equipment and Vehicles	27,666,364	2,606,433	-	30,272,797
Total accumulated depreciation	<u>326,704,507</u>	<u>26,435,218</u>	<u>-</u>	<u>353,139,725</u>
Total capital assets being depreciated, net	<u>830,588,510</u>	<u>(16,204,727)</u>	<u>-</u>	<u>814,383,783</u>
Business-type activities capital assets, net	<u>\$ 893,629,698</u>	<u>\$ 4,416,171</u>	<u>\$ 8,989,509</u>	<u>\$ 889,056,360</u>

* Current year additions include \$3,669,162 of interest costs incurred and capitalized during the year.

CITY OF FORT LAUDERDALE, FLORIDA

BASIC FINANCIAL STATEMENTS

NOTES TO THE FINANCIAL STATEMENTS

September 30, 2014

Depreciation expense was charged to the various functions of the City as follows:

Governmental Activities	
General Government	\$ 1,290,862
Public Safety	3,578,983
Physical Environment	185,781
Transportation	814,529
Economic Environment	42,292
Culture and Recreation	4,970,155
Capital Assets held in the City's internal service funds are charged to general government	<u>5,026,938</u>
	<u><u>\$ 15,909,540</u></u>
Business-type activities	
Water and Sewer	\$ 22,012,069
Sanitation	305,384
Parking System	1,005,981
Airport	2,339,556
Stormwater	<u>772,048</u>
	<u><u>\$ 26,435,038</u></u>

This report includes all general infrastructure acquired or constructed since October 1, 1979 in accordance with GASB Statement No. 34, "Basic Financial Statements – and Management's Discussion and Analysis – for State and Local Governments."

The capital asset values include in-house built software and city acquired easements in accordance with GASB Statement No. 51, "Accounting and Financial Reporting for Intangible Assets".

(9) INVESTMENT IN JOINT VENTURE:

The City has agreements with the Performing Arts Center Authority (PACA) and the Downtown Development Authority (DDA) for the operation of a 950 space-parking garage in the Arts and Science District of the City. The City, as operating agent, has full and exclusive responsibility for operation and maintenance of the garage, which is being accounted for as a joint venture in the Parking System Fund using the equity method of accounting.

The City collects all revenues and pays all operating expenses for the garage and determines the allocation to each of the participants monthly. The increase in net position for the year of \$738,834 was derived exclusively from operations. The equity interests of the City, the PACA and the DDA totaled \$142,294, \$643,309 and \$103,734, respectively at September 30, 2014. Separate financial statements for the joint venture are available from the City's Finance Department.

CITY OF FORT LAUDERDALE, FLORIDA

BASIC FINANCIAL STATEMENTS

NOTES TO THE FINANCIAL STATEMENTS

September 30, 2014

(10) RISK MANAGEMENT:

The City is exposed to various risks of loss related to torts; theft of, damage to and destruction of assets; errors and omissions; injuries to employees and natural disasters. The Insurance Fund is used to account for and finance both uninsured and insured risks of loss. Coverage is provided for workers' compensation, employment practices, public officials' liability, general liability, automobile liability, police professional liability, and certain medical benefits. The City has obtained insurance coverage for workers' compensation claims in excess of \$1.0 million for employees with statutory limits per occurrence. Property insurance has been purchased for City structures with a standard peril deductible of \$50,000, a named windstorm deductible of \$5,000,000 per loss on both the utility and non-utility property programs, and a flood deductible of either \$50,000 or \$5,000 per location, depending on the location. Commercial, specific, stop-loss insurance is also purchased for medical benefits claims in excess of \$250,000. The City also has insurance coverage for employment practices liability with a \$150,000 deductible, public officials' liability coverage with a \$100,000 deductible and a \$4.0 million combined coverage limit for both policies. Settlements have not exceeded the retention for each of the past ten fiscal years.

All operating funds of the City participate in the program and make payments to the fund based on estimates of the amounts needed to pay prior and current claims and to provide fund equity for catastrophic losses. The estimated insurance claims payable at September 30, 2014 of \$32,120,594 (discounted at 3.0%) is based on the requirements of GASB Statement No. 10, "Accounting and Financial Reporting for Risk Financing and Related Insurance Issues" as amended by GASB Statement No. 30, "Risk Financing Omnibus", which requires that claims liabilities be based upon the estimated ultimate costs of settling the claims. The liability also includes incurred but not reported claims developed through actuarial analyses of loss history and non-incremental claims adjustment expenses. Changes in the balance of estimated insurance claims payable for the fiscal years ended September 30, 2013 and 2014 follow:

	Medical Benefits	Other	Total
Balance September 30, 2012	\$ 2,694,638	\$ 30,970,602	\$ 33,665,240
New Claims and Changes in Estimates	19,059,871	7,472,324	26,532,195
Claim Payments	<u>(19,309,443)</u>	<u>(7,120,936)</u>	<u>(26,430,379)</u>
Balance September 30, 2013	2,445,066	31,321,990	33,767,056
New Claims and Changes in Estimates	15,358,666	6,175,119	21,533,785
Claim Payments	<u>(16,496,004)</u>	<u>(6,684,243)</u>	<u>(23,180,247)</u>
Balance September 30, 2014	<u>\$ 1,307,728</u>	<u>\$ 30,812,866</u>	<u>\$ 32,120,594</u>

(11) LONG-TERM DEBT:

Bonds outstanding at September 30, 2014 mature in varying amounts during succeeding fiscal years through 2041. Interest rates on fixed rate debt follow: 2.0% to 5.0% on general obligation bonds, 2.43% to 2.98% on special obligation loans, 4.1% on special obligation bonds, 2.0% to 5.0% on water and sewer revenue bonds, and 2.1% to 2.9% on state revolving fund loans.

The bond resolutions of the various revenue bond issues require that sufficient funds be available to meet the largest debt service requirement in any ensuing fiscal year. At September 30, 2014, funds available met the debt service requirements for revenue bonds.

CITY OF FORT LAUDERDALE, FLORIDA

BASIC FINANCIAL STATEMENTS

NOTES TO THE FINANCIAL STATEMENTS
September 30, 2014

The annual requirements to pay Governmental Activities principal and interest on the bonds, notes and loans outstanding at September 30, 2014 (in thousands) follow:

Year Ending September 30	Governmental Activities					
	General		Special		Special	
	Obligation Bonds		Obligation Loans		Obligation Bonds	
	Principal	Interest	Principal	Interest	Principal	Interest
2015	\$ 3,275	\$ 1,571	\$ 2,811	\$ 601	\$ 15,230	\$ 11,130
2016	3,385	1,471	2,884	528	15,470	10,889
2017	3,490	1,375	2,958	454	15,770	10,590
2018	1,035	1,294	3,036	377	16,130	10,227
2019	1,065	1,261	2,992	298	16,680	9,803
2020-2024	5,910	5,708	6,630	631	97,220	40,091
2025-2029	7,095	4,524	1,713	77	87,630	21,879
2030-2034	8,710	2,912	-	-	42,075	3,181
2035-2039	5,810	1,117	-	-	-	-
2040-2041	2,155	138	-	-	-	-
Total	<u>\$ 41,930</u>	<u>\$ 21,371</u>	<u>\$ 23,024</u>	<u>\$ 2,966</u>	<u>\$ 306,205</u>	<u>\$ 117,790</u>

General obligation bonds are secured by the full faith and credit of the City. The special obligation loans are secured by a pledge of non-ad valorem tax revenues and a covenant to budget and appropriate. The special obligation bonds are secured by a pledge of non-ad valorem tax revenues and a covenant to budget and appropriate.

Periodically, the City will issue conduit debt to fulfill a public need or purpose. These obligations are not reported as liabilities in the City's financial statements and the City is not obligated in any manner for repayment of the debt. As of September 30, 2014, the City had no conduit debt outstanding.

On June 16, 2005, the City sold \$20,000,000 in General Obligation Bonds, Series 2005 to provide a portion of the cost of constructing new or improving certain existing fire-rescue facilities within the City. The bond provides for semi-annual principal and interest payments with a final maturity on July 1, 2035. As of September 30, 2014, the City's liability for the bonds totaled \$16,150,000.

On October 29, 2010, the City issued a \$14,015,000 Special Obligation Refunding Bond, Series 2010A and a \$10,095,000 Special Obligation Refunding Bond, Series 2010B. The Series 2010A was the refunding of Special Obligation Refunding Bond, Series 2008A. This refinancing reduced the interest rate from 5.14% to 2.43%. The September 1, 2020 maturity date remained unchanged. The Series 2010B provides for semi-annual payments at a rate of 2.66%, maturing on June 1, 2022. As of September 30, 2014, the City's liability for the bonds totaled \$14,729,900.

The Series 2010B proceeds were used to reissue the City's Special Obligation Note, Series 2008B which had a principal balance of \$10,051,200. The issued debt in the amount of \$10,095,000 was for both the outstanding principal plus the cost of issuance. As of September 30, 2014, the City's liability for the 2010B loan totaled \$7,046,900.

The City has pledged legally available non-ad valorem revenues to repay the Special Obligation Refunding Bonds, Series 2010A and 2010B. The non-ad valorem revenue used for the bonds consists of utility taxes, franchise taxes, licenses and permits, fines and forfeitures, intergovernmental, charges for services, and other. For the current year, principal and interest of \$2,419,830, was paid. Non-ad valorem revenues were \$186,846,782.

CITY OF FORT LAUDERDALE, FLORIDA

BASIC FINANCIAL STATEMENTS

NOTES TO THE FINANCIAL STATEMENTS

September 30, 2014

On September 9, 2011 the City issued Special Obligation Note, Series A for \$7,218,000 and Special Obligation Note, Series B for \$2,546,000. The proceeds for Series A are being used to finance certain governmental capital improvements. Series B proceeds are financing the 800MHZ microwave equipment. The Series A note provides for semi-annual interest payments at a rate of 2.98% and annual principal payments until maturity in 2027. The Series B note provides for semi-annual interest payments at a rate of 2.45% and annual principal payments until maturity in 2019. As of September 30, 2014, the City's liability for the loans totaled \$8,294,000.

The City has pledged legally available non-ad valorem revenues to repay the Special Obligation Note, Series A and B. The non-ad valorem revenue used for the bonds consists of utility taxes, franchise taxes, licenses and permits, fines and forfeitures, intergovernmental, charges for services, and other. For the current year, principal and interest of \$992,476, was paid. Non-ad valorem revenues were \$186,846,782.

On September 28, 2011 the City issued General Obligation Bonds, Series 2011A for \$20,000,000 and General Obligation Refunding Bonds, Series 2011B for \$13,980,000. The proceeds of Series A were used to finance upgrades to existing fire-rescue facilities and construction of new facilities. Series B proceeds were used to refund the City's General Obligation Refunding Bonds, Series 2002. The Series A bonds provide for semi-annual interest payments at an average rate of 3.45% and annual principal payments until maturity in 2041. The Series B bonds provide for semi-annual interest payments at an average rate of 2.58% and semi-annual principal payments until maturity in 2017. As of September 30, 2014, the City's liability for the bonds totaled \$25,780,000.

On October 3, 2012, the City issued Taxable Special Obligation Bonds, Series 2012 for \$337,755,000. The proceeds of Series 2012 were used to discharge a portion of the Unfunded Actuarial Accrued Liabilities (UAAL) of the pension plans, including, without limitation, a partial repayment to the City of its contribution to the Police and Firefighters' Pension Plan in fiscal year 2012 to prefund a portion of its UAAL for Fiscal Year 2013. The Series 2012 bonds provide for semi-annual interest payments at an average rate of 4.13% and annual principal payments until maturity in 2032. As of September 30, 2014, the City's liability for the bonds totaled \$306,205,000.

The City has designated revenues to repay the Taxable Special Obligation Bonds, Series 2012. The designated revenue used for the bonds consists of communications services tax, public services tax, guaranteed entitlement revenues, and business tax revenues. For the current year, principal and interest of \$26,360,973, was paid. Designated revenues were \$42,815,302.

The annual requirements to pay business-type activities principal and interest on the bonds, notes and loans outstanding at September 30, 2014 (in thousands) follow:

Year Ending September 30	Business-type Activities			
	Water and Sewer Revenue Bonds		State Revolving Fund Loans	
	Principal	Interest	Principal	Interest
2015	\$ 9,945	\$ 16,252	\$ 4,869	\$ 1,697
2016	10,340	15,870	4,987	1,579
2017	10,735	15,473	5,108	1,458
2018	11,185	15,027	5,231	1,334
2019	11,660	14,540	5,358	1,207
2020-2024	66,550	64,258	28,809	4,019
2025-2029	83,650	47,127	17,491	737
2030-2034	106,525	25,719	-	-
2035-2039	48,830	3,522	-	-
Total	<u>\$ 359,420</u>	<u>\$ 217,788</u>	<u>\$ 71,853</u>	<u>\$ 12,031</u>

CITY OF FORT LAUDERDALE, FLORIDA

BASIC FINANCIAL STATEMENTS

NOTES TO THE FINANCIAL STATEMENTS

September 30, 2014

All of the outstanding bonds of the Water and Sewer Fund are secured by the water and sewer net operating revenues.

In order to take advantage of low interest rates, the City is participating in the State of Florida revolving loan program to finance sewer system capital improvements and had five loans outstanding as of September 30, 2014. The loan program operates on a reimbursement basis. When proceeds are issued, the loan accrues interest based upon the rate approved by the State at the date of closing. The liability due to the State is the original loan amount plus accrued interest until the date repayments commence, which is approximately three years from date of issue. The first loan authorized in fiscal year 2003 was for \$8,882,659, carries an interest rate of 2.9% and provides for semi-annual principal and interest payments beginning in May 2007. As of September 30, 2014, the City's liability for this loan totaled \$6,154,566.

On June 29, 2004 a second loan agreement was entered into for \$20,350,400, carrying an interest rate of 2.71% and providing for semi-annual principal and interest payments beginning in May 2006. The loan principal was increased to \$22,407,342 on January 3, 2005. The loan principal was decreased to \$22,244,216 on August 17, 2010. As of September 30, 2014, the City's liability for this loan totaled \$14,243,918.

On May 5, 2005 the City entered into its third loan agreement for \$7,256,416, which carries an interest rate of 2.19% and provides for semi-annual principal and interest payments beginning in November 2006. The loan principal was increased to \$19,116,208 on August 23, 2005. The loan principal was decreased to \$17,384,060 on April 30, 2010. As of September 30, 2014, the City's liability for this loan totaled \$10,988,561.

On March 3, 2006 the City entered into its fourth loan agreement for \$20,393,500, which carries an interest rate of 2.1% and provides for semi-annual principal and interest payments beginning in May 2008. The loan principal was increased to \$40,619,300 on October 6, 2006. The additional principal amount of \$20,225,800 carried an interest rate of 2.24%. On February 15, 2008, the loan principal was decreased to \$35,606,400, with no effect on the interest rate. The loan principal was increased to \$45,334,292 in March 2009. The addition carries an interest rate of 2.65%. The loan principal was decreased to \$44,902,893 on September 20, 2011. As of September 30, 2014, the City's liability for this loan totaled \$33,000,896.

On October 4, 2006, the City sold \$100,000,000 of Water and Sewer Revenue Bonds, Series 2006. The proceeds are being used to finance certain improvements and upgrades to the City's water and sewer system. The issue provides for semi-annual principal and interest payments with interest rates ranging from 4% to 4.25% and a final maturity on September 1, 2035. As of September 30, 2014, the City's liability for these bonds totaled \$87,835,000.

On February 11, 2008 the City entered into its fifth loan agreement for \$10,032,200, which carries an interest rate of 2.24% and provides for semi-annual principal and interest payments beginning in November 2008. The loan principal was decreased to \$10,000,000 on September 20, 2011. As of September 30, 2014, the City's liability for this loan totaled \$7,465,393.

On March 6, 2008, the City sold \$155,000,000 of Water and Sewer Revenue Bonds, Series 2008. The proceeds are being used to finance certain improvements and upgrades to the City's water and sewer system. The issue provides for semi-annual principal and interest payments with interest rates ranging from 4% to 5% and a final maturity on September 1, 2036. As of September 30, 2014, the City's liability for these bonds totaled \$135,260,000.

CITY OF FORT LAUDERDALE, FLORIDA

BASIC FINANCIAL STATEMENTS

NOTES TO THE FINANCIAL STATEMENTS
September 30, 2014

On June 10, 2010 the City sold \$82,300,000 of Water and Sewer Revenue Bonds, Series 2010. The proceeds are being used to finance certain improvements and upgrades to the City’s water and sewer system. The issue provides for semi-annual principal and interest payments with interest rates ranging from 3% to 5% and a final maturity on September 1, 2038. As of September 30, 2014, the City’s liability for these bonds totaled \$75,245,000.

On May 16, 2012 the City sold \$64,585,000 Water and Sewer Revenue Refunding Bonds, Series 2012. The Series 2012 was the refunding of the Series 2003 with an aggregate principal amount of \$4,349,805. The gross saving of the refunding was \$9,747,132, with a net present value savings of \$7,347,279. The issue provides for semi-annual principal and interest payments with interest rates ranging from 2% to 5% and a final maturity on September 1, 2031. This refinancing reduced the interest rate from 3.5% to 2%. As of September 30, 2014, the City’s liability for these bonds totaled \$61,080,000.

Following is a summary of the changes in the City’s long-term liabilities for the fiscal year ended September 30, 2014:

	Beginning Balance	Additions	Reductions	Ending Balance	Due Within One Year
Governmental Activities:					
General Obligation Bonds	\$ 45,130,000	\$ -	\$ (3,200,000)	\$ 41,930,000	\$ 3,275,000
Special Obligation Bonds	321,275,000	-	(15,070,000)	306,205,000	15,230,000
Special Obligation Loans	25,764,300	-	(2,740,400)	23,023,900	2,810,800
Unamortized Bond Premiums and Discounts	(361,002)	-	(64,997)	(425,999)	-
Estimated Claims Payable	33,767,056	21,533,785	(23,180,247)	32,120,594	7,533,741
Net OPEB Liabilities	11,631,478	3,961,542	(8,685,829)	6,907,191	-
Compensated Absences and Longevity	28,359,465	14,868,249	(15,250,006)	27,977,708	4,846,255
Total Governmental Activities	\$ 465,566,297	\$ 40,363,576	\$ (68,191,479)	\$ 437,738,394	\$ 33,695,796
Business-type Activities:					
Revenue Bonds	\$ 369,010,000	\$ -	\$ (9,590,000)	\$ 359,420,000	\$ 9,945,000
State Revolving Fund Loans	76,606,766	-	(4,753,431)	71,853,335	4,868,637
Unamortized Bond Premiums and Discounts	10,521,680	-	(907,757)	9,613,923	-
Landfill Post-Closure Costs	984,957	-	(34,206)	950,751	36,535
Net OPEB Liabilities	3,098,009	1,314,458	(2,472,637)	1,939,830	-
Compensated Absences and Longevity	4,565,627	3,052,623	(2,994,237)	4,624,013	844,941
Total Business-type Activities	\$ 464,787,039	\$ 4,367,081	\$ (20,752,268)	\$ 448,401,852	\$ 15,695,113

Internal service funds predominantly serve the governmental funds. Accordingly, their long-term liabilities totaling \$33.4 million are included as part of the above totals for governmental activities. Also, for the governmental activities, compensated absences and net OPEB obligations are generally liquidated by the General Fund.

CITY OF FORT LAUDERDALE, FLORIDA

BASIC FINANCIAL STATEMENTS

NOTES TO THE FINANCIAL STATEMENTS

September 30, 2014

(12) LANDFILL POST-CLOSURE COSTS:

The Wingate landfill and incinerator was an active disposal site from 1954 to 1978. In 1990, the site was designated by the United States Environmental Protection Agency (USEPA) as a superfund site requiring the City to take remedial action. Based on the results of a 1994 Remedial Investigation and Feasibility Study, the USEPA agreed to various remedies including a single layer cap in 1996 in a final Record of Decision at an estimated remediation cost of \$20,500,000, which was recognized as a liability in the Sanitation Fund. In 1998, the City entered into an agreement with the Potentially Responsible Parties (PRPs), known as the Wingate Superfund Group, to oversee compliance with a 1998 Consent Decree between the City, the USEPA and the PRP's. As a result of the agreement, the City reduced its estimated remediation liability to \$10,000,000.

The consent decree provided for payment of expenses associated with the remediation, promoted cost effective response actions, allocated management and financial responsibilities and resolved claims for cost recovery between the parties. The consent decree was validated on December 28, 1999, allowing site remediation to commence. The agreement with the Wingate Superfund Group created a trust fund for collection and disbursement of funds for the remediation and limited the City's share of remediation costs to \$8,325,000, excluding ancillary costs. The Second Five-Year Review Report was issued by the USEPA in July 2011. Monitoring data suggest that cleanup levels are being achieved and O&M procedures are currently maintaining the effectiveness of the remedy. The remedy currently protects human health and the environment in the short term because the landfill cap construction is complete and the required institutional controls (groundwater and land use restrictions) are in place. Based upon a favorable USEPA report reducing the amount of required monitoring the liability was reduced by \$2,368,781. As of September 30, 2014, the liability is \$950,751 to provide for estimated post closure care costs.

(13) FUND BALANCES:

In accordance with the requirements of GASB Statement No. 54, "Fund Balance Reporting and Governmental Fund Type Definitions", the City classifies governmental fund balances as follows:

- (A) Nonspendable - includes fund balance amounts that cannot be spent because they are either not in spendable form or legal or contractually required to be maintained intact.
- (B) Restricted – includes fund balance amounts that are constrained to be spent only for specific purposes which are externally imposed by creditors, grantors, contributors or laws or regulations of other governments; or imposed by law through constitutional provisions or enabling legislation.
- (C) Committed – includes unrestricted fund balance amounts that can only be used for specific purposes pursuant to internal constraints imposed by the City's Code of Ordinances which can only be established, modified or rescinded through the passage of ordinances by the City Commission, the City's highest level of decision making authority.
- (D) Assigned – includes unrestricted fund balance amounts that are constrained by the City's intent to be used for specific purposes, but are neither restricted nor committed. Either the City Commission or the City Manager has the authority to assign amounts to a specific purpose. On September 17, 2013, City Commission by Resolution 13-179 authorized the City Manager to assign resources and ending fund balance.
- (E) Unassigned – includes the residual fund balance of the General Fund not included in the above nonspendable, restricted, committed or assigned categories. It may also include negative fund balances of other governmental funds resulting from expenditures for specific purposes, which exceeded restricted, committed or assigned amounts available for those purposes.

CITY OF FORT LAUDERDALE, FLORIDA

BASIC FINANCIAL STATEMENTS

NOTES TO THE FINANCIAL STATEMENTS
September 30, 2014

It is the City's policy to use restricted fund balances before unrestricted funds when both are available for a specific purpose unless contractual requirements, such as for a specific grant that requires dollar for dollar spending, prohibit doing so. In addition, the order of use for unrestricted fund balances available for a specific purpose is committed, assigned, and then unassigned amounts.

The Commission adopted a Fund Balance Policy by Resolution No.13-179 which is a financial standard to maintain the unrestricted fund balance for the General Fund at a level that is equivalent to two (2) months of operating expenditures and required transfers. Should the projected or actual unrestricted fund balance fall below this minimum, a plan will be submitted for consideration to achieve the minimum level within a three-year period. This plan will include a combination of cost reductions, revenue enhancements, and/or service reductions and should be submitted within 30 days of recognition of the fund shortfall.

Use of fund balance below the recommended threshold is permitted only in case of an emergency, or in the case of an unanticipated economic downturn, which causes a material loss of revenues. Non-recurring revenues shall not be used to balance the annual budget for recurring expenditures.

The details of individual governmental fund balances by category at September 30, 2014 follow:

	Nonmajor Governmental					Total
	General	Special Revenue	Debt Service	Capital Projects	Permanent	
Nonspendable						
Inventories	\$ 34,258	\$ -	\$ -	\$ 6,750	\$ -	\$ 41,008
Advances to Other Funds	25,000	-	-	-	-	25,000
Endowments	-	-	-	-	13,021,302	13,021,302
Restricted For						
Debt Service	-	-	14,944,576	-	-	14,944,576
Inventories	-	9,980,553	-	-	-	9,980,553
Community Redevelopment	-	5,722,661	-	46,586,624	-	52,309,285
Building Code Enforcement	-	20,243,179	-	-	-	20,243,179
Law Enforcement	-	1,225,875	-	-	-	1,225,875
Capital Projects	-	-	-	25,892,975	-	25,892,975
Transportation	-	-	-	27,551	-	27,551
Endowments	-	-	-	-	11,949,367	11,949,367
Other Purposes	198,619	587,499	-	-	-	786,118
Committed To						
Grants and Special Programs	520,610	-	-	-	-	520,610
Beach Improvements	-	889,489	-	-	-	889,489
Assigned To						
Law Enforcement	-	1,280,107	-	-	-	1,280,107
Beach Improvements	-	26,198	-	-	-	26,198
Capital Projects	-	-	-	8,534,240	-	8,534,240
Transportation	-	-	-	226,207	-	226,207
Subsequent Year's Expenditures	2,055,809	-	-	-	-	2,055,809
Unassigned	50,781,064	(3,904,111)	-	-	-	46,876,953
Total Fund Balances	\$ 53,615,360	\$ 36,051,450	\$ 14,944,576	\$ 81,274,347	\$ 24,970,669	\$ 210,856,402

The Intergovernmental Revenue Fund had negative unassigned fund balance of \$3.9 million. This is mainly attributed to the reclassification of unavailable grant revenues to deferred inflows of resources.

CITY OF FORT LAUDERDALE, FLORIDA

BASIC FINANCIAL STATEMENTS

NOTES TO THE FINANCIAL STATEMENTS

September 30, 2014

(14) EMPLOYEE RETIREMENT SYSTEMS:

The City's pension plans are presented in accordance with GASB Statement No. 67, "Financial Reporting for Pension Plans", GASB Statement No. 27, "Accounting for Pensions by State and Local Governmental Employers", and GASB Statement No. 50, "Pension Disclosures". The objective of these statements, prepared on the accrual basis of accounting, is to enhance the understandability and usefulness of pension information included in the financial statements of state and local governmental employers. Member and City contributions are recognized when due. Benefits and refunds are recognized when due and payable in accordance with the terms of the plans. Plan investments are reported at fair value. Securities traded on a national or international exchange are valued at the last reported sales price at current exchange rates. The fair value of real estate investments is based on independent appraisals.

A) Defined Benefit Plans - Plan Descriptions and Funding Policies

1. General Employees' Retirement System

The General Employees' Retirement System is a single-employer defined benefit plan administered by an eight-member board of trustees, which covers City employees, except police and firefighters. Through collective bargaining with the general, supervisory and professional City employees, a new single-employer defined contribution pension plan was established for Teamster Union employees hired on or after October 1, 2007, Supervisory Union employees hired on or after November 7, 2007, and all other Non-Union employees hired on or after February 20, 2008. The General Employees Retirement System was then closed to new entrants. Under Ordinance No. C-11-34, adopted on December 6, 2011, a Bonus Incentive Program was offered to members eligible for either early or normal retirement as of December 1, 2011. Eligible members were granted 30 additional months of service for both benefit and eligibility purposes if, during the election period from December 7, 2011 through February 1, 2012, they elect to retire between December 14, 2011 and March 16, 2012. There were 134 members who elected to retire under the Bonus Incentive Program. The impact of the Bonus Incentive Program reflects the replacement of 20% of the members who retired under the program with promotions of the highest-paid remaining active members. The salaries of expected promoted members were increased by 5%. The City's payroll for employees covered by the plan after the plan change applicable to the September 30, 2013 actuarial valuation was approximately \$57,217,000. The total City payroll at that time was approximately \$158,475,000. As of the valuation date, employee membership data related to the pension plan was as follows:

Retirees and beneficiaries currently receiving benefits	1335
Terminated employees entitled to benefits but not yet receiving them	108
Fully, partially and non-vested active plan participants	947
Participants in DROP	19

Under the vesting provisions of the plan, employees are entitled to 100% of normal retirement benefits after 5 years of service. Members who terminate prior to vesting are entitled to a refund of employee contributions plus interest at 3% per year. Employees are eligible to retire after 30 years of service, regardless of age, or at age 55 with 5 years of service. Members who continue in employment past normal retirement may either accrue larger pensions or freeze their accrued benefit and enter the Deferred Retirement Option Plan (DROP). Each participant in the DROP has an account credited with benefits not received plus interest. Participation in the DROP must end no later than 36 months after normal retirement. Certain employees hired on or after October 1, 1983 electing reduced benefits are entitled to 100% of normal retirement benefits after 10 years of service beginning at age 65. These benefit provisions and all other requirements are established by City ordinance.

CITY OF FORT LAUDERDALE, FLORIDA

BASIC FINANCIAL STATEMENTS

NOTES TO THE FINANCIAL STATEMENTS

September 30, 2014

Employees contribute from 4% to 6% of their earnings to the plan. The City is required to contribute the remaining amounts necessary to fund the plan, based on an amount determined by the plan's actuaries as of September 30 each year. For the current year, the City's contribution rate as a percentage of annual covered payroll was 27.5%.

Annual Pension Cost, Net Pension Asset and Funding Status

Annual Pension Cost (APC) is a measure of the periodic cost of an employer's participation in a defined benefit pension plan. The APC for the General Employees' plan for the last three fiscal years follow:

General Employees'				
Fiscal Year Ended In	APC	Contribution	Percent Contributed	NPA
2014	\$ 12,968,078	\$ 15,061,353	116%	\$ (148,476,166)
2013	13,560,634	159,943,525	1179%	(146,382,891)
2012	22,369,549	22,369,549	100%	-

The City's Net Pension Asset (NPA) related to the plan for the fiscal year ended September 30, 2014 is as follows:

	General Employees'
Actuarial Required Contribution	\$ 15,061,353
Interest on NPA	(11,198,291)
Adjustments	9,105,016
Annual Pension Cost	12,968,078
Contributions Made	15,061,353
Increase in NPA	(2,093,275)
NPA at the Beginning of the Year	(146,382,891)
NPA at the End of the Year	<u>\$ (148,476,166)</u>

The current funding status (in millions) for the General Employees' plan as of the most recent valuation date follows:

Pension Plan	Valuation Date	Actuarial Value of Plan Assets	Actuarial Accrued Liability (AAL) Entry Age	Unfunded AAL (UAAL)	Funded Ratio	Annual Covered Payroll	UAAL as a % of Covered Payroll
General Employees'	09/30/13	\$ 520.0	\$ 572.5	\$ 52.5	90.8%	\$ 57.2	91.8%

CITY OF FORT LAUDERDALE, FLORIDA

BASIC FINANCIAL STATEMENTS

NOTES TO THE FINANCIAL STATEMENTS

September 30, 2014

Actuarial methods and significant actuarial assumptions used to determine the annual required contribution for the current year follow:

	General Employees'
Valuation Date	September 30, 2012
Actuarial Cost Method	Entry Age
Amortization Method	Level Percent Closed
Remaining Amortization Period	30 Years
Asset Valuation Method	Five year smoothed market
Actuarial Assumptions:	
Investment Rate of Return	7.75%
Projected Salary Increases	4.00% - 9.50% Including 3.25% Inflation
Cost-of-Living Adjustments (COLA)	Ad Hoc COLA's are granted with City Commission approval if investment earnings exceeded the funding assumptions in the prior year

The actuarial methods and assumptions used to determine the funding status for the General Employees' Retirement System remained unchanged. Three-year historical trend information is presented in required supplemental information schedules following these notes to show whether the actuarial value of plan assets is increasing or decreasing over time relative to the actuarial accrued liability (see page 82).

The Plan issues a publicly available financial report that includes financial statements and required supplementary information. That report may be obtained online at www.citypension.com or by writing the Board of Trustees:

Board of Trustees of the City of Fort Lauderdale General Employees' Retirement System
316 NE Fourth Street, Suite 2
Fort Lauderdale, FL 33301

2. Police and Firefighters' Retirement System

The Police and Firefighters' Retirement System is a single-employer defined benefit plan administered by an eight-member board of trustees, which covers all police and firefighters. The City's payroll for employees covered by the plan applicable to the September 30, 2013 actuarial valuation was approximately \$69,103,541. The total City payroll at that time was approximately \$158,475,000. As of the valuation date, employee membership data related to the pension plan was as follows:

Retirees and beneficiaries currently receiving benefits	907
Terminated employees entitled to benefits but not yet receiving them	20
Fully, partially and non-vested active plan participants	780
Participants in DROP	81

CITY OF FORT LAUDERDALE, FLORIDA

BASIC FINANCIAL STATEMENTS

NOTES TO THE FINANCIAL STATEMENTS

September 30, 2014

Under the vesting provisions of the plan, employees are entitled to 100% of normal retirement benefits after 10 years of service. Members who terminate prior to vesting are entitled to a refund of employee contributions plus interest at 3% per year. Employees are eligible to retire after 20 years of service, regardless of age, or at age 55 with 10 years of service. Members who continue in employment after completion of 20 years of service may either accrue larger pensions or freeze their accrued benefit and enter the Deferred Retirement Option Plan (DROP). Each participant in the DROP has an account credited with benefits not received plus interest. Participation in the DROP must end no later than 60, 72, 84 or 96 months after normal retirement depending on years of service. These benefit provisions and all other requirements are established by City ordinance.

Employees hired on or before April 18, 2010 contribute 8% of their earnings to the plan. Employees hired after April 18, 2010 contribute 8.5% of their earnings to the plan. In addition, contributions in the amount of \$5,325,940 were received from the State of Florida from fire and casualty insurance premium taxes. These on-behalf payments were also recognized as tax revenues and public safety expenditures in the General Fund. The City is required to contribute the remaining amounts necessary to fund the plan, based on an amount determined by the plan's actuaries as of October 1 each year. For the current year, the City and State of Florida contribution rates as percentages of annual covered payroll were 23.4% and 4.4%, respectively.

Annual Pension Cost, Net Pension Asset and Funding Status

Annual Pension Cost (APC) is a measure of the periodic cost of an employer's participation in a defined benefit pension plan. The APC for the Police and Firefighters' plans for the last three fiscal years follow:

Police and Firefighters'				
Fiscal Year Ended In	APC	Contribution	Percent Contributed	NPA
2014	\$ 16,958,373	\$ 19,012,474	112%	\$ (172,496,560)
2013	18,944,791	189,387,250	1000%	(170,442,459)
2012	21,697,551	21,697,551	100%	-

The City's net pension asset (NPA) related to the plans for the fiscal year ended September 30, 2014 is as follows:

	Police and Firefighters'
Actuarial Required Contribution	\$ 19,012,474
Interest on NPA	(12,985,146)
Adjustments	10,931,045
Annual Pension Cost	16,958,373
Contributions Made	19,012,474
Increase in NPA	(2,054,101)
NPA at the Beginning of the Year	(170,442,459)
NPA at the End of the Year	<u>\$ (172,496,560)</u>

CITY OF FORT LAUDERDALE, FLORIDA

BASIC FINANCIAL STATEMENTS

NOTES TO THE FINANCIAL STATEMENTS

September 30, 2014

The current funding status (in millions) for the Police and Firefighters' plan as of the most recent valuation date follows:

Pension Plan	Valuation Date	Actuarial Value of Plan Assets	Actuarial Liability (AAL) Entry Age	Unfunded AAL (UAAL)	Funded Ratio	Annual Covered Payroll	UAAL as a % of Covered Payroll
Police and Firefighters'	09/30/13	\$ 718.2	\$ 755.2	\$ 37.0	95.1%	\$ 69.1	53.5%

Actuarial Methods and Assumptions

Actuarial methods and significant actuarial assumptions used to determine the annual required contributions for the current year follow:

	<u>Police and Firefighters'</u>
Valuation Date	December 31, 2012
Actuarial Cost Method	Entry Age
Amortization Method	Level Percent Closed
Remaining Amortization Period	20 Years
Asset Valuation Method	Recognition of 20% of difference between market value and expected actuarial value of assets
Actuarial Assumptions:	
Investment Rate of Return	7.50%
Projected Salary Increases	2.75% - 5.75% Including 2.75% Inflation
Cost-of-Living Adjustments (COLA)	A COLA, limited to the change in the CPI, is granted each year to the extent it can be funded by the net experience gains during the prior year.

The actuarial methods and assumptions used to determine the funding status for the Police and Firefighters' Retirement System remained unchanged. Three-year historical trend information is presented in required supplementary information schedules following these notes to show whether the actuarial value of plan assets is increasing or decreasing over time relative to the actuarial accrued liability (see page 82).

The Plan issues a publicly available financial report that includes financial statements and required supplementary information. That report may be obtained online at www.ftlaudpfpension.com or by writing the Board of Trustees:

Board of Trustees of the City of Fort Lauderdale Police and Firefighters' Retirement System
 888 S. Andrews Avenue, Suite 202
 Fort Lauderdale, Florida 33316

NOTES TO THE FINANCIAL STATEMENTS

September 30, 2014

B) Defined Contribution Plans

1. General Employees Defined Contribution Plan

The General Employees Defined Contribution Plan is a single-employer defined contribution plan administered by the City, which covers all City employees hired on or after October 1, 2007, except police and fire. The City's current year payroll for employees covered by the plan was approximately \$16,091,000. The total City payroll for the year was approximately \$161,841,000.

The City contribution requirement of 9% on earnings of participants was paid on a biweekly basis and amounted to \$1,448,362 for the current year. Employee contributions are neither required nor permitted under the plan. Employees become fully vested in the plan upon entry. These benefit provisions and all other requirements are established by City ordinance.

2. General Employees Special Class Plan

The General Employees Special Class Plan is a single-employer defined contribution plan administered by the City. It is available to City employees (except police and firefighters) as an alternative to participation in the General Employees' Retirement System. The City's current year payroll for employees covered by the plan was approximately \$26,400. The total City payroll for the year was approximately \$161,841,000.

The City contribution requirement of 27.49% on earnings of participants was paid on a biweekly basis and amounted to \$7,522 for the current year. Employee contributions are neither required nor permitted under the plan. Employees become fully vested in the plan upon entry. These benefit provisions and all other requirements are established by City ordinance. This plan is no longer available to new entrants.

3. Non-classified Employees Retirement Plan

The Non-classified Employees Retirement Plan is a single-employer defined contribution plan administered by the City, which covers certain non-classified City employees who have elected not to participate in the City's General Employees' Retirement System. The City's current year payroll for employees covered by the plan was approximately \$2,721,000. The total City payroll for the year was approximately \$161,841,000.

The City contribution requirement of 18.82% on earnings of participants was paid on a biweekly basis and amounted to \$512,056 for the current year. Employee contributions are neither required nor permitted under the plan. Employees become fully vested in the plan upon entry. These benefit provisions and all other requirements are established by City ordinance. Effective October 1, 2012 the plan was closed to new entrants.

(15) OTHER POST-EMPLOYMENT BENEFITS:

The City's Other Post-Employment Benefits (OPEB) is presented in accordance with GASB Statement 45, "Accounting and Financial Reporting by Employers for Post-Employment Benefits Other Than Pensions". The provisions of this pronouncement were implemented prospectively with the actuarially determined liability of \$43,578,232 at the October 1, 2007 date of transition being amortized over 30 years. Accordingly, for financial statement purposes, this liability is not reported at the transition date.

CITY OF FORT LAUDERDALE, FLORIDA

BASIC FINANCIAL STATEMENTS

NOTES TO THE FINANCIAL STATEMENTS

September 30, 2014

Benefit Description and Funding Policy

The City provides a single employer defined benefit post-employment health insurance benefit to its general employees, sworn police officers and certified firefighters. Employees are paid from \$100 to \$400 per month upon normal retirement for the purchase of health insurance. The benefit continues until age 65 and is funded on a pay-as-you-go basis. In addition, pursuant to Section 112.0801, Florida Statutes, general employees and certified firefighters who retire from the City may continue their participation in a City sponsored health and/or dental insurance plan at the same premiums applicable to active employees. Since retiree claims are expected to result in higher costs to the plans, on average, than those for active employees on an actuarial basis, there is an implicit subsidy included in the premiums for the retirees.

Benefit provisions and City contribution requirements are established and may be amended by the City Commission through collective bargaining. As of September 30, 2014, there were 616 retired employees receiving a monthly benefit with an additional 2,096 employees eligible for participation in the future. Payments totaled \$2,580,350 for the year, of which retiree implicit subsidies amounted to \$783 of that total.

The Other Post-Employment Benefits (OPEB) Trust is administered by the City of Fort Lauderdale Commission as the Board of Trustees with a Trust Administrator responsible for the day-to-day administration. The Trust was established on September 16, 2014 and covers former City employees who are eligible for certain post-employment benefits. As of September 30, 2014, \$8,578,121 was invested in the OPEB Trust fund.

Annual OPEB Cost, Funding Status and Funding Progress

Annual OPEB Cost (AOC) is a measure of the periodic cost of an employer's participation in a defined benefit OPEB plan. Details of the City's AOC and Net OPEB Obligation (NOO) for the year ended September 30, 2014 follow:

Annual Required Contribution	\$	5,183,000
Interest on NOO		1,031,000
Amortization of NOO		(938,000)
Annual OPEB Cost (AOC)		<u>5,276,000</u>
Actual Contributions Made to Plan		<u>(11,158,466)</u>
Increase in NOO		(5,882,466)
NOO Beginning of Year		<u>14,729,487</u>
NOO End of Year	\$	<u><u>8,847,021</u></u>

The City's annual OPEB cost, the percentage of annual OPEB cost contributed and the net OPEB obligation for the last three fiscal years follow:

Fiscal Year Ended In	AOC	Contribution	Percent Contributed	NOO
2014	\$ 5,276,000	\$ 11,158,466	211.5%	\$ 8,847,021
2013	6,329,000	4,290,664	67.8%	14,729,487
2012	6,021,000	2,847,607	47.3%	12,691,151

CITY OF FORT LAUDERDALE, FLORIDA

BASIC FINANCIAL STATEMENTS

NOTES TO THE FINANCIAL STATEMENTS

September 30, 2014

As of October 1, 2013, the date of the most recent valuation, the actuarial accrued liability for benefits was \$56,597,121 and the actuarial value of assets was \$8,578,121, resulting in an unfunded actuarial accrued liability of \$48,019,000. The payroll for active participating employees for that period was approximately \$141,571,038 and the unfunded actuarial accrued liability as a percentage of payroll was 33.9%.

Actuarial Methods and Assumptions

Actuarial valuations involve estimates of the value of reported amounts and assumptions about the probability of occurrence of events far into the future. Amounts determined regarding the funding status of benefits and the annual required contributions of the City are subject to continual revision as actual results are compared with past expectations and new estimates are made about the future. Projections of benefits for financial reporting purposes are based on the substantive plan and include the types of benefits provided at the time of each valuation and the historical pattern of sharing of benefits between the City and participants. The actuarial methods and assumptions used include techniques that are designed to reduce the effects of short-term volatility in actuarial accrued liabilities and the actuarial value of assets, consistent with the long-term perspective of the calculations.

Following are the actuarial methods and significant actuarial assumptions used to determine the annual required contributions for the current year and the information disclosed above about the plan's funded status. The City's current year contribution is based upon a valuation done for the plan as of September 30, 2014.

Actuarial Cost Method	Projected Unit Credit
Amortization Method	Level Percentage - Closed
Remaining Amortization Period	24 Years
Investment Rate of Return/ Discount Rate	7.0%
Projected Salary Increases	3.5%
Medical Trend Rate	7.0%
Rate of Inflation	2.8%

Three year historical trend information is presented in a required supplementary information schedule following these notes (see page 83). Separately issued financial statements for the benefits are not available.

(16) DEFERRED COMPENSATION PLAN:

The City offers a deferred compensation plan to its employees in addition to the pension plans. Participation is optional. The City has adopted the provisions of IRS Code Section 457(g) and GASB Statement No. 32, "Accounting and Financial Reporting for IRS Code Section 457 Deferred Compensation Plans". Under these provisions, all assets and income of the plan are held in trust for the exclusive benefit of participants. Accordingly, the assets and liabilities of the plan are not reported within the City's financial statements.

CITY OF FORT LAUDERDALE, FLORIDA

BASIC FINANCIAL STATEMENTS

NOTES TO THE FINANCIAL STATEMENTS

September 30, 2014

(17) OPERATING LEASES:

On September 1, 1962, the City entered into a lease agreement as lessor with Bahia Mar Yachting Center, Inc. (Bahia Mar) for the purpose of constructing and operating a restaurant, lounge, yacht club, motel/hotel, convention hall, marine facilities and other similar businesses. The cost of the property at the inception of the lease was \$552,000. On June 30, 1994, this lease was assumed by RAHN Bahia Mar, LTD. and, as amended, will terminate on August 31, 2062, at which time, all additions to the property originally leased to Bahia Mar will revert to the City. The lease agreement provides for a minimum guaranteed annual rental of \$300,000 per year. In addition, the City receives contingent rentals (\$1,146,018 in 2014) based upon escalating percentages of gross receipts for the duration of the agreement. Minimum future rentals on this lease as of September 30, 2014 follow:

Fiscal Year Ending in:	Bahia Mar Lease
2015	\$ 300,000
2016	300,000
2017	300,000
2018	300,000
2019	300,000
Later Years	12,900,000
	<u>\$ 14,400,000</u>

The City has various aviation leases and non-aviation land leases, which are accounted for as operating leases in the Airport Fund. The cost and carrying amount of the property at the inception of the leases were \$2,677,713. Minimum future rentals on these leases as of September 30, 2014 follow:

Fiscal Year Ending in:	Aviation Leases	Land Leases	Total
2015	\$ 2,262,348	\$ 2,236,946	\$ 4,499,294
2016	2,259,665	2,236,946	4,496,611
2017	2,210,646	2,236,946	4,447,592
2018	2,122,712	2,236,946	4,359,658
2019	2,084,212	2,236,946	4,321,158
Later Years	31,463,091	43,114,517	74,577,608
	<u>\$ 42,402,674</u>	<u>\$ 54,299,247</u>	<u>\$ 96,701,921</u>

CITY OF FORT LAUDERDALE, FLORIDA

BASIC FINANCIAL STATEMENTS

NOTES TO THE FINANCIAL STATEMENTS

September 30, 2014

(18) COMMITMENTS AND CONTINGENT LIABILITIES:

The City has outstanding encumbrances in the governmental funds, as well as, other significant commitments in the various enterprise funds. The following is a summary of these commitments at September 30, 2014:

<u>Governmental Funds</u>	
General Fund	<u>\$ 2,055,809</u>
Nonmajor Governmental Funds	
Special Revenue Funds	
Law Enforcement Confiscated Property Fund	343,457
Community Redevelopment Agency Fund	220,291
Beach Business Improvement District	20,314
Building Fund	310,730
School Crossing Guards Fund	15,780
	<u>910,572</u>
Capital Projects Funds	
General Capital Projects Fund	1,720,476
Gas Tax	340,935
General Obligation Construction 2005 and 2011A Fund	147,457
Special Obligation Construction 2008B Fund	166,295
Excise Tax Construction 1998C	21,489
Special Obligation Construction 2011A	292,419
Community Redevelopment Agency Projects Fund	26,729,926
Park Impact Fee Projects Fund	277,070
	<u>29,696,067</u>
<u>Enterprise Funds</u>	
Water and Sewer	<u>4,067,178</u>
Nonmajor Enterprise Funds	
Sanitation Fund	559,060
Parking System Fund	7,134,646
Airport Fund	3,571,794
Stormwater Fund	913,324
	<u>12,178,824</u>
Total Commitments and Contigent Liabilities	<u>\$ 48,908,450</u>

On September 23, 2010, the Federal Emergency Management Agency (FEMA) was notified by the Office of Inspector General, U. S. Department of Homeland Security, after their review of costs claimed for Hurricane Wilma and Hurricane Katrina for the City of Fort Lauderdale, \$15.1 million was deemed questionable.

The City received a notice dated May 8, 2012 from the State of Florida Division of Emergency Management showing its intent for the City to repay over \$10,000,000. The City filed an appeal letter dated July 5, 2012 which was mailed to the State. In FY2012, the City recognized a liability of \$1,104,070, the original amount FEMA had stated needed to be returned for debris.

In a letter dated December 20, 2013 to the Florida Division of Emergency Management from the U.S. Department of Homeland Security, the State was notified the appeal was denied. The City was notified in a letter dated January 17, 2014 from Florida Division of Emergency Management that the appeal of \$9,957,555 was denied. The City has recognized an additional liability of \$8,853,485 in the General Fund.

CITY OF FORT LAUDERDALE, FLORIDA

BASIC FINANCIAL STATEMENTS

NOTES TO THE FINANCIAL STATEMENTS

September 30, 2014

On March 21, 2014, the City filed a second appeal. Fort Lauderdale’s City Manager and other employees met with FEMA officials in July 2014 and the decision on the second appeal is pending. The City firmly believes the reimbursements from FEMA were justified and has the documentation to support this claim.

The City has not received FEMA reimbursement in the amount of \$504,024 for several eligible projects. To be conservative the City has established a 100% allowance for this receivable thus not reflecting it in the Intergovernmental Revenue Fund financial statements. The establishment of this allowance for uncollectible accounts is not due to the ineligibility of the request but rather due to the uncertainty of FEMA making any additional payments on these disasters.

On July 18, 2014, the City received a HOME Investment Partnership Program (HOME) monitoring finding from the Department of Housing and Urban Development (HUD) for “Failure to Occupy Vacant Units in a Timely Manner”. In December 2006, the City authorized the purchase of a HUD qualified Community Housing Development Organization (CHDO) property using HOME funds. Due to unknown circumstances, the rehabilitation of this property was never completed and no documentation was available showing the property was ever used for a family that met the HOME guidelines. This finding dates back to 2006 and requires the City to repay \$100,834 to its HOME line-of-credit at HUD. The City has recognized an additional liability of \$100,834 in the General Fund.

Various substantial lawsuits have been filed against the City including personal injury claims; liability claims related to police activities and general liability claims. The estimated liabilities related to the various claims have been accrued in the City’s insurance internal service fund. In the opinion of City management, the expected liability for these claims would not materially exceed the amounts recorded in the financial statements.

(19) FORT LAUDERDALE COMMUNITY REDEVELOPMENT AGENCY:

Pursuant to section 163.387, Florida Statutes, listed below is a summary of the sources and amounts of deposits to, and the purpose and amounts of withdrawals from the Community Redevelopment Agency Funds (CRA) for the fiscal year ended September 30, 2014:

	<u>Deposits</u>	<u>Withdrawals</u>
Source of deposits:		
Tax increment revenues	\$ 7,562,636	
Investment income	352,622	
Other	15,643	
Purpose of withdrawals:		
Salaries and benefits		\$ 917,783
Professional services		109,923
Leases and rentals		163,674
Utilities and communication		23,800
Advertising		494,427
Industry development		2,239,156
Other contractual services		663,409
Insurance premiums		8,735
Office supplies		62,984
Miscellaneous		898
	<u>\$ 7,930,901</u>	<u>\$ 4,684,789</u>

CITY OF FORT LAUDERDALE, FLORIDA

BASIC FINANCIAL STATEMENTS

NOTES TO THE FINANCIAL STATEMENTS

September 30, 2014

(20) RESTATEMENT OF BEGINNING NET POSITION/FUND BALANCE:

The City restated its beginning net position/fund balance to properly reflect the employer contributions for the Police and Firefighter's Retirement System. In June 2013, the Police and Firefighter's Retirement System changed its fiscal year end from December 31st to September 30th in order to align its fiscal year with the City's. This change in fiscal year end required the City to recognize an employer contribution for the short plan year (January 2013 - September 2013). The effect of the correction in the Governmental Activities and the General Fund was to decrease the prepaid City contribution and decrease net position/fund balance by \$10,223,809 as of October 1, 2013. The Pension and OPEB Trust Funds decreased the prepaid City contribution (deferred inflow) and increased net position restricted for pension benefits by \$10,223,809 as of October 1, 2013.

Governmental Activities	
Net Position, October 1, 2013	\$ 381,158,045
Prior period adjustment	<u>(10,223,809)</u>
Restated Net Position, October 1, 2013 (as restated)	<u>\$ 370,934,236</u>
General Fund:	
Fund Balance as of October 1, 2013	\$ 58,613,490
Prior period adjustment	<u>(10,223,809)</u>
Restated Fund Balance, October 1, 2013 (as restated)	<u>\$ 48,389,681</u>
Pension and OPEB Trust Funds	
Net Position Restricted for Pension Benefits as of October 1, 2013	\$ 1,285,968,820
Prior period adjustment	<u>10,223,809</u>
Net Position Restricted for Pension Benefits as of October 1, 2013 (as restated)	<u>\$ 1,296,192,629</u>

The effect of the correction on the prior year change in net position/fund balance was a decrease of \$1,145,251 for the governmental activities and general fund and an increase of \$1,145,251 in the prior year change in net position restricted for pension benefits for the Pension and OPEB Trust Funds.

(21) NEW ACCOUNTING PRONOUNCEMENTS:

Implemented

GASB Statement 66, "Technical Corrections – 2012, an amendment of GASB Statements No. 10 and No. 62". The objective of this Statement is to improve accounting and financial reporting for a governmental financial reporting entity by resolving conflicting guidance with other GASB pronouncements. The provisions of this Statement were effective for the City's fiscal year ended September 30, 2014. It was determined that this Statement did not have an impact on the financial statements.

GASB Statement No. 70, "Accounting and Financial Reporting for Nonexchange Financial Guarantees". The objective of this Statement is to improve accounting and financial reporting by state and local governments that extend and receive nonexchange financial guarantees. The provisions of this Statement were effective for the City's fiscal year ended September 30, 2014. It was determined that it did not have an impact on the financial statements.

CITY OF FORT LAUDERDALE, FLORIDA

BASIC FINANCIAL STATEMENTS

NOTES TO THE FINANCIAL STATEMENTS

September 30, 2014

Not Yet Implemented

In June 2012, the GASB issued Statement No. 68, "Accounting and Financial Reporting for Pensions". This Statement replaces the requirements of GASB Statement No. 27 and Statement No. 50, as they relate to governments that provide pensions through pension plans administered as trusts or similar arrangements that meet certain criteria. GASB Statement 68 requires governments providing defined benefit pensions to recognize their longterm obligation for pension benefits as a liability for the first time, and to more comprehensively and comparably measure the annual costs of pension benefits. The Statement also enhances accountability and transparency through revised and new note disclosures and required supplementary information (RSI). The provisions of this Statement are effective for the City's fiscal year ending September 30, 2015.

In January 2013, the GASB issued Statement No. 69, "Government Combinations and Disposals of Government Operations". This Statement establishes accounting and financial reporting standards related to government combinations and disposals of government operations. This Statement requires the use of carrying values to measure the assets and liabilities in a government merger. This Statement also requires measurements of assets acquired and liabilities assumed generally to be based upon their acquisition values. This Statement also provides guidance for transfers of operations that do not constitute entire legally separate entities and in which no significant consideration is exchanged. This Statement defines the term operations for purposes of determining the applicability of this Statement and requires the use of carrying values to measure the assets and liabilities in a transfer of operations. This Statement provides accounting and financial reporting guidance for disposals of government operations that have been transferred or sold. This Statement requires disclosures to be made about government combinations and disposals of government operations to enable financial statement users to evaluate the nature and financial effects of those transactions. The provisions of this Statement are effective for the City's fiscal year ended September 30, 2015, with earlier application being encouraged.

In November 2013, the GASB issued Statement No. 71, "Pension Transition for Contributions Made Subsequent to the Measurement Date". The objective of this Statement is to address an issue regarding application of the transition provisions of Statement No. 68. The issue relates to amounts associated with contributions, if any, made by a state or local government employer or nonemployer contributing entity to a defined benefit pension plan after the measurement date of the government's beginning net pension liability. This Statement amends paragraph 137 of Statement No. 68 to require that, at transition, a government recognize a beginning deferred outflow of resources for its pension contributions, if any, made subsequent to the measurement date of the beginning net pension liability. Statement No. 68, as amended, continues to require that beginning balances for other deferred outflows of resources and deferred inflows of resources related to pensions be reported at transition only if it is practical to determine all such amounts. The provisions of this Statement are required to be applied simultaneously with the provisions of Statement No. 68 and are effective for the City's financial year ending September 30, 2015.

Management has not determined what impact these GASB statements might have on its financial statements.

CITY OF FORT LAUDERDALE, FLORIDA

BASIC FINANCIAL STATEMENTS

NOTES TO THE FINANCIAL STATEMENTS

September 30, 2014

(22) SUBSEQUENT EVENTS:

On December 3, 2014, Water and Sewer Revenue Refunding Bonds were issued to refund a portion of the City's outstanding Water and Sewer Revenue Bonds, Series 2006 and Series 2008. The net present value savings of the refunding was \$11,520,607. The proceeds of the refunding along with other legally available moneys of the City were placed into an escrow deposit trust fund with the Escrow Agent. The City will call the Refunded Series 2006 Bonds for redemption on September 1, 2016 and will call the Refunded Series 2008 Bonds for redemption on September 1, 2017.

***REQUIRED
SUPPLEMENTARY
INFORMATION***

CITY OF FORT LAUDERDALE, FLORIDA

REQUIRED SUPPLEMENTARY INFORMATION

CONTENTS:

	<u>Page</u>
Schedule of Revenue, Expenditures and Changes in Fund Balances -	
Budget and Actual - General Fund.....	79
Schedule of Funding Progress - Employee Retirement Systems.....	82
Schedule of Funding Progress - Other Post-Employment Benefits.....	83
Notes to Required Supplementary Information.....	84

CITY OF FORT LAUDERDALE, FLORIDA

REQUIRED SUPPLEMENTARY INFORMATION

**SCHEDULE OF REVENUE, EXPENDITURES AND CHANGES IN FUND BALANCES -
BUDGET AND ACTUAL - GENERAL FUND
For the Year Ended September 30, 2014**

	Budgeted Amounts		Actual Amounts	Variance Positive (Negative)
	Original	Final		
REVENUES				
Taxes:				
Ad Valorem	\$ 97,702,683	\$ 97,702,683	\$ 97,620,567	\$ (82,116)
Utility Service	36,592,965	36,592,965	37,005,171	412,206
Franchise Fees	15,228,206	18,883,206	22,022,134	3,138,928
Insurance Premium	4,882,276	4,882,276	5,325,940	443,664
Total Taxes	154,406,130	158,061,130	161,973,812	3,912,682
Licenses and Permits:				
Business Tax Receipts	2,619,240	2,619,240	2,615,513	(3,727)
Other Licenses and Permits	305,046	305,046	236,338	(68,708)
Total Licenses and Permits	2,924,286	2,924,286	2,851,851	(72,435)
Intergovernmental Revenues:				
State				
State Revenue Sharing	4,663,783	5,051,783	5,528,762	476,979
Half Cent Sales Tax	10,157,421	10,157,421	10,367,671	210,250
State Other	668,246	668,246	630,002	(38,244)
Local				
County Shared Gas Tax	2,132,314	2,436,119	2,508,880	72,761
County Business Tax Receipts	127,927	127,927	127,474	(453)
Total Intergovernmental Revenues	17,749,691	18,441,496	19,162,789	721,293
Charges for Services:				
General Government Charges	1,571,686	1,571,686	1,559,293	(12,393)
Public Safety Charges				
Police Service Fees	262,323	262,323	230,714	(31,609)
Alarm Fees	1,230,983	1,230,983	1,253,612	22,629
Fire Fees	1,854,149	1,854,149	1,895,706	41,557
EMS Transport Fees	8,411,028	8,411,028	8,736,491	325,463
Culture/Recreation Charges				
Auditorium	1,455,075	1,455,075	983,749	(471,326)
Stadium	40,056	40,056	69,939	29,883
Swimming Pools	653,447	653,447	718,059	64,612
Tennis Courts	709,360	709,360	625,373	(83,987)
Parks	535,315	535,315	442,627	(92,688)
Docks	2,910,895	2,910,895	3,414,872	503,977
Program Fees	1,143,398	1,143,398	1,006,381	(137,017)
Special Events	43,125	43,125	30,858	(12,267)
Miscellaneous	1,607,668	367,805	315,024	(52,781)
Total Charges for Services	22,428,508	21,188,645	21,282,698	94,053
Fines and Forfeitures:				
Court Fines and Forfeitures	4,201,306	4,201,306	2,746,630	(1,454,676)
Code Enforcement Fines	543,552	543,552	725,461	181,909
Other Fines and Forfeitures	55,060	55,060	46,023	(9,037)
Total Fines and Forfeitures	4,799,918	4,799,918	3,518,114	(1,281,804)
Miscellaneous Revenue:				
Assessments and Other Fees	33,274,463	33,319,963	33,289,448	(30,515)
Investment Income	418,557	418,557	1,056,057	637,500
Rents and Concession	2,977,245	2,977,245	3,515,467	538,222
Interfund Service Charges	38,129,433	38,234,850	39,267,998	1,033,148
Other Miscellaneous	7,059,490	3,510,738	3,875,055	364,317
Total Miscellaneous Revenue	81,859,188	78,461,353	81,004,025	2,542,672
Total Revenues	284,167,721	283,876,828	289,793,289	5,916,461

Continued

CITY OF FORT LAUDERDALE, FLORIDA

REQUIRED SUPPLEMENTARY INFORMATION

**SCHEDULE OF REVENUE, EXPENDITURES AND CHANGES IN FUND BALANCES -
BUDGET AND ACTUAL - GENERAL FUND
For the Year Ended September 30, 2014**

	Budgeted Amounts		Actual Amounts	Variance Positive (Negative)
	Original	Final		
EXPENDITURES				
General Government:				
City Attorney	\$ 3,427,604	\$ 3,429,304	\$ 3,366,487	\$ 62,817
City Auditor	841,908	841,908	800,047	41,861
City Clerk	897,147	897,147	863,413	33,734
City Commission	1,097,238	1,099,238	1,098,631	607
City Manager	4,627,984	4,627,984	4,608,067	19,917
Finance	6,762,731	6,868,148	6,216,328	651,820
Human Resources	2,430,590	2,430,590	2,284,156	146,434
Parks and Recreation	4,612,555	4,891,221	4,968,022	(76,801)
Sustainable Development	4,065,925	4,065,925	3,765,564	300,361
Other General Government	16,793,031	21,793,031	21,107,883	685,148
Total General Government	45,556,713	50,944,496	49,078,598	1,865,898
Public Safety:				
Code Enforcement	2,848,941	2,848,941	2,484,133	364,808
Fire-Rescue	63,843,362	64,149,166	63,066,912	1,082,254
Police	94,441,593	93,032,926	93,694,932	(662,006)
Other Public Safety	-	17,041	-	17,041
Total Public Safety	161,133,896	160,048,074	159,245,977	802,097
Physical Environment:				
Parks and Recreation	94,674	94,674	101,400	(6,726)
Public Works	5,029,212	5,759,850	4,994,012	765,838
Total Physical Environment	5,123,886	5,854,524	5,095,412	759,112
Transportation:				
Parks and Recreation	4,403,124	4,228,624	4,192,239	36,385
Transportation and Mobility	1,637,385	4,083,945	3,721,314	362,631
Total Transportation	6,040,509	8,312,569	7,913,553	399,016
Economic Environment:				
Sustainable Development	1,043,779	1,343,779	1,037,500	306,279
Parks and Recreation	1,451,905	212,042	275,427	(63,385)
Total Economic Environment	2,495,684	1,555,821	1,312,927	242,894
Culture/Recreation:				
Parks and Recreation	28,437,004	28,461,441	28,291,851	169,590
Total Culture/Recreation	28,437,004	28,461,441	28,291,851	169,590
Total Expenditures	248,787,692	255,176,925	250,938,318	4,238,607
Excess of Revenues Over Expenditures	35,380,029	28,699,903	38,854,971	10,155,068

Continued

CITY OF FORT LAUDERDALE, FLORIDA

REQUIRED SUPPLEMENTARY INFORMATION

**SCHEDULE OF REVENUE, EXPENDITURES AND CHANGES IN FUND BALANCES -
BUDGET AND ACTUAL - GENERAL FUND
For the Year Ended September 30, 2014**

	Budgeted Amounts		Actual Amounts	Positive (Negative)
	Original	Final		
OTHER FINANCING SOURCES (USES)				
Transfers In:				
Building Permit	\$ 982,884	\$ 982,884	\$ 982,884	\$ -
Community Redevelopment Agency Projects	-	579,599	579,599	-
Total Transfers In	982,884	1,562,483	1,562,483	-
Transfers Out:				
Community Redevelopment Agency Projects	(4,058,400)	(4,058,400)	(4,052,472)	5,928
Miscellaneous Grants Fund	(663,199)	(676,967)	(413,358)	263,609
Nuisance Abatement Fund	-	(500,000)	(500,000)	-
Special Obligation Bonds Fund	(21,564,863)	(21,564,863)	(21,564,863)	-
Special Obligation Loans Fund	(3,019,449)	(3,019,449)	(3,019,449)	-
General Capital Projects Fund	(4,809,475)	(5,462,089)	(5,462,089)	-
Sanitation Fund	(2,055,000)	(2,055,000)	(2,055,000)	-
Water and Sewer Fund	-	(97,152)	(97,152)	-
Central Services Fund	-	(83,200)	(83,200)	-
Total Transfers Out	(36,170,386)	(37,517,120)	(37,247,583)	269,537
Total Other Financing Sources (Uses)	(35,187,502)	(35,954,637)	(35,685,100)	269,537
Net Change in Fund Balances	192,527	(7,254,734)	3,169,871	10,424,605
Fund Balance - Beginning of Year (as restated)	66,633,570	46,420,198	47,577,316	1,157,118
Encumbrances at September 30, 2013	812,365	812,365	812,365	-
Fund Balance - End of Year	\$ 67,638,462	\$ 39,977,829	\$ 51,559,552	\$ 11,581,723

CITY OF FORT LAUDERDALE, FLORIDA

REQUIRED SUPPLEMENTARY INFORMATION

**SCHEDULE OF FUNDING PROGRESS - EMPLOYEE RETIREMENT SYSTEMS
LAST THREE FISCAL YEARS
(IN MILLIONS)**

GENERAL EMPLOYEES' RETIREMENT SYSTEM

Actuarial Valuation Date	Actuarial Value of Assets	Actuarial Liability (AAL) Projected Unit Cost	Unfunded AAL (UAAL)	Funded Ratio	Annual Covered Payroll	UAAL as a % of Covered Payroll
09/30/13	\$ 520.0	\$ 572.5	\$ 52.5	90.8%	\$ 57.2	91.8%
09/30/12	500.0	551.3	51.3	90.7	58.3	88.0
09/30/11	355.7	536.7	181.0	66.3	60.6	298.7

The Plan issues a publicly available financial report that includes financial statements and required supplementary information. That report may be obtained online at www.citypension.com or by writing the Board of Trustees:

Board of Trustees of the City of Fort Lauderdale General Employees' Retirement System
316 NE Fourth Street, Suite 2
Fort Lauderdale, FL 33301

POLICE AND FIREFIGHTERS' RETIREMENT SYSTEM

Actuarial Valuation Date	Actuarial Value of Assets	Actuarial Liability (AAL) Projected Unit Cost	Unfunded AAL (UAAL)	Funded Ratio	Annual Covered Payroll	UAAL as a % of Covered Payroll
09/30/13	\$ 718.2	\$ 755.2	\$ 37.0	95.1%	\$ 69.1	53.5%
12/31/12	692.5	733.3	40.8	94.4	69.7	58.5
12/31/11	669.4	724.1	54.7	92.4	65.3	83.8

The Plan issues a publicly available financial report that includes financial statements and required supplementary information. That report may be obtained online at www.ftlaudpfpension.com or by writing the Board of Trustees:

Board of Trustees of the City of Fort Lauderdale Police and Firefighters' Retirement System
888 S. Andrews Avenue, Suite 202
Fort Lauderdale, Florida 33316

CITY OF FORT LAUDERDALE, FLORIDA

REQUIRED SUPPLEMENTARY INFORMATION

**SCHEDULE OF FUNDING PROGRESS – OTHER POST-EMPLOYMENT BENEFITS
LAST THREE FISCAL YEARS
(IN MILLIONS)**

Actuarial Valuation Date	Actuarial Value of Assets	Actuarial Liability (AAL) Accrued Projected Unit Cost	Unfunded AAL (UAAL)	Funded Ratio	Annual Covered Payroll	UAAL as a % of Covered Payroll
10/01/13	\$ 8.6	\$ 56.6	\$ 48.0	15.2%	\$ 141.6	33.9%
10/01/12	-	67.2	67.2	0.0	134.6	49.9
10/01/11	-	65.2	65.2	0.0	141.9	45.9

CITY OF FORT LAUDERDALE, FLORIDA

REQUIRED SUPPLEMENTARY INFORMATION

NOTES TO REQUIRED SUPPLEMENTARY INFORMATION:

(A) Budgetary Data

The City Commission follows these procedures in establishing the budgetary data reflected in the financial statements:

- (1) Prior to August 1, the City Manager submits to the City Commission a proposed operating budget for the fiscal year commencing on October 1. The operating budget includes proposed expenditures and the means of financing them.
- (2) Public hearings are conducted.
- (3) Prior to October 1, the budget is legally enacted.
- (4) The level of control (level at which expenditures may not exceed budget) is the department. The City Manager is authorized to transfer budgeted amounts within departments of any fund. The City Commission must approve any revisions that alter the total expenditures of any department.
- (5) Annual budgets are adopted for all governmental and proprietary funds except the Intergovernmental Revenue, State Housing Initiative Partnership and Law Enforcement Confiscated Property special revenue funds and the capital project funds. The original and final budgets, as presented, include re-appropriated encumbrances of the prior year. The budgets have been adopted on a basis consistent with GAAP with the following exceptions: Budgetary expenditures include GAAP expenditures adjusted for encumbrances at September 30, 2014 and principal on the long-term debt of proprietary funds. Unencumbered balances of appropriations lapse at year-end.

The reported budgetary data represents the final approved budget after amendments adopted by the City Commission with one exception. Budgets for grants and shared revenues from other governmental units which do not lapse at year-end are only reported to the extent of revenues recognized and expenditures incurred for the current year. Individual amendments were not material in relation to the original adopted budget.

(B) Comparison of Budget to Actual Results

As discussed above, certain adjustments are necessary to compare actual data on a GAAP versus budget basis. Adjustments necessary to compare the fund balances of the General Fund at year-end follow:

Statement of revenues, expenditures and changes in fund balance – page 24	\$ 53,615,360
Basis of accounting adjustments encumbrances as of September 30, 2014	<u>(2,055,808)</u>
Statement of revenues, expenditures and changes in fund balance – budget and actual – page 81	<u>\$ 51,559,552</u>

General Fund had an excess of actual expenditures over budget for the year in the following department:

Police \$662,006

***COMBINING
FINANCIAL
STATEMENTS***

Nonmajor Governmental Funds

Special Revenue Funds

Special revenue funds are used to account for the proceeds of specific revenue sources (other than debt service or major capital projects) requiring separate accounting because of legal or regulatory provisions or administrative action.

Law Enforcement Confiscated Property Fund – to account for the proceeds from court awarded forfeitures of currency and personal property that are restricted to expenditure for law enforcement purposes.

Community Redevelopment Agency Fund – to account for the operation of the agency overseeing the financing and redevelopment of the designated redevelopment areas.

State Housing Initiative Partnership Fund – to account for revenues from the State Housing Initiative Partnership restricted to expenditure for low income housing.

Intergovernmental Revenue Fund – to account for revenues from Federal, State and local governments restricted to expenditure for specific current operating purposes or the acquisition of capital assets.

Beach Business Improvement District Fund – to account for the services and improvements to a portion of the beach area funded through assessments imposed on the businesses within that area.

Building Fund – to account for revenues derived from building permit fees restricted to expenditures associated with the enforcement of the Florida Building Code.

School Crossing Guards Fund – to account for revenues derived from parking citation surcharges restricted to expenditures related to the school crossing guard program.

Nuisance Abatement Fund – to account for fines collected due to public nuisance violations

Special Assessment Fund – to account for revenues derived from special assessments fees restricted to expenditures related to the WAVE Modern Streetcar project.

Debt Service Funds

Debt Service funds are used to account for resources that are restricted, committed or assigned to payment of principal, interest and other expenditures on general long-term debt, other than bonds payable from the operations of the enterprise funds.

General Obligation Bonds Fund – to accumulate monies for payment of the Series 1997, 1998, 2002, 2005 and 2011 General Obligation Bonds with remaining principal and interest due in varying amounts until maturity in 2041.

Special Obligation Bonds Fund – to accumulate monies for payment of the Special Obligation Bonds with remaining principal and interest due in varying amounts until maturity in 2032.

Special Obligation Loans Fund – to accumulate monies for payment of the Special Obligation Loans with remaining principal and interest due in varying amounts until maturity in 2026.

Capital Projects Funds

Capital projects funds are used to account for financial resources segregated for the acquisition or construction of major capital facilities other than those financed by enterprise operations.

General Capital Projects Fund – to account for the acquisition or construction of, or improvements to, major capital facilities.

General Obligation Construction Fund 1997 – to account for the acquisition or construction of parks and recreation facilities financed through the issuance of long-term debt.

General Obligation Construction Fund 2005 and 2011A – to account for the construction of, or improvements to fire rescue facilities financed through the issuance of long-term debt.

Excise Tax Construction Fund 1998C – to account for the acquisition or construction of, or improvements to, major capital facilities financed through the issuance of long-term debt.

Florida Intergovernmental Construction Fund 2002 – to account for the acquisition or construction of, or improvements to, major capital facilities financed through the issuance of long-term debt.

Special Obligation Construction 2008B – to account for the acquisition or construction of, or improvements to, major capital facilities financed through the issuance of long-term debt.

Special Obligation Construction 2011A – to account for the acquisition or construction of, or improvements to, major capital facilities financed through the issuance of long-term debt.

Community Redevelopment Agency Projects Fund – to account for the construction of, or improvements to infrastructure within the designated redevelopment areas of the Community Redevelopment Agency.

Gas Tax Fund – to account for the construction of, or improvements to, streets and highways financed by county-shared gas tax revenues.

Parks Impact Fee Projects – to account for the construction of, or improvements to, parks facilities financed by impact fees.

Permanent Fund

Permanent funds are used to report resources that are legally restricted to the extent that only earnings, not principal, may be used for purposes that support the reporting government's programs.

Perpetual Care Fund – to account for a portion of the lot sale proceeds of the City's cemeteries to be used for maintenance of the cemetery grounds and lots.

CITY OF FORT LAUDERDALE, FLORIDA

COMBINING FINANCIAL STATEMENTS

**COMBINING BALANCE SHEET
ALL NONMAJOR GOVERNMENTAL FUNDS
September 30, 2014**

	Special Revenue Funds			
	Law Enforcement Confiscated Property	Community Redevelopment Agency	State Housing Initiative Partnership	Intergovern- mental Revenue
ASSETS				
Cash and Cash Equivalents	\$ 2,417,141	\$ 2,948,056	\$ 478,959	\$ -
Investments	-	2,903,353	-	-
Accounts Receivable (Net)	-	2,356	-	278,108
Accrued Interest Receivable	-	-	-	-
Due from Other Governments	244,405	-	-	6,527,780
Inventory	-	7,208,292	16,667	2,755,594
Other Assets	-	-	-	150,000
Total Assets	\$ 2,661,546	\$ 13,062,057	\$ 495,626	\$ 9,711,482
LIABILITIES AND FUND BALANCES				
Liabilities:				
Accounts Payable	\$ 124,749	\$ 74,678	\$ -	\$ 3,609,114
Accrued Liabilities	30,815	31,426	549	42,698
Due to Other Governments	-	-	-	1,104,516
Due to Other Funds	-	-	-	1,263,776
Advances from Other Funds	-	25,000	-	-
Deposits	-	-	-	4,575
Unearned Revenue	-	-	478,410	121,504
Total Liabilities	155,564	131,104	478,959	6,146,183
Deferred Inflows				
Unavailable Property Tax Revenues	-	-	-	-
Unavailable Assessment Revenues	-	-	-	-
Unavailable Grant Revenues	-	-	-	4,713,816
Total Deferred Inflows	-	-	-	4,713,816
Fund Balances:				
Nonspendable	-	-	-	-
Restricted	1,225,875	12,930,953	16,667	2,755,594
Committed	-	-	-	-
Assigned	1,280,107	-	-	-
Unassigned	-	-	-	(3,904,111)
Total Fund Balances	2,505,982	12,930,953	16,667	(1,148,517)
Total Liabilities, Deferred Inflows, and Fund Balances	\$ 2,661,546	\$ 13,062,057	\$ 495,626	\$ 9,711,482

CITY OF FORT LAUDERDALE, FLORIDA

COMBINING FINANCIAL STATEMENTS

Special Revenue Funds

Beach Business Improvement District	Building	School Crossing Guards	Nuisance Abatement	Special Assessment
\$ 922,477	\$ 20,866,709	\$ 167,060	\$ 435,168	\$ 910,171
-	-	-	-	-
160	-	-	-	28,798
-	-	-	-	-
-	-	-	-	-
-	-	-	-	-
<u>\$ 922,637</u>	<u>\$ 20,866,709</u>	<u>\$ 167,060</u>	<u>\$ 435,168</u>	<u>\$ 938,969</u>
\$ 6,790	\$ 241,322	\$ 45,319	\$ 44,410	\$ -
-	208,806	-	-	-
-	-	-	-	-
-	-	-	-	75,000
-	-	-	-	-
-	173,402	-	-	760,171
160	-	-	-	28,798
<u>6,950</u>	<u>623,530</u>	<u>45,319</u>	<u>44,410</u>	<u>863,969</u>
-	-	-	-	-
-	-	-	-	-
-	-	-	-	-
-	-	-	-	-
-	-	-	-	-
-	20,243,179	121,741	390,758	75,000
889,489	-	-	-	-
26,198	-	-	-	-
-	-	-	-	-
<u>915,687</u>	<u>20,243,179</u>	<u>121,741</u>	<u>390,758</u>	<u>75,000</u>
<u>\$ 922,637</u>	<u>\$ 20,866,709</u>	<u>\$ 167,060</u>	<u>\$ 435,168</u>	<u>\$ 938,969</u>

Continued

CITY OF FORT LAUDERDALE, FLORIDA

COMBINING FINANCIAL STATEMENTS

**COMBINING BALANCE SHEET
ALL NONMAJOR GOVERNMENTAL FUNDS - Continued
September 30, 2014**

	Debt Service Funds			Capital Projects Funds	
	General Obligation Bonds	Special Obligation Bonds	Special Obligation Loans	General Capital Projects	General Obligation Construction 2005 and 2011A
ASSETS					
Cash and Cash Equivalents	\$ 637,016	\$ 14,300,111	\$ 9,866	\$ 9,102,895	\$ 810
Investments	-	-	-	-	13,294,020
Accounts Receivable (Net)	118,722	-	-	731,113	-
Accrued Interest Receivable	-	-	-	-	-
Due from Other Governments	-	-	-	-	-
Inventory	-	-	-	6,750	-
Other Assets	-	-	-	-	-
Total Assets	\$ 755,738	\$ 14,300,111	\$ 9,866	\$ 9,840,758	\$ 13,294,830
LIABILITIES AND FUND BALANCES					
Liabilities:					
Accounts Payable	\$ -	\$ -	\$ -	\$ 544,329	\$ 122,578
Accrued Liabilities	-	-	-	-	-
Due to Other Governments	-	-	-	-	-
Due to Other Funds	-	-	-	-	-
Advances from Other Funds	-	-	-	-	-
Deposits	-	-	-	60,895	-
Unearned Revenue	-	-	-	75,830	-
Total Liabilities	-	-	-	681,054	122,578
Deferred Inflows					
Unavailable Property Tax Revenues	121,139	-	-	-	-
Unavailable Assessment Revenues	-	-	-	618,714	-
Unavailable Grant Revenues	-	-	-	-	-
Total Deferred Inflows	121,139	-	-	618,714	-
Fund Balances:					
Nonspendable	-	-	-	6,750	-
Restricted	634,599	14,300,111	9,866	-	13,172,252
Committed	-	-	-	-	-
Assigned	-	-	-	8,534,240	-
Unassigned	-	-	-	-	-
Total Fund Balances	634,599	14,300,111	9,866	8,540,990	13,172,252
Total Liabilities, Deferred Inflows, and Fund Balances	\$ 755,738	\$ 14,300,111	\$ 9,866	\$ 9,840,758	\$ 13,294,830

CITY OF FORT LAUDERDALE, FLORIDA

COMBINING FINANCIAL STATEMENTS

Capital Projects Funds					Permanent	
Special Obligation Construction 2008B	Special Obligation Construction 2011A	Community Redevelopment Agency Projects	Gas Tax	Parks Impact Fee Projects	Perpetual Care	Total Nonmajor Governmental Funds
\$ -	\$ -	\$ 47,169,097	\$ 592,379	\$ 5,263,846	\$ -	\$ 106,221,761
3,893,343	3,852,135	-	-	-	25,434,742	49,377,593
-	-	-	-	-	-	1,159,257
-	-	-	-	-	95,654	95,654
-	-	-	60,833	-	-	6,833,018
-	-	-	-	-	-	9,987,303
-	-	-	-	-	-	150,000
<u>\$ 3,893,343</u>	<u>\$ 3,852,135</u>	<u>\$ 47,169,097</u>	<u>\$ 653,212</u>	<u>\$ 5,263,846</u>	<u>\$ 25,530,396</u>	<u>\$ 173,824,586</u>
\$ 57,620	\$ 94,054	\$ 582,473	\$ 399,454	\$ 136,927	\$ 389,783	\$ 6,473,600
-	-	-	-	-	-	314,294
-	-	-	-	-	-	1,104,516
-	-	-	-	-	169,944	1,508,720
-	-	-	-	-	-	25,000
-	-	-	-	-	-	999,043
-	-	-	-	-	-	2,498,386
<u>57,620</u>	<u>94,054</u>	<u>582,473</u>	<u>399,454</u>	<u>136,927</u>	<u>559,727</u>	<u>12,923,559</u>
-	-	-	-	-	-	3,659,985
-	-	-	-	-	-	3,659,985
-	-	-	-	-	13,021,302	13,028,052
3,835,723	3,758,081	46,586,624	27,551	5,126,919	11,949,367	137,160,860
-	-	-	-	-	-	889,489
-	-	-	226,207	-	-	10,066,752
-	-	-	-	-	-	(3,904,111)
<u>3,835,723</u>	<u>3,758,081</u>	<u>46,586,624</u>	<u>253,758</u>	<u>5,126,919</u>	<u>24,970,669</u>	<u>157,241,042</u>
<u>\$ 3,893,343</u>	<u>\$ 3,852,135</u>	<u>\$ 47,169,097</u>	<u>\$ 653,212</u>	<u>\$ 5,263,846</u>	<u>\$ 25,530,396</u>	<u>\$ 173,824,586</u>

Continued

CITY OF FORT LAUDERDALE, FLORIDA

COMBINING FINANCIAL STATEMENTS

**COMBINING STATEMENT OF REVENUES, EXPENDITURES, AND CHANGES
IN FUND BALANCES
ALL NONMAJOR GOVERNMENTAL FUNDS
For Fiscal Year Ended September 30, 2014**

	Special Revenue Funds				
	Law Enforcement Confiscated Property	Community Redevelopment Agency	State Housing Initiative Partnership	Intergovern- mental Revenue	Beach Business Improvement District
REVENUES					
Taxes	\$ -	\$ -	\$ -	\$ -	\$ -
Licenses and Permits	-	-	-	-	-
Intergovernmental Revenues	-	7,562,636	287,548	19,893,235	-
Charges for Services	231,260	-	-	-	-
Fines and Forfeitures	1,052,659	-	-	-	-
Miscellaneous Revenues:					
Assessments and Other Fees	-	-	-	-	651,140
Investment Income	18,852	57,452	4,754	3,335	5,563
Rents and Concessions	-	-	-	184,000	-
Contributions and Donations	-	-	-	-	-
Other Miscellaneous	500	15,643	43,555	827,545	-
Total Revenues	1,303,271	7,635,731	335,857	20,908,115	656,703
EXPENDITURES					
Current:					
General Government	\$ -	\$ -	\$ -	6,513	\$ -
Public Safety	1,045,565	-	-	695,583	-
Physical Environment	-	-	-	1,008,351	-
Transportation	-	-	-	812,431	-
Economic Environment	-	2,452,099	335,857	12,370,587	215,094
Culture/Recreation	-	-	-	258,154	-
Debt Service:					
Principal Retirement	-	-	-	-	-
Interest and Fiscal Charges	-	-	-	-	-
Capital Outlay	1,231,080	-	-	4,052,674	-
Total Expenditures	2,276,645	2,452,099	335,857	19,204,293	215,094
Excess (Deficiency) of Revenues Over (Under) Expenditures	(973,374)	5,183,632	-	1,703,822	441,609
OTHER FINANCING SOURCES (USES)					
Transfers In	-	4,052,472	-	430,025	-
Transfers (Out)	(14,588)	(8,518,783)	-	(16,667)	-
Total Other Financing Sources (Uses)	(14,588)	(4,466,311)	-	413,358	-
Net Change in Fund Balances	(987,962)	717,321	-	2,117,180	441,609
Fund Balances - Beginning	3,493,944	12,213,632	16,667	(3,265,697)	474,078
Fund Balances - Ending	\$ 2,505,982	\$ 12,930,953	\$ 16,667	\$ (1,148,517)	\$ 915,687

CITY OF FORT LAUDERDALE, FLORIDA

COMBINING FINANCIAL STATEMENTS

Special Revenue Funds				Debt Service Funds		
Building	School Crossing Guards	Nuisance Abatement	Special Assessment	General Obligation Bonds	Special Obligation Bonds	Special Obligation Loans
\$ -	\$ -	\$ -	\$ -	\$ 4,865,561	\$ -	\$ -
14,439,836	-	-	-	-	-	-
-	-	-	-	-	-	-
98,007	-	-	-	-	-	-
-	835,614	-	-	-	-	-
-	-	-	1,779,421	-	-	-
120,755	769	48	262	18,788	471	-
-	-	-	-	-	-	-
-	-	-	-	-	-	-
4	-	-	-	-	-	-
<u>14,658,602</u>	<u>836,383</u>	<u>48</u>	<u>1,779,683</u>	<u>4,884,349</u>	<u>471</u>	<u>-</u>
\$ -	\$ 751,985	\$ 109,290	\$ 1,704,683	\$ -	\$ -	\$ -
8,627,015	-	-	-	-	-	-
-	-	-	-	-	-	-
-	-	-	-	-	-	-
-	-	-	-	-	-	-
-	-	-	-	3,200,000	15,070,000	2,740,400
-	-	-	-	1,652,151	11,291,973	671,905
287,695	-	-	-	-	-	-
<u>8,914,710</u>	<u>751,985</u>	<u>109,290</u>	<u>1,704,683</u>	<u>4,852,151</u>	<u>26,361,973</u>	<u>3,412,305</u>
<u>5,743,892</u>	<u>84,398</u>	<u>(109,242)</u>	<u>75,000</u>	<u>32,198</u>	<u>(26,361,502)</u>	<u>(3,412,305)</u>
-	-	500,000	-	-	26,453,846	3,416,307
(1,443,735)	-	-	-	-	-	-
<u>(1,443,735)</u>	<u>-</u>	<u>500,000</u>	<u>-</u>	<u>-</u>	<u>26,453,846</u>	<u>3,416,307</u>
<u>4,300,157</u>	<u>84,398</u>	<u>390,758</u>	<u>75,000</u>	<u>32,198</u>	<u>92,344</u>	<u>4,002</u>
<u>15,943,022</u>	<u>37,343</u>	<u>-</u>	<u>-</u>	<u>602,401</u>	<u>14,207,767</u>	<u>5,864</u>
<u>\$ 20,243,179</u>	<u>\$ 121,741</u>	<u>\$ 390,758</u>	<u>\$ 75,000</u>	<u>\$ 634,599</u>	<u>\$ 14,300,111</u>	<u>\$ 9,866</u>

Continued

CITY OF FORT LAUDERDALE, FLORIDA

COMBINING FINANCIAL STATEMENTS

**COMBINING STATEMENT OF REVENUES, EXPENDITURES, AND CHANGES
IN FUND BALANCES
ALL NONMAJOR GOVERNMENTAL FUNDS - Continued
For Fiscal Year Ended September 30, 2014**

	Capital Projects Funds				
	General Capital Projects	General Obligation Construction 1997	General Obligation Construction 2005 and 2011A	Excise Tax Construction 1998C	Florida Intergovern- mental Construction 2002
REVENUES					
Taxes	\$ -	\$ -	\$ -	\$ -	\$ -
Licenses and Permits	-	-	-	-	-
Intergovernmental Revenues	-	-	-	-	-
Charges for Services	-	-	-	-	-
Fines and Forfeitures	-	-	-	-	-
Miscellaneous Revenues:					
Assessments and Other Fees	217,690	-	-	-	-
Investment Income	49,116	83	1,359	5,881	1,831
Rents and Concessions	-	-	-	-	-
Contributions and Donations	37,700	-	-	-	-
Other Miscellaneous	8,355	-	-	-	-
Total Revenues	312,861	83	1,359	5,881	1,831
EXPENDITURES					
Current:					
General Government	\$ -	\$ -	\$ -	\$ 50	\$ -
Public Safety	-	-	-	-	-
Physical Environment	-	-	-	-	-
Transportation	-	-	-	-	-
Economic Environment	-	-	-	-	-
Culture/Recreation	-	-	-	-	-
Debt Service:					
Principal Retirement	-	-	-	-	-
Interest and Fiscal Charges	-	-	-	-	-
Capital Outlay	3,251,224	3,681	478,056	152,736	15,664
Total Expenditures	3,251,224	3,681	478,056	152,786	15,664
Excess (Deficiency) of Revenues Over (Under) Expenditures	(2,938,363)	(3,598)	(476,697)	(146,905)	(13,833)
OTHER FINANCING SOURCES (USES)					
Transfers In	6,655,847	-	-	-	-
Transfers (Out)	(294,541)	(10,098)	-	(879,168)	(304,491)
Total Other Financing Sources (Uses)	6,361,306	(10,098)	-	(879,168)	(304,491)
Net Change in Fund Balances	3,422,943	(13,696)	(476,697)	(1,026,073)	(318,324)
Fund Balances - Beginning	5,118,047	13,696	13,648,949	1,026,073	318,324
Fund Balances - Ending	\$ 8,540,990	\$ -	\$ 13,172,252	\$ -	\$ -

CITY OF FORT LAUDERDALE, FLORIDA

COMBINING FINANCIAL STATEMENTS

Capital Projects Funds					Permanent		
Special Obligation Construction 2008B	Special Obligation Construction 2011A	Community Redevelopment Agency Projects	Gas Tax	Parks Impact Fee Projects	Perpetual Care	Total Nonmajor Governmental Funds	
\$ -	\$ -	\$ -	\$ -	\$ -	\$ -	\$	4,865,561
-	-	-	-	-	-	-	14,439,836
-	-	-	730,000	-	-	-	28,473,419
-	-	-	-	-	-	-	329,267
-	-	-	-	-	-	-	1,888,273
-	-	-	-	1,873,324	-	-	4,521,575
26,030	24,489	295,170	10,861	31,092	2,369,335	-	3,046,296
-	-	-	-	-	-	-	184,000
-	-	-	-	-	-	-	37,700
-	-	-	-	-	564,510	-	1,460,112
<u>26,030</u>	<u>24,489</u>	<u>295,170</u>	<u>740,861</u>	<u>1,904,416</u>	<u>2,933,845</u>	-	<u>59,246,039</u>
\$ 1,547	\$ 891	\$ -	\$ -	\$ -	\$ -	\$	2,574,959
-	-	-	-	-	-	-	10,368,163
-	-	-	-	-	843,035	-	1,851,386
-	-	-	-	-	-	-	812,431
-	-	-	-	-	-	-	15,373,637
-	-	-	-	-	-	-	258,154
-	-	-	-	-	-	-	21,010,400
-	-	-	-	-	-	-	13,616,029
906,928	463,622	2,232,690	1,861,600	407,543	170,224	-	15,515,417
<u>908,475</u>	<u>464,513</u>	<u>2,232,690</u>	<u>1,861,600</u>	<u>407,543</u>	<u>1,013,259</u>	-	<u>81,380,576</u>
(882,445)	(440,024)	(1,937,520)	(1,120,739)	1,496,873	1,920,586	-	(22,134,537)
-	-	8,400,982	-	-	-	-	49,909,479
-	-	(579,600)	-	-	-	-	(12,061,671)
-	-	7,821,382	-	-	-	-	37,847,808
(882,445)	(440,024)	5,883,862	(1,120,739)	1,496,873	1,920,586	-	15,713,271
4,718,168	4,198,105	40,702,762	1,374,497	3,630,046	23,050,083	-	141,527,771
<u>\$ 3,835,723</u>	<u>\$ 3,758,081</u>	<u>\$ 46,586,624</u>	<u>\$ 253,758</u>	<u>\$ 5,126,919</u>	<u>\$ 24,970,669</u>	<u>\$</u>	<u>\$ 157,241,042</u>

Continued



THIS PAGE INTENTIONALLY LEFT BLANK

Nonmajor Enterprise Funds and Internal Service Funds

Enterprise Funds

Each of the enterprise funds accounts for all activities necessary to provide the respective services of the fund, including but not limited to, administration, operations, maintenance, financing and related debt service.

Sanitation Fund – to account for the provision of solid waste disposal services to City residents, including collection and disposal of solid waste, curbside recycling, street sweeping, lot clearing and canal cleaning.

Parking System Fund - to account for the operations of various parking facilities throughout the City.

Airport Fund - to account for the operation of the Fort Lauderdale Executive Airport.

Stormwater Fund - to account for the development and operation of the City's stormwater management program.

Internal Service Funds

Internal service funds are used to account for the financing of goods or services provided by one department or fund to the other departments or funds of the City on a cost reimbursement basis.

City Insurance Fund - to account for the costs of insuring the City in the areas of general liability, auto liability, workers' compensation, police professional liability, employment practices and medical benefits. The City is primarily self-insured in these areas. Other funds are billed to cover actual costs of premiums and claims and to maintain an adequate balance in fund equity.

Central Services Fund - to account for the costs of providing communications and printing services to other departments. The other departments are billed at actual cost.

Vehicle Rental Fund - to account for the costs of operating a maintenance facility for City vehicles. Departments are billed to cover operating costs and to provide for future replacement of the vehicles. Funding for the initial purchase of vehicles is provided by the user departments.

CITY OF FORT LAUDERDALE, FLORIDA

COMBINING FINANCIAL STATEMENTS

COMBINING STATEMENT OF NET POSITION NONMAJOR PROPRIETARY FUNDS September 30, 2014

	Sanitation	Parking System	Airport	Stormwater	Total Nonmajor Enterprise Funds
ASSETS					
Current Assets:					
Cash and Cash Equivalents	\$ 9,261,833	\$ 19,746,583	\$ 18,915,041	\$ 16,045,231	\$ 63,968,688
Restricted Cash and Cash Equivalents	1,037,291	35,493	131,824	-	1,204,608
Accounts Receivable - (Net)	1,549,072	-	851,768	1,045,911	3,446,751
Due from Other Governments	115,634	27,930	2,228,757	39,275	2,411,596
Total Current Assets	11,963,830	19,810,006	22,127,390	17,130,417	71,031,643
Noncurrent Assets:					
Restricted Assets:					
Cash and Cash Equivalents	-	50,146	1,701,261	-	1,751,407
Total Restricted Assets	-	50,146	1,701,261	-	1,751,407
Investment in Joint Venture	-	785,452	-	-	785,452
Capital Assets:					
Land	1,006,568	14,679,983	2,677,713	6,052,071	24,416,335
Construction in Progress	-	1,265,501	4,324,608	257,063	5,847,172
Building	685,014	28,257,901	9,241,518	-	38,184,433
Improvements	2,041,454	4,440,723	50,704,938	13,234,938	70,422,053
Machinery, Equipment and Vehicles	1,193,484	6,228,889	1,904,849	1,032,756	10,359,978
Less: Accumulated Depreciation	(2,537,571)	(26,115,256)	(32,518,554)	(6,571,950)	(67,743,331)
Total Capital Assets (Net)	2,388,949	28,757,741	36,335,072	14,004,878	81,486,640
Total Noncurrent Assets	2,388,949	29,593,339	38,036,333	14,004,878	84,023,499
Total Assets	14,352,779	49,403,345	60,163,723	31,135,295	155,055,142
LIABILITIES					
Current Liabilities:					
Accounts Payable	1,460,443	658,460	1,708,215	82,466	3,909,584
Accrued Liabilities	197,119	170,022	51,430	79,493	498,064
Unearned Revenues	-	-	47,832	220,568	268,400
Compensated Absences Payable	88,317	67,775	29,294	41,936	227,322
Landfill Post-Closure Costs	36,535	-	-	-	36,535
Current Liabilities Payable from Restricted Assets:					
Deposits	1,037,291	35,493	131,824	-	1,204,608
Total Current Liabilities	2,819,705	931,750	1,968,595	424,463	6,144,513
Noncurrent Liabilities:					
Net OPEB Obligation	310,856	279,061	70,750	85,754	746,421
Compensated Absences Payable	447,410	369,467	201,444	217,695	1,236,016
Landfill Post-Closure Costs	914,216	-	-	-	914,216
Total Noncurrent Liabilities	1,672,482	648,528	272,194	303,449	2,896,653
Total Liabilities	4,492,187	1,580,278	2,240,789	727,912	9,041,166
NET POSITION					
Net Investment in Capital Assets	2,388,949	28,757,741	36,335,072	14,004,878	81,486,640
Restricted:					
Renewal and Replacement	-	50,146	-	-	50,146
Capital Improvements	-	-	1,701,261	-	1,701,261
Unrestricted	7,471,643	19,015,180	19,886,601	16,402,505	62,775,929
Total Net Position	\$ 9,860,592	\$ 47,823,067	\$ 57,922,934	\$ 30,407,383	\$ 146,013,976

CITY OF FORT LAUDERDALE, FLORIDA

COMBINING FINANCIAL STATEMENTS

**COMBINING STATEMENT OF REVENUES, EXPENSES, AND CHANGES IN NET POSITION
NONMAJOR PROPRIETARY FUNDS
For Fiscal Year Ended September 30, 2014**

	Sanitation	Parking System	Airport	Stormwater	Total Nonmajor Enterprise Funds
Operating Revenues:					
Charges for Services	\$ 15,107,771	\$ 12,730,397	\$ 3,958,241	\$ 5,573,217	\$ 37,369,626
Equity in Joint Venture	-	133,749	-	-	133,749
Parking Citations	-	2,950,100	-	-	2,950,100
Land Leases	-	-	3,593,991	-	3,593,991
Miscellaneous Income	339,779	174,801	401,557	22,407	938,544
Total Operating Revenues	15,447,550	15,989,047	7,953,789	5,595,624	44,986,010
Operating Expenses:					
Personal Services	6,674,939	4,929,224	1,519,628	2,547,907	15,671,698
Material, Supplies, and Operating expenses	13,097,891	7,719,663	5,766,951	3,448,101	30,032,606
Depreciation	305,384	1,005,981	2,339,556	772,048	4,422,969
Total Operating Expenses	20,078,214	13,654,868	9,626,135	6,768,056	50,127,273
Operating Income (Loss)	(4,630,664)	2,334,179	(1,672,346)	(1,172,432)	(5,141,263)
Nonoperating Revenues:					
Interest Income	112,097	124,164	167,358	123,745	527,364
Total Nonoperating Revenues	112,097	124,164	167,358	123,745	527,364
Income Before Contributions and Transfers	(4,518,567)	2,458,343	(1,504,988)	(1,048,687)	(4,613,899)
Capital Contributions	-	-	4,550,682	15,000	4,565,682
Transfers In	2,055,000	-	-	-	2,055,000
Transfers (Out)	(419,095)	(362,672)	(103,663)	(237,385)	(1,122,815)
Change in Net Position	(2,882,662)	2,095,671	2,942,031	(1,271,072)	883,968
Total Net Position - Beginning	12,743,254	45,727,396	54,980,903	31,678,455	145,130,008
Total Net Position - Ending	\$ 9,860,592	\$ 47,823,067	\$ 57,922,934	\$ 30,407,383	\$ 146,013,976

CITY OF FORT LAUDERDALE, FLORIDA

COMBINING FINANCIAL STATEMENTS

**COMBINING STATEMENT OF CASH FLOWS
NONMAJOR PROPRIETARY FUNDS
For Fiscal Year Ended September 30, 2014**

	Sanitation	Parking System	Airport	Stormwater	Total Nonmajor Enterprise Funds
Cash Flows from Operating Activities					
Receipts from Customers and Users	\$ 15,533,666	\$ 15,822,048	\$ 7,161,045	\$ 5,895,152	\$ 44,411,911
Payments to Suppliers	(9,521,450)	(2,423,507)	(1,443,817)	(1,842,095)	(15,230,869)
Payments to Employees	(6,621,633)	(5,081,768)	(1,567,254)	(2,495,293)	(15,765,948)
Payments to Other Funds	(2,760,484)	(4,979,207)	(2,743,385)	(1,775,140)	(12,258,216)
Net Cash Provided (Used) by Operating Activities	(3,369,901)	3,337,566	1,406,589	(217,376)	1,156,878
Cash Flows from Noncapital Financing Activities					
Intergovernmental Revenues	-	-	(2,163,607)	-	(2,163,607)
Transfers from Other Funds	2,055,000	-	-	-	2,055,000
Transfers (to) Other Funds	(419,095)	(362,672)	(103,663)	(237,385)	(1,122,815)
Net Cash Provided (Used) by Noncapital Financing Activities	1,635,905	(362,672)	(2,267,270)	(237,385)	(1,231,422)
Cash Flows from Capital and Related Financing Activities					
Acquisition/Construction of Capital Assets	(57,480)	(1,249,233)	(6,312,701)	417,805	(7,201,609)
Contributions	-	-	4,550,682	15,000	4,565,682
Investment in Joint Venture	-	137,734	-	-	137,734
Net Cash (Used) Provided by Capital and Related Financing Activities	(57,480)	(1,111,499)	(1,762,019)	432,805	(2,498,193)
Cash Flows from Investing Activities					
Interest Income on Investments	112,097	124,164	167,358	123,745	527,364
Net Cash Provided by Investing Activities	112,097	124,164	167,358	123,745	527,364
Net Increase (Decrease) in Cash and Cash Equivalents	(1,679,379)	1,987,559	(2,455,342)	101,789	(2,045,373)
Cash and Cash Equivalents at Beginning of Year	11,978,503	17,844,663	23,203,468	15,943,442	68,970,076
Cash and Cash Equivalents at End of Year	\$ 10,299,124	\$ 19,832,222	\$ 20,748,126	\$ 16,045,231	\$ 66,924,703

Continued

CITY OF FORT LAUDERDALE, FLORIDA

COMBINING FINANCIAL STATEMENTS

**COMBINING STATEMENT OF CASH FLOWS - Continued
NONMAJOR PROPRIETARY FUNDS
For Fiscal Year Ended September 30, 2014**

	Sanitation	Parking System	Airport	Stormwater	Total Nonmajor Enterprise Funds
Reconciliation of Operating Income (Loss) to Net Cash Provided by (Used in) Operating Activities					
Operating Income (Loss)	\$ (4,630,664)	\$ 2,334,179	\$ (1,672,346)	\$ (1,172,432)	\$ (5,141,263)
Depreciation	305,384	1,005,981	2,339,556	772,048	4,422,969
Equity in Earnings on Unconsolidated Joint Venture	-	(133,749)	-	-	(133,749)
Change in Assets and Liabilities:					
(Increase) Decrease in Accounts Receivable	(17,204)	-	(851,768)	191,334	(677,638)
(Increase) Decrease in Due from Other Governments	107,473	(27,930)	-	115,724	195,267
Decrease in Prepaid Expenses	-	-	214,869	-	214,869
Increase (Decrease) in Accounts Payable	850,163	316,949	1,364,880	(109,213)	2,422,779
Increase in Accrued Liabilities	74,488	35,501	10,983	27,739	148,711
Increase in Unearned Revenues	-	-	47,832	-	47,832
Increase (Decrease) in Deposits	(4,153)	(5,320)	11,192	(7,529)	(5,810)
(Decrease) in Net OPEB Obligation	(120,099)	(178,599)	(38,499)	(59,921)	(397,118)
Increase (Decrease) in Compensated Absences and Longevity	98,917	(9,446)	(20,110)	24,874	94,235
(Decrease) in Landfill Post-Closure Costs	(34,206)	-	-	-	(34,206)
Total Adjustments	1,260,763	1,003,387	3,078,935	955,056	6,298,141
Net Cash Provided by (Used in) Operating Activities	\$ (3,369,901)	\$ 3,337,566	\$ 1,406,589	\$ (217,376)	\$ 1,156,878

CITY OF FORT LAUDERDALE, FLORIDA

COMBINING FINANCIAL STATEMENTS

**COMBINING STATEMENT OF NET POSITION
INTERNAL SERVICE FUNDS
September 30, 2014**

	City Insurance	Central Services	Vehicle Rental	Total
ASSETS				
Current Assets:				
Cash and Cash Equivalents	\$ 39,246,214	\$ 2,761,868	\$ 15,555,434	\$ 57,563,516
Accounts Receivable (Net)	69	7,967	-	8,036
Deposits	25,000	-	-	25,000
Total Current Assets	39,271,283	2,769,835	15,555,434	57,596,552
Capital Assets:				
Construction in Progress	-	479,765	-	479,765
Buildings	-	-	962,879	962,879
Improvements	-	652,462	724,255	1,376,717
Machinery, Equipment and Vehicles	176,385	8,359,156	46,757,671	55,293,212
Less Accumulated Depreciation	(124,385)	(6,700,330)	(38,482,790)	(45,307,505)
Total Capital Assets (Net)	52,000	2,791,053	9,962,015	12,805,068
DEFERRED OUTFLOWS				
Accumulated Decrease in Fair Value of				
Derivative Instruments	-	-	142,779	142,779
Total Deferred Outflows	-	-	142,779	142,779
Total Assets and Deferred Outflows	39,323,283	5,560,888	25,660,228	70,544,399
LIABILITIES				
Current Liabilities:				
Accounts Payable	846,305	390,171	1,626,666	2,863,142
Accrued Liabilities	45,145	234,715	9,112	288,972
Derivative Instruments	-	-	142,779	142,779
Compensated Absences and Longevity	25,917	74,578	1,962	102,457
Estimated Claims Payable	7,533,741	-	-	7,533,741
Total Current Liabilities	8,451,108	699,464	1,780,519	10,931,091
Noncurrent Liabilities:				
Net OPEB Obligation	42,877	225,460	14,295	282,632
Compensated Absences Payable	145,608	717,437	15,087	878,132
Estimated Claims Payable	24,586,853	-	-	24,586,853
Total Noncurrent Liabilities	24,775,338	942,897	29,382	25,747,617
Total Liabilities	33,226,446	1,642,361	1,809,901	36,678,708
NET POSITION				
Net Investment in Capital Assets	52,000	2,791,053	9,962,015	12,805,068
Unrestricted	6,044,837	1,127,474	13,888,312	21,060,623
Total Net Position	\$ 6,096,837	\$ 3,918,527	\$ 23,850,327	\$ 33,865,691

CITY OF FORT LAUDERDALE, FLORIDA

COMBINING FINANCIAL STATEMENTS

**COMBINING STATEMENT OF REVENUES, EXPENSES, AND CHANGES IN NET POSITION
INTERNAL SERVICE FUNDS
For Fiscal Year Ended September 30, 2014**

	City Insurance	Central Services	Vehicle Rental	Total
Operating Revenues:				
Charges for Services	\$ 36,531,569	\$ 15,989,566	\$ 15,960,541	\$ 68,481,676
Miscellaneous Revenues	102,551	50,497	529,104	682,152
Total Operating Revenues	36,634,120	16,040,063	16,489,645	69,163,828
Operating Expenses:				
Personal Services	1,319,075	6,982,223	272,901	8,574,199
Current Expenses	32,249,353	5,709,397	10,885,905	48,844,655
Depreciation	10,400	641,408	4,375,129	5,026,937
Total Operating Expenses	33,578,828	13,333,028	15,533,935	62,445,791
Operating Income	3,055,292	2,707,035	955,710	6,718,037
Nonoperating Revenues (Expenses)				
Interest Income	254,014	15,248	83,239	352,501
Loss on Disposal	-	-	(223,585)	(223,585)
Total Nonoperating Revenues (Expenses)	254,014	15,248	(140,346)	128,916
Income Before Transfers	3,309,306	2,722,283	815,364	6,846,953
Transfers In	-	377,741	-	377,741
Transfers (Out)	(90,280)	(1,129,358)	(31,562)	(1,251,200)
Change in Net Position	3,219,026	1,970,666	783,802	5,973,494
Total Net Position - Beginning	2,877,811	1,947,861	23,066,525	27,892,197
Total Net Position - Ending	\$ 6,096,837	\$ 3,918,527	\$ 23,850,327	\$ 33,865,691

CITY OF FORT LAUDERDALE, FLORIDA

COMBINING FINANCIAL STATEMENTS

**COMBINING STATEMENT OF CASH FLOWS
INTERNAL SERVICE FUNDS
For Fiscal Year Ended September 30, 2014**

	City Insurance	Central Services	Vehicle Rental	Total
Cash Flows from Operating Activities				
Receipts from Customers and Users	\$ 36,634,111	\$ 16,037,035	\$ 16,489,645	\$ 69,160,791
Payments to Suppliers	(30,433,355)	(4,641,491)	(9,686,851)	(44,761,697)
Payments to Employees	(2,836,907)	(7,195,897)	(278,880)	(10,311,684)
Payments to Other Funds	(1,355,616)	(1,236,712)	(515,699)	(3,108,027)
Net Cash Provided by Operating Activities	2,008,233	2,962,935	6,008,215	10,979,383
Cash Flows from Noncapital Financing Activities				
Transfers from Other Funds	-	377,741	-	377,741
Transfers (to) Other Funds	(90,280)	(1,129,358)	(31,562)	(1,251,200)
Net Cash Used in Noncapital Financing Activities	(90,280)	(751,617)	(31,562)	(873,459)
Cash Flows from Capital and Related Financing Activities				
Acquisition/Construction of Capital Assets	-	(2,024,904)	(3,647,423)	(5,672,327)
Net Cash Used in Capital and Related Financing Activities	-	(2,024,904)	(3,647,423)	(5,672,327)
Cash Flows from Investing Activities				
Interest Income on Investments	254,014	15,248	83,239	352,501
Net Cash Provided By Investing Activities	254,014	15,248	83,239	352,501
Net Increase in Cash and Cash Equivalents	2,171,967	201,662	2,412,469	4,786,098
Cash and Cash Equivalents at Beginning of Year	37,074,247	2,560,206	13,142,965	52,777,418
Cash and Cash Equivalents at End of Year	\$ 39,246,214	\$ 2,761,868	\$ 15,555,434	\$ 57,563,516

Continued

CITY OF FORT LAUDERDALE, FLORIDA

COMBINING FINANCIAL STATEMENTS

COMBINING STATEMENT OF CASH FLOWS - Continued
INTERNAL SERVICE FUNDS
For Fiscal Year Ended September 30, 2014

	City Insurance	Central Services	Vehicle Rental	Total
Reconciliation of Operating Income to Net Cash Provided by (Used in) Operating Activities				
Operating Income	\$ 3,055,292	\$ 2,707,035	\$ 955,710	\$ 6,718,037
Depreciation	10,400	641,408	4,375,129	5,026,937
Change in Assets and Liabilities:				
(Increase) Decrease in Accounts Receivable	(9)	(3,028)	-	(3,037)
(Increase) in Inventories	-	4,109	-	4,109
Increase (Decrease) in Accounts Payable	360,382	(172,915)	683,355	870,822
Increase (Decrease) in Accrued Liabilities	6,138	32,145	1,504	39,787
Increase (Decrease) in Deposits	100,000	-	-	100,000
Increase (Decrease) in Net OPEB Obligation	(29,960)	(157,536)	(9,979)	(197,475)
Increase (Decrease) in Compensated Absences and Longevity	1,335,343	(88,283)	2,496	1,249,556
(Decrease) in Claims Payable	(2,829,353)	-	-	(2,829,353)
Total Adjustments	(1,047,059)	255,900	5,052,505	4,261,346
Net Cash Provided by Operating Activities	\$ 2,008,233	\$ 2,962,935	\$ 6,008,215	\$ 10,979,383



THIS PAGE INTENTIONALLY LEFT BLANK

Fiduciary Funds

Trust Funds

The trust funds are used to account for assets held by the government in a trustee capacity. They are accounted for in essentially the same manner as enterprise funds since capital maintenance is critical.

Pension Trust Funds

General Employees' Fund - is used to account for the accumulation of resources to be used for retirement benefit payments to City employees, except police and fire. Resources are contributed by employees at rates fixed by law and by the City at amounts determined by annual actuarial valuations.

Police and Firefighters' Fund - is used to account for the accumulation of resources to be used for retirement benefit payments to police and fire employees. Resources are contributed by employees at rates fixed by law and by the City at amounts determined by annual actuarial valuations.

Other Post-Employment Benefits Trust Fund - is used to account for the future liability of costs for medical/prescription/dental coverage, extended life insurance coverage and benefits under the Employee Assistance Program available to retirees and their dependents.

Agency Fund

Agency funds are used to account for assets held by the government as an agent for individuals, private organizations and other governmental units. They are custodial in nature and do not involve the measurement of results of operations.

Arts and Science District Garage Fund - to account for the operations of the Arts and Science District Garage.

CITY OF FORT LAUDERDALE, FLORIDA

COMBINING FINANCIAL STATEMENTS

**COMBINING STATEMENT OF FIDUCIARY NET POSITION
PENSION TRUST FIDUCIARY FUNDS
September 30, 2014**

	Pension Trust Funds		Other Post- Employment Benefits	Total
	General Employees'	Police and Firefighters'		
ASSETS				
Cash and Cash Equivalents	\$ 42,369	\$ 31,266,373	\$ -	\$ 31,308,742
Investments, at fair value:				
U.S. Treasury Securities	31,176,194	63,157,772	-	94,333,966
U.S. Government Agency Obligations	26,664,837	6,659,130	-	33,323,967
Corporate Bonds and Other Fixed Income	6,060,494	128,226,515	-	134,287,009
Money Market Funds	10,636,632	-	8,578,121	19,214,753
Mutual Funds & Other	97,796,295	157,540,114	-	255,336,409
Common Stock	346,830,603	116,309,796	-	463,140,399
Commingled Funds	51,473,060	126,733,511	-	178,206,571
Fund of Funds	-	75,804,953	-	75,804,953
Real Estate	24,982,590	79,239,258	-	104,221,848
	<u>595,620,705</u>	<u>753,671,049</u>	<u>8,578,121</u>	<u>1,357,869,875</u>
Receivables:				
Accounts	5,871,437	2,072,953	-	7,944,390
Accrued Interest and Dividends	676,181	2,365,242	-	3,041,423
Contributions	-	4,941,808	-	4,941,808
Deposits	2,400	-	-	2,400
Capital Assets (Net of Accumulated Depreciation)	10,178	-	-	10,178
Total Assets	<u>602,223,270</u>	<u>794,317,425</u>	<u>8,578,121</u>	<u>1,405,118,816</u>
LIABILITIES				
Unsettled Trades	5,332,164	4,900,203	-	10,232,367
Accounts Payable	695,137	538,820	-	1,233,957
Accrued Liabilities	8,223	-	-	8,223
Due to Primary Government	3,123,154	-	-	3,123,154
Deposits	17,402	-	-	17,402
Total Liabilities	<u>9,176,080</u>	<u>5,439,023</u>	<u>-</u>	<u>14,615,103</u>
Net Position - Restricted for Pensions and Assets Held in Trust for OPEB Benefits	<u>\$ 593,047,190</u>	<u>\$ 788,878,402</u>	<u>\$ 8,578,121</u>	<u>\$ 1,390,503,713</u>

CITY OF FORT LAUDERDALE, FLORIDA

COMBINING FINANCIAL STATEMENTS

**COMBINING STATEMENT OF CHANGES IN FIDUCIARY NET POSITION
PENSION TRUST FIDUCIARY FUNDS
September 30, 2014**

	Pension Trust Funds		Other Post- Employment Benefits	Total Pension
	General Employees'	Police and Firefighters'		
ADDITIONS				
Contributions:				
City	\$ 15,061,353	\$ 14,498,457	\$ 8,578,116	\$ 38,137,926
Employee	3,264,583	5,581,044	-	8,845,627
State	-	5,875,363	-	5,875,363
Total Contributions	18,325,936	25,954,864	8,578,116	52,858,916
Investment Income:				
Net Appreciation in Fair Value of Investments	51,410,863	49,613,155	5	101,024,023
Interest and Dividends	11,279,216	11,914,288	-	23,193,504
Real Estate Income	544,078	-	-	544,078
Other	19,045	4,000,034	-	4,019,079
Total Investment Earnings	63,253,202	65,527,477	5	128,780,684
Less: Investment Expenses	3,664,477	2,168,619	-	5,833,096
Total Investment Expenses	3,664,477	2,168,619	-	5,833,096
Net Investment Income	59,588,725	63,358,858	5	122,947,588
Total Additions	77,914,661	89,313,722	8,578,121	175,806,504
DEDUCTIONS				
Benefits:				
Retirement	33,110,149	39,766,914	-	72,877,063
Disability	403,520	939,378	-	1,342,898
Death	2,573,339	3,320,129	-	5,893,468
Total Benefits	36,087,008	44,026,421	-	80,113,429
Refunds	153,598	111,134	-	264,732
Administrative Expense	469,862	647,397	-	1,117,259
Total Deductions	36,710,468	44,784,952	-	81,495,420
Change in Net Position	41,204,193	44,528,770	8,578,121	94,311,084
Net Position - Beginning of Year (as restated)	551,842,997	744,349,632	-	1,296,192,629
Net Position - End of Year	\$ 593,047,190	\$ 788,878,402	\$ 8,578,121	\$ 1,390,503,713

CITY OF FORT LAUDERDALE, FLORIDA

COMBINING FINANCIAL STATEMENTS

**STATEMENT OF CHANGE IN ASSETS AND LIABILITIES
ARTS AND SCIENCE DISTRICT GARAGE AGENCY FUND
For Fiscal Year Ended September 30, 2014**

	<u>Balance Beginning of Period</u>	<u>Additions</u>	<u>Deletions</u>	<u>Balance End of Period</u>
ASSETS				
Cash and Cash Equivalents	\$ 8,324	\$ 1,308,897	\$ 1,263,283	\$ 53,938
Due from Other Governments	55,757	14,950	55,757	14,950
Total Assets	<u>\$ 64,081</u>	<u>\$ 1,323,847</u>	<u>\$ 1,319,040</u>	<u>\$ 68,888</u>
LIABILITIES				
Accounts Payable	\$ 63,130	\$ 61,648	\$ 63,130	\$ 61,648
Accrued Liabilities	807	2,647	807	2,647
Compensated Absences	144	4,593	144	4,593
Total Liabilities	<u>\$ 64,081</u>	<u>\$ 68,888</u>	<u>\$ 64,081</u>	<u>\$ 68,888</u>

***OTHER FINANCIAL
INFORMATION***

CITY OF FORT LAUDERDALE, FLORIDA

OTHER FINANCIAL INFORMATION

CONTENTS:

	<u>Page</u>
Budgetary Information Schedules	
Community Redevelopment Agency Fund.....	113
Beach Business Improvement District Fund.....	114
Building Fund.....	115
School Crossing Guards Fund	116
Nuisance Abatement Fund.....	117
General Obligation Bonds Debt Service Fund.....	118
Special Obligation Bonds Debt Service Fund.....	119
Special Obligation Loans Debt Service Fund.....	120
Special Assessment Fund.....	121
Perpetual Care Fund.....	122
Schedule of Sources and Uses	
General Obligation Construction Fund 2005 and 2011A.....	123
Special Obligation Construction Fund 2008B.....	124
Special Obligation Construction Fund 2011A.....	125

CITY OF FORT LAUDERDALE, FLORIDA

OTHER FINANCIAL INFORMATION

**BUDGETARY COMPARISON SCHEDULE
COMMUNITY REDEVELOPMENT AGENCY
For Fiscal Year Ended September 30, 2014**

	Final Budget	Actual Amounts	Variance with Budget - Positive (Negative)
REVENUES			
Intergovernmental Revenues	\$ 7,495,409	\$ 7,562,636	\$ 67,227
Miscellaneous:			
Investment Income	34,000	57,452	23,452
Other Miscellaneous Revenues	5,842	15,643	9,801
Total Revenues	<u>7,535,251</u>	<u>7,635,731</u>	<u>100,480</u>
EXPENDITURES			
Economic Environment	3,420,889	2,452,099	968,790
Total Expenditures	<u>3,420,889</u>	<u>2,452,099</u>	<u>968,790</u>
Excess of Revenues Over Expenditures	<u>4,114,362</u>	<u>5,183,632</u>	<u>1,069,270</u>
OTHER FINANCING SOURCES (USES)			
Transfers In	4,058,400	4,052,472	(5,928)
Transfers (Out)	(8,518,783)	(8,518,783)	-
Total Other Financing (Uses)	<u>(4,460,383)</u>	<u>(4,466,311)</u>	<u>(5,928)</u>
Net change in Fund Balance	<u>\$ (346,021)</u>	717,321	<u>\$ 1,063,342</u>
Fund Balance - Beginning		<u>12,213,632</u>	
Fund Balance - Ending		<u>\$ 12,930,953</u>	

CITY OF FORT LAUDERDALE, FLORIDA

OTHER FINANCIAL INFORMATION

**BUDGETARY COMPARISON SCHEDULE
BEACH BUSINESS IMPROVEMENT DISTRICT
For Fiscal Year Ended September 30, 2014**

	Final Budget	Actual Amounts	Variance with Budget - Positive (Negative)
REVENUES			
Miscellaneous:			
Assessments and Other Fees	\$ 640,994	\$ 651,140	\$ 10,146
Investment Income	736	5,563	4,827
Total Revenues	641,730	656,703	14,973
EXPENDITURES			
Economic Environment	698,106	215,094	483,012
Total Expenditures	698,106	215,094	483,012
Net change in Fund Balance	\$ (56,376)	441,609	\$ (468,039)
Fund Balance - Beginning		474,078	
Fund Balance - Ending		\$ 915,687	

CITY OF FORT LAUDERDALE, FLORIDA

OTHER FINANCIAL INFORMATION

**BUDGETARY COMPARISON SCHEDULE
BUILDING FUND
For Fiscal Year Ended September 30, 2014**

	Final Budget	Actual Amounts	Variance with Budget - Positive (Negative)
REVENUES			
Licenses and Permits	\$ 15,314,804	\$ 14,439,836	\$ (874,968)
Charges for Services	97,250	98,007	757
Miscellaneous:			
Investment Income	119,949	120,755	806
Other Miscellaneous Revenues	-	4	4
Total Revenues	15,532,003	14,658,602	(873,401)
EXPENDITURES			
General Government	11,029,011	8,627,015	2,401,996
Capital Outlay	174,000	287,695	(113,695)
Total Expenditures	11,203,011	8,914,710	2,288,301
Excess of Revenues Over Expenditures	4,328,992	5,743,892	1,414,900
OTHER FINANCING (USES)			
Transfers (Out)	(1,443,735)	(1,443,735)	-
Total Other Financing (Uses)	(1,443,735)	(1,443,735)	-
Net change in Fund Balance	\$ 2,885,257	4,300,157	\$ 1,414,900
Fund Balance - Beginning		15,943,022	
Fund Balance - Ending		\$ 20,243,179	

CITY OF FORT LAUDERDALE, FLORIDA

OTHER FINANCIAL INFORMATION

**BUDGETARY COMPARISON SCHEDULE
SCHOOL CROSSING GUARDS FUND
For Fiscal Year Ended September 30, 2014**

	Final Budget	Actual Amounts	Variance with Budget - Positive (Negative)
REVENUES			
Fines and Forfeitures	\$ 800,000	\$ 835,614	\$ 35,614
Miscellaneous:			
Investment Income	-	769	769
Total Revenues	800,000	836,383	36,383
EXPENDITURES			
General Government	847,062	751,985	95,077
Total Expenditures	847,062	751,985	95,077
Net Change in Fund Balance	\$ (47,062)	84,398	\$ 131,460
Fund Balance - Beginning		37,343	
Fund Balance - Ending		\$ 121,741	

CITY OF FORT LAUDERDALE, FLORIDA

OTHER FINANCIAL INFORMATION

**BUDGETARY COMPARISON SCHEDULE
NUISANCE ABATEMENT FUND
For Fiscal Year Ended September 30, 2014**

	Final Budget	Actual Amounts	Variance with Budget - Positive (Negative)
REVENUES			
Investment Income	\$ -	\$ 48	\$ 48
Total Revenues	<u>-</u>	<u>48</u>	<u>48</u>
EXPENDITURES			
General Government	500,000	109,290	390,710
Total Expenditures	<u>500,000</u>	<u>109,290</u>	<u>390,710</u>
Excess of Revenues Over Expenditures	<u>(500,000)</u>	<u>(109,242)</u>	<u>390,758</u>
OTHER FINANCING SOURCES			
Transfers In	500,000	500,000	-
Total Other Financing Sources	<u>500,000</u>	<u>500,000</u>	<u>-</u>
Net Change in Fund Balance	<u>\$ -</u>	<u>390,758</u>	<u>\$ 390,758</u>
Fund Balance - Beginning		<u>-</u>	
Fund Balance - Ending		<u>\$ 390,758</u>	

CITY OF FORT LAUDERDALE, FLORIDA

OTHER FINANCIAL INFORMATION

**BUDGETARY COMPARISON SCHEDULE
SPECIAL ASSESSMENT FUND
For Fiscal Year Ended September 30, 2014**

	Final Budget	Actual Amounts	Variance with Budget - Positive (Negative)
REVENUES			
Investment Income	\$ -	\$ 262	\$ 262
Assessments and Other Fees	1,941,166	1,779,421	(161,745)
Total Revenues	<u>1,941,166</u>	<u>1,779,683</u>	<u>(161,483)</u>
EXPENDITURES			
General Government	1,941,166	1,704,683	236,483
Total Expenditures	<u>1,941,166</u>	<u>1,704,683</u>	<u>236,483</u>
Net Change in Fund Balance	<u>\$ -</u>	<u>75,000</u>	<u>\$ 75,000</u>
Fund Balance - Beginning		<u>-</u>	
Fund Balance - Ending		<u>\$ 75,000</u>	

CITY OF FORT LAUDERDALE, FLORIDA

OTHER FINANCIAL INFORMATION

**BUDGETARY COMPARISON SCHEDULE
GENERAL OBLIGATION BONDS DEBT SERVICE FUND
For Fiscal Year Ended September 30, 2014**

	Final Budget	Actual Amounts	Variance with Budget - Positive (Negative)
REVENUES			
Taxes	\$ 5,107,270	\$ 4,865,561	\$ (241,709)
Miscellaneous:			
Investment Income	-	18,788	18,788
Total Revenues	5,107,270	4,884,349	(222,921)
EXPENDITURES			
Principal Retirement	3,200,000	3,200,000	-
Interest and Fiscal Charges	1,651,261	1,652,151	(890)
Total Expenditures	4,851,261	4,852,151	(890)
Net Change in Fund Balance	\$ 256,009	32,198	\$ (222,031)
Fund Balance - Beginning		602,401	
Fund Balance - Ending		\$ 634,599	

CITY OF FORT LAUDERDALE, FLORIDA

OTHER FINANCIAL INFORMATION

**BUDGETARY COMPARISON SCHEDULE
SPECIAL OBLIGATION BONDS DEBT SERVICE FUND
For Fiscal Year Ended September 30, 2014**

	Final Budget	Actual Amounts	Variance with Budget - Positive (Negative)
REVENUES			
Investment Income	\$ -	\$ 471	\$ 471
Total Revenues	-	471	471
EXPENDITURES			
Principal Retirement	15,070,000	15,070,000	-
Interest and Fiscal Charges	11,292,973	11,291,973	1,000
Total Expenditures	26,362,973	26,361,973	1,000
Excess (Deficiency) of Revenues Over Expenditures	(26,362,973)	(26,361,502)	1,471
OTHER FINANCING SOURCES			
Transfers In	26,453,846	26,453,846	-
Total Other Financing Sources	26,453,846	26,453,846	-
Net Change in Fund Balance	\$ 90,873	92,344	\$ 1,471
Fund Balance - Beginning		14,207,767	
Fund Balance - Ending		\$ 14,300,111	

CITY OF FORT LAUDERDALE, FLORIDA

OTHER FINANCIAL INFORMATION

**BUDGETARY COMPARISON SCHEDULE
SPECIAL OBLIGATION LOANS DEBT SERVICE FUND
For Fiscal Year Ended September 30, 2014**

	Final Budget	Actual Amounts	Variance with Budget - Positive (Negative)
EXPENDITURES			
Principal Retirement	\$ 2,740,400	\$ 2,740,400	\$ -
Interest and Fiscal Charges	675,907	671,905	4,002
Total Expenditures	3,416,307	3,412,305	4,002
OTHER FINANCING SOURCES			
Transfers In	3,416,307	3,416,307	-
Total Other Financing Sources	3,416,307	3,416,307	-
Net Change in Fund Balance	\$ -	4,002	\$ 4,002
Fund Balance - Beginning		5,864	
Fund Balance - Ending		\$ 9,866	

CITY OF FORT LAUDERDALE, FLORIDA

OTHER FINANCIAL INFORMATION

**BUDGETARY COMPARISON SCHEDULE
PERPETUAL CARE FUND
For Fiscal Year Ended September 30, 2014**

	Final Budget	Actual Amounts	Variance with Budget - Positive (Negative)
REVENUES			
Miscellaneous:			
Investment Income	\$ 1,365,000	\$ 2,369,335	\$ 1,004,335
Other Miscellaneous Revenues	600,000	564,510	(35,490)
Total Revenues	1,965,000	2,933,845	968,845
EXPENDITURES			
Physical Environment	870,000	843,035	26,965
Capital Outlay	188,380	170,224	18,156
Total Expenditures	1,058,380	1,013,259	45,121
Net Change in Fund Balance	\$ 906,620	1,920,586	\$ 1,013,966
Fund Balance - Beginning		23,050,083	
Fund Balance - Ending		\$ 24,970,669	

CITY OF FORT LAUDERDALE, FLORIDA

OTHER FINANCIAL INFORMATION

**SCHEDULE OF SOURCES AND USES
GENERAL OBLIGATION CONSTRUCTION FUND 2005 AND 2011A
For Fiscal Year Ended September 30, 2014**

SOURCES

Earnings on Investments	<u>\$ 1,359</u>
Total Sources	<u>1,359</u>

USES

Cost of Municipal Improvements	
Fire Control	
Fire Station No. 13 Replacement	143
Fire Station No. 35 Replacement	6,419
Fire Station No. 46 Replacement	87,992
Fire Station No. 54 Replacement	382,768
Fire Station Southeast	143
Miscellaneous Costs	591
Total Uses	<u>478,056</u>

Net Change in Fund Balance (476,697)

Fund Balance - Beginning 13,648,949

Fund Balance - Ending \$ 13,172,252

CITY OF FORT LAUDERDALE, FLORIDA

OTHER FINANCIAL INFORMATION

**SCHEDULE OF SOURCES AND USES
SPECIAL OBLIGATION CONSTRUCTION 2008B
For Fiscal Year Ended September 30, 2014**

SOURCES

Earnings on Investments	\$ 26,030
Total Sources	<u>26,030</u>

USES

Bond Issue and Other Expenses	1,956
Cost of Municipal Improvements	
Parks and Recreation Infrastructure/Recapitalization	292,440
South Side School Restoration	554,580
Waterway Improvements	<u>59,499</u>
Total Uses	<u>908,475</u>

Net Change in Fund Balance **(882,445)**

Fund Balance - Beginning **4,718,168**

Fund Balance - Ending **\$ 3,835,723**

CITY OF FORT LAUDERDALE, FLORIDA

OTHER FINANCIAL INFORMATION

**SCHEDULE OF SOURCES AND USES
SPECIAL OBLIGATION CONSTRUCTION 2011A
For Fiscal Year Ended September 30, 2014**

SOURCES

Earnings on Investments	<u>\$ 24,488</u>
Total Sources	<u>24,488</u>

USES

Bond Issue and Other Expenses	892
Cost of Municipal Improvements	
City Hall Renovations	24,929
Parks and Recreation Infrastructure/Recapitalization	311,917
Neighborhood Improvements	3,155
Street Improvements	16
Water Transportation	7,885
Sailboat Bend Preserve	93,719
Orange Bowl Field at Carter Park	21,999
Total Uses	<u>464,512</u>

Net Change in Fund Balance (440,024)

Fund Balance - Beginning 4,198,105

Fund Balance - Ending \$ 3,758,081



THIS PAGE INTENTIONALLY LEFT BLANK

CITY OF FORT LAUDERDALE, FLORIDA

STATISTICAL SECTION

STATISTICAL SECTION FISCAL YEAR ENDED SEPTEMBER 30, 2014

This part of the City of Fort Lauderdale's Comprehensive Annual Financial Report presents detailed information as a context for understanding what the information in the financial statements, note disclosures, and required supplementary information says about the City's overall financial health.

CONTENTS:	<u>Page</u>
Net Position by Component - Last Ten Fiscal Years - Schedule 1	129
Changes in Net Position - Last Ten Fiscal Years - Schedule 2	130
Fund Balances - Governmental Funds - Last Four Fiscal Years - Schedule 3	132
Changes in Fund Balances - Governmental Funds - Last Ten Fiscal Years - Schedule 4.....	133
Assessed Value and Actual Value of Taxable Property - Last Ten Fiscal Years - Schedule 5	134
Property Tax Millage Rates - Direct and Overlapping Governments - Last Ten Fiscal Years - Schedule 6	135
Principal Property Taxpayers - Current Year and Nine Years Ago - Schedule 7	136
Property Tax Levies and Collections - Last Ten Fiscal Years - Schedule 8	137
Ratio of Outstanding Debt by Type - Last Ten Fiscal Years - Schedule 9	138
Ratios of General Bonded Debt Outstanding - Last Ten Fiscal Years - Schedule 10	139
Direct and Overlapping Governmental Activities Net Debt - Schedule 11	140
Pledged Revenue Coverage - Last Ten Fiscal Years - Schedule 12	141
Demographic and Economic Statistics - Last Ten Fiscal Years - Schedule 13	142
Principal Employers - Current Year - Schedule 14	143
Full-time Equivalent City Government Employees by Function/Program - Last Nine Fiscal Years - Schedule 15	144
Operating Indicators by Function/Program - Last Ten Fiscal Years - Schedule 16	145
Capital Asset Statistics by Function/Program - Last Ten Fiscal Years - Schedule 17	146

Sources: Unless otherwise noted, the information in these schedules is derived from the comprehensive annual financial reports for the relevant year. The City implemented GASB Statement 34 in 2002; schedules presenting government-wide information include information beginning in that year.



THIS PAGE INTENTIONALLY LEFT BLANK

CITY OF FORT LAUDERDALE, FLORIDA

STATISTICAL SECTION

**NET POSITION BY COMPONENT
LAST TEN FISCAL YEARS**

Schedule 1

	2005*	2006	2007	2008	2009	2010	2011	2012	2013	2014
Governmental Activities										
Net Investment in Capital Assets	\$ 144,363,415	\$ 170,955,510	\$ 192,894,698	\$ 199,485,665	\$ 210,703,404	\$ 209,995,876	\$ 197,493,944	\$ 229,157,486	\$ 229,209,092	\$ 231,859,356
Restricted	14,841,251	16,093,910	17,776,682	15,771,651	16,676,117	18,730,959	101,595,733	93,174,479	112,606,985	121,536,470
Unrestricted	68,023,921	97,626,948	136,745,995	159,037,505	168,153,605	165,280,575	86,644,564	60,526,663	39,341,968	67,787,529
Total Governmental Activities Net Position	\$ 227,228,587	\$ 284,676,368	\$ 347,417,375	\$ 374,294,821	\$ 395,533,126	\$ 394,007,410	\$ 385,734,241	\$ 382,858,628	\$ 381,158,045	\$ 421,183,355
Business-Type Activities										
Net Investment in Capital Assets	\$ 384,485,191	\$ 405,589,577	\$ 434,102,107	\$ 440,451,256	\$ 450,050,617	\$ 440,499,100	\$ 463,595,323	\$ 464,782,345	\$ 457,764,458	\$ 450,945,828
Restricted	9,158,590	11,950,993	20,146,498	32,244,774	33,339,230	40,013,546	39,871,075	38,675,081	41,523,435	47,597,178
Unrestricted	114,947,489	112,468,065	109,920,156	124,040,567	129,307,321	160,208,714	167,504,551	157,686,486	164,873,395	170,519,457
Total Business-Type Activities Net Position	\$ 508,591,270	\$ 530,008,635	\$ 564,168,761	\$ 596,736,597	\$ 612,697,168	\$ 640,721,360	\$ 670,970,949	\$ 661,143,912	\$ 664,161,288	\$ 669,062,463
Primary Government										
Net Investment in Capital Assets	\$ 528,848,606	\$ 576,545,087	\$ 626,996,805	\$ 639,936,921	\$ 660,754,021	\$ 650,494,976	\$ 661,089,267	\$ 693,939,831	\$ 686,973,550	\$ 682,805,184
Restricted	23,999,841	28,044,903	37,923,180	48,016,425	50,015,347	58,744,505	141,466,808	131,849,560	154,130,420	169,133,648
Unrestricted	182,971,410	210,095,013	246,666,151	283,078,072	297,460,926	325,489,289	254,149,115	218,213,149	204,215,363	238,306,986
Total Primary Government Net Position	\$ 735,819,857	\$ 814,685,003	\$ 911,586,136	\$ 971,031,418	\$ 1,008,230,294	\$ 1,034,728,770	\$ 1,056,705,190	\$ 1,044,002,540	\$ 1,045,319,333	\$ 1,090,245,818

* Net position for governmental activities have been restated to include major prior infrastructure assets and land inventory acquired or constructed between October 1, 1979 and September 30, 2001.

CITY OF FORT LAUDERDALE, FLORIDA

STATISTICAL SECTION

CHANGES IN NET POSITION
LAST TEN FISCAL YEARS

Schedule 2

	2005*	2006**	2007	2008	2009	2010	2011	2012	2013	2014
Expenses										
Governmental Activities:										
General Government	\$ 39,432,964	\$ 86,484,280	\$ 45,029,336	\$ 43,145,739	\$ 42,893,044	\$ 41,228,117	\$ 44,571,363	\$ 40,616,650	\$ 53,453,789	\$ 47,638,285
Public Safety	131,564,761	152,861,295	154,935,987	165,091,013	166,442,120	181,863,251	187,107,876	186,551,543	176,890,393	168,966,981
Physical Environment	7,098,458	8,175,763	8,178,965	8,908,460	9,835,224	9,130,582	9,957,967	17,783,853	14,237,347	6,506,045
Transportation	6,640,660	8,506,570	6,676,614	12,463,589	7,842,119	8,455,954	7,258,157	5,272,203	6,123,784	9,613,093
Economic Environment	13,704,274	15,628,036	17,984,059	17,174,238	22,281,381	23,598,717	21,428,604	20,712,653	20,163,000	16,892,110
Culture/Recreation	32,495,037	36,251,303	37,650,692	38,828,494	40,801,321	38,792,196	41,781,558	41,690,222	39,033,256	32,492,486
Interest on Long-Term Debt	3,885,586	4,588,108	4,297,933	3,665,826	3,535,247	3,500,713	2,783,207	3,459,160	12,237,720	15,395,203
Total Governmental Activities Expenses	234,821,740	312,495,355	274,753,586	289,277,359	293,630,456	306,569,530	314,888,732	316,086,284	322,139,289	297,504,203
Business-Type Activities:										
Water and Sewer	54,575,263	64,531,717	63,316,413	68,791,000	86,644,340	80,645,935	80,320,657	117,297,963	122,377,140	113,328,841
Sanitation	19,588,475	21,168,314	19,448,837	20,944,976	21,780,670	22,585,575	20,812,922	18,942,048	18,693,306	19,865,246
Parking System	7,736,482	8,770,699	8,635,470	11,199,791	10,814,893	11,268,044	10,659,494	11,199,789	13,616,470	13,460,653
Airport	4,953,478	5,819,448	7,528,128	6,740,363	7,500,584	10,745,183	8,025,774	9,229,152	11,248,312	9,565,904
Stormwater	2,437,365	2,886,784	2,850,726	3,739,948	4,261,529	3,983,439	4,178,998	5,023,104	6,052,945	6,699,394
Total Business-Type Activities Expenses	89,291,063	103,176,962	101,779,574	111,416,078	131,002,016	129,228,176	123,997,845	161,692,056	171,988,173	162,920,038
Total Primary Government Expenses	\$ 324,112,803	\$ 415,672,317	\$ 376,533,160	\$ 400,693,437	\$ 424,632,472	\$ 435,797,706	\$ 438,886,577	\$ 477,778,340	\$ 494,127,462	\$ 460,424,241
Program Revenues										
Governmental Activities:										
Charges for Services:										
General Government	\$ 19,890,189	\$ 15,393,649	\$ 16,371,640	\$ 15,687,344	\$ 16,717,807	\$ 16,766,802	\$ 21,387,521	\$ 32,724,249	\$ 42,061,226	\$ 41,712,589
Public Safety	37,151,033	40,746,919	42,736,277	43,187,187	41,368,726	43,184,612	49,288,543	50,363,213	56,197,480	71,520,670
Culture/Recreation	7,235,956	7,506,549	8,022,930	10,357,702	7,915,653	8,383,214	8,796,433	8,913,252	11,130,441	10,198,340
Other Activities	6,496,599	7,305,792	5,597,025	6,582,097	6,823,977	5,949,294	6,454,891	7,075,575	5,399,364	5,055,200
Operating Grants and Contributions	25,273,668	68,625,286	28,738,123	26,545,136	25,520,014	32,685,788	27,940,257	31,914,087	29,449,425	26,684,588
Capital Grants and Contributions	4,239,703	18,779,777	6,088,182	5,486,309	12,038,395	5,129,927	14,329,115	7,657,685	6,005,562	3,524,355
Total Governmental Activities Program Revenues	100,287,148	158,357,972	107,554,177	107,845,775	110,384,572	112,099,637	128,196,760	138,648,061	150,243,498	158,695,742
Business-Type Activities:										
Charges for Services										
Water and Sewer	77,193,531	75,216,166	77,983,185	84,838,237	94,554,904	105,959,129	105,395,277	105,836,231	114,751,699	115,526,727
Sanitation	22,646,422	22,837,949	23,594,514	23,061,312	20,112,154	20,206,509	22,084,671	18,821,045	23,290,471	15,447,550
Parking System	10,533,585	11,335,784	10,751,079	12,248,308	11,487,377	11,804,349	12,489,487	12,995,922	14,515,603	15,989,047
Airport	5,403,499	5,954,668	6,031,077	6,748,592	6,163,142	6,587,136	6,983,850	7,202,801	7,754,684	7,953,789
Stormwater	3,604,927	3,893,651	4,136,551	4,263,776	4,500,095	4,899,289	5,221,319	5,350,352	5,465,978	5,595,624
Operating Grant and Contributions	250,031	41,114	323,946	374,424	658,598	2,757,142	282,568	1,091,104	305,515	-
Capital Grants and Contributions	4,663,484	2,475,734	5,416,946	8,070,020	6,726,808	3,592,719	1,460,595	1,071,475	3,111,006	6,191,282
Total Business-Type Activities Program Revenues	124,295,479	121,755,066	128,237,298	139,604,669	144,203,078	155,806,273	153,917,767	152,368,930	169,194,956	166,704,019
Total Primary Government Program Revenues	\$ 224,582,627	\$ 280,113,038	\$ 235,791,475	\$ 247,450,444	\$ 254,587,650	\$ 267,905,910	\$ 282,114,527	\$ 291,016,991	\$ 319,438,454	\$ 325,399,761

Continued

CITY OF FORT LAUDERDALE, FLORIDA

STATISTICAL SECTION

**CHANGES IN NET POSITION
LAST TEN FISCAL YEARS**

Schedule 2

	2005*	2006**	2007	2008	2009	2010	2011	2012	2013	2014
Net (Expense)/Revenue										
Governmental Activities	\$ (134,534,592)	\$ (154,137,383)	\$ (167,199,409)	\$ (181,431,584)	\$ (183,245,884)	\$ (194,469,893)	\$ (186,691,972)	\$ (177,438,223)	\$ (171,895,791)	\$ (138,808,461)
Business-Type Activities	35,004,416	18,578,104	26,457,724	28,188,591	13,201,062	26,578,097	29,919,922	(9,323,126)	(2,793,217)	3,783,981
Total Primary Government Net Expense	\$ (99,530,176)	\$ (135,559,279)	\$ (140,741,685)	\$ (153,242,993)	\$ (170,044,822)	\$ (167,891,796)	\$ (156,772,050)	\$ (186,761,349)	\$ (174,689,008)	\$ (135,024,480)
General Revenues and Other Changes in Net Position										
Governmental Activities:										
Property Taxes	\$ 111,654,626	\$ 124,380,246	\$ 138,197,801	\$ 128,014,149	\$ 124,802,652	\$ 113,605,675	\$ 104,294,035	\$ 96,406,857	\$ 98,984,027	\$ 102,025,080
Other Taxes	52,851,298	56,034,895	57,463,229	57,390,103	57,910,367	57,795,756	55,900,742	56,578,945	57,614,553	64,353,245
Grants and Contributions	14,426,809	15,538,608	17,031,731	15,664,768	14,387,834	14,327,166	15,057,706	14,750,825	14,918,403	15,799,049
Investment Earnings	5,338,898	10,256,870	14,960,660	5,496,984	5,578,518	4,318,825	1,523,212	4,602,310	2,551,761	4,446,765
Other	2,377,933	1,738,827	1,243,208	1,151,167	1,647,348	2,312,406	560,208	510,270	1,179,201	1,144,192
Transfers	2,600,558	3,635,718	1,043,787	591,859	157,470	584,349	1,082,900	1,713,406	(5,092,222)	1,289,249
Total Governmental Activities	189,250,122	211,585,164	229,940,416	208,309,030	204,484,189	192,944,177	178,418,803	174,562,613	170,155,723	189,057,580
Business-Type Activities:										
Investment Earnings	3,157,986	6,474,979	8,746,189	4,971,104	2,916,979	2,030,444	1,412,567	1,209,495	718,371	1,706,443
Miscellaneous	-	-	-	-	-	-	-	-	-	700,000
Transfers	(2,600,558)	(3,635,718)	(1,043,787)	(591,859)	(157,470)	(584,349)	(1,082,900)	(1,713,406)	5,092,222	(1,289,249)
Total Business-Type Activities	557,428	2,839,261	7,702,402	4,379,245	2,759,509	1,446,095	329,667	(503,911)	5,810,593	1,117,194
Total Primary Government	\$ 189,807,550	\$ 214,424,425	\$ 237,642,818	\$ 212,688,275	\$ 207,243,698	\$ 194,390,272	\$ 178,748,470	\$ 174,058,702	\$ 175,966,316	\$ 190,174,774
Change in Net Position										
Governmental Activities	\$ 54,715,530	\$ 57,447,781	\$ 62,741,007	\$ 26,877,446	\$ 21,238,305	\$ (1,525,716)	\$ (8,273,169)	\$ (2,875,610)	\$ (1,740,068)	\$ 50,249,119
Business-Type Activities	35,561,844	21,417,365	34,160,126	32,567,836	15,960,571	28,024,192	30,249,589	(9,827,037)	3,017,376	4,901,175
Total Primary Government	\$ 90,277,374	\$ 78,865,146	\$ 96,901,133	\$ 59,445,282	\$ 37,198,876	\$ 26,498,476	\$ 21,976,420	\$ (12,702,647)	\$ 1,277,308	\$ 55,150,294

* Changes in net position for governmental activities have been restated for fiscal year 2005. Transportation expenses have been increased to include depreciation on major infrastructure assets acquired or constructed between October 1, 1979 and September 30, 2001.

** In fiscal year 2006 general government and public safety expenses and operating grants/contributions show significant increases due to cleanup and repair costs resulting from Hurricanes Katrina and Wilma and related reimbursements from federal and state sources.

Source: City of Fort Lauderdale, Finance Department

CITY OF FORT LAUDERDALE, FLORIDA

STATISTICAL SECTION

**FUND BALANCES – GOVERNMENTAL FUNDS
LAST FOUR FISCAL YEARS***

Schedule 3

	2011	2012	2013	2014
General Fund				
Nonspendable	\$ 15,077,422	\$28,159,409	\$ 13,339,582	\$ 59,258
Spendable				
Restricted	-	-	204,044	198,619
Unrestricted				
Committed	464,915	457,372	509,216	520,610
Assigned	10,915,133	10,859,209	4,812,365	2,055,809
Unassigned	36,615,702	20,738,503	39,748,283	50,781,064
Total General Fund	\$ 63,073,172	\$ 60,214,493	\$ 58,613,490	\$ 53,615,360
All Other Governmental Funds				
Nonspendable	\$ 11,272,512	\$11,879,453	\$ 12,464,216	\$ 13,028,052
Spendable				
Restricted	126,997,499	117,345,677	128,486,763	137,160,860
Unrestricted				
Committed	7,395,146	132,818	453,443	889,489
Assigned	19,141,809	7,190,316	6,395,624	10,066,752
Unassigned	-	-	(6,272,275)	(3,904,111)
Total All Other Governmental Funds	\$ 164,806,966	\$ 136,548,264	\$ 141,527,771	\$ 157,241,042

* Years prior to fiscal year 2010 have not been presented due to the implementation of GASB 54, which provided for new categories for classifying governmental fund balances.

CITY OF FORT LAUDERDALE, FLORIDA

STATISTICAL SECTION

CHANGES IN FUND BALANCES – GOVERNMENTAL FUNDS
LAST TEN FISCAL YEARS

Schedule 4

	2005	2006*	2007	2008	2009	2010	2011	2012	2013	2014
Revenues										
Property Taxes	\$ 111,804,148	\$ 124,356,082	\$ 138,103,588	\$ 127,981,444	\$ 124,597,389	\$ 112,811,703	\$ 101,787,647	\$96,617,851	\$ 99,537,136	\$ 102,486,128
Utility Taxes	33,467,636	33,546,383	33,343,709	33,935,730	35,441,037	34,754,319	34,725,638	35,386,473	35,881,608	37,005,171
Franchise Fees	14,419,408	17,250,122	18,246,991	18,192,005	18,059,429	18,224,861	16,439,174	15,871,932	15,380,127	22,022,134
Insurance Premium Taxes	3,950,276	4,216,411	5,872,529	5,262,368	4,409,901	4,816,576	4,735,930	5,320,538	6,352,818	5,325,940
Licenses and Permits	11,273,726	12,884,161	13,350,790	10,993,869	8,374,250	8,031,790	13,733,542	14,913,015	17,374,859	17,291,687
Intergovernmental	50,217,713	101,391,365	50,649,813	42,314,742	49,338,512	50,969,453	50,170,757	51,665,965	42,816,219	47,636,208
Charges for Services	17,477,001	17,877,228	19,012,859	17,792,259	16,746,172	17,858,717	19,639,134	20,400,813	20,651,441	21,611,965
Fines and Forfeitures	3,352,821	3,335,730	3,630,280	6,642,582	2,518,229	2,534,228	3,769,263	3,536,739	5,019,265	5,406,387
Other	41,631,800	48,971,095	51,638,304	50,606,239	53,414,160	52,771,901	51,915,172	67,503,130	76,084,253	90,253,708
Total Revenues	287,594,529	363,828,577	333,848,863	313,721,238	312,899,079	302,773,548	296,916,257	311,216,456	319,097,726	349,039,328
Expenditures										
General Government	40,863,171	84,404,902	44,396,739	40,491,020	40,364,222	39,618,402	40,330,403	38,769,414	196,114,107	50,500,327
Public Safety	137,496,196	156,111,515	158,659,250	165,436,737	167,391,135	176,169,662	180,280,486	180,884,679	330,274,787	169,190,561
Physical Environment	6,864,712	7,676,713	8,284,747	8,637,526	9,281,905	9,097,912	9,647,825	17,725,318	13,881,279	6,482,876
Transportation	4,433,860	4,707,323	5,070,122	3,860,924	3,795,541	3,339,100	3,316,948	3,208,041	4,917,264	8,717,894
Economic Environment	13,577,222	14,620,127	15,171,424	15,429,392	19,736,991	21,013,746	19,384,209	19,877,012	20,004,271	16,683,659
Culture/Recreation	28,079,389	30,421,782	32,358,082	33,745,058	34,400,119	32,964,316	32,001,841	33,727,300	29,536,861	28,338,669
Debt Service:										
Bond Principal Retirement	12,625,449	13,968,377	11,644,228	9,675,345	8,166,361	5,319,175	6,445,419	7,175,050	36,615,638	21,010,400
Interest and Fiscal Charges	3,327,108	4,190,646	4,605,876	3,384,245	3,252,722	2,951,548	2,634,451	2,626,852	11,431,300	13,616,029
Capital Outlay	21,036,146	26,995,740	31,152,965	20,107,032	27,490,445	20,361,391	27,951,054	29,736,544	16,894,501	15,722,671
Total Expenditures	268,303,253	343,097,125	311,343,433	300,767,279	313,879,441	310,835,252	321,992,636	333,730,210	659,670,008	330,263,086
Excess of Revenues Over (Under)										
Expenditures	19,291,276	20,731,452	22,505,430	12,953,959	(980,362)	(8,061,704)	(25,076,379)	(22,513,754)	(340,572,282)	18,776,242
Other Financing Sources (Uses)										
Debt Issuance	20,198,000	2,493,776	-	183,850	25,514,081	-	68,917,156	-	337,755,000	-
Discount on Bonds	(52,034)	-	-	-	-	-	-	-	(770,749)	-
Bond Issuance Costs	-	-	-	-	-	-	-	-	(998,368)	-
Transfers In	25,011,235	32,358,689	31,834,831	20,865,609	32,214,791	15,680,731	63,854,172	40,364,573	44,336,537	51,471,962
Transfers (Out)	(23,251,756)	(30,099,821)	(25,973,041)	(20,399,689)	(32,091,665)	(15,065,330)	(62,421,263)	(34,623,200)	(36,371,634)	(49,309,254)
Payments to Refunding Escrow Agent	-	-	-	-	-	-	-	(14,345,000)	-	-
Current Debt Repayment	-	-	-	-	(15,410,001)	-	(24,022,327)	-	-	-
Total Other Financing Sources (Uses)	21,905,445	4,752,644	5,861,790	649,770	10,227,206	615,401	46,327,738	(8,603,627)	343,950,786	2,162,708
Net Change in Fund Balances	\$ 41,196,721	\$ 25,484,096	\$ 28,367,220	\$ 13,603,729	\$ 9,246,844	\$ (7,446,303)	\$ 21,251,359	\$ (31,117,381)	\$ 3,378,504	\$ 20,938,950
Debt Service as a Percentage of Noncapital Expenditures	6.35%	5.69%	5.71%	4.54%	3.91%	2.79%	3.01%	3.19%	7.45%	10.83%

*In fiscal year 2006 general government and public safety expenditures and intergovernmental revenues show significant increase due to cleanup and repair costs resulting from Hurricanes Katrina and Wilma and related reimbursements from federal and state sources.

CITY OF FORT LAUDERDALE, FLORIDA

STATISTICAL SECTION

**ASSESSED VALUE AND ACTUAL VALUE OF TAXABLE PROPERTY
LAST TEN FISCAL YEARS**

Schedule 5

FISCAL YEAR	TAX ROLL YEAR**	RESIDENTIAL PROPERTY	COMMERCIAL PROPERTY	INDUSTRIAL PROPERTY	ALL OTHER PROPERTIES	TOTAL ASSESSED VALUE**	LESS: EXEMPTIONS					TOTAL TAXABLE ASSESSED VALUE	TOTAL DIRECT TAX RATE
							HOMESTEAD	GOVERNMENTAL	INSTITUTIONAL	SAVE OUR HOMES	OTHER		
2014	2013	\$ 23,746,859,350	\$ 6,732,685,850	\$ 1,363,515,100	\$ 1,519,957,369	\$ 33,363,017,669	\$ 1,031,920,885	\$ 2,687,774,382	\$ 1,001,905,571	\$ 2,526,022,580	\$ 1,469,887,791	\$ 24,645,506,460	4.3263
2013	2012	21,264,182,970	6,436,516,200	1,285,317,820	2,761,461,438	31,747,478,428	1,044,673,967	2,587,668,731	1,082,003,307	2,010,753,780	1,313,145,125	23,709,233,518	4.3342
2012	2011	19,725,697,430	6,328,094,510	1,268,644,800	4,417,187,842	31,739,624,582	1,065,298,485	2,713,895,113	1,052,217,075	2,160,422,730	1,257,149,858	23,490,641,321	4.2888
2011	2010	19,516,645,480	6,496,097,520	1,260,821,960	5,573,129,580	32,846,694,540	1,092,050,541	2,726,130,832	1,053,661,814	2,226,829,360	1,157,436,098	24,590,585,895	4.3366
2010	2009	19,971,276,110	7,046,764,320	1,388,063,510	9,045,911,355	37,452,015,295	1,111,967,564	2,715,484,570	1,125,944,388	3,694,693,873	1,147,579,150	27,656,345,750	4.2536
2009	2008	23,989,228,770	7,364,478,220	1,542,409,500	9,370,403,541	42,266,520,031	1,139,384,963	2,684,215,740	1,048,082,000	5,882,957,177	1,002,072,203	30,509,807,948	4.2495
2008	2007	31,911,017,420	6,676,046,380	1,371,873,980	3,977,400,822	43,936,338,602	1,002,229,190	2,601,151,780	909,169,645	7,980,212,270	122,045,892	31,321,529,825	4.2482
2007	2006	29,227,062,360	5,659,182,700	1,271,704,860	3,828,669,983	39,986,619,903	995,285,660	2,180,471,780	773,484,362	7,584,788,110	83,554,370	28,369,035,621	5.0826
2006	2005	23,106,467,840	5,020,317,020	1,097,981,160	3,613,345,530	32,838,111,550	957,364,860	1,959,151,830	711,100,131	5,381,892,200	76,955,680	23,751,646,849	5.4313
2005	2004	n/a	n/a	n/a	n/a	27,640,714,113	945,901,780	1,672,048,950	628,570,368	3,989,884,510	68,718,210	20,335,590,295	5.7698

* State Law requires that assessed values be established at 100% of estimated actual value.

** Assessed values are as of January 1 of each year.

Source: State of Florida Department of Revenue

CITY OF FORT LAUDERDALE, FLORIDA

STATISTICAL SECTION

**PROPERTY TAX MILLAGE RATES*
DIRECT AND OVERLAPPING GOVERNMENTS
LAST TEN FISCAL YEARS**

Schedule 6

FISCAL YEAR	TAX ROLL	FORT LAUDERDALE			BROWARD COUNTY		OTHER TAXING AGENCIES			TOTAL CITY-WIDE	SPECIAL DISTRICTS**			
		OPERATING	DEBT SERVICE	TOTAL CITY	BROWARD COUNTY	BROWARD COUNTY SCHOOLS	S. FLORIDA WATER MGMT. DISTRICT	FLORIDA INLAND NAVIGATION DISTRICT	BROWARD CHILDREN'S SERVICES COUNCIL		DOWNTOWN DEV. AUTH.		N. BROWARD HOSPITAL DISTRICT	HILLSBORO INLET
											OPERATING	DEBT SERVICE		
2014	2013	4.1193	0.2070	4.3263	5.7230	7.4800	0.4110	0.0345	0.4882	18.4630	0.5080	0.5366	1.7554	0.0860
2013	2012	4.1193	0.2149	4.3342	5.5530	7.4560	0.4289	0.0345	0.4902	18.2968	0.5020	0.5302	1.8564	0.0860
2012	2011	4.1193	0.1695	4.2888	5.5530	7.4180	0.4363	0.0345	0.4789	18.2095	0.5171	0.4489	1.8750	0.0860
2011	2010	4.1193	0.2173	4.3366	5.5530	7.6310	0.6240	0.0345	0.4696	18.6487	0.4970	0.4313	1.8750	0.0860
2010	2009	4.1193	0.1343	4.2536	5.3889	7.4310	0.6240	0.0345	0.4243	18.1563	0.4970	0.4313	1.7059	0.0860
2009	2008	4.1193	0.1302	4.2495	5.3145	7.4170	0.6240	0.0345	0.3754	18.0149	0.4802	0.4289	1.7059	0.0860
2008	2007	4.1193	0.1289	4.2482	5.2868	7.6484	0.6240	0.0345	0.3572	18.1991	0.4933	0.6089	1.6255	0.0860
2007	2006	4.8066	0.2760	5.0826	6.0661	7.8687	0.6970	0.0385	0.4073	20.1602	0.6150	0.4800	1.8317	0.1170
2006	2005	5.0924	0.3389	5.4313	6.7830	8.0623	0.6970	0.0385	0.4231	21.4352	0.6750	0.4200	2.1746	0.1845
2005	2004	5.4066	0.3632	5.7698	7.0230	8.2695	0.6970	0.0385	0.3920	22.1898	0.6279	0.6000	2.4803	0.1845

* State law requires all counties to assess at 100% valuation and limits millage for operating purposes to ten mills.
 ** Overlapping rates are those of local and county governments that apply to property owners within the City. Not all Overlapping rates apply to all City property owners (e.g. the rates for special districts apply only to the proportion of the City's property owners whose property is located within the geographic boundaries of the special districts).
 Source: Broward County Property Appraiser.

CITY OF FORT LAUDERDALE, FLORIDA

STATISTICAL SECTION

**PRINCIPAL PROPERTY TAXPAYERS
CURRENT YEAR AND NINE YEARS AGO**

Schedule 7

TAXPAYER	TYPE OF BUSINESS	2014			2005		
		TAXABLE ASSESSED VALUE	RANK	PERCENT OF TOTAL ASSESSED VALUE	TAXABLE ASSESSED VALUE	RANK	PERCENT OF TOTAL ASSESSED VALUE
FLORIDA POWER & LIGHT CO PROPERTY TAX DEPARTMENT	Power Energy Utility	\$ 140,760,204	1	0.57%	\$ 87,332,385	4	0.07%
HARBOR BEACH PROPERTY LLC	Hospitality	136,821,440	2	0.56%			
401 EAST LAS OLAS LLC/JP MORGAN INVESTMENT MGMT INC	Real Estate	119,772,000	3	0.49%			
KEYSTONE-FLORIDA PROPERTY HOLD	Real Estate	85,844,350	4	0.35%	86,386,100	5	0.07%
SUNRISE HARBOUR MULTIFAMILY INC/MARVIN F POER & CO	Real Estate	82,299,540	5	0.34%	79,641,010	6	0.06%
CAPRI HOTEL LLC	Hospitality	72,809,790	6	0.30%			
FL GRANDE LLC/WHM LLC	Real Estate	68,340,600	7	0.28%			
US LAS OLAS LLC	Real Estate	62,460,120	8	0.25%			
2301 SE 17 ST LTD/PIER 66 HOTEL & MARINA	Hospitality	60,990,080	9	0.25%			
US LAS OLAS LLC/ASSET MANAGEMENT	Real Estate	60,043,600	10	0.24%			
PORT ROYALE JV LLC	Real Estate	57,423,600	11	0.23%			
CAMDEN SUMMIT PARTNERSHIP LP	Real Estate	57,058,220	12	0.23%			
BELLSOUTH TELECOMMUNICATIONS INC	Telecommunication	55,776,928	13	0.23%	118,418,999	1	0.09%
A1A TRADER LLC	Hospitality	53,169,480	14	0.22%			
PPF AMLI 440 NE 4TH AVENUE LLC/AMLI RESIDENTIAL	Real Estate	52,425,000	15	0.21%			
551 NORTH FLB MARKETING LLC	Real Estate	50,140,850	16	0.20%			
CTA PROPERTIES LTD/COLONIAL PROPERTIES TR	Real Estate	49,322,530	17	0.20%			
LAUDERDALE RIVER INC/MARVIN F POER & CO	Real Estate	48,304,120	18	0.20%			
FT LAUDERDALE ES HOTEL LLC	Hospitality	48,016,280	19	0.20%			
LAGO MAR PROP INC GORE,G H TR	Hospitality	45,307,720	20	0.18%			
NORTHWESTERN MUTUAL LIFE INSURANCE COMPANY	Real Estate	-			104,225,300	2	0.08%
MARRIOTT OWNERSHIP RESORTS, INC	Timeshare Management	-			101,828,356	3	0.08%
FIFTH AVENUE PARTNERS, LTD	Real Estate	-			69,693,800	7	0.05%
RSP II BARNETT BANK PLAZA LTD	Real Estate				57,549,140	8	0.04%
GENESIS CAPITAL PARTNERS IX LTD	Real Estate				53,950,620	9	0.04%
PIER PROPERTIES, INC	Real Estate				53,042,340	10	0.04%
		<u>\$ 1,407,086,452</u>		<u>5.73%</u>	<u>\$ 812,068,050</u>		<u>0.63%</u>

Source: Broward County Property Appraiser.

CITY OF FORT LAUDERDALE, FLORIDA

STATISTICAL SECTION

**PROPERTY LEVIES AND COLLECTIONS
LAST TEN FISCAL YEARS**

Schedule 8

FISCAL YEAR	TAXES LEVIED FOR THE FISCAL YEAR		COLLECTED WITHIN THE FISCAL YEAR OF THE LEVY		COLLECTIONS IN SUBSEQUENT YEARS	COLLECTIONS TO DATE	
	AMOUNT	PERCENTAGE OF LEVY	AMOUNT	PERCENTAGE OF LEVY		AMOUNT	PERCENTAGE OF LEVY
2014	\$ 101,135,579		\$ 100,961,341	99.8%	\$ -	\$ 100,961,341	99.8%
2013	97,265,832		97,055,209	99.8	-	97,055,209	99.8
2012	96,205,050		95,670,313	99.4	96,393	95,766,706	99.5
2011	100,485,419		98,916,252	98.4	212,730	99,128,982	98.7
2010	112,960,028		110,925,089	98.2	1,059,669	111,984,758	99.1
2009	125,137,680		123,421,092	98.6	1,136,402	124,557,494	99.5
2008	128,954,993		127,212,927	98.6	628,589	127,841,516	99.1
2007	135,607,404		134,386,183	99.1	660,384	135,046,567	99.6
2006	120,645,437		119,708,465	99.2	418,165	120,126,630	99.6
2005	108,470,506		107,872,382	99.4	291,178	108,163,560	99.7

Source: Broward County Revenue Collector.

CITY OF FORT LAUDERDALE, FLORIDA

STATISTICAL SECTION

**RATIO OF OUTSTANDING DEBT BY TYPE
LAST TEN FISCAL YEARS**

Schedule 9

(Dollars in thousands except per Capita)

FISCAL YEAR	GOVERNMENTAL ACTIVITIES									BUSINESS-TYPE ACTIVITIES					TOTAL PRIMARY GOVERNMENT	PERCENTAGE OF PERSONAL INCOME	PER CAPITA*
	GENERAL OBLIGATION BONDS	EXCISE TAX BONDS	TAX INCREMENT BONDS	SUNSHINE STATE LOANS	FLORIDA GOVERNMENTAL LOANS	SPECIAL OBLIGATION LOANS	SPECIAL OBLIGATION BONDS	CAPITAL LEASES	WATER & SEWER REVENUE BONDS	SANITATION REVENUE BONDS	STATE REVOLVING FUND LOANS	EXCISE TAX BONDS					
2014	\$ 41,930	\$ -	\$ -	\$ -	\$ -	\$ 23,024	\$ 306,205	\$ -	\$ 359,420	\$ -	\$ 71,853	\$ -	\$ 802,432	1.00%	4,677.70		
2013	45,130	-	-	-	-	25,764	321,275	-	369,010	-	76,607	-	837,786	1.06	4,926.27		
2012	48,255	-	12,461	-	-	28,979	-	-	378,355	-	81,248	-	549,298	0.72	3,305.04		
2011	65,900	-	13,843	-	-	31,408	-	7,111	391,805	-	84,693	-	594,760	0.82	3,593.72		
2010	34,465	-	15,120	-	-	24,022	-	8,425	400,610	-	89,193	-	571,835	0.78	3,169.82		
2009	36,920	-	16,352	-	-	25,433	-	9,750	325,195	2,870	89,131	-	505,651	0.70	2,807.61		
2008	39,305	3,520	17,544	6,110	9,300	-	-	2,639	331,840	3,265	72,316	3,520	489,359	0.69	2,703.61		
2007	41,620	6,900	18,691	7,075	10,000	-	-	3,657	180,335	3,635	61,236	6,900	340,049	0.51	1,898.28		
2006	47,405	9,240	19,803	7,995	11,150	-	-	5,339	83,165	3,985	36,038	9,240	233,360	0.34	1,279.20		
2005	53,005	11,480	20,946	8,885	12,275	-	-	7,025	85,150	4,320	19,233	11,480	233,799	0.34	1,305.46		

* See Schedule 13 for Demographic and Economic Statistics personal income for population data.

CITY OF FORT LAUDERDALE, FLORIDA

STATISTICAL SECTION

**RATIOS OF GENERAL BONDED DEBT OUTSTANDING
LAST TEN FISCAL YEARS**

Schedule 10

FISCAL YEAR	GENERAL OBLIGATION BONDS	LESS SINKING FUND	NET GENERAL BONDED DEBT	PERCENTAGE OF ACTUAL TAXABLE VALUE OF PROPERTY*	PER CAPITA**
2014	\$ 41,930,000	\$ 634,599	\$ 41,295,401	0.17%	240.73
2013	45,130,000	602,401	44,527,599	0.19	261.83
2012	48,255,000	510,975	47,744,025	0.20	287.27
2011	65,900,000	16,045,899	49,854,101	0.20	301.23
2010	34,465,000	328,438	34,136,562	0.12	189.23
2009	36,920,000	628,426	36,291,574	0.12	201.51
2008	39,305,000	628,769	38,676,231	0.12	215.23
2007	41,620,000	586,703	41,033,297	0.14	233.81
2006	47,405,000	586,789	46,818,211	0.20	267.07
2005	53,005,000	385,768	52,619,232	0.26	308.98

* See Schedule 5 for Assessed Value and Actual Value of Taxable Property for property value data.

** See Schedule 13 for Demographic and Economic Statistics personal income for population data.

CITY OF FORT LAUDERDALE, FLORIDA

STATISTICAL SECTION

**DIRECT AND OVERLAPPING GOVERNMENTAL ACTIVITIES DEBT
September 30, 2014**

Schedule 11

GOVERNMENTAL UNIT	<u>DEBT OUTSTANDING</u>	<u>ESTIMATED PERCENTAGE APPLICABLE</u>	<u>ESTIMATED SHARE OF OVERLAPPING NET DEBT</u>
Debt Repaid with Property Taxes			
Downtown Development Authority	\$ 6,983,808	100.00%	\$ 6,983,808
Broward County ⁽¹⁾	279,630,000	18.68%	52,234,884
Broward County School Board ⁽¹⁾	1,700,010,000 *	18.68%	<u>317,561,868</u>
Subtotal Overlapping Debt			376,780,560
City of Fort Lauderdale Direct Debt	371,158,900	100.00%	<u>371,158,900</u>
Total Direct and Overlapping Debt			<u>\$ 747,939,460</u>

(1) For debt repaid with property taxes, the percentage of overlapping debt applicable is estimated using gross taxable property values. Applicable percentages were estimated by dividing the City's gross taxable property values (\$23,709,180,578) by the County's gross taxable property values (\$126,861,238,080).

* Debt outstanding as of June 30, 2014

Legal Debt Margin: The amount of debt the City of Fort Lauderdale can issue is not limited by either the City of Fort Lauderdale charter or code, nor the Florida State Statues.

Sources: Assessed value data used to estimate applicable percentages was provided by the Broward County Property Appraiser. Debt outstanding data was provided by each governmental unit.

CITY OF FORT LAUDERDALE, FLORIDA

STATISTICAL SECTION

PLEDGE REVENUE COVERAGE
LAST TEN FISCAL YEARS

Schedule 12

(Dollars in Thousands)

FISCAL YEAR	SPECIAL OBLIGATION BONDS							
	GROSS REVENUE	OPERATING EXPENSES*	NET AVAILABLE REVENUE		DEBT SERVICE		TOTAL	COVERAGE
			REVENUE	PRINCIPAL	INTEREST			
2009	\$ -	\$ -	\$ -	\$ -	\$ -	\$ -	\$ -	-
2010	-	-	-	-	-	-	-	-
2011	-	-	-	-	-	-	-	-
2012	-	-	-	-	-	-	-	-
2013	42,044	-	42,044	16,480	8,469	24,949	1.69	
2014	42,815	-	42,815	15,070	11,291	26,361	1.62	

FISCAL YEAR	SPECIAL OBLIGATION LOANS							
	GROSS REVENUE	OPERATING EXPENSES*	NET AVAILABLE REVENUE		DEBT SERVICE		TOTAL	COVERAGE
			REVENUE	PRINCIPAL	INTEREST			
2009	\$ 144,779	\$ -	\$ 144,779	\$ 81	\$ 906	\$ 987	146.69	
2010	144,696	-	144,696	1,410	1,262	2,672	54.15	
2011	141,866	-	141,866	2,466	862	3,328	42.63	
2012	153,629	-	153,629	2,429	547	2,976	51.62	
2013	164,902	-	164,902	3,215	754	3,969	41.55	
2014	186,847	-	186,847	2,740	672	3,412	54.76	

FISCAL YEAR	WATER AND SEWER REVENUE BONDS							
	GROSS REVENUE	OPERATING EXPENSES*	NET AVAILABLE REVENUE		DEBT SERVICE		TOTAL	COVERAGE
			REVENUE	PRINCIPAL	INTEREST			
2005	\$ 78,777	\$ 42,007	\$ 36,770	\$ 1,955	\$ 3,594	\$ 5,549	6.63	
2006	78,109	46,423	31,686	1,985	3,551	5,536	5.72	
2007	82,804	48,749	34,055	2,830	7,935	10,765	3.16	
2008	85,741	50,296	35,445	3,495	11,925	15,420	2.30	
2009	92,071	52,576	39,495	6,645	14,821	21,466	1.84	
2010	103,156	55,207	47,949	6,885	15,663	22,548	2.13	
2011	105,231	50,958	54,273	8,805	17,849	26,654	2.04	
2012	106,017	57,299	48,718	9,100	16,783	25,883	1.88	
2013	121,076	56,652	64,424	9,345	16,874	26,219	2.46	
2014	117,552	58,085	59,467	9,590	16,590	26,180	2.27	

FISCAL YEAR	WATER AND SEWER STATE REVOLVING FUND LOANS							
	GROSS REVENUE	OPERATING EXPENSES*	REVENUE BOND DEBT SERVICE		NET AVAILABLE REVENUE		STATE LOANS DEBT SERVICE	
			PRINCIPAL	INTEREST	REVENUE	PRINCIPAL	INTEREST	COVERAGE
2005	\$ 82,800	\$ 47,674	\$ 1,955	\$ 3,594	\$ 29,577	\$ -	\$ 491	60.24
2006	82,052	54,728	1,985	3,551	21,788	77	442	41.98
2007	89,077	56,208	2,830	7,935	22,104	2,074	925	7.37
2008	90,701	57,364	3,495	11,925	17,917	3,006	1,792	3.73
2009	97,376	60,169	6,645	14,821	15,741	4,663	1,956	2.38
2010	107,784	62,466	6,885	15,663	22,770	4,286	2,138	3.54
2011	107,049	58,869	8,805	17,849	21,526	4,500	2,081	3.27
2012	107,398	75,037	9,100	16,782	6,479	3,445	1,993	1.19
2013	123,905	60,927	9,345	16,874	36,759	4,641	1,882	5.64
2014	119,196	62,816	9,590	16,590	30,200	4,753	1,812	4.60

* Total expenses excluding depreciation and payment in lieu of taxes.

CITY OF FORT LAUDERDALE, FLORIDA

STATISTICAL SECTION

**DEMOGRAPHIC AND ECONOMIC STATISTICS
LAST TEN FISCAL YEARS**

Schedule 13

FISCAL YEAR	FORT LAUDERDALE POPULATION	BROWARD COUNTY POPULATION	BROWARD COUNTY PERSONAL INCOME*	COUNTY PER CAPITA PERSONAL INCOME	UNEMPLOYMENT RATE
2014	171,544	1,838,844	\$ 80,525,783	\$ 43,792	5.2%
2013	170,065	1,815,137	78,687,882	43,351	5.2
2012	166,200	1,753,162	76,133,577	43,426	8.5
2011	165,500	1,748,100	72,752,112	41,618	10.7
2010	180,400	1,742,900	73,590,969	42,223	12.1
2009	180,100	1,756,500	71,994,871	40,988	10.9
2008	179,700	1,763,600	70,454,147	39,949	6.4
2007	175,500	1,751,100	65,213,329	37,241	4.2
2006	175,300	1,751,100	65,213,329	37,241	3.1
2005	170,300	1,753,000	65,213,329	37,201	3.5

* Personal income in thousands of dollars.

Sources: Fort Lauderdale population obtained from the Bureau of Economic and Business Research, University of Florida. Broward County population and personal income obtained from the Bureau of Economics Analysis, U.S. Department of Commerce. Unemployment rates obtained from the Bureau of Labor Statistics, U.S. Department of Labor.

CITY OF FORT LAUDERDALE, FLORIDA

STATISTICAL SECTION

**PRINCIPAL EMPLOYERS
CURRENT YEAR**

Schedule 14

ESTIMATED NUMBER OF EMPLOYEES	EMPLOYER
Over 5,000	Broward County School Board Broward County Government Broward Health
2,500 - 4,999	AutoNation Broward College
1,000 - 2,499	City of Fort Lauderdale Kaplan Citrix Systems Randstad Rick Case Automotive Group
Under 1,000	Sun-Sentinel Co./ WSFL-TV Aviall Zimmerman Advertising Templeton Worldwide American Changer Corporation Ed Morse Automotive Group

Note: Little reliable data currently exists on employment within the City of Fort Lauderdale. The above estimates are assembled from data provided by the Broward Alliance, Broward County Government, the Broward County School District, and the City of Fort Lauderdale's Economic Development Division. Information for prior years is unavailable.

Fort Lauderdale is a part of the diverse economy of Broward County. Service industries dominate the local employment environment. Primary sectors of the services within the City are marine-related industries, tourism, retail and wholesale trade.

CITY OF FORT LAUDERDALE, FLORIDA

STATISTICAL SECTION

FULL TIME EQUIVALENT CITY GOVERNMENTAL EMPLOYEES BY FUNCTION/PROGRAM
LAST TEN FISCAL YEARS

Schedule 15

FUNCTION/PROGRAM	2005	2006	2007	2008	2009	2010	2011	2012	2013	2014
General Government										
Business Enterprises	8.00	8.00	10.00	10.00	10.00	10.00	10.00	51.00	-	-
City Commission	5.00	12.00	12.00	12.00	12.00	12.00	12.00	12.00	12.00	12.00
City Manager	10.00	10.00	18.00	18.00	18.00	18.00	21.00	18.00	33.00	34.00
City Attorney	24.00	25.00	26.00	26.00	26.00	26.00	25.00	25.00	25.00	25.00
City Auditor	-	2.00	5.00	5.00	5.00	5.00	5.00	5.00	5.00	5.00
City Clerk	12.00	5.00	6.00	6.00	6.00	6.50	6.50	6.60	7.40	7.40
Finance	55.00	55.00	56.00	64.00	64.00	64.00	65.00	66.00	58.40	58.00
Human Resources	25.00	26.00	26.00	24.00	24.00	20.00	19.00	29.00	32.00	33.00
Information Systems	38.00	39.00	39.00	38.80	38.60	38.30	38.12	38.60	63.10	65.70
Office of Management and Budget	12.00	13.00	13.00	13.00	13.00	12.00	-	-	-	-
Office of Professional Standards	3.00	4.00	4.00	4.00	4.00	3.00	3.00	-	-	-
Procurement	12.50	12.50	12.50	11.30	11.00	11.00	11.00	-	-	-
Planning and Zoning	37.00	38.00	38.00	36.20	36.40	31.30	31.00	31.00	-	-
Public Works	62.00	59.00	61.00	52.00	52.00	36.00	48.00	115.00	53.00	39.00
Public Information	8.00	11.00	11.00	11.00	11.00	11.00	10.00	10.00	-	-
Public Safety										
Building Services	120.50	118.00	123.00	117.40	117.00	108.00	98.00	97.00	-	-
Fire Rescue	439.20	453.00	455.00	464.70	465.20	461.00	458.90	461.00	461.10	447.30
Police	667.25	719.00	712.00	693.50	696.70	702.90	696.00	673.00	673.00	682.30
Physical Environment										
Business Enterprises	1.00	1.00	1.00	1.00	1.00	1.00	1.00	-	-	-
Public Works	527.50	516.50	519.50	521.30	523.50	520.50	492.38	419.40	354.00	371.00
Transportation & Mobility										
Business Enterprises	13.50	13.50	13.50	14.00	14.00	16.00	16.00	16.00	6.00	-
Transportation	13.50	-	-	-	-	-	-	-	-	8.50
Parking and Fleet Services	47.50	49.50	52.00	52.90	54.60	51.90	49.80	81.60	75.40	78.10
Executive Airport	23.00	23.00	23.00	23.00	23.00	23.00	22.00	18.00	18.00	19.80
Public Works	12.00	11.50	12.50	11.60	11.60	8.50	5.20	3.20	4.00	3.00
Arts & Science District Garage	-	-	-	-	-	5.60	8.80	-	1.50	1.60
Economic Environment										
Economic Development	16.00	18.00	21.00	21.00	21.00	20.00	18.00	19.00	130.50	140.10
Planning and Zoning	20.50	20.50	20.50	19.00	17.00	17.00	17.00	15.00	-	-
Culture and Recreation										
Parks and Recreation	330.00	336.50	351.75	337.00	344.40	314.90	281.40	274.80	415.80	366.00
Business Enterprises	36.50	41.50	39.50	40.20	40.70	40.40	40.20	-	-	-
Total	2,579.45	2,641.00	2,681.75	2,647.90	2,660.70	2,594.80	2,509.30	2,485.20	2,428.20	2,396.80

Source: Annual Operating Budgets

CITY OF FORT LAUDERDALE, FLORIDA

STATISTICAL SECTION

**OPERATING INDICATORS BY FUNCTION/PROGRAM
LAST TEN FISCAL YEARS**

Schedule 16

FUNCTION/PROGRAM	2005	2006	2007	2008	2009	2010	2011	2012	2013	2014
Public Safety										
Police										
911 & Non Emergency Calls Received*	593,331	610,210	703,119	654,123	684,524	588,913	567,692	564,131	560,155	492,536 ⁽¹⁾
Citations Issued	50,443	48,368	63,897	51,470	44,140	50,541	60,677	56,457	45,976	38,806
Arrests	10,435	12,492	14,112	14,018	13,903	14,601	17,256	13,752	13,172	10,995
Transportation and Mobility										
Parking										
Parking Citations Issued (Excluding Voids)	127,370	125,200	115,371	112,485	107,092	99,786	97,922	90,960	98,804	98,380
Fire Rescue										
Total Incidents	42,258	42,891	41,066	41,778	41,416	41,468	42,378	42,642	43,959	47,008
Total Fire Incidents	842	917	739	645	636	521	639	578	542	529
Inspections Performed	18,753	20,668	18,936	20,352	16,663	16,754	20,267	24,951	19,570	20,075
Physical Environment										
Water Distribution										
Water Main Failures/Repairs	184	233	114	107	86	52	42	29	76	144
New Water Mains Construction (Feet)	23,180	23,310	22,076	22,976	21,827	19,927	20,356	22,736	22,000	5,809 ⁽²⁾
Water and Wastewater Treatment										
Raw Wastewater Treated (Billions of Gallons)	13.40	13.60	13.50	13.50	14.20	12.90	12.87	15.70	14.31	14.24
Raw Water Treated (Billions of Gallons)	18.40	18.40	15.83	15.64	16.57	15.42	14.86	13.92	14.36	14.26
Sanitation										
Household Refuse Collected (Tons)	47,550	49,899	45,911	48,408	45,350	43,528	42,088	42,174	40,671	40,441
Recycling Tonnage	7,227	6,708	6,280	7,989	8,269	8,650	7,891	9,107	11,688	10,060
Culture and Recreation										
Parks and Recreation										
Pavilion Rentals	564	737	969	900	1,020	1,145	1,050	664	668	744
Learn to Swim Registrants	3,400	3,580	3,938	3,594	3,596	2,942	2,988	2,329	2,251	2,509
Youth/Sports Club Participants	n/a	590	700	1,122	1,664	1,200	1,750	2,451	3,141	3,028
Summer Camp Registrants	n/a	740	808	1,317	1,284	1,010	1,058	1,897	2,059	2,228

Source: Various City departments

(1) Stats represent 10 months, from Oct. 2013 to July 2014. Function will no longer be performed by the City; it was transferred to Broward Sheriff's Office as of August 1, 2014.

(2) Reduced total resulted from the reassignment of crew staff to other priority projects.

CITY OF FORT LAUDERDALE, FLORIDA

STATISTICAL SECTION

**CAPITAL ASSET STATISTICS BY FUNCTION / PROGRAM
LAST TEN FISCAL YEARS**

Schedule 17

	2005	2006	2007	2008	2009	2010	2011	2012	2013	2014
FUNCTION/PROGRAM										
General Government										
City Buildings	112	112	112	112	112	112	112	112	112	112
Public Safety										
Police										
Police Stations	1	1	1	1	1	1	1	1	1	1
Marked Units (cars, vans, trailers, bomb van)	-	310	408	408	414	420	405	420	393	380
Unmarked Units (cars)	-	199	209	209	214	214	229	223	237	236
Fire Rescue										
Fire Stations	12	12	13	11	11	11	10	10	10	10
Fire Apparatus	-	20	20	20	20	20	20	20	20	20
Ambulances	-	20	20	20	20	20	19	19	20	20
Physical Environment										
Public Works - Water and Sewer										
Fire Hydrants	5,204	5,288	5,352	5,352	5,352	5,420	5,621	5,804	5,872	5,979
Water Mains (miles)	751	750	750	750	750	757	782	786	786	784
Water Plants (2) - capacity per day (million gallons)	90	90	90	82	82	82	82	82	82	82
Wastewater Plant - capacity per day (million gallons)	56	56	56	56	56	56	56	56	56	56
Sanitary Sewers (miles)	481	467	503	503	503	546	577	585	621	598
Storm Drainage (miles)	216	149	149	149	149	160	163	170	171	171
Storm and Wastewater Pumping Stations	150	150	153	153	153	198	208	208	213	193
Transportation										
Public Works - Road and Street Facilities										
Streets (miles)	497	497	497	497	497	497	498	500	500	525
Sidewalks (miles)	312	312	312	312	312	312	312	325	425	425
Bridges	51	51	51	51	51	51	51	51	52	52
Community Bus	-	3	11	11	11	3	3	32	3	3
Parking and Fleet Services										
City Maintained Parking Spaces	9,214	9,214	9,078	9,078	9,224	9,438	9,506	9,347	10,923	11,025
City Parking Garages	4	4	4	4	4	4	4	4	4	4
Meters (single and multi-space)		2,580	2,641	2,495	2,104	2,477	2,104	2,496	2,326	2,330
Culture and Recreation										
Public Beach (miles)	5	5	5	5	5	5	5	5	5	5
Municipal Swimming Pools	15	15	15	14	13	13	13	12	13	13
Public Parks (acres)	-	766	766	744	756	786	786	786	876	876
War Memorial Auditorium (Seating Capacity)	2,110	2,110	2,110	2,110	2,110	2,110	2,110	2,110	2,110	2,110
Lockhart Stadium (Seating Capacity)	19,500	19,500	19,500	19,500	18,800	19,500	19,500	19,500	19,500	19,500
Fort Lauderdale Stadium (Seating Capacity)	8,340	8,340	8,340	8,340	8,340	8,340	8,340	8,340	8,340	8,340
Fort Lauderdale Aquatic Complex (Seating Capacity)	2,330	2,540	2,540	2,540	2,540	2,465	1,840	1,740	1,740	1,740
Bahia Mar Yachting Center - Municipal Yacht Slips	200	200	200	200	200	200	200	219	250	250

Source: Various City departments and the annual budget

INDEPENDENT AUDITOR'S REPORT ON INTERNAL CONTROL OVER FINANCIAL REPORTING AND
ON COMPLIANCE AND OTHER MATTERS BASED ON AN AUDIT OF FINANCIAL STATEMENTS
PERFORMED IN ACCORDANCE WITH GOVERNMENT AUDITING STANDARDS

To the Honorable Mayor,
City Commission and City Manager
City of Fort Lauderdale, Florida
Fort Lauderdale, Florida

We have audited in accordance with auditing standards generally accepted in the United States of America and the standards applicable to financial audits contained in *Government Auditing Standards*, issued by the Comptroller General of the United States, the financial statements of the governmental activities, the business-type activities, the discretely presented component unit, each major fund, and the aggregate remaining fund information of the City of Fort Lauderdale, Florida (the "City") as of and for the year ended September 30, 2014, and the related notes to the financial statements, which collectively comprise the City's basic financial statements, and have issued our report thereon dated March 30, 2015. Our report includes a reference to other auditors who audited the financial statements of the City of Fort Lauderdale General Employees' Retirement System and the City of Fort Lauderdale Police and Fire Retirement System (the "Systems"), as described in our report on the City's financial statements. This report includes our consideration of the results of the other auditors' testing of internal control over financial reporting and compliance and other matters that are reported on separately by those other auditors. However, this report, insofar as it relates to the results of the other auditors, is based solely on the reports of the other auditors.

Internal Control Over Financial Reporting

In planning and performing our audit of the financial statements, we considered the City's internal control over financial reporting (internal control) to determine the audit procedures that are appropriate in the circumstances for the purpose of expressing our opinions on the financial statements, but not for the purpose of expressing an opinion on the effectiveness of the City's internal control. Accordingly, we do not express an opinion on the effectiveness of the City's internal control.

Our consideration of internal control was for the limited purpose described in the preceding paragraph and was not designed to identify all deficiencies in internal control that might be material weaknesses or significant deficiencies and therefore, material weaknesses or significant deficiencies may exist that were not identified. However, as described in the accompanying schedule of findings and questioned costs, we identified certain deficiencies in internal control that we consider to be material weaknesses and significant deficiencies.

A *deficiency in internal control* exists when the design or operation of a control does not allow management or employees, in the normal course of performing their assigned functions, to prevent, or detect and correct, misstatements on a timely basis. A *material weakness* is a deficiency, or a combination of deficiencies, in internal control such that there is a reasonable possibility that a material misstatement of the entity's financial statements will not be prevented, or detected and corrected on a timely basis. We consider the deficiency described in the accompanying schedule of findings and questioned costs as finding 2014-001 to be a material weakness.

A *significant deficiency* is a deficiency, or a combination of deficiencies, in internal control that is less severe than a material weakness, yet important enough to merit attention by those charged with governance. We consider the deficiencies described in the accompanying schedule of findings and questioned costs as findings 2012-004 and 2012-006 to be significant deficiencies.

Compliance and Other Matters

As part of obtaining reasonable assurance about whether the City's financial statements are free from material misstatement, we performed tests of its compliance with certain provisions of laws, regulations, contracts, and grant agreements, noncompliance with which could have a direct and material effect on the determination of financial statement amounts. However, providing an opinion on compliance with those provisions was not an objective of our audit, and accordingly, we do not express such an opinion. The results of our tests and those of the other auditors disclosed no instances of noncompliance or other matters that are required to be reported under *Government Auditing Standards*.

The City's Responses to Findings

The City's responses to the findings identified in our audit are described in the accompanying schedule of findings and questioned costs. The City's responses were not subjected to the auditing procedures applied in the audit of the financial statements and, accordingly, we express no opinion on them.

Purpose of this Report

The purpose of this report is solely to describe the scope of our testing of internal control and compliance and the results of that testing, and not to provide an opinion on the effectiveness of the entity's internal control or on compliance. This report is an integral part of an audit performed in accordance with *Government Auditing Standards* in considering the entity's internal control and compliance. Accordingly, this communication is not suitable for any other purpose.


Crowe Horwath LLP

Fort Lauderdale, Florida
March 30, 2015

INDEPENDENT AUDITOR'S REPORT ON COMPLIANCE FOR EACH MAJOR FEDERAL PROGRAM
AND STATE PROJECT AND REPORT ON INTERNAL CONTROL OVER COMPLIANCE

To the Honorable Mayor,
City Commission and City Manager
City of Fort Lauderdale, Florida
Fort Lauderdale, Florida

Report on Compliance for Each Major Federal Program and State Project

We have audited the City of Fort Lauderdale, Florida's (the "City") compliance with the types of compliance requirements described in the *OMB Circular A-133 Compliance Supplement* and the requirements described in the *Department of Financial Services' State Projects Compliance Supplement*, that could have a direct and material effect on each of the City's major federal programs and state projects for the year ended September 30, 2014. The City's major federal programs and state projects are identified in the summary of auditor's results section of the accompanying schedule of findings and questioned costs.

Management's Responsibility

Management is responsible for compliance with the requirements of laws, regulations, contracts, and grants applicable to its federal programs and state projects

Auditor's Responsibility

Our responsibility is to express an opinion on compliance for each of the City's major federal programs and state projects based on our audit of the types of compliance requirements referred to above. We conducted our audit of compliance in accordance with auditing standards generally accepted in the United States of America; the standards applicable to financial audits contained in *Government Auditing Standards*, issued by the Comptroller General of the United States; OMB Circular A-133, *Audits of States, Local Governments, and Non-Profit Organizations*; and Chapter 10.550, *Rules of the Auditor General*. Those standards, OMB Circular A-133, and Chapter 10.550, *Rules of the Auditor General*, require that we plan and perform the audit to obtain reasonable assurance about whether noncompliance with the types of compliance requirements referred to above that could have a direct and material effect on a major federal program or state project occurred. An audit includes examining, on a test basis, evidence about the City's compliance with those requirements and performing such other procedures as we considered necessary in the circumstances.

We believe that our audit provides a reasonable basis for our opinion on compliance for each major federal program and state project. However, our audit does not provide a legal determination of the City's compliance.

Opinion on Each Major Federal Program and State Project

In our opinion, the City complied, in all material respects, with the types of compliance requirements referred to above that could have a direct and material effect on each of its major federal programs and state projects for the year ended September 30, 2014.

Report on Internal Control Over Compliance

Management of the City is responsible for establishing and maintaining effective internal control over compliance with the types of compliance requirements referred to above. In planning and performing our audit of compliance, we considered the City's internal control over compliance with the types of requirements that could have a direct and material effect on each major federal program and state project to determine the auditing procedures that are appropriate in the circumstances for the purpose of expressing an opinion on compliance for each major federal program and state project and to test and report on internal control over compliance in accordance with OMB Circular A-133 and Chapter 10.550, *Rules of the Auditor General*, but not for the purpose of expressing an opinion on the effectiveness of internal control over compliance. Accordingly, we do not express an opinion on the effectiveness of the City's internal control over compliance.

A deficiency in internal control over compliance exists when the design or operation of a control over compliance does not allow management or employees, in the normal course of performing their assigned functions, to prevent, or detect and correct, noncompliance with a type of compliance requirement of a federal program or state project on a timely basis. A *material weakness in internal control over compliance* is a deficiency, or combination of deficiencies, in internal control over compliance, such that there is a reasonable possibility that material noncompliance with a type of compliance requirement of a federal program or state project will not be prevented, or detected and corrected, on a timely basis. A *significant deficiency in internal control over compliance* is a deficiency, or a combination of deficiencies, in internal control over compliance with a type of compliance requirement of a federal program or state project that is less severe than a material weakness in internal control over compliance, yet important enough to merit attention by those charged with governance.

Our consideration of internal control over compliance was for the limited purpose described in the first paragraph of this section and was not designed to identify all deficiencies in internal control over compliance that might be material weaknesses or significant deficiencies. We did not identify any deficiencies in internal control over compliance that we consider to be material weaknesses. However, material weaknesses may exist that have not been identified.

The purpose of this report on internal control over compliance is solely to describe the scope of our testing of internal control over compliance and the results of that testing based on the requirements of OMB Circular A-133 and Chapter 10.550, *Rules of the Auditor General*. Accordingly, this report is not suitable for any other purpose.


Crowe Horwath LLP

Fort Lauderdale, Florida
March 30, 2015

**CITY OF FORT LAUDERDALE, FLORIDA
SCHEDULE OF EXPENDITURES OF FEDERAL AWARDS
AND STATE FINANCIAL ASSISTANCE
FOR THE FISCAL YEAR ENDED SEPTEMBER 30, 2014**

Federal/State Grantor, Pass-through Grantor Federal Programs/State Projects	CFDA# CSFA #	Contract/ Grant Number	Financial Project Number	Expenditures	Transfer to Subrecipient
I. CASH FEDERAL FINANCIAL ASSISTANCE					
U. S. Department of Agriculture:					
Indirect Programs:					
Summer Food Service Program for Children					
Passed Through Florida Department of Education					
FY14 Summer Food Service Program for Children	10.559	04-0987	N/A	\$ 120,636	\$ -
Total U. S. Department of Agriculture				<u>120,636</u>	<u>-</u>
U.S. Department of Commerce:					
Indirect Programs:					
Coastal Zone Management Administration Awards					
Passed Through Florida Department of Environmental Protection					
Sailboat Bend Preserve Canal Head Restoration Plan	11.419	CM309	N/A	30,000	-
Passed Through South Florida Regional Planning Council					
Pilot Implementation of Adaptation Action Areas	11.419	CO905	N/A	34,992	-
Total U. S. Department of Commerce				<u>64,992</u>	<u>-</u>
U.S. Department of Housing and Urban Development:					
Direct Programs:					
Community Development Block Grants / Entitlement Grants					
Community Development Block Grants / Entitlement Grants - NSP	14.218	B-08-MN-12-0007	N/A	1,842,461	716,216
Community Development Block Grants / Entitlement Grants - NSP3	14.218	B-11-MN-12-0007	N/A	229,593	-
Total CFDA # 14.218				<u>958,820</u>	<u>-</u>
Emergency Solutions Grant Program	14.231		N/A	81,107	44,840
Home Investment Partnerships Program	14.239		N/A	1,189,941	-
Housing Opportunities for Persons with AIDS	14.241	FL-H13-F004	N/A	8,154,226	7,819,666
Indirect Programs:					
Continuum of Care					
Passed Through Broward County					
Chronic Homelessness Housing Collaborative	14.267	14-CP-HIP-8261-HUD-1	N/A	194,719	-
Total U.S. Department of Housing and Urban Development				<u>12,650,867</u>	<u>8,580,722</u>
U.S. Department of the Interior, National Park Service:					
Indirect Programs:					
Outdoor Recreation_Acquisition Development and Planning					
Passed Through Florida Department of Environmental Protection					
Land & Water Conservation Fund - Tarpon Bend Park	15.916	LW584	12-00584	190,857	-
Total U.S. Department of Interior, National Park Service				<u>\$ 190,857</u>	<u>\$ -</u>
U.S. Department of Justice:					
Direct Programs:					
Bulletproof Vest Partnership Program					
FY 2012 Program	16.607	N/A	N/A	473	-
Indirect Programs:					
Edward Byrne Memorial Justice Assistance Grant Program					
Passed Through Florida Department of Law Enforcement					
Operation Trend Buster 3	16.738	2014-JAGC-BROW-7-E5-21	N/A	49,152	-
Substance Abuse Prevention Program - Urban League of Broward	16.738	2014-JAGC-BROW-8-E5-12	N/A	60,658	48,738
Passed Through Broward Sheriff's Office					
2011 Edward Byrne Justice (JAG) - Local Solicitation	16.738	2011-DJ-BX-2512	N/A	16	-
2012 Edward Byrne Justice (JAG) - Local Solicitation	16.738	2012-DJ-BX-0035	N/A	15,920	-
2013 Edward Byrne Justice (JAG) - Local Solicitation	16.738	2012-DJ-BX-0035	N/A	-	-
Total CFDA # 16.738				<u>125,746</u>	<u>48,738</u>
Total U.S. Department of Justice				<u>\$ 126,219</u>	<u>\$ 48,738</u>

CITY OF FORT LAUDERDALE, FLORIDA
SCHEDULE OF EXPENDITURES OF FEDERAL AWARDS
AND STATE FINANCIAL ASSISTANCE
FOR THE FISCAL YEAR ENDED SEPTEMBER 30, 2014

Federal/State Grantor, Pass-through Grantor Federal Programs/State Projects	CFDA# CSFA #	Contract/ Grant Number	Financial Project Number	Expenditures	Transfer to Subrecipient
U.S. Department of Transportation:					
Indirect Programs:					
Safety Data Improvement Program					
Passed Through Florida Department of Highway Safety and Motor Vehicles					
Motor Vehicles FMCSA 2012 SaDip Grant	20.234	FM-SAD-0016-12-01-00		\$ 22,170	\$ -
Direct Programs:					
Federal Transit_Capital Investment Grant					
Shuttles/PM Admin - Beach Shuttle Program	20.500	FTA-G11	FL-03-0291-00	204,378	-
Indirect Programs:					
Job Access and Reverse Commute Program					
Passed Through South Florida Regional Transit Authority					
Purchase Trolley and Downtown Link Route Service	20.516	FL-37-X082-00	FL-37-X082-00	18,569	-
New Freedom Program					
TriRail/NorthWest Link and Neighborhood Link	20.521	FL-57-X050-00	FL-57-X050-00	97,405	-
Total Transit Services Program Cluster				<u>115,974</u>	<u>-</u>
Direct Programs:					
Airport Improvement Program					
Rehabilitate Taxiway E Design	20.106	3-12-0024-026-2012	425762-1-94-01	52,649	-
Rehabilitate Taxiway G	20.106	3-12-0024-027-2013	429703-1-94-01	1,208,796	-
Total CFDA # 20.106				<u>1,261,445</u>	<u>-</u>
Indirect Programs:					
Highway Planning and Construction					
Passed Through Florida Department of Transportation					
Flagler Drive Greenway & Bicycle Facilities	20.205	AQA68	418029-1-58-01	0	-
NW 24th Avenue from SR-838/Sunrise Boulevard to NW 11St Sidewalk	20.205	AQJ71	425712-1-58-01	4,554	-
SE 15 Avenue / North and South Bridge #865767 and #865766	20.205	AQ813	230734-1-58-01	23,839	-
Lighting and Landscaping Improvements	20.205	ARC40	418029-2-58/68-01	3,787	-
Total CFDA # 20.205				<u>32,180</u>	<u>-</u>
State and Community Highway Safety Program					
Passed Through Florida Department of Transportation					
Fort Lauderdale Speed and Pedestrian Comprehensive Safety Enforcement	20.600	ARD07	PT-14-12-07	50,761	-
Total U.S. Department of Transportation				<u>\$ 1,686,908</u>	<u>\$ -</u>
U.S. Department of Homeland Security:					
Direct Programs:					
Assistance to Firefighters Grant					
FY 2012 Assistance to Firefighters Grant	97.044	EMW-2012-FP-00108	N/A	96,336	-
Indirect Programs:					
Hazard Mitigation Grant					
Passed Through Florida Division of Emergency Management					
Fort Lauderdale, Police Department, Wind Retrofit Project	97.039	09HM-37-11-16-02-052	DR-1609-42-R	396,101	-
Emergency Management Performance Grant					
Passed Through Florida Division of Emergency Management					
Fiscal Year 2012 Emergency Management Performance Grant (CERT)	97.042	13-CI-24-11-16-02-336	N/A	2,382	-
Fiscal Year 2012 Emergency Management Performance Grant (Citizen Corps)	97.042	13-CC-24-11-16-02-253	N/A	7,394	-
Fiscal Year 2013 Emergency Management Performance Grant (Citizen Corps)	97.042	14-CC-KI-11-16-02-513	N/A	2,664	-
Total CFDA #97.042				<u>12,440</u>	<u>-</u>
Homeland Security Grant Program					
Fiscal Year 11 Metropolitan Medical Response System	97.067	13-DS-25-11-16-02-314	N/A	280,819	-
Fiscal Year 2011 SHSGP - Citizen Corps	97.067	13-CC-24-11-16-02-253	N/A	5,171	-
Passed Through City of Miami					
FY 2011 Urban Area Security Initiative (UASI) Grant Program	97.067	12-DS-22-11-23-02-236	N/A	197,168	-
FY 2011 Urban Area Security Initiative (UASI) Grant Program	97.067	12-DS-22-11-23-02-236	N/A	74,948	-
FY 2011 Urban Area Security Initiative (UASI) Grant Program	97.067	12-DS-22-11-23-02-236	N/A	9,600	-
FY 2011 Urban Area Security Initiative (UASI) Grant Program	97.067	12-DS-22-11-23-02-236	N/A	62,940	-
FY 2012 Urban Area Security Initiative (UASI) Grant Program	97.067	13-DS-1F-11-23-02-212	N/A	125,809	-
FY 2012 Urban Area Security Initiative (UASI) Grant Program	97.067	13-DS-1F-11-23-02-212	N/A	50,000	-
FY 2013 Urban Area Security Initiative (UASI) Grant Program	97.067	14-DS-L2-11-23-02-413	N/A	41,527	-
FY 2013 Urban Area Security Initiative (UASI) Grant Program	97.067	14-DS-L2-11-23-02-413	N/A	8,912	-
Total Cash CFDA #97.067				<u>856,894</u>	<u>-</u>

**CITY OF FORT LAUDERDALE, FLORIDA
SCHEDULE OF EXPENDITURES OF FEDERAL AWARDS
AND STATE FINANCIAL ASSISTANCE
FOR THE FISCAL YEAR ENDED SEPTEMBER 30, 2014**

Federal/State Grantor, Pass-through Grantor Federal Programs/State Projects	CFDA# CSFA #	Contract/ Grant Number	Financial Project Number	Expenditures	Transfer to Subrecipient
II. NON CASH FEDERAL FINANCIAL ASSISTANCE					
U.S. Department of Homeland Security:					
Indirect Programs:					
Passed Through City of Miami					
FY 2010 Urban Area Security Initiative (UASI) Grant Program					
MMG205 (IT4) Diesel Generators with Tandem Trailer	97.067			116,035	-
WSPPDP400 Portable Power Distributing Panels (2)	97.067			9,922	-
Total Non Cash CFDA #97.067				<u>125,957</u>	-
Total U.S. Department of Homeland Security				1,487,728	-
Total Expenditures of Federal Awards				<u>\$ 16,328,207</u>	<u>\$ 8,629,460</u>
III. STATE FINANCIAL ASSISTANCE					
Florida Housing Finance Corporation:					
Direct Projects:					
State Housing Initiative Partnership Program (SHIP)	52.901	N/A	N/A	\$ 14,660	\$ -
State Housing Initiative Partnership Program (SHIP)	52.901	N/A	N/A	321,197	-
Total Florida Housing Finance Corporation				<u>335,857</u>	-
Florida Department of Transportation					
Direct Projects:					
State Highway Project Reimbursement					
A1A SE 17 Street Causeway from State Road 5 Service Development	55.023	AQX53	431108-1-58-01	142,483	-
Beach Link Operating Grant	55.012	ARA49	434571-1-84-01	43,970	-
Transit Corridor Program					
Downtown Route Operating Expansion of Routes	55.013	ARA50	434480-1-84-01	105,317	-
Operating Funds Shuttle Service - TriRail Connector	55.013	ARA44	45123-1-94-01	79,809	-
Total CSFA #55.013				<u>185,126</u>	-
Aviation Development Grants					
Design Customs Building & Apron	55.004	APO91	420767-1-94-01	15,596	-
Construct Customs Building & Apron at Ft Lauderdale Executive. Airport	55.004	AQM69	422462-1-94-01	2,248,742	-
Construct Relocation of Taxiway Golf - PH1	55.004	AQW05	429703-1-94-01	67,155	-
Rehab Taxilane Charlie	55.004	AQP93	423949-1-94-01	910,922	-
Design Rehab Taxiway E & Improve Taxiway Entrances	55.004	AQP92	425762-1-94-01	2,925	-
Security Improvements	55.004	AR131	433942-1-94-01	43,897	-
Total CSFA #55.004				<u>3,289,237</u>	-
Total Florida Department of Transportation				3,660,816	-
Total Expenditures of State Financial Assistance				<u>\$ 3,996,673</u>	<u>\$ -</u>

CITY OF FORT LAUDERDALE, FLORIDA

NOTES TO SCHEDULE OF EXPENDITURES OF FEDERAL AWARDS AND STATE FINANCIAL ASSISTANCE

For the Year Ended September 30, 2014

1. General

The accompanying Schedule of Expenditures of Federal Awards and State Financial Assistance (the Schedule) presents the activity of all federal awards programs and state financial assistance projects of the City of Fort Lauderdale, Florida (the City), for the year ended September 30, 2014. Federal awards programs and state financial assistance projects received directly, as well as passed through other government agencies, are included on the Schedule.

2. Basis of Accounting

The accompanying Schedule is presented using the modified accrual basis of accounting for expenditures accounted for in the governmental funds and the accrual basis of accounting for expenditures in the proprietary funds. Under the modified accrual basis, revenue is recognized if it is both measurable and available for use during the fiscal year and expenditures are recognized in the period liabilities are incurred, if measurable. Under the accrual basis, expenditures are recognized in the period liabilities are incurred.

3. Program Clusters

OMB Circular A-133 defines a cluster of programs as a grouping of closely related programs that share common compliance requirements. Based on this definition, similar programs are presented accordingly.

4. Contingency

The grant revenue amounts received are subject to audit and adjustment. If any expenditures or expenses are disallowed by the grantor agencies as a result of such an audit, any claim for reimbursement to the grantor agencies would become a liability of the City. In the opinion of management, all grant expenditures are in compliance with the terms of the grant agreements and applicable federal and state laws and regulations.

5. HOME Program

Per a letter dated July 18, 2014 from the Department of Housing and Urban Development (HUD), the City failed to ensure that rehabilitation was completed on a rental property purchased by a city Community Housing Development Organization (CHDO) in 2007. At the time of monitoring, the property was vacant. HUD concluded that, failure to ensure that projects are completed and occupied can result in underutilization of housing units and therefore diminishing the benefit of housing to low and very low income households. The city is required to reimburse its HOME Line of Credit Control System (LOCCS) account in the amount of \$100,834.

6. Non-Cash and Federal Insurance

The city did receive non-cash assistance in the current fiscal year.

CITY OF FORT LAUDERDALE, FLORIDA
SCHEDULE OF FINDINGS AND QUESTIONED COSTS
YEAR ENDED SEPTEMBER 30, 2014

SECTION I - SUMMARY OF INDEPENDENT AUDITOR'S RESULTS

FINANCIAL STATEMENTS

Type of auditor's report issued	Unmodified
Internal control over financial reporting:	
Material weakness(es) identified	Yes
Significant deficiency(ies) identified not considered to be material weakness(es)	Yes
Noncompliance material to financial statements noted	No

FEDERAL AWARDS AND STATE FINANCIAL ASSISTANCE

Type of auditor's report issued on compliance for major federal programs and state projects	Unmodified
Internal control over major federal programs and state projects:	
Material weakness(es) identified	No
Significant deficiency(ies) identified not considered to be material weakness(es)	None reported
Audit findings disclosed that are required to be reported in accordance with Section 510(a) of OMB Circular A-133, Section 215.97, <i>Florida Statutes</i> and Chapter 10.550, <i>Rules of the Auditor General</i>	No

Identification of major federal programs and state projects:

<u>Federal Awards</u>	<u>Name of Federal Program/State Project</u>
CFDA Number	
14.241	Housing Opportunities for Person with AIDS
14.267	Chronic Homelessness Housing Collaborative
16.738	Edward Byrne Memorial Justice Assistance Grant Program
97.039	Wind Retrofit Project
97.067	Homeland Security Grant

<u>State Financial Assistance</u>	
CSFA Number	
55.004	Aviation Development Grants
55.013	Transit Corridor Program

Dollar threshold used to distinguish between Type A and Type B programs/projects:	
Federal	\$489,846
State	\$300,000

Auditee qualified as low-risk No

CITY OF FORT LAUDERDALE, FLORIDA
 SCHEDULE OF FINDINGS AND QUESTIONED COSTS
 YEAR ENDED SEPTEMBER 30, 2014

SECTION II - FINANCIAL STATEMENT FINDINGS

Material Weakness

2014-001 Prior Period Restatement

Criteria: Controls over the process of recording the City required contribution to the City of Fort Lauderdale Police and Firefighters' Retirement System and Supplemental Share Plan (the "Plan") in accordance with State Statutes and Plan documents should be designed and operating effectively to ensure that the amounts recorded in the financial statements are an accurate representation of the amounts actually due to the Plan as of the end of the fiscal year. The City's policy for contribution to the Plan is to deposit at least quarterly, but nothing herein shall preclude the City from depositing the actuarially equivalent City contribution annually.

Condition: There was a material error in the 2013 financial statements that was not detected by the City's internal controls.

Context: The City did not reflect the required annual contribution to the pension on its financial statements correctly.

Cause: The City did not record a contribution for the change in the Plan's year end for the nine month period from January 1, 2013 through September 30, 2013 due to the City historically making the Plan contribution nine months in arrears. This would have been made in October 2013.

Effect: The change in the Plan's year end coupled with the prepaid contribution resulted in the City not correctly recording the contribution as a reduction in the prepaid contribution for the fiscal year ended September 30, 2013.

Recommendation: We recommend that the City review the actuarial equivalent City contribution on a quarterly basis to ensure that amounts are recorded in accordance with the City's policy and State Statute.

Management's Response: Management is not in agreement with this material weakness comment. The City has traditionally made annual contributions to the plan. These contributions are made on or around October 15th of each year. In fiscal year 2013, the Board of Trustees voted to change their plan year to be from a calendar year to a fiscal year ending September 30th. Prior to fiscal year 2013, the City's pension contribution was made 9.5 months into the pension plan year, which also happened to be just two weeks into the City's fiscal year. The City was told, by the Plan Actuary, that it did not owe a contribution for the period of January 1, 2013 through September 30, 2013, which is the reason that the entry was not posted.

The City's internal controls were not deficient in detecting this entry. This was a miscommunication from the Plan Actuary (who is retained by the Board) and the City would not have caught this error through its internal controls process. The revised actuarial report was not transmitted to the City until April of 2014, thus the City did not know that something was owed for that period. The actuarial report was reviewed by Finance and the methods were questioned along with the applicable period with the Actuary and the Board.

CITY OF FORT LAUDERDALE, FLORIDA
SCHEDULE OF FINDINGS AND QUESTIONED COSTS
YEAR ENDED SEPTEMBER 30, 2014

SECTION II - FINANCIAL STATEMENT FINDINGS

Significant Deficiency

2012-004 (Reported in 2011 as PY-3) Calculation of Compensated Absences

Criteria: Controls over the process of calculating the liability for compensated absences should be designed and operating effectively to ensure that the amounts recorded in the financial statements are an accurate representation of the amounts actually due to employees as of the end of the fiscal year.

Condition: The City's policy is to accrue sick leave at the pay rate in effect at the time the hours are earned. Sick leave used is paid at the employee's current pay rate at the time of use. Accordingly, the calculation of the unused sick leave liability is based on different pay rates depending on when the hours were earned. The calculation is performed manually using a spreadsheet.

Context: Not applicable

Cause: The City is unable to electronically track the unused sick liability for certain employees because of system limitations.

Effect: This calculation is performed manually and can be cumbersome depending on an employee's length of service, which increases the potential for errors in the calculation of the unused sick liability as of the end of each fiscal year.

Recommendation: The City should review the mechanics of the unused sick leave liability calculation and determine whether the process can be automated in order to alleviate the need for manual calculations.

Management's
Response: The City has reviewed the data and process for the sick leave payout calculations and determined that it is not possible to automate the process, given the current data storage and payroll systems. The City is in the process of procuring an Enterprise Resource Planning (ERP) solution to replace the current payroll system, which will improve the processing of such calculations in the future. Also, the City has simplified the computation of sick leave payouts for three Employee Groups (Police Officers and Sergeants; Police Lieutenants and Captains; and Teamsters) through their Collective Bargaining Agreements (CBA). For these employee groups, future sick leave payout calculations will be based on 28% of total hours at the final rate of pay. The CBAs for the remaining unions are open for negotiations, which will include discussion of these calculations.

CITY OF FORT LAUDERDALE, FLORIDA
SCHEDULE OF FINDINGS AND QUESTIONED COSTS
YEAR ENDED SEPTEMBER 30, 2014

SECTION II - FINANCIAL STATEMENT FINDINGS

Significant Deficiency

2012-006 IT Controls

Criteria: Information systems controls should reasonably assure that electronic information is not compromised by unauthorized access to systems and that access is granted only as needed for individuals within the entity to perform their assigned responsibilities while maintaining adequate segregation of duties.

Condition: We noted the following with respect to the City's information systems:

SumTotal (formerly Cyborg)

During our review of Cyborg access we noted the following:

- For one employee, segregation of duties is not in place with regards to source code and production access. This user has access to source code and also has access to the UNIX account allowing the user to both modify source code and move changes into production. In addition, there are no production monitoring controls. The lack of controls increases the risk of inappropriate or unauthorized changes being moved into production.
- Ten accounting users have access to modify source code within the system. Only authorized IT employees should have the ability to modify source code.

Cash Cloud

We noted one individual user account that have administrator access allowing them to modify source code and move changes into production. In addition, there are no production monitoring controls in place to detect inappropriate activity. We also noted the same employee is an application administrator, Windows administrator and a database administrator, allowing the individual full access to the application, operating system and database.

CITY OF FORT LAUDERDALE, FLORIDA
SCHEDULE OF FINDINGS AND QUESTIONED COSTS
YEAR ENDED SEPTEMBER 30, 2014

SECTION II - FINANCIAL STATEMENT FINDINGS

Significant Deficiency

2012-006 IT Controls (Continued)

Context: Not applicable

Cause: See Condition

Effect: See Condition

Recommendation: Our recommendations are as follows:

SumTotal (formerly Cyborg)

We recommend that management improve the user administration process to ensure that user access is restricted to only those employees that require such access for their job responsibility and to ensure that terminated employees are removed in a timely manner. Additionally, management should implement controls to restrict users from having the ability to modify source code and move changes into production and also implement monitoring controls to track changes that are moved into production.

Cash Cloud

We recommend that management restrict users from having the ability to modify source code and move changes into production. Additionally, management should implement monitoring controls to track changes that are moved into production to reduce the risk of inappropriate changes going undetected.

Management's
Response:

The Department of Information Technology Services (ITS) is no longer recruiting for the Chief Information Security Officer (CISO) position. The ITS Director will fulfill this role and hire three Security Analysts to monitor information systems, review policies and make recommendation for changes.

-Sum Total Source Code Access – A built-in HPUNIX utility will be configured to monitor file system changes. The Security Analysts will review the policy around the configuration and monitoring of this tool.

-Cash Cloud Source Code Access – A Windows tool is available to track file system changes on these servers. The Security Analysts will review the policy around the configuration and monitoring of this tool.

CITY OF FORT LAUDERDALE, FLORIDA
SCHEDULE OF FINDINGS AND QUESTIONED COSTS
YEAR ENDED SEPTEMBER 30, 2014

SECTION III - FEDERAL AWARD FINDINGS AND QUESTIONED COSTS

No items to report

CITY OF FORT LAUDERDALE, FLORIDA
SCHEDULE OF FINDINGS AND QUESTIONED COSTS
YEAR ENDED SEPTEMBER 30, 2014

SECTION IV - STATE FINANCIAL ASSISTANCE FINDINGS AND QUESTIONED COSTS

No items to report

CITY OF FORT LAUDERDALE, FLORIDA
SUMMARY OF PRIOR YEAR AUDIT FINDINGS
YEAR ENDED SEPTEMBER 30, 2014

FINANCIAL STATEMENT FINDINGS

- **Finding Description: 2012-003 FAMIS User Administrative Procedures**
Status: Resolved with compensating controls.

- **Finding Description: 2012-004 (Reported in 2011 as PY-3) Calculation of Compensated Absences**
Status: Corrective action in process but not yet implemented. This finding was also reported in the second preceding annual financial report.

- **Finding Description: 2012-006 IT Controls**
Status: Partially resolved. See updated current year finding 2012-006. This finding was also reported in the second preceding annual financial report.

CITY OF FORT LAUDERDALE, FLORIDA
SUMMARY OF PRIOR YEAR AUDIT FINDINGS
YEAR ENDED SEPTEMBER 30, 2014

FEDERAL AWARD FINDINGS AND QUESTIONED COSTS

No items to report

STATE FINANCIAL ASSISTANCE FINDINGS AND QUESTIONED COSTS

No items to report



THIS PAGE INTENTIONALLY LEFT BLANK

INDEPENDENT ACCOUNTANT'S REPORT ON COMPLIANCE WITH
SECTION 218.415, *FLORIDA STATUTES*

To the Honorable Mayor,
City Commission and City Manager
City of Fort Lauderdale, Florida
Fort Lauderdale, Florida

We have examined City of Fort Lauderdale, Florida's (the "City") compliance with Section 218.415, *Florida Statutes*, concerning the investment of public funds during the year ended September 30, 2014. Management is responsible for the City's compliance with those requirements. Our responsibility is to express an opinion on the City's compliance based on our examination.

Our examination was conducted in accordance with attestation standards established by the American Institute of Certified Public Accountants and, accordingly, included examining, on a test basis, evidence about the City's compliance with those requirements and performing such other procedures as we considered necessary in the circumstances. We believe that our examination provides a reasonable basis for our opinion. Our examination does not provide a legal determination on the City's compliance with specified requirements.

In our opinion, the City complied, in all material respects, with the aforementioned requirements for the year ended September 30, 2014.


Crowe Horwath LLP

Fort Lauderdale, Florida
March 30, 2015

INDEPENDENT AUDITOR'S MANAGEMENT LETTER

To the Honorable Mayor,
City Commission and City Manager
City of Fort Lauderdale, Florida
Fort Lauderdale, Florida

Report on the Financial Statements

We have audited the financial statements of the City of Fort Lauderdale, Florida (the "City"), as of and for the year ended September 30, 2014, and have issued our report thereon dated March 30, 2015. Our report includes a reference to other auditors who audited the financial statements of the City of Fort Lauderdale General Employees' Retirement System and the City of Fort Lauderdale Police and Fire Retirement System (the "Systems"), as described in our report on the City's financial statements. This report includes our consideration of the results of the other auditors' testing that are reported on separately by those other auditors. However, this report, insofar as it relates to the results of the other auditors, is based solely on the reports of the other auditors.

Auditor's Responsibility

We conducted our audit in accordance with auditing standards generally accepted in the United States of America; the standards applicable to financial audits contained in *Government Auditing Standards*, issued by the Comptroller General of the United States; OMB Circular A-133, *Audits of States, Local Governments, and Non-Profit Organizations*; and Chapter 10.550, *Rules of the Auditor General*.

Other Reports

We have issued our Independent Auditor's Report on Internal Control over Financial Reporting and on Compliance and Other Matters Based on an Audit of Financial Statements Performed in Accordance with *Government Auditing Standards*; Independent Auditor's Report on Compliance for Each Major Federal Program and State Project and Report on Internal Control over Compliance; Schedule of Findings and Questioned Costs; and Independent Accountant's Report on Compliance with Section 218.415, *Florida Statutes*. Disclosures in those reports and schedule, which are dated March 30, 2015, should be considered in conjunction with this management letter.

Prior Audit Findings

Section 10.554(1)(i)1., *Rules of the Auditor General*, requires that we determine whether or not corrective actions have been taken to address findings and recommendations made in the preceding annual financial audit report. There were no findings and recommendations made in the preceding annual financial audit report.

Official Title and Legal Authority

Section 10.554(1)(i)4., *Rules of the Auditor General*, requires that the name or official title and legal authority for the primary government and each component unit of the reporting entity be disclosed in this management letter, unless disclosed in the notes to the financial statements. Such information is disclosed in Note 1 to the financial statements.

Financial Condition

Section 10.554(1)(i)5.a., *Rules of the Auditor General*, requires that we report the results of our determination as to whether or not the City has met one or more of the conditions described in Section 218.503(1), *Florida Statutes*, and identification of the specific condition(s) met. In connection with our audit, we determined that the City did not meet any of the conditions described in Section 218.503(1), *Florida Statutes*.

Pursuant to Sections 10.554(1)(i)5.c. and 10.556(8), *Rules of the Auditor General*, we applied financial condition assessment procedures. It is management's responsibility to monitor the City's financial condition, and our financial condition assessment was based in part on representations made by management and the review of financial information provided by same.

Annual Financial Report

Section 10.554(1)(i)5.b., *Rules of the Auditor General*, requires that we report the results of our determination as to whether the annual financial report for the City for the year ended September 30, 2014, filed with the Florida Department of Financial Services pursuant to Section 218.32(1)(a), *Florida Statutes*, is in agreement with the annual financial audit report for the year ended September 30, 2014. In connection with our audit, we determined that these two reports were in agreement.

Special District Component Units

Section 10.554(1)(i)5.d., *Rules of the Auditor General*, requires that we determine whether or not a special district that is a component unit of a county, municipality, or special district, provided the financial information necessary for proper reporting of the component unit, within the audited financial statements of the county, municipality, or special district in accordance with Section 218.39(3)(b), *Florida Statutes*. In connection with our audit, we determined that all special district component units provided the necessary information for proper reporting in accordance with Section 218.39(3)(b), *Florida Statutes*.

Other Matters

Section 10.554(1)(i)2., *Rules of the Auditor General*, requires that we address in the management letter any recommendations to improve financial management. In connection with our audit, we did not have any such recommendations.

Section 10.554(1)(i)3., *Rules of the Auditor General*, requires that we address noncompliance with provisions of contracts or grant agreements, or abuse, that have occurred, or are likely to have occurred, that have an effect on the financial statements that is less than material but which warrants the attention of those charged with governance. In connection with our audit, we did not have any such findings.

Restriction on Use

This letter is intended solely for the information and use of the Legislative Auditing Committee, members of the Florida Senate and the Florida House of Representatives, the Florida Auditor General, federal and other granting agencies, the City Commissioners, and applicable management, and is not intended to be and should not be used by anyone other than these specified parties.


Crowe Horwath LLP

Fort Lauderdale, Florida
March 30, 2015



FORT LAUDERDALE CITY COMMISSION

Mayor John P. "Jack" Seiler

Vice Mayor Romney Rogers, District IV

Commissioner Bruce G. Roberts, District I

Commissioner Dean J. Trantalis, District II

Commissioner Robert L. McKinzie, District III

If you would like this publication in an alternate format (large print or audio tape), please contact the Public Information Office at (954) 828-4755 or email publicaffairs@fortlauderdale.gov.