

SECTION NO.: 86170000  
Permit No.: 2025-C-491-00009  
City: Fort Lauderdale  
S.R. No.: 811

**DISTRICT FOUR  
MAINTENANCE MEMORANDUM OF AGREEMENT**

**THIS AGREEMENT** made and entered into this date \_\_\_\_\_, by and between the **STATE OF FLORIDA DEPARTMENT OF TRANSPORTATION**, a component agency of the State of Florida, hereinafter called the **DEPARTMENT**, and the **CITY OF FORT LAUDERDALE**, a political subdivision existing under the Laws of Florida, hereinafter called the **AGENCY**.

**WITNESSETH:**

**WHEREAS**, the **DEPARTMENT** has jurisdiction over State Road 811/NE 4<sup>th</sup> Avenue (Roadway ID: 86170000) from State Road 838/Sunrise Boulevard (Mile Post 0.000) to North of NE 13<sup>th</sup> Street. (M.P. 0.406) in Broward County; and

**WHEREAS**, the **AGENCY** seeks to install and maintain non-standard light poles, hereinafter called **IMPROVEMENTS**, as specified in the **PLANS** as described in **EXHIBIT B** (Plans); and

**WHEREAS**, as part of the continual updating of the State of Florida Highway System, the **DEPARTMENT**, for the purpose of safety, protection of the investment and other reasons, has constructed and does maintain State Road 811/NE 4<sup>th</sup> Avenue (Roadway ID: 86170000) from State Road 838/Sunrise Blvd (Mile Post 0.000) to North of NE 13<sup>th</sup> St. (M.P. 0.406) as described within **EXHIBIT A** (Project Description and Project Aerial); and

**WHEREAS**, it is the intent of the **DEPARTMENT** that the **AGENCY** shall maintain the specific Lighting **IMPROVEMENTS** constructed under **Permit No. 2025-C-491-00009** on State Road 811/NE 4<sup>th</sup> Avenue from State Road 838/Sunrise Blvd to North of NE 13<sup>th</sup> St.; as described in **EXHIBIT B** within the limits of the **AGENCY**; and

**WHEREAS**, the Project involves the scope of work as described within **EXHIBIT B**, which will benefit the **AGENCY**; and

**WHEREAS** the parties hereto mutually recognize the need for entering into an **AGREEMENT** designating and setting forth the responsibilities of each party; and

**WHEREAS** the **AGENCY** by Resolution Number \_\_\_\_\_ entered into this date \_\_\_\_\_, attached hereto and by this reference made a part hereof, desires to enter into this **AGREEMENT** and authorizes its officers to do so;

**NOW THEREFORE**, for and in consideration of the mutual benefits to flow each to the other, the parties covenant and agree as follows:

**1. RECITALS**

The recitals set forth above are true and correct and are deemed incorporated herein.

**2. INSTALLATION OF FACILITIES**

SECTION NO.: 86170000  
Permit No.: 2025-C-491-00009  
City: Fort Lauderdale  
S.R. No.: 811

- A. The **AGENCY** shall construct, under **Permit No. 2025-C-491-00009**, the **IMPROVEMENTS** as detailed in **EXHIBIT A** and **EXHIBIT B**, that will benefit the **AGENCY**.
- 1) All activities, including the **IMPROVEMENTS** installation and future maintenance operations performed on State highway right of way, shall be in conformity with the most current edition of the Manual on Uniform Traffic Control (MUTCD) and FDOT Traffic Control through Work Zones.
  - 2) The most current edition of FDOT Standard Plans (Sight Distance at Intersections) shall be adhered to.
  - 3) Lateral Offsets as specified in the FDOT Plans Preparation Manual, Volume 1, Chapters 2 and 4 shall be adhered to.
  - 4) The **IMPROVEMENTS** shall not obstruct roadside signs or permitted outdoor advertising signs, (see Florida Administrative Code [F.A.C.] Rule Chapter 14-10.)
  - 5) The **AGENCY** shall provide the State of Florida Department of Transportation, 3400 West Commercial Blvd, Ft. Lauderdale, FL 33309-342, with a twenty-four (24) hour telephone number and the name of the person responsible that the **DEPARTMENT** may contact. The **AGENCY** shall notify the local maintenance office forty-eight (48) hours prior to the start of the lighting **IMPROVEMENTS**.
  - 6) If there is a need to restrict the normal flow of traffic, it shall be done on non-holiday, weekday off-peak hours (9 AM to 3 PM), and the party performing such work shall give notice to the local law enforcement agency within whose jurisdiction such road is located prior to commencing work on the lighting **IMPROVEMENTS**. The **DEPARTMENT'S** Operation Center Public Information Officer (see telephone number in Paragraph (e)) shall also be notified.
  - 7) The **AGENCY** shall be responsible to clear all utilities within the improvement limits before construction commences.
  - 8) The **AGENCY** shall be solely responsible for any damage to surrounding property, real estate, vehicles, pedestrians, or other assets occurring as a result of installation operations and shall repair such damage to the satisfaction of the **DEPARTMENT** at no expense to the **DEPARTMENT**.
- B. If there are any major changes to the plan(s), the **AGENCY** shall provide the modified plan(s) to the **DEPARTMENT** and the **DEPARTMENT** shall provide their approval or disapproval to the **AGENCY** within ten (10) business days. The **AGENCY** may elect to withdraw the **IMPROVEMENTS** if changes are not approved within the given time frame.
- C. The **DEPARTMENT** shall be invited to assist the **AGENCY** in final inspection before acceptance of the job by the **AGENCY**.

### 3. MAINTENANCE OF FACILITIES

The **AGENCY** agrees to maintain the **IMPROVEMENTS** to be installed at State Road 811/NE 4<sup>th</sup> Avenue from State Road 838/Sunrise Blvd (Mile Post 0.000) to North of NE 13<sup>th</sup> St. (M.P. 0.406). Maintenance by the **AGENCY** will include inspection, repair, restoration, replacement, and general maintenance of all **IMPROVEMENTS** as described in **EXHIBIT B** within the limits of construction as detailed in **EXHIBIT A**.

This maintenance provision will apply to all existing decorative or non-standard lights already installed within the limits of the **AGENCY**.

SECTION NO.: 86170000  
Permit No.: 2025-C-491-00009  
City: Fort Lauderdale  
S.R. No.: 811

- A. The **AGENCY** agrees to maintain, at its sole cost and expense, the **IMPROVEMENTS** set forth in **EXHIBIT A** in compliance with any and all applicable Department guidelines, standards, and procedures, which shall include but not limited to the Maintenance Rating Program Handbook, laws and regulations relating to the Americans with Disabilities Act (“ADA”) of 1990, as currently enacted or as may be amended from time to time.
- B. The **IMPROVEMENTS** shall be kept clean and free from trash and debris. The **IMPROVEMENTS** shall be kept free of graffiti. The **IMPROVEMENTS** shall be free of pests such as stinging insects, rodents and vermin, including removal of nests as needed.
- C. As part of the maintenance responsibility, the **AGENCY** shall keep in good repair and replace, defective or worn-out parts of the **IMPROVEMENTS**. The **AGENCY’s** responsibility to keep the **IMPROVEMENTS** in good repair shall include all necessary cleaning, maintenance, repair and replacement of any type or nature, including, but not limited to, maintenance, repair and replacement due to normal wear and tear, named storm event, acts of God, vandalism and accidents. The **AGENCY** shall take all necessary steps to maintain the **IMPROVEMENTS** in a manner to protect against injury to any person or property.
- D. The **AGENCY** shall perform all activities necessary to keep the **IMPROVEMENTS** fully operating, properly functioning, with a minimum of 90% of the lights burning for any lighting type or roadway system at all times for their normal expected useful life in accordance with the original design thereof, whether necessitated by normal wear and tear, accidental or intentional damage, or acts of nature. Said maintenance shall include, but shall not be limited to, providing electrical power and paying all charges associated therewith, routine inspection and testing, preventative maintenance, emergency maintenance, replacement of any component parts of the **IMPROVEMENTS** (including the poles and any and all other component parts installed as part of the **IMPROVEMENTS**), and locating (both vertically and horizontally) the **IMPROVEMENTS**, as may be necessary.
- E. Lighting assemblies and systems shall be maintained in such a manner as to prolong the life of the lighting fixture and prevent potential safety hazards.
- F. The above-named functions to be performed by the **AGENCY** may be subject to periodic inspections by the **DEPARTMENT** at the discretion of the **DEPARTMENT**. Such inspection findings will be shared with the **AGENCY** and shall be the basis of all decisions regarding, reworking relating to the maintenance obligation / function or **AGREEMENT** termination.
- G. The **AGENCY** shall be solely responsible for any damages to surrounding property, real estate, vehicles, pedestrians, or other assets occurring because of maintenance and operation of the **IMPROVEMENTS** and shall repair such damage to the satisfaction of the **DEPARTMENT** at no expense to the **DEPARTMENT**, as per the requirements in **Exhibit C** (Maintenance Plan Requirements).

SECTION NO.: 86170000  
Permit No.: 2025-C-491-00009  
City: Fort Lauderdale  
S.R. No.: 811

- H. The **AGENCY** shall be responsible to maintain the light structures, poles and electrical components. The **AGENCY** shall replace the structure if destroyed in an accident by third parties.
- I. The **AGENCY** shall indemnify the **DEPARTMENT** for all costs or expenses incurred by the **DEPARTMENT** for the **AGENCY's** failure to comply with all ADA Laws existing and as may be amended. Costs and expenses shall include the costs to make the facility ADA compliant, Attorney's fees and costs and any judgments. Adjacent sidewalk areas shall be always accessible. If sidewalk closures are needed, alternate routes shall be clearly identified, and missing sidewalk shall be restored either with permanent or temporary materials at the end of each workday.
- J. All **IMPROVEMENTS** shall always have a notification sign posted with the name and phone number of the department within the **AGENCY** responsible for maintenance of the **IMPROVEMENTS** so that members of the public may contact **AGENCY** regarding problems with the **IMPROVEMENTS**. The **AGENCY** shall promptly respond and correct all complaints regarding maintenance. The **IMPROVEMENTS** to be constructed with this project shall not contain advertising. Nor shall advertising be placed upon them by any party in the future.
- K. It is understood and agreed by the parties that upon "final acceptance" (as that term is described in the Standard Specifications for Roadway and Bridge Construction, as amended by contract documents section 5-11) by the **DEPARTMENT** of the Project and Notice thereof to the **AGENCY**, the **AGENCY** shall be responsible for maintenance of the Project in accordance with the following Federally and State accepted standards (current editions at the time of execution of this **AGREEMENT** and any amendments hereafter) and all costs related thereto (a) FDOT Design Manual (FDM), (b) Florida Green Book, (c) Standard Specifications for Roadway and Bridge Construction, (d) FDOT Standard Plans and (e) Manual on Uniform Traffic Control Devices (MUTCD)
- L. Any work impacting traffic flow along State Road 811/NE 4<sup>th</sup> Avenue from State Road 838/Sunrise Blvd to North of NE 13<sup>th</sup> St. must be coordinated with the **DEPARTMENT**. Lane closures must be submitted for approval in accordance with **DEPARTMENT** procedures and policies and will meet the goals established in the **DEPARTMENT's** Open Roads Policy.

#### 4. NOTICE OF MAINTENANCE DEFICIENCIES

- A. If, at any time while the terms of this **AGREEMENT** are in effect, it shall come to the attention of the **DEPARTMENT** that the **AGENCY's** responsibility as established herein or a part thereof is not being properly accomplished pursuant to the terms of this **AGREEMENT**, the **DEPARTMENT** may issue a written notice, that a deficiency or deficiencies exist(s), by sending a certified letter to the **AGENCY**, to place the **AGENCY** on notice regarding its maintenance deficiencies. Thereafter, the **AGENCY** shall have a period of sixty (60) days within which to correct the cited deficiency or deficiencies. If said deficiencies are not corrected within the time period, the **DEPARTMENT** may, at its option, proceed under one or more or a combination of the following items:

SECTION NO.: 86170000  
Permit No.: 2025-C-491-00009  
City: Fort Lauderdale  
S.R. No.: 811

- 1) The **DEPARTMENT** may repair any item or several items. Corrective actions will be performed with the **DEPARTMENT** and/or its independent contractor's materials, equipment and personnel. The actual cost for such work will be charged to the **AGENCY**.
- 2) The **DEPARTMENT** may remove or replace any item or number of items with the standard **DEPARTMENT** item. Corrective actions will be performed with the **DEPARTMENT** and/or its independent contractor's materials, equipment and personnel. The actual cost for such work will be charged to the **AGENCY**.
- 3) If there is no standard equivalent item or if in the **DEPARTMENT's** discretion the item is not necessary for the operations of the roadway, the **DEPARTMENT** may remove the item in its entirety and restore the area to a condition acceptable to the **DEPARTMENT**. Corrective actions will be performed with the **DEPARTMENT** and/or its independent contractor's materials, equipment and personnel. The actual cost for such work will be charged to the **AGENCY**.
- 4) At the discretion of the **DEPARTMENT**, terminate the **AGREEMENT** in accordance with Paragraph 7 of this **AGREEMENT** and remove, by the **DEPARTMENT** or its Contractor's personnel, all the **IMPROVEMENTS** installed under this **AGREEMENT** and charge the **AGENCY** the reasonable cost of such removal.

## 5. FUTURE DEPARTMENT IMPROVEMENTS

It is understood between the parties hereto that the **IMPROVEMENTS** covered by this **AGREEMENT** may be removed, relocated or adjusted at any time in the future as determined to be necessary by the **DEPARTMENT** in order that the adjacent state road be widened, altered or otherwise changed to meet with future criteria or planning of the **DEPARTMENT**.

## 6. FUTURE AGENCY IMPROVEMENTS

The **AGENCY** may construct additional **IMPROVEMENTS** within the limits of the rights of ways identified as a result of this document, subject to the following conditions:

- A. Plans for any new **IMPROVEMENTS** shall be subject to approval by the **DEPARTMENT**. The **AGENCY** shall not change or deviate from said plans without written approval by the **DEPARTMENT**.
- B. The **AGENCY** shall procure a permit and/ or Construction Agreement from the **DEPARTMENT**, as appropriate.
- C. All **IMPROVEMENTS** shall be developed and implemented in accordance with appropriate state safety and roadway design standards.
- D. The **AGENCY** agrees to comply with the requirements of this **AGREEMENT** about any additional **IMPROVEMENTS** installed at no cost to the **DEPARTMENT**.

## 7. AGREEMENT TERMINATION

This **AGREEMENT** may be terminated under anyone (1) of the following conditions:

SECTION NO.: 86170000  
Permit No.: 2025-C-491-00009  
City: Fort Lauderdale  
S.R. No.: 811

- A. By the **DEPARTMENT**, if the **AGENCY** fails to perform its duties under this **AGREEMENT**, following ten (10) days written notice. The **AGENCY** shall reimburse the **DEPARTMENT** for any expenditures for the installation of said **IMPROVEMENTS** and the cost to remove and or replace said improvement with the standard improvement or remove in its entirety.
- B. By the **DEPARTMENT**, for refusal by the **AGENCY** to allow public access to all documents, papers, letters, or other material subject to the provisions of Chapter 119, Florida Statutes, and made or received by the **AGENCY** in conjunction with this **AGREEMENT**.
- C. By the **DEPARTMENT** with a six (6) month written notice.

## 8. **AGREEMENT TERM**

The term of this **AGREEMENT** commences upon execution by all parties. The term of this **AGREEMENT** shall remain in effect for as long as the **IMPROVEMENTS** shall exist.

## 9. **LIABILITY AND INSURANCE REQUIREMENTS**

- A. The **AGENCY** and its agents, consultants, sub-consultants, contractors, and/or sub-contractors, such party in any contract for the **IMPROVEMENTS** shall indemnify, defend, save and hold harmless the **DEPARTMENT** from all claims, demands, liabilities, and suits of any nature arising out of, because of or due to any intentional and/or negligent act or occurrence, omission or commission of such agents, consultants, sub consultants, contractors and/or subcontractors. The **AGENCY** shall provide to the **DEPARTMENT** written evidence of the foregoing upon the request of the **DEPARTMENT**. It is specifically understood and agreed that this indemnification clause does not cover or indemnify the **DEPARTMENT** for its own negligence.
- B. If **AGENCY** contracts with a third party to provide the services set forth herein, any contract with such third party shall include the following provisions:
  - 1) **AGENCY'S** contractor shall at all times during the term of this **AGREEMENT** keep and maintain in full force and effect, at contractor's sole cost and expense, Comprehensive General Liability with minimum limits of \$1,000,000.00 per occurrence combined single limit for Bodily Injury Liability and Property Damage Liability and Worker's Compensation insurance with minimum limits of \$500,000.00 per Liability. Coverage must be afforded on a form no more restrictive that the latest edition of the Comprehensive General Liability and Worker's Compensation policy without restrictive endorsements, as filed by the Insurance Services Office and shall name the **DEPARTMENT** as an additional insured.
  - 2) **AGENCY'S** contractor shall furnish **AGENCY** with Certificates of Insurance of Endorsements evidencing the insurance coverages specified herein prior to the beginning performance of work under this **AGREEMENT**.
  - 3) Coverage is not to cease and is to remain in full force and effect (subject to cancellation notice) until all performance required of **AGENCY'S** contractor is completed. All policies

SECTION NO.: 86170000  
Permit No.: 2025-C-491-00009  
City: Fort Lauderdale  
S.R. No.: 811

must be endorsed to provide the **DEPARTMENT** with at least thirty (30) days' notice of cancellation and or/or restriction. If any of the insurance coverages will expire prior to the completion of work, copies of renewal policies shall be furnished at least (30) days prior to the date of expiration.

## 10. E-VERIFY REQUIREMENTS

The **AGENCY** shall:

- A. Utilize the U.S. Department of Homeland Security's E-Verify system to verify the employment eligibility of all new employees hired by the **AGENCY** for the work performed under this **AGREEMENT**; and
- B. Expressly require any contractors performing work or providing services pursuant to the state contract to likewise utilize the U.S. Department of Homeland Security's E-Verify system to verify the employment eligibility of all new employees hired by the subcontractor during the contract term.

## 11. ENTIRE AGREEMENT

This writing embodies the entire Agreement and understanding between the parties hereto and there are no other Agreements and understanding, oral or written, with reference to the subject matter hereof that are not merged herein and superseded hereby except the Local Funded Agreement(s) and State Highway Lighting Maintenance and Compensation Agreement, signed between the parties, as amended, or any newer agreement addressing lighting compensation as to all other **IMPROVEMENTS** not specifically mentioned in this Agreement. The streetlights installed under this project will be compensated as streetlights under the State Highway Lighting Maintenance and Compensation Agreement or newer agreement addressing lighting compensation. If the **DEPARTMENT** and **AGENCY** fail to agree on the annual lump sum amount to be paid under the State Highway Lighting Maintenance and Compensation Agreement or newer agreement addressing lighting compensation, this Agreement shall supersede that Agreement and the **AGENCY** agrees to maintain all lights installed within the unincorporated limits of the **AGENCY**, solely under this Agreement.

## 12. EXPENDITURE OF MONEY

The **DEPARTMENT**, during any fiscal year, shall not expend money, incur any liability, or enter into any contract which, by its terms, involves the expenditure of money in excess of the amounts budgeted as available for expenditure during such fiscal year. Any contract, verbal or written, made in violation of this subsection is null and void, and no money may be paid on such contract. The **DEPARTMENT** shall require a statement from the Comptroller of the **DEPARTMENT** that funds are available prior to entering into any such contract or other binding commitment of funds. Nothing herein contained shall prevent the making of contracts for periods exceeding one (1) year, but any contract so made shall be executory only for the value of the services to be rendered or agreed to be paid for in succeeding fiscal years; and this paragraph shall be incorporated verbatim in all contracts of the **DEPARTMENT** which are for an amount in excess of TWENTY-FIVE THOUSAND DOLLARS (\$25,000.00) and which

**SECTION NO.:** 86170000  
**Permit No.:** 2025-C-491-00009  
**City:** Fort Lauderdale  
**S.R. No.:** 811

have a term for a period of more than one year.

### **13. DISPUTES**

The **DEPARTMENT'S** District Secretary shall decide all questions, difficulties and disputes of any nature whatsoever that may arise under or by reason of this **AGREEMENT**, the prosecution or fulfillment of the service hereunder and the character, quality, amount and value thereof; and his decision upon all claims, questions and disputes shall be final and conclusive upon the parties hereto.

### **14. ASSIGNMENT**

This **AGREEMENT** may not be assigned or transferred by the **AGENCY** in whole or part without the consent of the **DEPARTMENT**.

### **15. LAWS GOVERNING**

This **AGREEMENT** shall be governed by and construed in accordance with the laws of the State of Florida. In the event of a conflict between any portion of the contract and Florida law, the laws of Florida shall prevail. The **AGENCY** agrees to waive forum and venue and the **DEPARTMENT** shall determine the forum and venue in which any dispute under this **AGREEMENT** is decided.

### **16. NOTICES**

Any and all notices given or required under this **AGREEMENT** shall be in writing and either personally delivered with receipt acknowledgement or sent by certified mail, return receipt requested. All notices shall be sent to the following addresses.

If to the **DEPARTMENT**:

State of Florida Department of Transportation  
Attention: District Maintenance Engineer  
3400 West Commercial Blvd  
Ft. Lauderdale, FL 33309-3421

If to the **AGENCY**:

City of Fort Lauderdale  
Attention: Transportation and Mobility Department  
290 NE 3<sup>rd</sup> Ave  
Fort Lauderdale, FL 33301

### **17. LIST OF EXHIBITS**

Exhibit A: Project Description and Project Aerial  
Exhibit B: Lighting Plans  
Exhibit C: Maintenance Plan Requirements

SECTION NO.: 86170000  
Permit No.: 2025-C-491-00009  
City: Fort Lauderdale  
S.R. No.: 811

**IN WITNESS OF THE FOREGOING**, the parties have set their hands and seals the day and year first above written.

**AGENCY**

City of Fort Lauderdale, a political subdivision existing under the law of The State of Florida

By: \_\_\_\_\_  
Mayor

Date: \_\_\_\_\_

Print name: \_\_\_\_\_

By: \_\_\_\_\_  
Manager

Date: \_\_\_\_\_

Print name: \_\_\_\_\_

**ATTEST:**

By: \_\_\_\_\_  
Clerk

Date: \_\_\_\_\_

Print name: \_\_\_\_\_

**Approved as to Form:**

By: \_\_\_\_\_  
Attorney

Date: \_\_\_\_\_

Print name: \_\_\_\_\_

SECTION NO.: 86170000  
Permit No.: 2025-C-491-00009  
City: Fort Lauderdale  
S.R. No.: 811

**IN WITNESS OF THE FOREGOING**, the parties have set their hands and seals the day and year first above written.

**DEPARTMENT:**

ATTEST:

STATE OF FLORIDA  
DEPARTMENT OF TRANSPORTATION

Sign: \_\_\_\_\_

Print Name: \_\_\_\_\_

Date: \_\_\_\_\_

Approval as to Form:

Sign: \_\_\_\_\_

Print Name: \_\_\_\_\_

Date: \_\_\_\_\_

SECTION NO.: 86170000  
Permit No.: 2025-C-491-00009  
City: Fort Lauderdale  
S.R. No.: 811

## EXHIBIT A

### PROJECT DESCRIPTION AND PROJECT AERIAL

#### Description of Work:

**IMPROVEMENTS** will be installed by the **AGENCY** under Permit Number **2025-C-491-00009** within the limits of construction to include: Lighting improvement at State Road 811/NE 4<sup>th</sup> Avenue (Roadway ID: 86170000) from State Road 838/Sunrise Blvd (Mile Post 0.000) to North of NE 13<sup>th</sup> St. (M.P. 0.406). It will be the responsibility of the **AGENCY** to maintain the **IMPROVEMENTS** described in this **AGREEMENT**.

#### Project Aerial:



SECTION NO.: 86170000  
Permit No.: 2025-C-491-00009  
City: Fort Lauderdale  
S.R. No.: 811

**EXHIBIT B**

LIGHTING PLANS

Lighting Plans by Matthew B. Fursetzer P.E., Kimley Horn and Associates, Inc.. dated \_\_\_\_\_, as approved by the Department.

446107-1-52-01 LIGHTING PLANS (attached)

Sheets Included:

PDF Page Number (#)	Plan Sheet (#)	Sheet(s) Description
—	—	KEY SHEET
—	—	GENERAL NOTES
—	C6.00	LIGHTING DATA TABLE AND LEGEND
—	C6.01 thru C6.09	LIGHTING PLAN

[The remainder of this page intentionally left blank.]

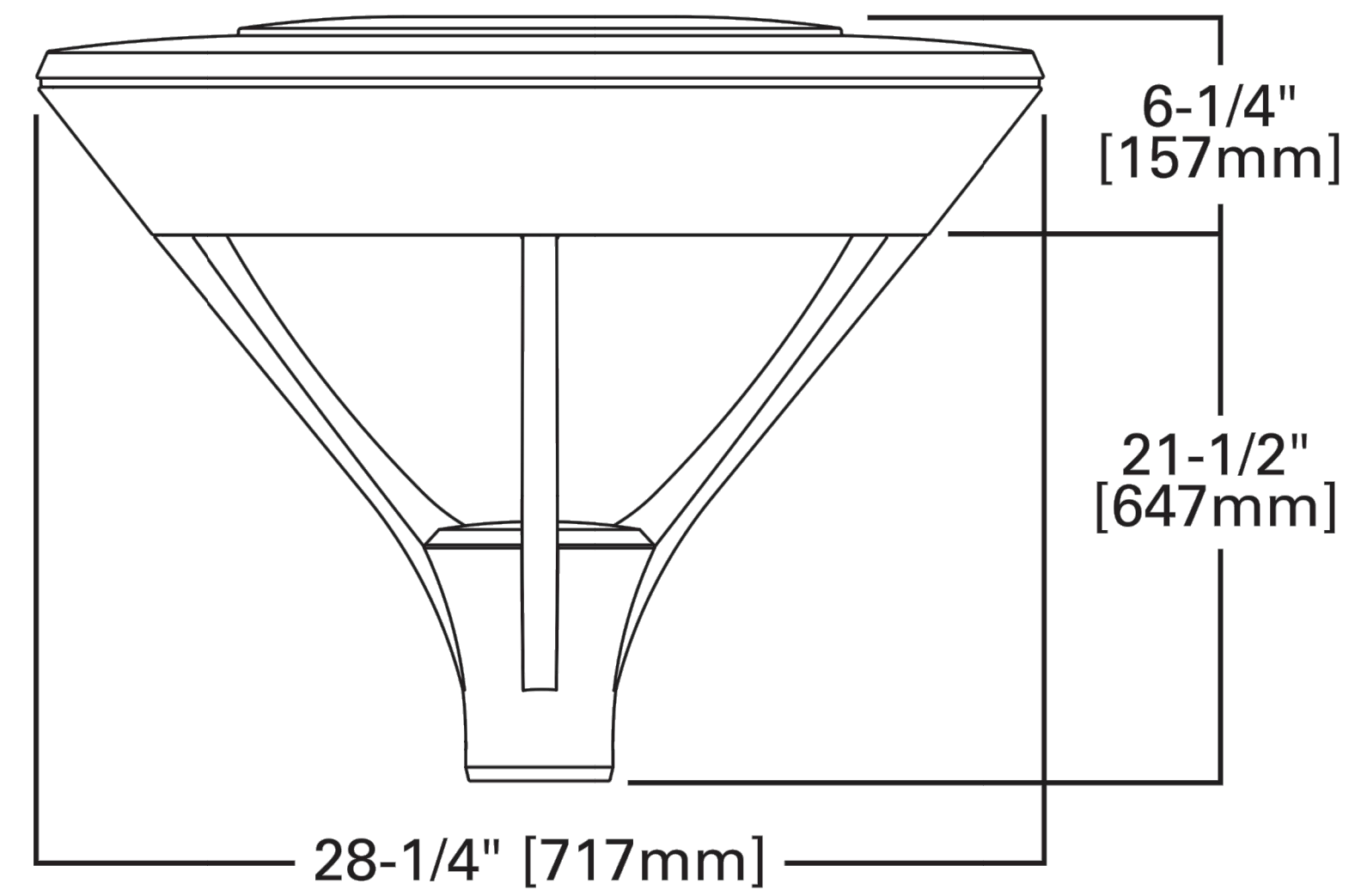
GENERAL NOTES

1. CONTRACTOR'S SCOPE OF WORK WILL INCLUDE FURNISHING AND INSTALLING ALL CONDUIT (OPEN TRENCH AND HORIZONTAL DIRECTIONAL DRILL, AS NOTED ON PLANS) WITH PULL WIRE AND PULL BOXES/JUNCTION BOXES FOR FUTURE LIGHTING INSTALLATION.
2. THE LOCATION OF THE POLES, PULL BOXES & CONDUITS ARE DIAGRAMMATIC ONLY AND MAY BE SHIFTED BY THE ENGINEER TO ACCOMMODATE LOCAL CONDITIONS AND EXISTING UTILITY LOCATIONS.
3. THE CONTRACTOR SHALL FIELD VERIFY THE LOCATION OF THE UTILITIES PRIOR TO CONSTRUCTION.
4. CONTRACTOR TO INSTALL ALL PROPOSED CONDUIT AT 3' DEPTH BELOW SURFACE ELEVATION.

CONVENTIONAL  
LIGHTING DESIGN CRITERIA

AVERAGE INITIAL ILLUMINANCE	1.0 – 1.5 FOOT CANDLES
UNIFORMITY RATIO AVG./MIN.	4:1 OR LESS
UNIFORMITY RATIO MAX./MIN.	10:1 OR LESS
VEILING LUMINANCE	0.3:1 OR LESS

FIXTURE (EPA 1.1 / 50 lbs [22.7kg])



LIGHTING DATA

POLE NO.	POLE SETBACK	POLE TYPE	DIST. OR ARM	LUMINAIRE WATTAGE	MOUNTING HEIGHT
1	10' FACE OF CURB	TYPE 8 (CONCRETE)	TOP MOUNTED	59 W	15.5'
2	10' FACE OF CURB	TYPE 8 (CONCRETE)	TOP MOUNTED	59 W	15.5'
3	9' FACE OF CURB	TYPE 8 (CONCRETE)	TOP MOUNTED	59 W	15.5'
4	10' FACE OF CURB	TYPE 8 (CONCRETE)	TOP MOUNTED	59 W	15.5'
5	9' FACE OF CURB	TYPE 8 (CONCRETE)	TOP MOUNTED	59 W	15.5'
6	1.5' FACE OF CURB	TYPE 8 (CONCRETE)	TOP MOUNTED	59 W	15.5'
7	9' FACE OF CURB	TYPE 8 (CONCRETE)	TOP MOUNTED	59 W	15.5'
8	9.75' FACE OF CURB	TYPE 8 (CONCRETE)	TOP MOUNTED	59 W	15.5'
9	1.5' FACE OF CURB	TYPE 8 (CONCRETE)	TOP MOUNTED	59 W	15.5'
10	9.5' FACE OF CURB	TYPE 8 (CONCRETE)	TOP MOUNTED	59 W	15.5'
11	9.5' FACE OF CURB	TYPE 8 (CONCRETE)	TOP MOUNTED	59 W	15.5'

Ordering Information

SAMPLE NUMBER: MSA-SA4A-740-U-T3-GM

Product Family <sup>1,2</sup>	Light Engine	Color Temperature	Voltage	Distribution	Finish <sup>5</sup>	
MSA-Mesa BAA-MSA-Mesa Buy American Act <sup>25</sup> TAA-MSA-Mesa Trade Agreement Act Compliant <sup>25</sup>	Configuration SA1=1 Square SA2=2 Squares SA3=3 Squares SA4=4 Squares	Drive Current A=615mA B=800mA C=1050mA(1A) D=1200mA(1.2A)	722=70CRI, 2200K 727=70CRI, 2700K 730=70CRI, 3000K 735=70CRI, 3500K 740=70CRI, 4000K 750=70CRI, 5000K 760=70CRI, 6000K 827=80CRI, 2700K 830=80CRI, 3000K 835=80CRI, 3500K 840=80CRI, 4000K 850=80CRI, 5000K 927=90CRI, 2700K 930=90CRI, 3000K 935=90CRI, 3500K 940=90CRI, 4000K 950=90CRI, 5000K AMB=590nm, Amber <sup>23,24</sup>	U=Universal (120-277V) 9=347V 8=480V <sup>3</sup> H=347-480V <sup>3,27</sup>	T2=Type II T3=Type III T4F=Type IV Forward Throw T4W=Type IV Wide SL2=Type II w/Spill Control SL3=Type III w/Spill Control SL4=Type IV w/Spill Control SLL=90 Spill Light Eliminator Left SLR=90 Spill Light Eliminator Right RW=Rectangular Wide Type I SNQ=Type V Square Narrow SMQ=Type V Square Medium SWQ=Type V Square Wide	AP=Grey BK=Black BZ=Bronze DP=Dark Platinum GM=Graphite Metallic WH=White CC=Cosstal Construction

SEAL:  
MATTHEW B. FURSETZER  
STATE LICENSE NUMBER  
P.E. #63997  
04/18/2024

DATE: 04/18/2024  
DESIGNED BY: AS  
CHECKED BY: SHOWN  
FIELD BOOK:

NO.	DATE	BY	CHK'D	DESCRIPTION

PROJECT # 12557  
NE 4TH AVENUE STREETScape PROJECT  
E SUNRISE BLVD TO NE 13TH ST  
FORT LAUDERDALE, FL  
LIGHTING GENERAL NOTES

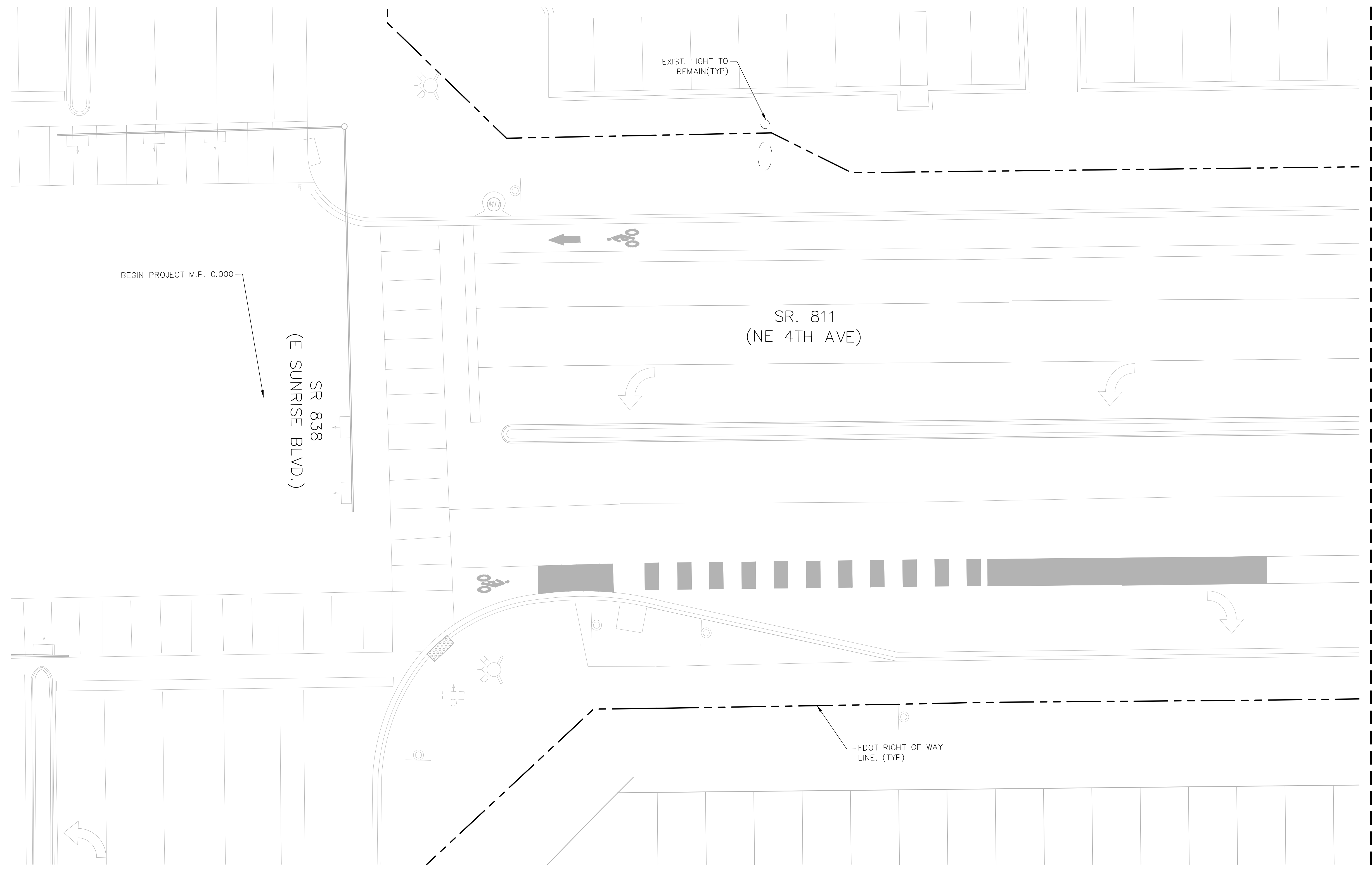
SHEET NO.  
C6.00

VERTICAL DATUM  
ELEVATIONS SHOWN HEREON ARE BASED ON THE  
NORTH AMERICAN VERTICAL DATUM OF 1988.  
NAVD '88 ELEV. + 1.565' = NGVD '29 ELEVATION

THE PRESENCE OF GROUNDWATER SHOULD BE  
ANTICIPATED. CONTRACTOR'S BID SHALL  
INCLUDE CONSIDERATION FOR ADDRESSING THIS  
ISSUE AND OBTAINING ALL NECESSARY PERMITS.

CALL 2 WORKING DAYS  
BEFORE YOU DIG **811**  
IT'S THE LAW!  
DIAL 811 Know what's below.  
Call before you dig.  
SUNSHINE STATE ONE CALL OF FLORIDA, INC.

File Path: J:\Projects\2024\11\SR 811 Lighting Plan November 01, 2024 12:53:10pm K:\WPB\JRG\043184101 = NE 4th Ave FTL\6AB\Plan\Sheet\66.00 Lighting Plan.dwg  
 This document, together with the concepts and designs presented herein, as an instrument of service, is intended only for the specific purpose and client for which it was prepared. Reuse of and improper reliance on this document without written authorization and adaptation by Kimley-Horn and Associates, Inc. shall be without liability to Kimley-Horn and Associates, Inc.



**LEGEND**

SYMBOL	DESCRIPTION
	PROPOSED 59 WATT, COOPER MESA FIXTURE WITH A MOUNTING HEIGHT OF 15.5'
	EXISTING LIGHTS TO REMAIN.
	CONTRACTOR TO FURNISH AND INSTALL PROPOSED 13"x24" PULL BOX.
	CONTRACTOR TO FURNISH AND INSTALL PROPOSED OPEN TRENCH CONDUIT 3 #6 AWG AT 3' DEPTH.
	CONTRACTOR TO FURNISH AND INSTALL PROPOSED DIRECTIONAL BORE CONDUIT 3 #6 AWG AT 3' DEPTH.

**VERTICAL DATUM**  
 ELEVATIONS SHOWN HEREON ARE BASED ON THE NORTH AMERICAN VERTICAL DATUM OF 1988.  
 NAVD '88 ELEV. + 1.565' = NGVD '29 ELEVATION

THE PRESENCE OF GROUNDWATER SHOULD BE ANTICIPATED. CONTRACTOR'S BID SHALL INCLUDE CONSIDERATION FOR ADDRESSING THIS ISSUE AND OBTAINING ALL NECESSARY PERMITS.

CALL 2 WORKING DAYS BEFORE YOU DIG **811**  
 IT'S THE LAW! DIAL 811 *Know what's below. Call before you dig.*  
 SUNSHINE STATE ONE CALL OF FLORIDA, INC.

**Kimley-Horn**  
 1920 WEKIVA WAY #200  
 WEST PALM BEACH, FL 33411  
 PHONE: 561-845-0665 FAX: 561-330-2245  
 WWW.KIMLEY-HORN.COM  
 REGISTRY 696  
 © 2024 KIMLEY-HORN AND ASSOCIATES, INC.

SEAL:  
 MATTHEW B. FURSETZER  
 STATE LICENSE NUMBER  
 P.E. #63997  
 04/18/2024

DATE: 04/18/2024  
 DESIGNED BY: AS  
 CHECKED BY: SHOWN  
 FIELD BOOK:

CITY OF FORT LAUDERDALE  
 TRANSPORTATION & MOBILITY  
  
 250 NE 3RD AVE, FORT LAUDERDALE, FL 33301

NO.	DATE	BY	CHK'D	DESCRIPTION

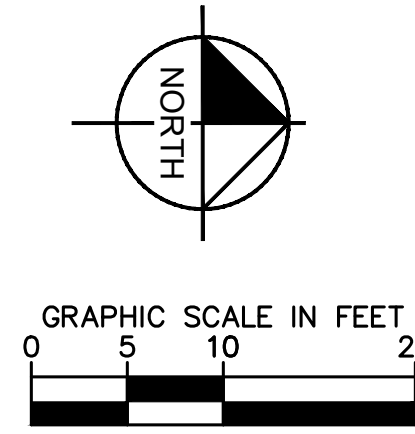
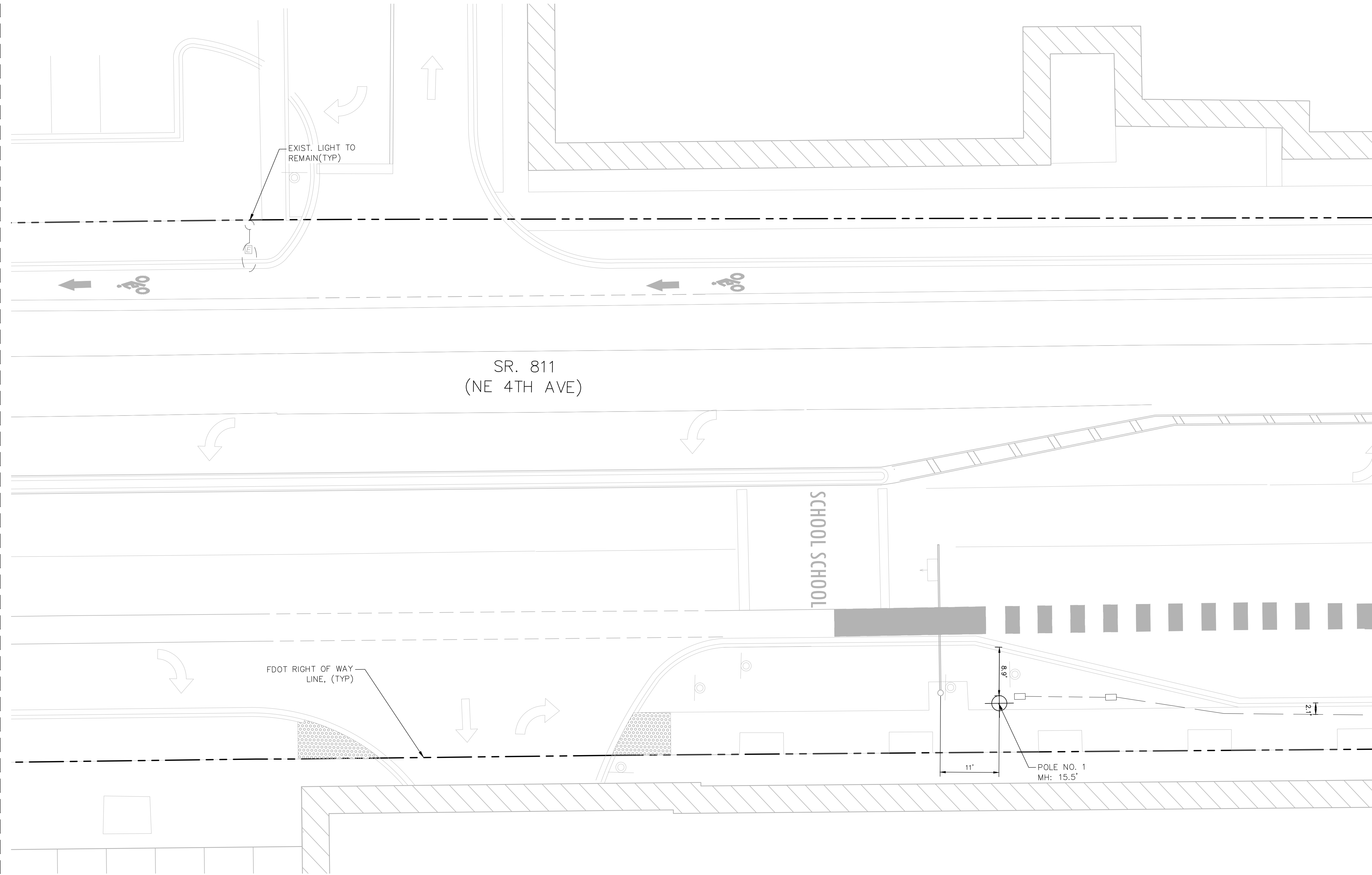
PROJECT # 12557  
 NE 4TH AVENUE STREETSCAPE PROJECT  
 E SUNRISE BLVD TO NE 13TH ST  
 FORT LAUDERDALE, FL  
 LIGHTING PLAN

SHEET NO.  
**C6.01**

Plotted By: Lee, Johnathan Sheet Set: NE 4th Avenue Layout: C6.02 LIGHTING PLAN November 01, 2024 12:53:10pm K:\WPB\_URG\043184061 - NE 4th AVE FTL\CAD\Plansheets\C6.00 LIGHTING PLAN.dwg

SEE SHEET C6.01 FOR CONTINUATION

SEE SHEET C6.03 FOR CONTINUATION



**LEGEND**

SYMBOL	DESCRIPTION
	PROPOSED 59 WATT, COOPER MESA FIXTURE WITH A MOUNTING HEIGHT OF 15.5'
	EXISTING LIGHTS TO REMAIN.
	CONTRACTOR TO FURNISH AND INSTALL PROPOSED 13"x24" PULL BOX.
	CONTRACTOR TO FURNISH AND INSTALL PROPOSED OPEN TRENCH CONDUIT 3 #6 AWG AT 3' DEPTH.
	CONTRACTOR TO FURNISH AND INSTALL PROPOSED DIRECTIONAL BORE CONDUIT 3 #6 AWG AT 3' DEPTH.

**VERTICAL DATUM**  
 ELEVATIONS SHOWN HEREON ARE BASED ON THE NORTH AMERICAN VERTICAL DATUM OF 1988.  
 NAVD '88 ELEV. + 1.565' = NGVD '29 ELEVATION

THE PRESENCE OF GROUNDWATER SHOULD BE ANTICIPATED. CONTRACTOR'S BID SHALL INCLUDE CONSIDERATION FOR ADDRESSING THIS ISSUE AND OBTAINING ALL NECESSARY PERMITS.

CALL 2 WORKING DAYS BEFORE YOU DIG



IT'S THE LAW! DIAL 811

SUNSHINE STATE ONE CALL OF FLORIDA, INC.

**Kimley Horn**  
 1920 WEKIVA WAY #200  
 WEST PALM BEACH, FL 33411  
 PHONE: 561-845-0665 FAX: 561-330-2245  
 WWW.KIMLEY-HORN.COM  
 REGISTRY 696  
 © 2024 KIMLEY HORN AND ASSOCIATES, INC.

SEAL:  
 MATTHEW B. FURSETZER  
 STATE LICENSE NUMBER  
 P.E. #63997  
 04/18/2024

DATE: 04/18/2024	DESIGNED BY: AS SHOWN	CHECKED BY:	FIELD BOOK:
---------------------	--------------------------	-------------	-------------

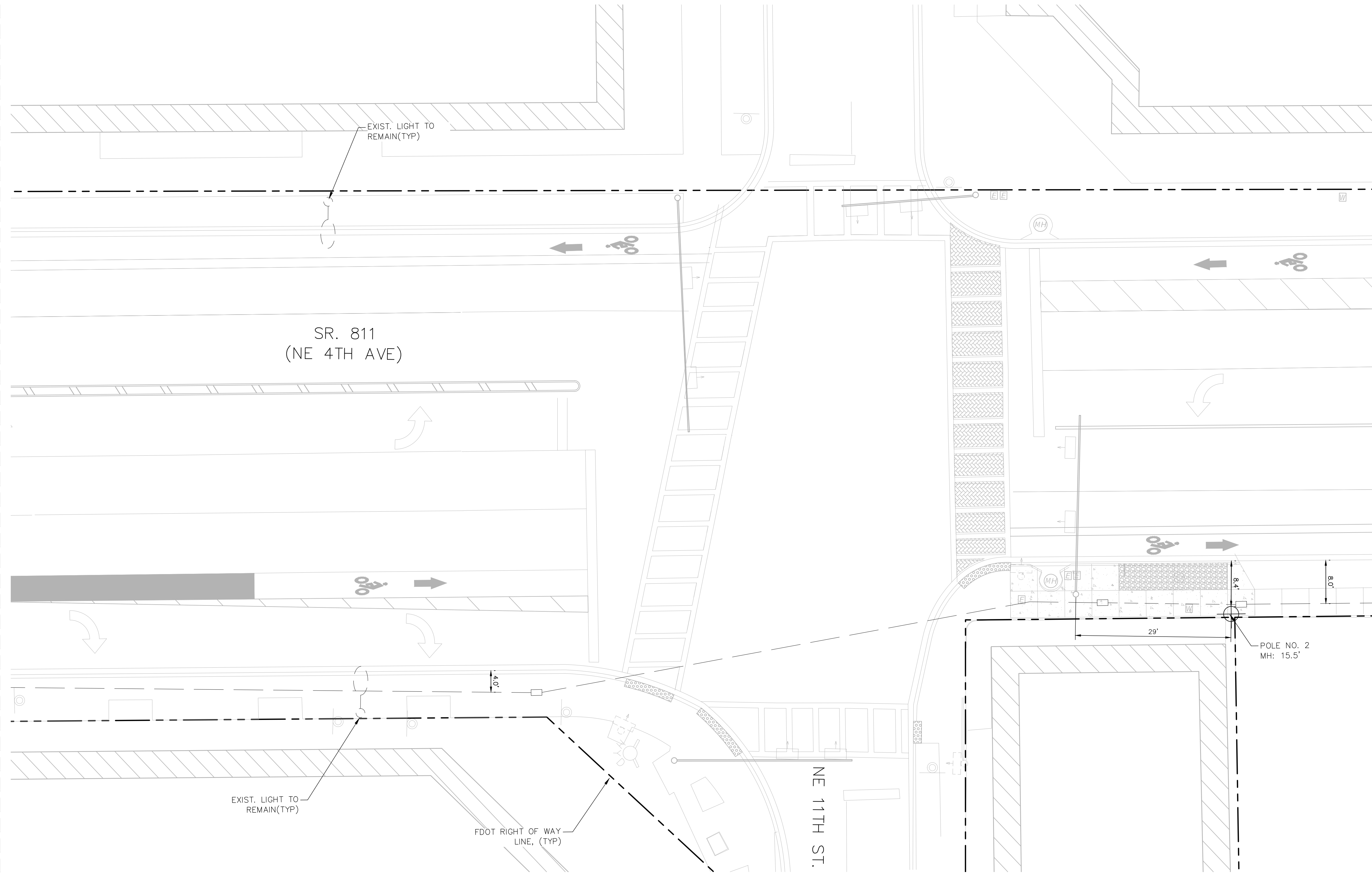
CITY OF FORT LAUDERDALE  
 TRANSPORTATION & MOBILITY  
  
 250 NE 3RD AVE, FORT LAUDERDALE, FL 33301

NO.	DATE	BY	CHK'D	DESCRIPTION

PROJECT # 12557  
 NE 4TH AVENUE STREETSCAPE PROJECT  
 E SUNRISE BLVD TO NE 13TH ST  
 FORT LAUDERDALE, FL  
 LIGHTING PLAN

SHEET NO.  
**C6.02**

SEE SHEET C6.02 FOR CONTINUATION

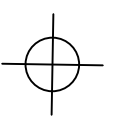
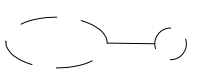





SEE SHEET C6.04 FOR CONTINUATION

**LEGEND**

**SYMBOL**

**DESCRIPTION**

-  PROPOSED 59 WATT, COOPER MESA FIXTURE WITH A MOUNTING HEIGHT OF 15.5'
-  EXISTING LIGHTS TO REMAIN.
-  CONTRACTOR TO FURNISH AND INSTALL PROPOSED 13"x24" PULL BOX.
-  CONTRACTOR TO FURNISH AND INSTALL PROPOSED OPEN TRENCH CONDUIT 3 #6 AWG AT 3' DEPTH.
-  CONTRACTOR TO FURNISH AND INSTALL PROPOSED DIRECTIONAL BORE CONDUIT 3 #6 AWG AT 3' DEPTH.

**VERTICAL DATUM**  
 ELEVATIONS SHOWN HEREON ARE BASED ON THE NORTH AMERICAN VERTICAL DATUM OF 1988.  
 NAVD '88 ELEV. + 1.565' = NGVD '29 ELEVATION

THE PRESENCE OF GROUNDWATER SHOULD BE ANTICIPATED. CONTRACTOR'S BID SHALL INCLUDE CONSIDERATION FOR ADDRESSING THIS ISSUE AND OBTAINING ALL NECESSARY PERMITS.

CALL 2 WORKING DAYS BEFORE YOU DIG




IT'S THE LAW!  
 DIAL 811

SUNSHINE STATE ONE CALL OF FLORIDA, INC.

**Kimley»Horn**  
 1920 WEKIVA WAY #200  
 WEST PALM BEACH, FL 33411  
 PHONE: 561-845-0665 FAX: 561-330-2245  
 WWW.KIMLEY-HORN.COM  
 REGISTRY 696  
 © 2024 KIMLEY-HORN AND ASSOCIATES, INC.

SEAL:  
 MATTHEW B. FURSETZER  
 STATE LICENSE NUMBER  
 P.E. #63997  
 04/18/2024

DATE: 04/18/2024  
 DESIGNED BY: AS  
 CHECKED BY: SHOWN  
 FIELD BOOK:

CITY OF FORT LAUDERDALE  
 TRANSPORTATION & MOBILITY  
  
 250 NE 3RD AVE., FORT LAUDERDALE, FL 33301

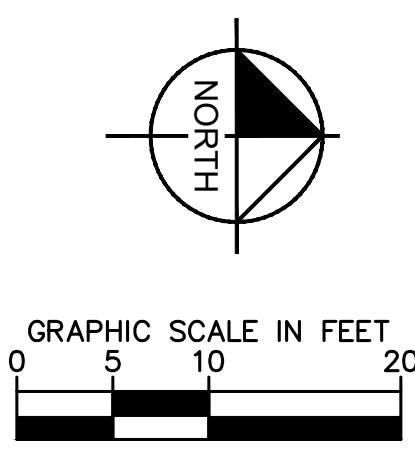
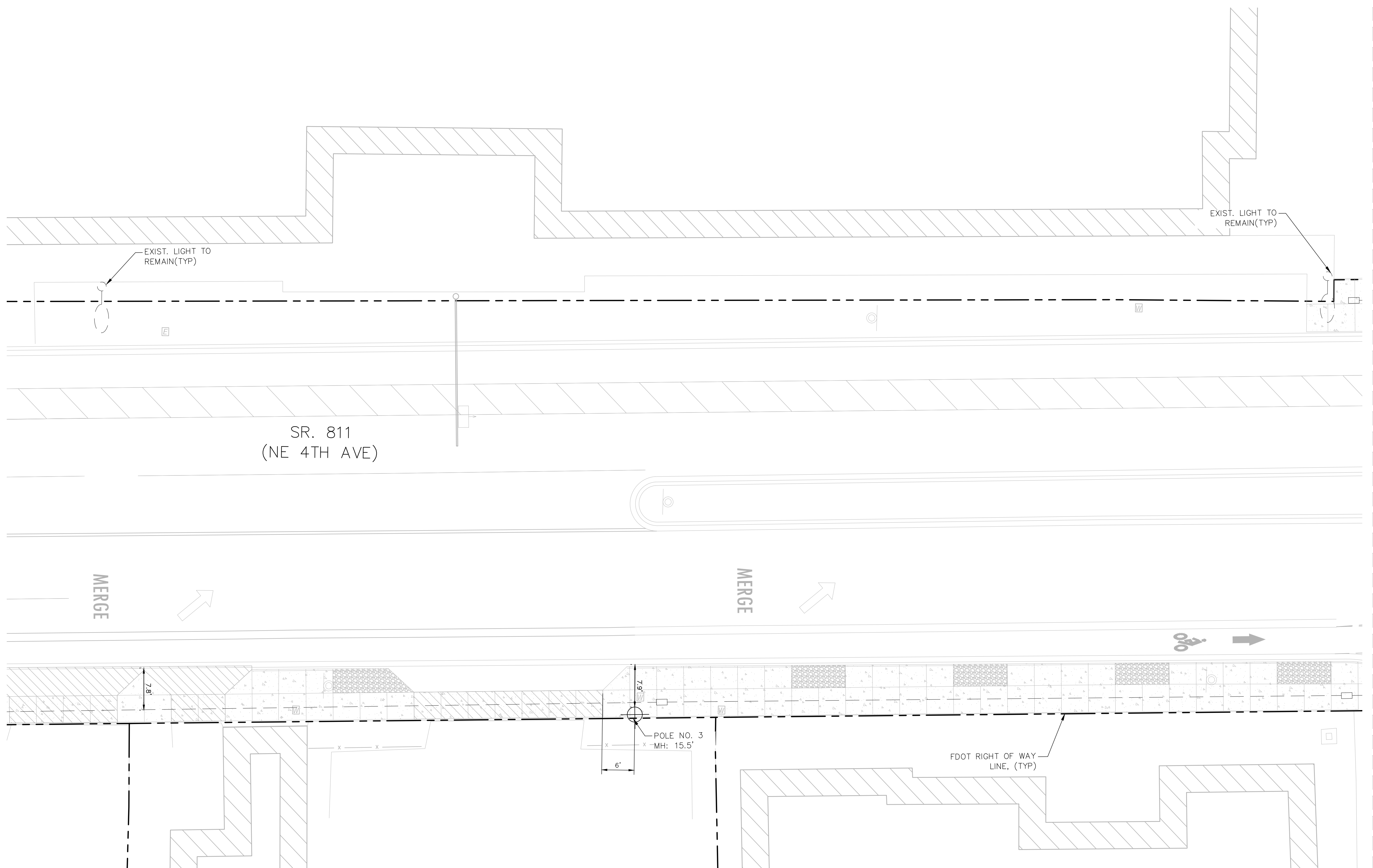
NO.	DATE	BY	CHK'D	DESCRIPTION

PROJECT # 12557  
 NE 4TH AVENUE STREETSCAPE PROJECT  
 E SUNRISE BLVD TO NE 13TH ST  
 FORT LAUDERDALE, FL  
 LIGHTING PLAN

SHEET NO.  
**C6.03**

Plotted By: Lee, Johnathan Sheet Set: NE 4th Avenue Layout: C6.04 LIGHTING PLAN November 01, 2024 12:53:15pm K:\WPB\_URG\CAD\Drawings\C6.00 LIGHTING PLAN.dwg

SEE SHEET C6.03 FOR CONTINUATION

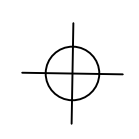
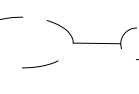





SEE SHEET C6.05 FOR CONTINUATION

**LEGEND**

**SYMBOL**

**DESCRIPTION**

-  PROPOSED 59 WATT, COOPER MESA FIXTURE WITH A MOUNTING HEIGHT OF 15.5'
-  EXISTING LIGHTS TO REMAIN.
-  CONTRACTOR TO FURNISH AND INSTALL PROPOSED 13"x24" PULL BOX.
-  CONTRACTOR TO FURNISH AND INSTALL PROPOSED OPEN TRENCH CONDUIT 3 #6 AWG AT 3' DEPTH.
-  CONTRACTOR TO FURNISH AND INSTALL PROPOSED DIRECTIONAL BORE CONDUIT 3 #6 AWG AT 3' DEPTH.

**VERTICAL DATUM**  
 ELEVATIONS SHOWN HEREON ARE BASED ON THE NORTH AMERICAN VERTICAL DATUM OF 1988.  
 NAVD '88 ELEV. + 1.565' = NGVD '29 ELEVATION


THE PRESENCE OF GROUNDWATER SHOULD BE ANTICIPATED. CONTRACTOR'S BID SHALL INCLUDE CONSIDERATION FOR ADDRESSING THIS ISSUE AND OBTAINING ALL NECESSARY PERMITS.

CALL 2 WORKING DAYS BEFORE YOU DIG **811**  
 IT'S THE LAW! DIAL 811 *Know what's below. Call before you dig.*  
 SUNSHINE STATE ONE CALL OF FLORIDA, INC.

**Kimley»Horn**  
 1920 WEKIVA WAY #200  
 WEST PALM BEACH, FL 33411  
 PHONE: 561-845-0665 FAX: 561-330-2245  
 WWW.KIMLEY-HORN.COM  
 REGISTRY 696  
 © 2024 KIMLEY-HORN AND ASSOCIATES, INC.

SEAL:  
 MATTHEW B. FURSETZER  
 STATE LICENSE NUMBER  
 P.E. #63997  
 04/18/2024

DATE: 04/18/2024  
 DESIGNED BY: AS  
 CHECKED BY: SHOWN  
 FIELD BOOK:

CITY OF FORT LAUDERDALE  
 TRANSPORTATION & MOBILITY  
  
 250 NE 3RD AVE, FORT LAUDERDALE, FL 33301

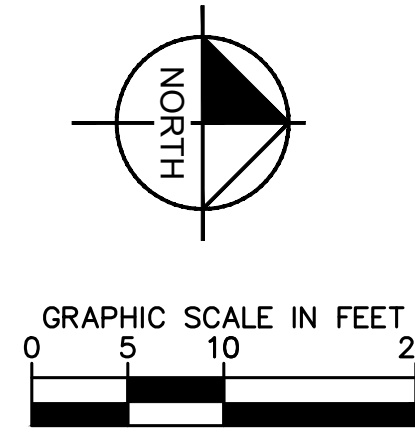
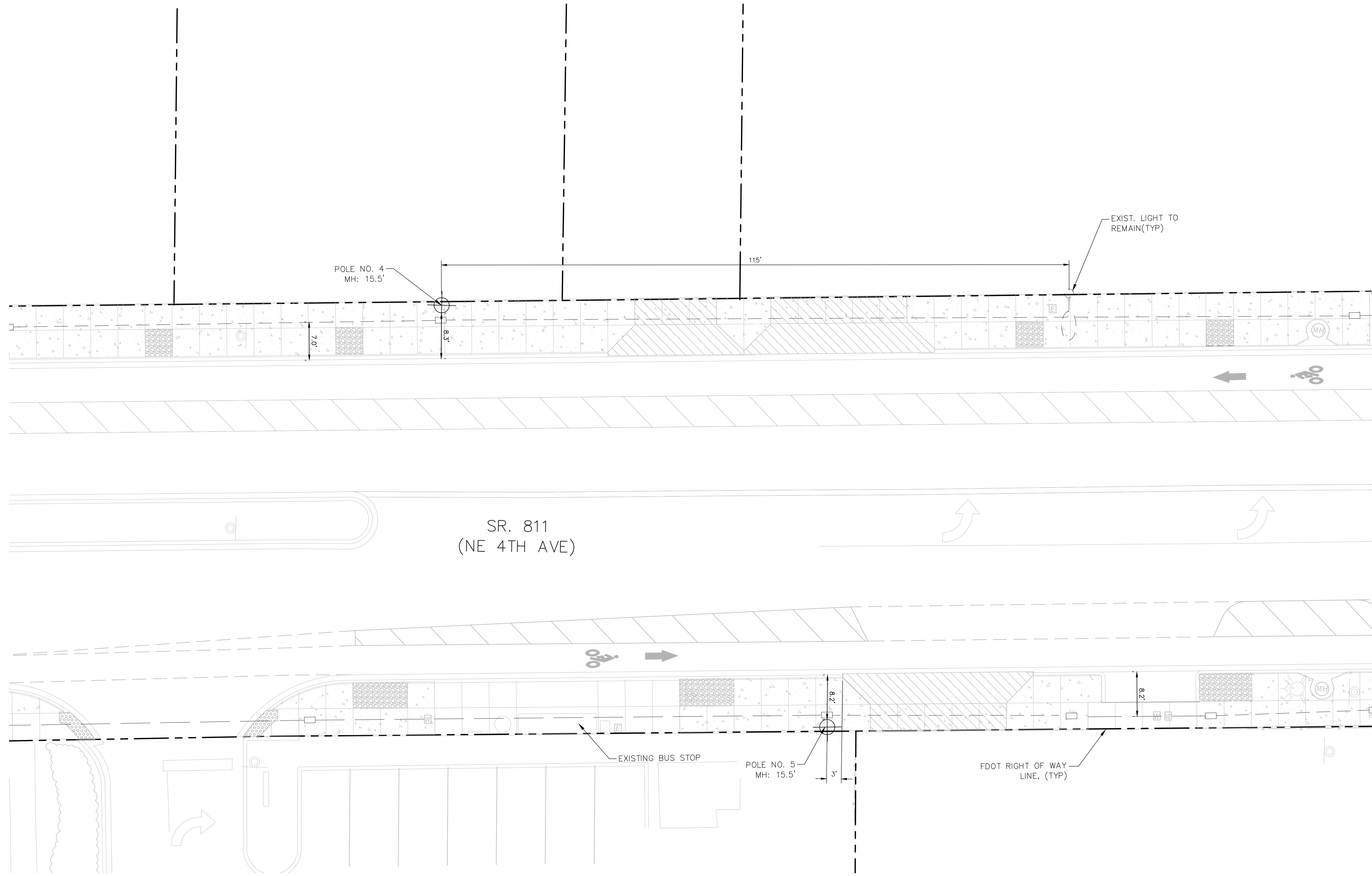
NO.	DATE	BY	CHK'D	DESCRIPTION

PROJECT # 12557  
 NE 4TH AVENUE STREETSCAPE PROJECT  
 E SUNRISE BLVD TO NE 13TH ST  
 FORT LAUDERDALE, FL  
 LIGHTING PLAN

SHEET NO.  
**C6.04**

Plotted By: Lee, Johnathan Sheet Set: NE 4th Avenue Layout: C6.05 LIGHTING PLAN November 01, 2024 12:53:15pm K:\WPB\_URG\043184061 - NE 4th AVE FTL CAD\Plansheets\C6.00 LIGHTING PLAN.dwg

SEE SHEET C6.04 FOR CONTINUATION



**LEGEND**

SYMBOL	DESCRIPTION
	PROPOSED 59 WATT, COOPER MESA FIXTURE WITH A MOUNTING HEIGHT OF 15.5'
	EXISTING LIGHTS TO REMAIN.
	CONTRACTOR TO FURNISH AND INSTALL PROPOSED 13"x24" PULL BOX.
	CONTRACTOR TO FURNISH AND INSTALL PROPOSED OPEN TRENCH CONDUIT 3 #6 AWG AT 3' DEPTH.
	CONTRACTOR TO FURNISH AND INSTALL PROPOSED DIRECTIONAL BORE CONDUIT 3 #6 AWG AT 3' DEPTH.

**VERTICAL DATUM**  
ELEVATIONS SHOWN HEREON ARE BASED ON THE NORTH AMERICAN VERTICAL DATUM OF 1988.  
NAVD '88 ELEV. + 1.565' = NGVD '29 ELEVATION

THE PRESENCE OF GROUNDWATER SHOULD BE ANTICIPATED. CONTRACTOR'S BID SHALL INCLUDE CONSIDERATION FOR ADDRESSING THIS ISSUE AND OBTAINING ALL NECESSARY PERMITS.

CALL 2 WORKING DAYS BEFORE YOU DIG



IT'S THE LAW! DIAL 811

SUNSHINE STATE ONE CALL OF FLORIDA, INC.

**Kimley»Horn**  
1920 WEKIVA WAY #200  
WEST PALM BEACH, FL 33411  
PHONE: 561-845-0665 FAX: 561-330-2245  
WWW.KIMLEY-HORN.COM  
REGISTRY 696  
© 2024 KIMLEY-HORN AND ASSOCIATES, INC.

SEAL:  
MATTHEW B. FURSETZER  
STATE LICENSE NUMBER  
P.E. #63997  
04/18/2024

DATE: 04/18/2024  
DESIGNED BY: AS  
CHECKED BY: SHOWN  
FIELD BOOK:

CITY OF FORT LAUDERDALE  
TRANSPORTATION & MOBILITY  
250 NE 3RD AVE., FORT LAUDERDALE, FL 33301

NO.	DATE	BY	CHK'D	DESCRIPTION

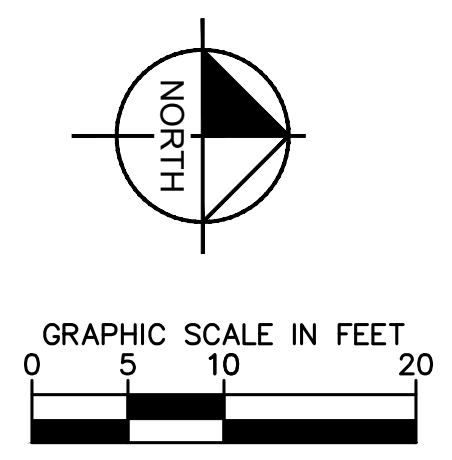
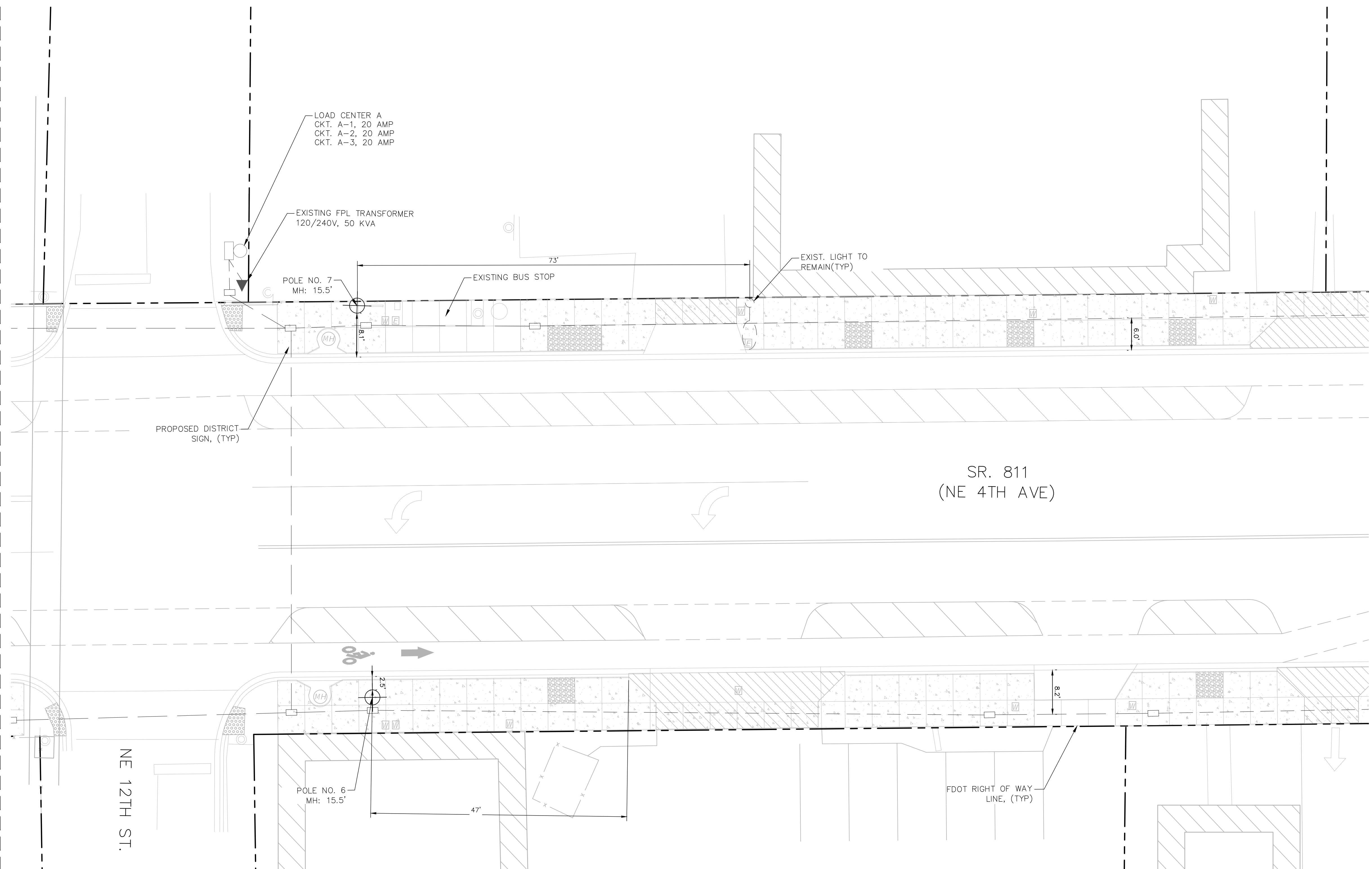
PROJECT # 12557  
NE 4TH AVENUE STREETSCAPE PROJECT  
E SUNRISE BLVD TO NE 13TH ST  
FORT LAUDERDALE, FL  
LIGHTING PLAN

SHEET NO.  
C6.05

Plotted By: Lee, Johnathan Sheet Set: NE 4th Avenue Layout: C6.06 LIGHTING PLAN November 01, 2024 12:53:18pm K:\WPB\_URG\043184061 - NE 4th AVE FTL CAD\Plansheets\C6.06 LIGHTING PLAN.dwg

SEE SHEET C6.05 FOR CONTINUATION

SEE SHEET C6.07 FOR CONTINUATION



LEGEND	SYMBOL	DESCRIPTION
		PROPOSED 59 WATT, COOPER MESA FIXTURE WITH A MOUNTING HEIGHT OF 15.5'
		EXISTING LIGHTS TO REMAIN.
		CONTRACTOR TO FURNISH AND INSTALL PROPOSED 13"x24" PULL BOX.
		CONTRACTOR TO FURNISH AND INSTALL PROPOSED OPEN TRENCH CONDUIT 3 #6 AWG AT 3' DEPTH.
		CONTRACTOR TO FURNISH AND INSTALL PROPOSED DIRECTIONAL BORE CONDUIT 3 #6 AWG AT 3' DEPTH.

**VERTICAL DATUM**  
 ELEVATIONS SHOWN HEREON ARE BASED ON THE NORTH AMERICAN VERTICAL DATUM OF 1988.  
 NAVD '88 ELEV. + 1.565' = NGVD '29 ELEVATION

THE PRESENCE OF GROUNDWATER SHOULD BE ANTICIPATED. CONTRACTOR'S BID SHALL INCLUDE CONSIDERATION FOR ADDRESSING THIS ISSUE AND OBTAINING ALL NECESSARY PERMITS.

CALL 2 WORKING DAYS BEFORE YOU DIG **811**

IT'S THE LAW! DIAL 811 **Know what's below. Call before you dig.**

SUNSHINE STATE ONE CALL OF FLORIDA, INC.

**Kimley Horn**  
 1920 WEKIVA WAY #200  
 WEST PALM BEACH, FL 33411  
 PHONE: 561-845-0665 FAX: 561-330-2245  
 WWW.KIMLEY-HORN.COM  
 REGISTRY 696  
 © 2024 KIMLEY-HORN AND ASSOCIATES, INC.

SEAL:  
 MATTHEW B. FURSETZER  
 STATE LICENSE NUMBER  
 P.E. #63997  
 04/18/2024

DATE: 04/18/2024  
 DESIGNED BY: AS  
 CHECKED BY: SHOWN  
 FIELD BOOK:

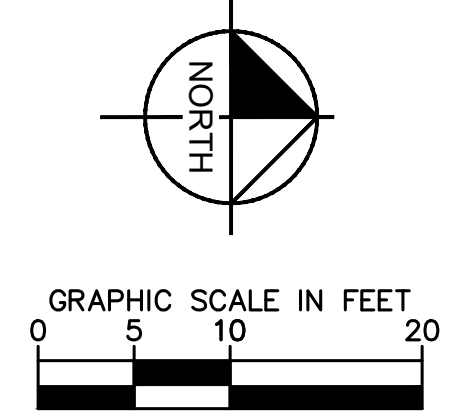
CITY OF FORT LAUDERDALE  
 TRANSPORTATION & MOBILITY  
 250 NE 3RD AVE., FORT LAUDERDALE, FL 33301

NO.	DATE	BY	CHK'D	DESCRIPTION

PROJECT # 12557  
 NE 4TH AVENUE STREETSCAPE PROJECT  
 E SUNRISE BLVD TO NE 13TH ST  
 FORT LAUDERDALE, FL  
 LIGHTING PLAN

SHEET NO.  
**C6.06**

Plotted By: Lee, Johnathan Sheet Set: NE 4th Avenue Layout: C6.07 LIGHTING PLAN November 01, 2024 12:53:18pm K:\WPB\_URG\043184061 - NE 4th AVE FTL CAD\Plansheets\C6.00 LIGHTING PLAN.dwg



**Kimley»Horn**  
 1920 WEKIVA WAY #200  
 WEST PALM BEACH, FL 33411  
 PHONE: 561-845-0665 FAX:  
 561-330-2245  
 WWW.KIMLEY-HORN.COM  
 REGISTRY 696  
 © 2024 KIMLEY-HORN AND  
 ASSOCIATES, INC.

SEAL:  
 MATTHEW B. FURSETZER  
 STATE LICENSE NUMBER  
 P.E. #63997  
 04/18/2024

DATE: 04/18/2024  
 DESIGNED BY: AS  
 CHECKED BY: SHOWN  
 FIELD BOOK:

CITY OF FORT LAUDERDALE  
 TRANSPORTATION  
 &  
 MOBILITY  
 250 NE 3RD AVE, FORT LAUDERDALE, FL 33301

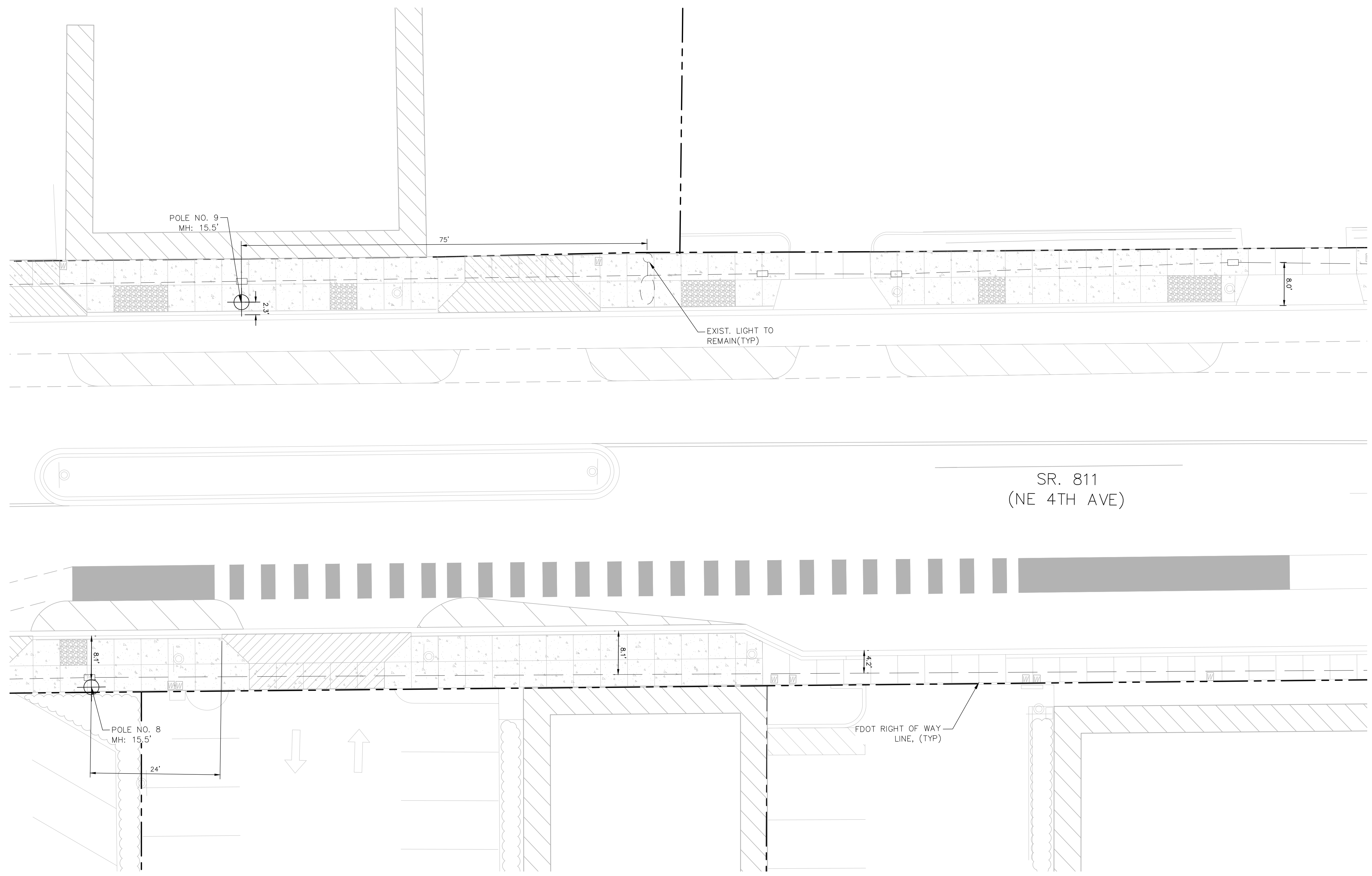
NO.	DATE	BY	CHK'D	DESCRIPTION

PROJECT # 12557  
 NE 4TH AVENUE STREETSCAPE PROJECT  
 E SUNRISE BLVD TO NE 13TH ST  
 FORT LAUDERDALE, FL  
 LIGHTING PLAN

SHEET NO.  
**C6.07**

SEE SHEET C6.06 FOR CONTINUATION

SEE SHEET C6.08 FOR CONTINUATION



SYMBOL	DESCRIPTION
	PROPOSED 59 WATT, COOPER MESA FIXTURE WITH A MOUNTING HEIGHT OF 15.5'
	EXISTING LIGHTS TO REMAIN.
	CONTRACTOR TO FURNISH AND INSTALL PROPOSED 13"x24" PULL BOX.
	CONTRACTOR TO FURNISH AND INSTALL PROPOSED OPEN TRENCH CONDUIT 3 #6 AWG AT 3' DEPTH.
	CONTRACTOR TO FURNISH AND INSTALL PROPOSED DIRECTIONAL BORE CONDUIT 3 #6 AWG AT 3' DEPTH.

**VERTICAL DATUM**  
 ELEVATIONS SHOWN HEREON ARE BASED ON THE NORTH AMERICAN VERTICAL DATUM OF 1988.  
 NAVD '88 ELEV. + 1.565' = NGVD '29 ELEVATION

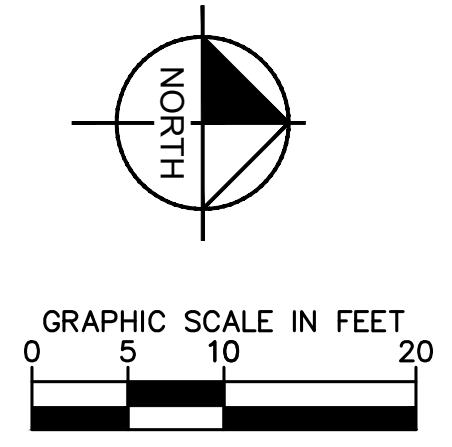
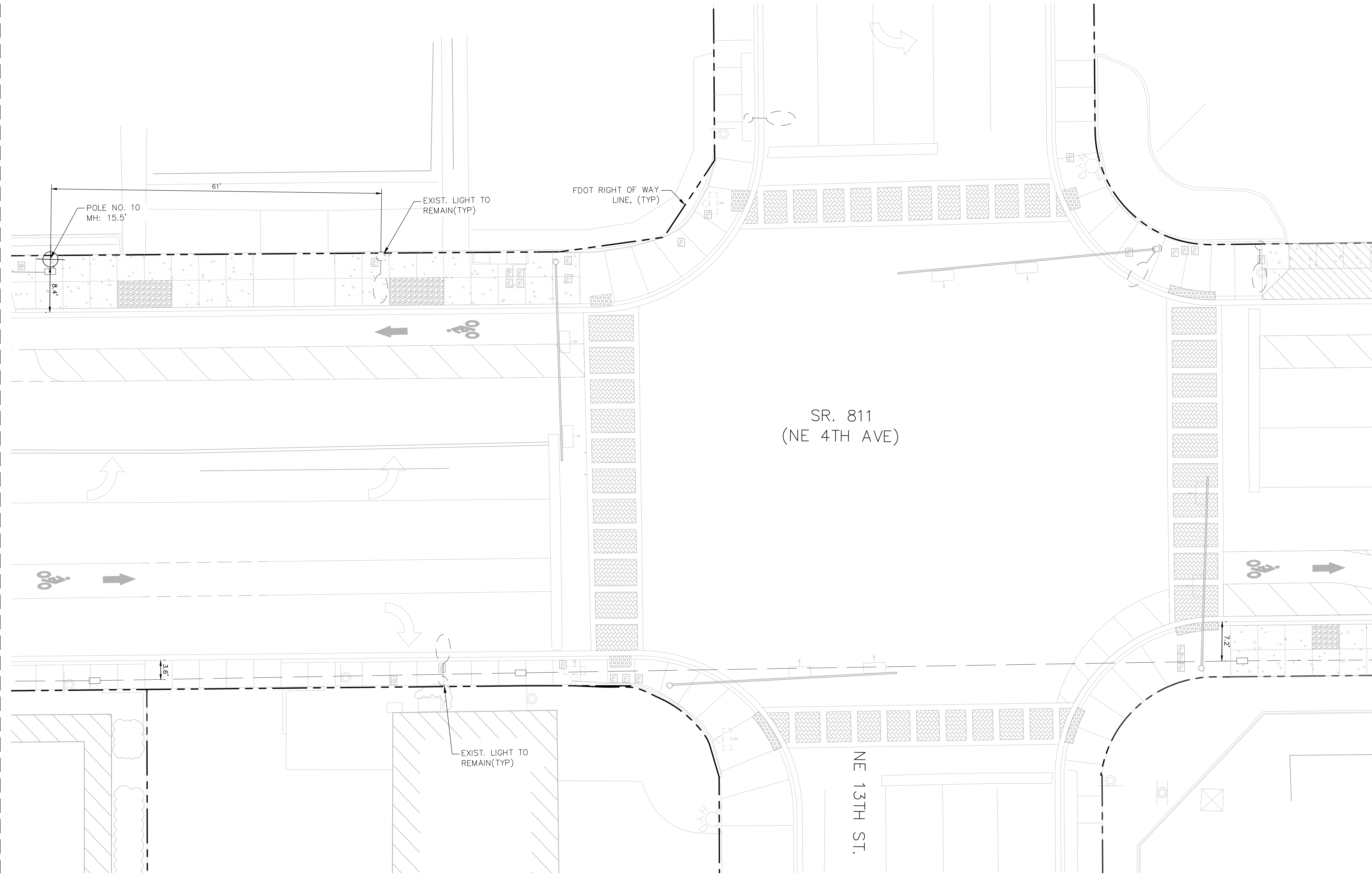
THE PRESENCE OF GROUNDWATER SHOULD BE ANTICIPATED. CONTRACTOR'S BID SHALL INCLUDE CONSIDERATION FOR ADDRESSING THIS ISSUE AND OBTAINING ALL NECESSARY PERMITS.

CALL 2 WORKING DAYS BEFORE YOU DIG **811**  
 IT'S THE LAW! DIAL 811  
 Know what's below. Call before you dig.  
 SUNSHINE STATE ONE CALL OF FLORIDA, INC.

Plotted By: Lee, Johnathan Sheet Set: NE 4th Avenue Layout: C6.08 LIGHTING PLAN November 01, 2024 12:53:20pm K:\WPB\_URG\04184061 - NE 4th AVE FTL\CAD\Plansheets\C6.00 LIGHTING PLAN.dwg

SEE SHEET C6.07 FOR CONTINUATION

SEE SHEET C6.09 FOR CONTINUATION



SYMBOL	DESCRIPTION
	PROPOSED 59 WATT, COOPER MESA FIXTURE WITH A MOUNTING HEIGHT OF 15.5'
	EXISTING LIGHTS TO REMAIN.
	CONTRACTOR TO FURNISH AND INSTALL PROPOSED 13"x24" PULL BOX.
	CONTRACTOR TO FURNISH AND INSTALL PROPOSED OPEN TRENCH CONDUIT 3 #6 AWG AT 3' DEPTH.
	CONTRACTOR TO FURNISH AND INSTALL PROPOSED DIRECTIONAL BORE CONDUIT 3 #6 AWG AT 3' DEPTH.

**VERTICAL DATUM**  
 ELEVATIONS SHOWN HEREON ARE BASED ON THE NORTH AMERICAN VERTICAL DATUM OF 1988.  
 NAVD '88 ELEV. + 1.565' = NGVD '29 ELEVATION

THE PRESENCE OF GROUNDWATER SHOULD BE ANTICIPATED. CONTRACTOR'S BID SHALL INCLUDE CONSIDERATION FOR ADDRESSING THIS ISSUE AND OBTAINING ALL NECESSARY PERMITS.

CALL 2 WORKING DAYS BEFORE YOU DIG **811**  
 IT'S THE LAW! DIAL 811  
 Know what's below. Call before you dig.  
 SUNSHINE STATE ONE CALL OF FLORIDA, INC.

**Kimley»Horn**  
 1920 WEKIVA WAY #200  
 WEST PALM BEACH, FL 33411  
 PHONE: 561-845-0665 FAX: 561-330-2245  
 WWW.KIMLEY-HORN.COM  
 REGISTRY 696  
 © 2024 KIMLEY-HORN AND ASSOCIATES, INC.

SEAL:  
 MATTHEW B. FURSETZER  
 STATE LICENSE NUMBER  
 P.E. #63997  
 04/18/2024

DATE: 04/18/2024  
 DESIGNED BY: AS  
 CHECKED BY: SHOWN  
 FIELD BOOK:

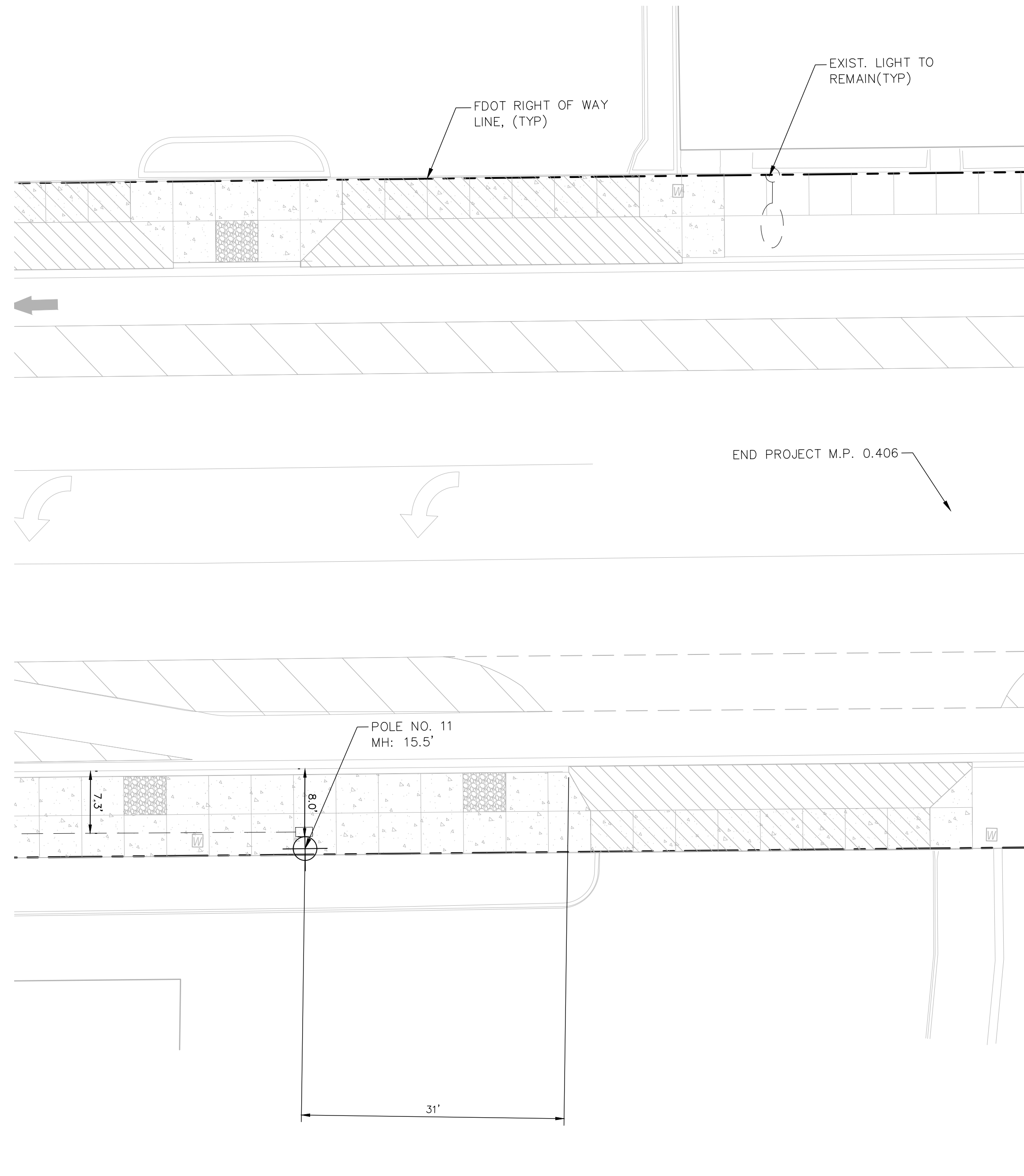
CITY OF FORT LAUDERDALE  
 TRANSPORTATION & MOBILITY  
 250 NE 3RD AVE., FORT LAUDERDALE, FL 33301

NO.	DATE	BY	CHK'D	DESCRIPTION

PROJECT # 12557  
 NE 4TH AVENUE STREETSCAPE PROJECT  
 E SUNRISE BLVD TO NE 13TH ST  
 FORT LAUDERDALE, FL  
 LIGHTING PLAN

SHEET NO.  
**C6.08**

SEE SHEET C6.08 FOR CONTINUATION



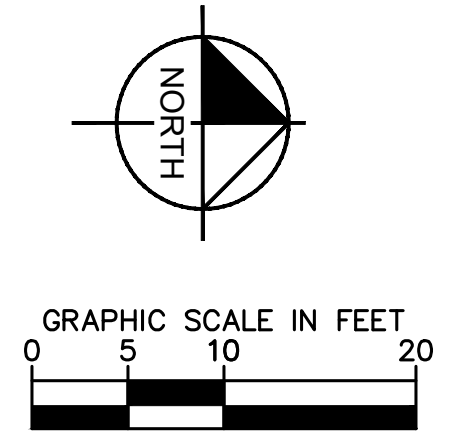
**LEGEND**

SYMBOL	DESCRIPTION
	PROPOSED 59 WATT, COOPER MESA FIXTURE WITH A MOUNTING HEIGHT OF 15.5'
	EXISTING LIGHTS TO REMAIN.
	CONTRACTOR TO FURNISH AND INSTALL PROPOSED 13"x24" PULL BOX.
	CONTRACTOR TO FURNISH AND INSTALL PROPOSED OPEN TRENCH CONDUIT 3 #6 AWG AT 3' DEPTH.
	CONTRACTOR TO FURNISH AND INSTALL PROPOSED DIRECTIONAL BORE CONDUIT 3 #6 AWG AT 3' DEPTH.

**VERTICAL DATUM**  
 ELEVATIONS SHOWN HEREON ARE BASED ON THE NORTH AMERICAN VERTICAL DATUM OF 1988.  
 NAVD '88 ELEV. + 1.565' = NGVD '29 ELEVATION

THE PRESENCE OF GROUNDWATER SHOULD BE ANTICIPATED. CONTRACTOR'S BID SHALL INCLUDE CONSIDERATION FOR ADDRESSING THIS ISSUE AND OBTAINING ALL NECESSARY PERMITS.

CALL 2 WORKING DAYS BEFORE YOU DIG **811**  
 IT'S THE LAW! DIAL 811 *Know what's below. Call before you dig.*  
 SUNSHINE STATE ONE CALL OF FLORIDA, INC.



**Kimley Horn**  
 1920 WEKIVA WAY #200  
 WEST PALM BEACH, FL 33411  
 PHONE: 561-845-0665 FAX: 561-330-2245  
 WWW.KIMLEY-HORN.COM  
 REGISTRY 696  
 © 2024 KIMLEY-HORN AND ASSOCIATES, INC.

SEAL:  
 MATTHEW B. FURSETZER  
 STATE LICENSE NUMBER  
 P.E. #63997  
 04/18/2024

DATE: 04/18/2024	DESIGNED BY: AS SHOWN	CHECKED BY:	FIELD BOOK:
---------------------	--------------------------	-------------	-------------

CITY OF FORT LAUDERDALE  
 TRANSPORTATION & MOBILITY  
  
 290 NE 3RD AVE., FORT LAUDERDALE, FL 33301


NO.	DATE	BY	CHK'D	DESCRIPTION

PROJECT # 12557  
 NE 4TH AVENUE STREETSCAPE PROJECT  
 E SUNRISE BLVD TO NE 13TH ST  
 FORT LAUDERDALE, FL  
 LIGHTING PLAN

SHEET NO.  
**C6.09**

SEAL:  
 MATTHEW B. FURSETZER  
 STATE LICENSE NUMBER  
 P.E. #63997  
 04/18/2024

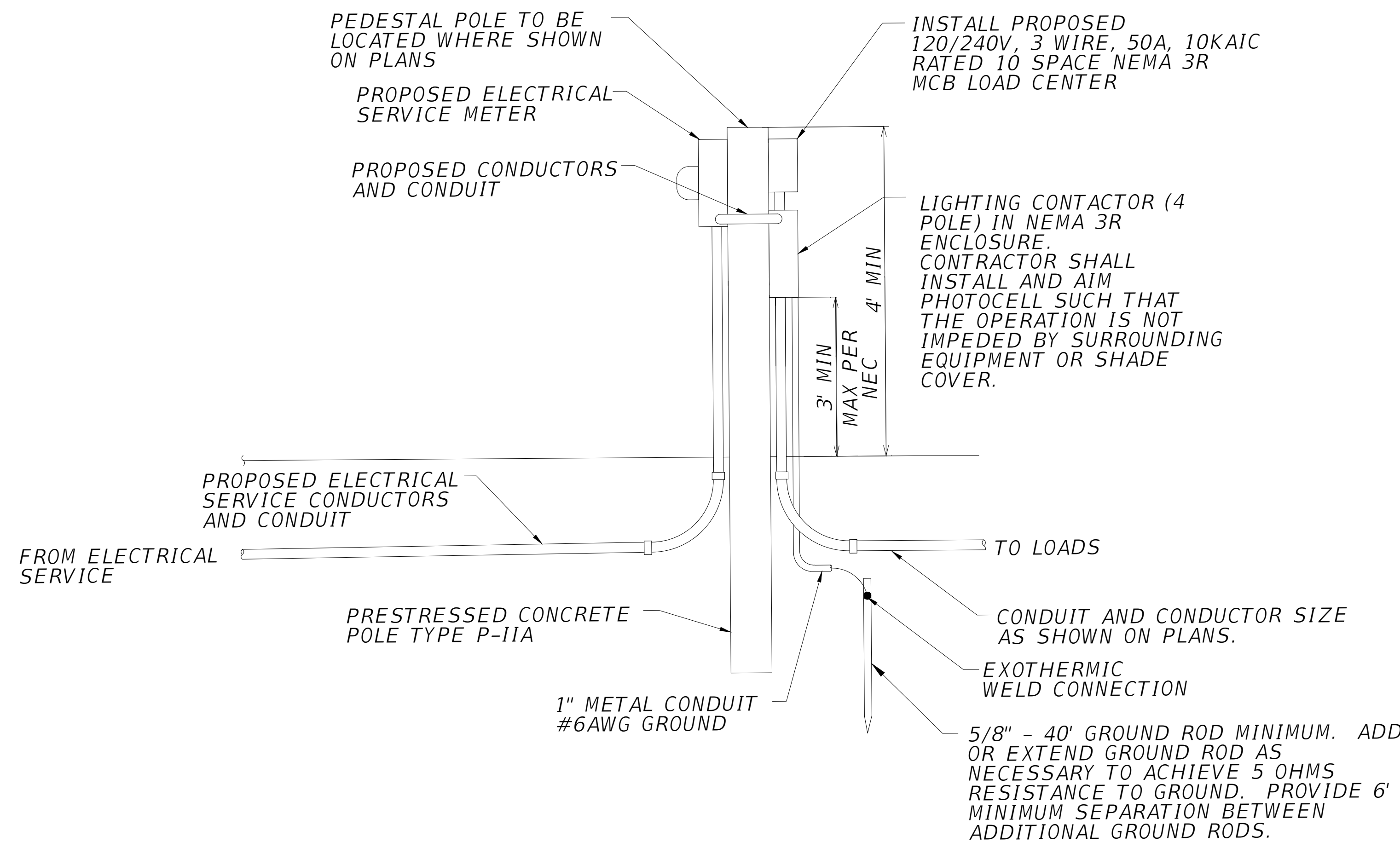
DATE: 04/18/2024  
 DESIGNED BY: AS  
 CHECKED BY: SHOWN  
 FIELD BOOK:

CITY OF FORT LAUDERDALE  
 TRANSPORTATION & MOBILITY  
  
 290 NE 3RD AVE, FORT LAUDERDALE, FL 33301

NO.	DATE	BY	CHK'D	DESCRIPTION

PROJECT # 12557  
 NE 4TH AVENUE STREETSCAPE PROJECT  
 E SUNRISE BLVD TO NE 13TH ST  
 FORT LAUDERDALE, FL  
 ELECTRICAL DETAILS

SHEET NO.  
 ---



RISER DIAGRAM - TYPICAL LOAD CENTER

**LOAD CENTER "A" SCHEMATIC DIAGRAM**

**LOAD CENTER "A"**

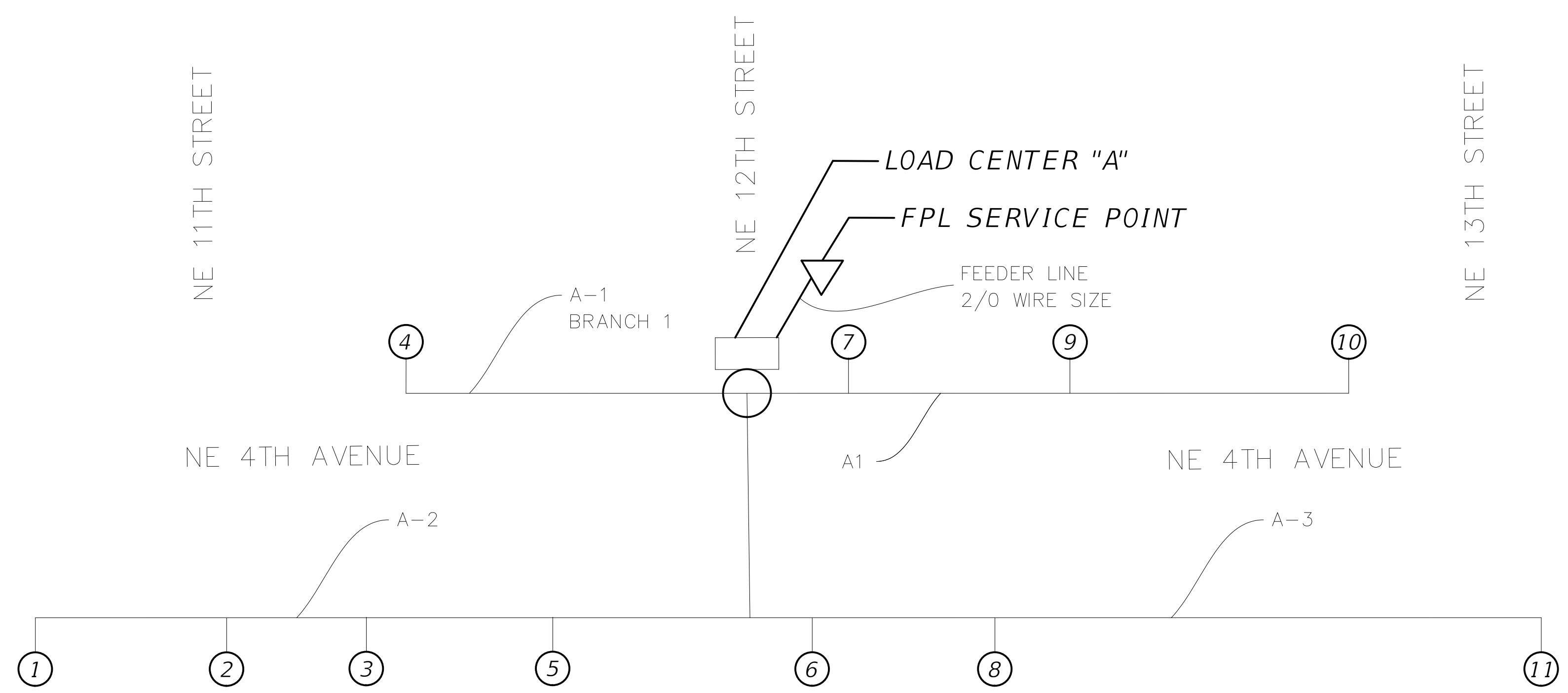
120/240V, SINGLE PHASE, 3 WIRE

LOAD CENTER DESIGNATION	BREAKER SIZE	NO. OF BRANCH CIRCUITS	TOTAL DEMAND LOAD (AMPS)	TOTAL DESIGN LOAD (AMPS)	CONDUCTOR SIZE
MAIN BREAKER	100 AMP				
A-1	20 AMP	1	1.0	1.2	#6
A-2	20 AMP	0	1.0	1.2	#6
A-3	20 AMP	0	0.7	0.9	#6

TOTAL DEMAND LOAD 5.4 AMPS

TOTAL DESIGN LOAD 6.8 AMPS

E SUNRISE BOULEVARD



CIRCUIT DIAGRAM - NE 4TH AVENUE

**LOAD CENTER "A" CIRCUIT DIAGRAM**

- CKT A-1 2 #6 AWG 1 #6 GND  
2" SCH 40 PVC CONDUIT
- CKT A-2 2 #6 AWG 1 #6 GND  
2" SCH 40 PVC CONDUIT
- CKT A-3 2 #6 AWG 1 #6 GND  
2" SCH 40 PVC CONDUIT

**VERTICAL DATUM**  
 ELEVATIONS SHOWN HEREON ARE BASED ON THE NORTH AMERICAN VERTICAL DATUM OF 1988.  
 NAVD '88 ELEV. + 1.565' = NGVD '29 ELEVATION

THE PRESENCE OF GROUNDWATER SHOULD BE ANTICIPATED. CONTRACTOR'S BID SHALL INCLUDE CONSIDERATION FOR ADDRESSING THIS ISSUE AND OBTAINING ALL NECESSARY PERMITS.

CALL 2 WORKING DAYS BEFORE YOU DIG **811**  
 IT'S THE LAW! DIAL 811  
 Know what's below. Call before you dig.  
 SUNSHINE STATE ONE CALL OF FLORIDA, INC.

SECTION NO.: 86170000  
Permit No.: 2025-C-491-00009  
City: Fort Lauderdale  
S.R. No.: 811

## EXHIBIT C

### MAINTENANCE PLAN REQUIREMENTS

In reference to Maintenance to be performed under this **AGREEMENT**, the **AGENCY** shall submit to the **DEPARTMENT** a maintenance plan detailing the means and methods for accomplishing any maintenance or repairs to the **IMPROVEMENTS** in accordance with all **DEPARTMENT** Standards, Procedures and Specifications. This plan shall be submitted and approved by the **DEPARTMENT** prior to commencing any maintenance or repair activities. The **AGENCY** shall comply with the **DEPARTMENT's** applicable Maintenance Rating Program Standards. The plan should at minimum detail how the **AGENCY** will address the following:

1. Providing for continuous traffic control and necessary traffic control devices as required for the safe movement of traffic of vehicular and pedestrian traffic past the location of the **IMPROVEMENT** being repaired for the duration of the repair in accordance with **DEPARTMENT** Standards, Procedures and Specifications.
2. Protection of adjacent surrounding property, real estate, vehicles, pedestrians, attachments to the light poles, or other assets during the preparation and recoating of surfaces.
3. Containment of debris or materials used in or resulting from the repair.

After the maintenance plan is approved, the **AGENCY** shall submit a work plan to the **DEPARTMENT** for approval prior to each repair to be performed detailing:

1. The proposed date of the repair.
2. The location of the repair.
3. The nature of the repair.
4. The materials to be used for the repair.
5. The methods to be used for the repair.