



Event # 543-1

Name: Architectural Services for Provident Park

Description: The City of Fort Lauderdale, FL (City) is actively seeking qualified, experienced, and licensed firm(s) (“Consultant” or “consultant” or “vendor/firm” or “Proposer” or “proposer” or “Firm”) to provide Architectural Services as further described in Section III - Scope of Services. Those firms which are interested in submitting proposals in response to this Request for Qualifications (RFQ) shall comply with Section IV- Submittal Requirements.

Buyer: HEMMINGS TURNER, PAULETTE

Status: Pending Award

Event Type: RFQ

Currency: USD

Sealed Bid: Yes

Respond To All Lines: No

Q & A Allowed: Yes

Number Of Amendments: 1

Display Bid Tabulation: Do Not Display

Event Dates

Preview:

Q & A Open: 10/16/2025 04:00:00 PM

Open: 10/16/2025 04:00:00 PM

Q & A Close: 10/23/2025 05:00:00 PM

Close: 10/31/2025 02:00:00 PM

Dispute Close:

Questions

Question	Response Type	Attachment
Did you sign and attach all the required forms	Yes No	Event 543 Required Forms.pdf
The attached Anti-Human Trafficking Affidavit will be requested by the City from the awarded firm. This is an exhibit only and is not needed as part of your proposal.	Yes No	Anti-Human Trafficking Affidavit.pdf

Attachments

Name	Attachment
Event 543 Architectural Services for Providence Park.pdf	Event 543 Architectural Services for Providence Park.pdf

Event # 543-1: Architectural Services for Provident Park

Name	Attachment
BLD-PLANS-A.pdf	BLD-PLANS-A.pdf
BLD-PLANS-C (1).pdf	BLD-PLANS-C (1).pdf
BLD-PLANS-E (1).pdf	BLD-PLANS-E (1).pdf
BLD-PLANS-L.pdf	BLD-PLANS-L.pdf
BLD-PLANS-P (1).pdf	BLD-PLANS-P (1).pdf
BLD-PLANS-S (2).pdf	BLD-PLANS-S (2).pdf
BLD-SURVEY-V (1).pdf	BLD-SURVEY-V (1).pdf
Addendum 1.pdf	Addendum 1.pdf

Contacts

Name	Email Address
PAULETTE HEMMINGS TURNER	pturner@fortlauderdale.gov

Comments

Title	Type
Architectural Services Provident Park	Print On Purchase Order

Commodity Codes

Commodity Code	Description
906	ARCHITECTURAL SERVICES, PROFESSIONAL
906-07	Architect Services, Professional
906-10	Buildings - Architectural Design
906-56	Landscape Architecture
906-57	Land Development and Planning - Architectural

Event # 543-1: Architectural Services for Provident Park

Commodity Code	Description
907-14	Architectural Services, Non-Licensed (Not Otherwise Classifi
907-35	Designing Services
907-40	Engineering Services, Non-Licensed (Not Otherwise Classified

Line Details

Line 1: Architectural Services Provident Park

Description: Architectural Services Provident Park

Item: ARCHITECTURAL SERVICES PROVIDENT Architectural Services Provident Park

Commodity Code: 906 ARCHITECTURAL SERVICES, PROFESSIONAL

Quantity: 1.0000 **Unit of Measure:** EA

Requested Delivery Date: 10/06/2026

Require Response: No

Price Breaks Allowed: No

Allow Alternate Responses: No

Add On Charges Allowed: No

Request for Qualifications

RFQ EVENT 543

ARCHITECTURAL SERVICES FOR PROVIDENT PARK

Pursuant to Section 287.055
Consultants' Competitive Negotiation Act

City of Fort Lauderdale



**PAULETTE HEMMINGS TURNER
SENIOR PROCUREMENT SPECIALIST**

Telephone: (954) 828-5139 E-mail: PTurner@fortlauderdale.gov

SECTION I – INTRODUCTION AND INFORMATION

1.1 Purpose

The City of Fort Lauderdale, FL (City) is actively seeking qualified, experienced, and licensed firm(s) (“Consultant” or “consultant” or “vendor/firm” or “Proposer” or “proposer” or “Firm”) to provide Architectural Services as further described in Section III – Scope of Services. Those firms which are interested in submitting proposals in response to this Request for Qualifications (RFQ) shall comply with Section IV– Submittal Requirements.

1.2 ONLINE STRATEGIC SOURCING PLATFORM

The City uses an online strategic sourcing platform to administer the competitive solicitation process, including but not limited to soliciting proposals, issuing addenda, posting results and issuing notification of an intended decision. There is no charge to register and download the RFQ from the online strategic sourcing platform. Proposers are strongly encouraged to read the various vendor Guides and Tutorials available in the City’s online strategic sourcing platform well in advance of their intention to submit a response to ensure familiarity with the use of the City’s online strategic sourcing platform. The City shall not be responsible for a proposer’s inability to submit a response by the end date and time for any reason, including issues arising from the use of the City’s online strategic sourcing platform. There is no charge to proposers to register and participate in the solicitation process, nor will any fees be charged to the awarded proposer.

It is the sole responsibility of the Proposer to ensure that its qualifications are submitted electronically through the City’s online strategic sourcing platform no later than the time and date specified in this solicitation. **PAPER SUBMITTALS WILL NOT BE ACCEPTED. QUALIFICATIONS MUST BE SUBMITTED ELECTRONICALLY VIA** the City’s online strategic sourcing platform.

1.3 Electronic Openings

Responses to this solicitation will be opened electronically via the City’s online strategic sourcing platform at the date and time indicated in the solicitation. Once the Procurement Specialist opens the qualifications, they may be viewed immediately on a computer, laptop, cell phone, or any other device with WiFi access.

Anyone requesting assistance or having further inquiry in this matter must contact the Procurement Specialist indicated in the solicitation, via the Question and Answer (Q&A) forum on the City’s online strategic sourcing platform before the Last Day for Questions indicated in the Solicitation.

1.4 Pre-Proposal Meeting

There will not be a pre-proposal meeting for this RFQ.

1.5 Point of Contact

City of Fort Lauderdale, Procurement Services Division
Attn: Paulette Hemmings Turner – Senior Procurement Specialist

101 NE 3rd Avenue, Suite 1650
Fort Lauderdale, FL 33301
Telephone: (954) 828-5139
E-mail: PTurner@fortlauderdale.gov

For all inquiries concerning this RFQ, questions, and requests for additional information, please utilize the Q&A forum provided by the City's online strategic sourcing platform. Questions of a material nature must be received prior to the cut-off date specified in the RFQ. Material changes, if any, to the scope of services or submittal procedures will only be transmitted by written addendum. **Consultants please note:** Qualifications shall be submitted as stated in PART IV – Submittal Requirements. No part of your submittal can be submitted via FAX. Submission of qualifications will be considered evidence that the proposer has familiarized itself with the nature and extent of the work, and the equipment, materials, and labor required. Qualifications must be submitted in accordance with all requirements contained in this solicitation. The questions and answers submitted on the City's online strategic sourcing platform shall become part of any contract that is created from this RFQ.

1.6 Debarred or Suspended Bidders or Proposers

The proposer certifies, by submission of a response to this solicitation, that neither it nor its principals and subconsultants are presently debarred or suspended by any federal department or agency.

1.7 Prohibition Against Contracting with Scrutinized Companies

Subject to *Odebrecht Construction, Inc., v. Prasad*, 876 F.Supp.2d 1305 (S.D. Fla. 2012), affirmed, *Odebrecht Construction, Inc., v. Secretary, Florida Department of Transportation*, 715 F.3d 1268 (11th Cir. 2013), with regard to the "Cuba Amendment," the Contractor certifies that it is not on the Scrutinized Companies with Activities in Sudan List or the Scrutinized Companies with Activities in Iran Terrorism Sectors List, created pursuant to Section 215.473, Florida Statutes (2025), as may be amended or revised, and that it does not have business operations in Cuba or Syria, as provided in Section 287.135, Florida Statutes (2025), as may be amended or revised. The Contractor certifies that it is not on the Scrutinized Companies that Boycott Israel List created pursuant to Section 215.4725, Florida Statutes (2025), as may be amended or revised, and that it is not engaged in a boycott of Israel. The City may terminate this Agreement at the City's option if the Contractor is found to have submitted a false certification as provided under subsection (5) of Section 287.135, Florida Statutes (2025), as may be amended or revised, or been placed on the Scrutinized Companies with Activities in Sudan List, or been placed on a list created pursuant to Section 215.473, Florida Statutes (2025), as may be amended or revised, relating to scrutinized active business operations in Iran, or been placed on the Scrutinized Companies that Boycott Israel List created pursuant to Section 215.4725, Florida Statutes (2025), as may be amended or revised, or is engaged in a boycott of Israel, or has been engaged in business operations in Cuba or Syria, as defined in Section 287.135, Florida Statutes (2025), as may be amended or revised.

END OF SECTION

SECTION II – GENERAL TERMS AND CONDITIONS

2.1 Addenda, Changes, and Interpretations

It is the sole responsibility of each firm to notify the point of contact utilizing the Q&A forum provided by the City's online strategic sourcing platform and request modification or clarification of any ambiguity, conflict, discrepancy, omission or other error discovered in this competitive solicitation. Requests for clarification, modification, interpretation, or changes must be received prior to the Q&A deadline. Requests received after this date may not be addressed. Questions and requests for information that would not materially affect the scope of services to be performed or the solicitation process will be answered within the Q&A forum provided by the City's online strategic sourcing platform and shall be for clarification purposes only. Material changes, if any, to the scope of services or the solicitation process will only be transmitted by official written addendum issued by the City and uploaded to as a separate addendum to the RFQ. Under no circumstances shall an oral explanation given by any City official, officer, staff, or agent be binding upon the City, and any such oral explanation should be disregarded. All addenda are a part of the competitive solicitation documents, and each firm will be bound by such addenda. It is the responsibility of each to read and comprehend all addenda issued.

2.2 Changes and Alterations

Consultant may change or withdraw its qualifications at any time prior to the submission deadline; however, no oral modifications will be allowed. Modifications shall not be allowed following the proposal deadline.

2.3 Consultants' Costs

The City shall not be liable for any costs incurred by consultants in responding to this RFQ, including costs incurred in connection with evaluation and award proceedings.

2.4 Mistakes

The consultant shall examine this RFQ carefully. The submission of qualifications shall be prima facie evidence that the consultant has full knowledge of the scope, nature, and quality of the work to be performed; the detailed requirements of the specifications; and the conditions under which the work is to be performed. Ignorance of the requirements will not relieve the consultant from liability and obligations under the Agreement.

2.5 Acceptance of Responses/Minor Irregularities

2.5.1 The City reserves the right to accept or reject any or all responses or parts of responses, and to waive minor irregularities or variances to specifications contained in responses which do not make the response conditional in nature, and minor irregularities in the solicitation process. A minor irregularity shall be a variation from the solicitation that does not give a respondent an advantage or benefit not enjoyed by other respondents, does not adversely impact the interests of other firms, or does not affect the fundamental fairness of the solicitation process. The City also reserves the right to reissue a Request for Qualifications.

2.5.2 The City reserves the right to disqualify Consultant during any phase of the competitive solicitation process and terminate for cause any resulting contract upon evidence of collusion with intent to defraud or other illegal practices on the part of the Consultant.

2.6 Responsiveness

In order to be considered responsive to the solicitation, the firm's response shall fully conform in all material respects to the solicitation and all of its requirements, including all form and substance.

2.7 Responsibility

In order to be considered as a responsible firm, firm shall be fully capable to meet all of the requirements of the solicitation and subsequent contract, must possess the full capability, including financial and technical, to perform as contractually required, and must be able to fully document the ability to provide good faith performance.

2.8 Minimum Qualifications

Firms shall be in the business of providing Architectural Services for at least five (5) years, and must possess sufficient financial support, equipment and organization to ensure that it can satisfactorily perform the services if awarded a contract. Firms must demonstrate that they, or the principals assigned to the project, have successfully provided services with similar magnitude to those specified in the scope of services to at least one city similar in size and complexity to the City of Fort Lauderdale or demonstrate that they have the experience with large scale private sector clients and the managerial and financial ability to successfully perform the work.

Firms shall satisfy each of the following requirements cited below. Failure to do so may result in the proposal being deemed non-responsive.

2.8.1 Proposer or principals shall have relevant experience in providing Architectural Services. Project manager assigned to the work must have at least five (5) years' experience in managing Architectural projects and must have served as project manager on similar projects as indicated in the scope of work.

2.8.2 Before awarding a contract, the City reserves the right to require that a firm submit such evidence of its qualifications as the City may deem necessary. Further, the City may consider any evidence of the financial, technical, and other qualifications and abilities of a firm or principals, including previous experiences of same with the City and performance evaluation for services, in making the award in the best interest of the City.

2.8.3 Neither Firm nor principals shall have any record of judgments, pending lawsuits against the City or criminal activities involving moral turpitude, or any conflicts of interest that have not been waived by the City Commission.

2.8.4 Neither Firm nor any principal, officer, or stockholder shall be in arrears or in default of any debt or contract involving the City, (as a party to a contract, or otherwise), or have failed to perform faithfully on any previous or current contract with the City.

2.8.5 Consultant(s) must be appropriately licensed and registered in the State of Florida in the required field of service required.

2.9 Lobbyist Ordinance

ALL CONSULTANTS PLEASE NOTE: Any consultant submitting a response to this solicitation must comply, if applicable, with Chapter 2, Article VIII, Lobbying Activities, of the Code of Ordinances of the City of Fort Lauderdale, Florida, which can be viewed at https://library.municode.com/fl/fort_lauderdale/codes/code_of_ordinances?nodeId=COOR_C

[H2AD ARTVIIILOAC S2-260INPU](#), and City of Fort Lauderdale Resolution No. 07-101, which can be viewed at <https://www.fortlauderdale.gov/home/showpublisheddocument/6038/635514782857730000>. Copies may also be obtained from the City Clerk's Office, 1 East Broward Boulevard, Suite 444, Fort Lauderdale, Florida 33301.

2.10 Protest Procedure

2.10.1 Any proposer who is not recommended for award of a contract and who alleges a failure by the City to follow the City's Procurement Ordinance or any applicable law, may follow the protest procedure as found in the City's Procurement Ordinance within five (5) days after a notice of intent to award is posted on the City's web site at the following link:

<https://www.fortlauderdale.gov/government/departments-a-h/finance/procurement-services/notices-of-intent-to-award>

2.10.2 The complete Protest Ordinance may be found at the following link: https://library.municode.com/fl/fort_lauderdale/codes/code_of_ordinances?nodeId=COOR_CH2AD_ARTVFI_DIV2PR_S2-182DIREPRAWINAW

2.11 Public Entity Crimes

In accordance with the Public Crimes Act, Section 287.133, Florida Statutes (2025), as may be amended or revised, a person or affiliate who is a contractor, consultant or other provider, who has been placed on the convicted vendor list following a conviction for a public entity crime may not submit a bid on a contract to provide any goods or services to the City, may not submit a bid on a contract with the City for the construction or repair of a public building or public work, may not submit bids on leases of real property to the City, may not be awarded or perform work as a contractor, supplier, subcontractor, or consultant under a contract with the City, and may not transact any business with the City in excess of the threshold amount provided in Section 287.017, Florida Statutes (2025), as may be amended or revised, for category two purchases for a period of thirty-six (36) months from the date of being placed on the convicted vendor list. Violation of this section by Consultant shall result in cancellation of the City purchase and may result in Consultant debarment.

2.12 Subconsultants

2.12.1 A subconsultant (or "subcontractor") is an individual or firm contracted by the Consultant or Consultant's firm to assist in the performance of services required under this RFQ. A subconsultant shall be paid through Consultant or Consultant's firm and not paid directly by the City. Subconsultants are permitted by the City in the performance of the services pursuant to the Agreement. Consultant must clearly reflect in its proposal, the major subconsultant(s) to be utilized in the performance of required services. The City retains the right to accept or reject any subconsultant proposed in the response of successful Consultant(s) or prior to contract execution. Any and all liabilities regarding the use of a subconsultant shall be borne solely by the successful Consultant and insurance for each subconsultant must be maintained in good standing and approved by the City throughout the duration of the contract. Neither successful Consultant nor any of its subconsultants are considered to be employees or agents of the City. Failure to list all subconsultants and provide the required information may disqualify any proposed subconsultant from performing work under this RFQ.

2.12.2 Consultants shall include in their responses the requested subconsultant information and include all relevant information required of the Consultant. In addition, within five (5) working days after the identification of the award to the successful Consultant(s), the

Consultant shall provide a list confirming the subconsultant(s) that the successful Consultant intends to utilize in the Contract, if applicable. The list shall include, at a minimum, the name, and location of the place of business for each subconsultant, the services subconsultant will provide relative to any contract that may result from this RFQ, subconsultants' hourly rates or fees, any applicable licenses, insurance, references, ownership, and other information required of Consultant.

2.13 Local Business Preference

2.13.1 Section 2-186, Code of Ordinances of the City of Fort Lauderdale, provides for a local business preference. In order to be considered for a local business preference, a proposer must include the Local Business Preference Certification Statement of this RFQ, as applicable to the local business preference class claimed at the time of Proposal submittal:

Upon formal request of the City, based on the application of a Local Business Preference, the Proposer shall, within ten (10) calendar days, submit the following documentation to the Local Business Preference Class claimed:

- a. Copy of City of Fort Lauderdale current year business tax receipt, or Broward County current year business tax receipt, and
- b. List of the names of all employees of the proposer and evidence of employees' residence within the geographic bounds of the City of Fort Lauderdale or Broward County, as the case may be, such as current Florida driver license, residential utility bill (water, electric, telephone, cable television), or other type of similar documentation acceptable to the City.

Failure to comply at time of proposal submittal shall result in the Proposer being found ineligible for the local business preference.

2.13.2 Definitions

- a. The term "Class A business" shall mean any business that has established and agrees to maintain a permanent place of business located in a non-residential zone, staffed with full-time employees within the limits of the city, and shall maintain a staffing level for the proposed work of at least fifty percent (50%) who are residents of the City of Fort Lauderdale.
- b. The term "Class B business" shall mean any business that has established and agrees to maintain a permanent place of business located in a non-residential zone, staffed with full-time employees within the limits of the city, or shall maintain a staffing level for the proposed work of at least fifty percent (50%) who are residents of the City of Fort Lauderdale.
- c. The term "Class C business" shall mean any business that has established and agrees to maintain a permanent place of business located in a non-residential zone, staffed with full-time employees within the limits of Broward County.
- d. The term "Class D business" shall mean any business that does not qualify as a Class A, Class B, or Class C business.

The complete local business preference ordinance may be found on the City's web site at the following link:

https://library.municode.com/fl/fort_lauderdale/codes/code_of_ordinances?nodeId=COOR_CH2AD_ARTVFI_DIV2PR_S2-186LOBUPR

2.14 Disadvantaged Business Enterprise Preference

2.14.1 Section 2-185, Code of Ordinances of the City of Fort Lauderdale, provides for a disadvantaged business preference. In order to be considered for a disadvantaged business preference, a proposer must include a certification from a government agency, as applicable to the disadvantaged business preference class claimed at the time of Proposal submittal:

Upon formal request of the City, based on the application of a Disadvantaged Business Preference the Proposer shall within ten (10) calendar days submit the following documentation to the Disadvantaged Business Enterprise Preference Class claimed:

- a. Copy of City of Fort Lauderdale current year business tax receipt, or the Tri-County (Broward, Dade, West Palm Beach) current year business tax receipt, or proof of active Sunbiz status and
- b. List of the names of all employees of the proposer and evidence of employees' residence within the geographic bounds of the City of Fort Lauderdale or the Tri-County, as the case may be, such as current Florida driver license, residential utility bill (water, electric, telephone, cable television), or other type of similar documentation acceptable to the City.

Failure to comply at time of Proposal submittal shall result in the Proposer being found ineligible for the Disadvantaged Business Enterprise Preference business preference.

The complete Disadvantaged Business Preference ordinance may be found on the City's website at the following link: <https://www.fortlauderdale.gov/home/showpublisheddocument?id=56883>

2.15 Insurance Requirements

As a condition precedent to the effectiveness of this Agreement, during the term of this Agreement and during any renewal or extension term of this Agreement, CONSULTANT shall, at its sole expense, provide insurance of such types and with such terms and limits as noted below. Providing proof of and maintaining adequate insurance coverage are material obligations of CONSULTANT. CONSULTANT shall provide the City a certificate of insurance evidencing such coverage. CONSULTANT's insurance coverage shall be primary insurance for all applicable policies, in respect to the City's interests for this Agreement. The limits of coverage under each policy maintained by CONSULTANT shall not be interpreted as limiting CONSULTANT's liability and obligations under this Agreement. All insurance policies shall be through insurers authorized or eligible to write policies in the State of Florida and possess an A.M. Best rating of A-, VII or better, subject to approval by the City's Risk Manager.

The coverages, limits, and/or endorsements required herein protect the interests of the City, and these coverages, limits, and/or endorsements shall in no way be relied upon by CONSULTANT for assessing the extent or determining appropriate types and limits of coverage to protect CONSULTANT against any loss exposures, whether as a result of this Agreement or otherwise. The requirements contained herein, as well as the City's review or acknowledgement, are not intended to and shall not in any manner limit or qualify the liabilities and obligations assumed by CONSULTANT under this Agreement.

The following insurance policies and coverages are required:

Professional Liability

Coverage must be afforded for Wrongful Acts in an amount not less than \$2,000,000 each claim and \$2,000,000 aggregate.

CONSULTANT must keep the professional liability insurance in force until the third anniversary of expiration or early termination of this Agreement or the third anniversary of acceptance of work by the City, whichever is longer, which obligation shall survive expiration or early termination of this Agreement.

Commercial General Liability

Coverage must be afforded under a Commercial General Liability policy with limits not less than:

- \$1,000,000 each occurrence and \$2,000,000 aggregate for Bodily Injury, Property Damage, and Personal and Advertising Injury
- \$1,000,000 each occurrence and \$2,000,000 aggregate for Products and Completed Operations

Policy must include coverage for contractual liability and independent contractors.

The City, a Florida municipality, its officials, employees, and volunteers are to be included as an additional insured with a CG 20 26 04 13 Additional Insured – Designated Person or Organization Endorsement or similar endorsement providing equal or broader Additional Insured Coverage with respect to liability arising out of activities performed by or on behalf of CONSULTANT. The coverage shall contain no special limitation on the scope of protection afforded to the City, its officials, employees, and volunteers.

Business Automobile Liability

Proof of coverage must be provided for all Owned, Hired, Scheduled, and Non-Owned vehicles for Bodily Injury and Property Damage in an amount not less than the State of Florida required minimums unless a different amount is required by City Ordinance(s).

If CONSULTANT does not own vehicles, CONSULTANT shall maintain coverage for Hired and Non-Owned Auto Liability, which may be satisfied by way of endorsement to the Commercial General Liability policy or separate Business Auto Liability policy.

Workers' Compensation and Employer's Liability

Coverage must be afforded per Chapter 440, Florida Statutes. Any person or entity performing work for or on behalf of the City must provide Workers' Compensation insurance. Exceptions and exemptions will be allowed by the City's Risk Manager, if they are in accordance with Florida Statute.

CONSULTANT waives, and CONSULTANT shall ensure that CONSULTANT'S insurance carrier waives, all subrogation rights against the City, its officials, employees, and volunteers for all losses or damages. The City requires the policy to be endorsed with WC 00 03 13 Waiver of our Right to Recover from Others or equivalent.

CONSULTANT must be in compliance with all applicable State and federal workers' compensation laws, including the U.S. Longshore and Harbor Workers' Compensation Act and the Jones Act, if applicable.

Insurance Certificate Requirements

- a) CONSULTANT shall provide the City with valid Certificates of Insurance (binders are unacceptable) no later than ten (10) days prior to the start of work contemplated in this Agreement.
- b) CONSULTANT shall provide to the City a Certificate of Insurance having a thirty (30) day notice of cancellation; ten (10) days' notice if cancellation is for nonpayment of premium.
- c) In the event that the insurer is unable to accommodate the cancellation notice requirement, it shall be the responsibility of CONSULTANT to provide the proper notice. Such notification will be in writing by registered mail, return receipt requested, and addressed to the certificate holder.
- d) In the event the Agreement term or any surviving obligation of CONSULTANT following expiration or early termination of the Agreement goes beyond the expiration date of the insurance policy, CONSULTANT shall provide the City with an updated Certificate of Insurance no later than ten (10) days prior to the expiration of the insurance currently in effect. The City reserves the right to suspend the Agreement until this requirement is met.
- e) The Certificate of Insurance shall indicate whether coverage is provided under a claims-made or occurrence form. If any coverage is provided on a claims-made form, the Certificate of Insurance must show a retroactive date, which shall be the effective date of the initial contract or prior.
- f) The City shall be included as an Additional Insured on all liability policies, with the exception of Workers' Compensation and Professional Liability.
- g) The City shall be granted a Waiver of Subrogation on CONSULTANT's Workers' Compensation insurance policy.
- h) The title of the Agreement, Bid/Contract number, or other identifying reference must be listed on the Certificate of Insurance.

The Certificate Holder should read as follows:

City of Fort Lauderdale
c/o Procurement Services Division
401 SE 21st Street
Fort Lauderdale, FL 33316

CONSULTANT has the sole responsibility for all insurance premiums and shall be fully and solely responsible for any costs or expenses as a result of a coverage deductible co-insurance penalty, or self-insured retention; including any loss not covered because of the application of such deductible, co-insurance penalty, self-insured retention, or coverage exclusion or limitation. Any costs for including the City as an Additional Insured shall be at CONSULTANT's expense.

If CONSULTANT's primary insurance policy/policies do not meet the minimum requirements as set forth in this Agreement, CONSULTANT may provide evidence of an Umbrella/Excess insurance policy to comply with this requirement.

CONSULTANT's insurance coverage shall be primary insurance in respect to the City's interests for this Agreement, its officials, employees, and volunteers. Any insurance or self-insurance maintained by the City shall be non-contributory.

Any exclusion or provision in any insurance policy maintained by CONSULTANT that excludes coverage required in this Agreement shall be deemed unacceptable and shall be considered breach of contract.

All required insurance policies must be maintained until the Agreement work has been accepted by the City, or until this Agreement is terminated, whichever is later. Any lapse in coverage may be considered breach of contract. In addition, CONSULTANT must provide to the City confirmation of coverage renewal via an updated certificate of insurance should any policies expire prior to the expiration of this Agreement. The City reserves the right to review, at any time, coverage forms and limits of CONSULTANT'S insurance policies.

CONSULTANT shall provide notice of any and all claims, accidents, and any other occurrences associated with this Agreement to CONSULTANT's insurance company or companies and the City's Risk Management office as soon as practical.

It is CONSULTANT's responsibility to ensure that any and all of CONSULTANT's independent contractors and subcontractors comply with these insurance requirements. All coverages for independent contractors and subcontractors shall be subject to all of the applicable requirements stated herein. Any and all deficiencies are the responsibility of CONSULTANT. The City reserves the right to adjust insurance limits from time to time at its discretion with notice to CONSULTANT.

NOTE: CITY PROJECT NUMBER, PROJECT NAME AND RFQ EVENT NUMBER MUST APPEAR ON EACH CERTIFICATE, AND THE CITY OF FORT LAUDERDALE MUST BE NAMED ON THE CERTIFICATE AS AN "ADDITIONAL INSURED" ON REQUIRED LIABILITY POLICIES.

A Sample Insurance Certificate shall be included with the proposal to demonstrate the firm's ability to comply with insurance requirements. Provide a previous certificate or other evidence listing the insurance companies' names for all required coverage, and the dollar amounts of the coverage.

2.16 Insurance – Subconsultants

Consultant shall require all of its subconsultants to provide the aforementioned coverage as well as any other coverage that the Consultant may consider necessary, and any deficiency in the coverage or policy limits of said subconsultants will be the sole responsibility of the Consultant.

2.17 Award of Contract

A Contract (the "Agreement") will be awarded in accordance with Florida Statutes, by the City Commission. The City reserves the right to execute or not execute, as applicable, a contract with the Consultant(s) that is determined to be in the City's best interests. The draft/sample agreement is provided herein as an attachment to this RFQ. The City reserves the right to award a contract to more than one Consultant as is in the City's best interest.

2.18 Modification of Services

2.18.1 While this contract is for services provided to the department referenced in this RFQ, the City may require similar work for other City departments. Successful Proposer agrees to take on such work unless such work would not be considered reasonable or become an undue burden to the successful Proposer.

2.18.2 The City reserves the right to delete any portion of the work at any time without cause, and if such right is exercised by the City, the total fee shall be reduced in the same ratio as the estimated cost of the work deleted bears to the estimated cost of the work originally planned. If work has already been accomplished and approved by the City on any portion of a contract resulting from this RFQ, the successful Proposer shall be paid for the work completed on the basis of the estimated percentage of completion of such portion to the total project cost.

2.18.3 The City may require additional items or services of a similar nature, but not specifically listed in the contract. The successful Proposer agrees to provide such items or services and shall provide the City prices on such additional items or services. If the price(s) offered are not acceptable to the City, and the situation cannot be resolved to the satisfaction of the City, the City reserves the right to procure those items or services from other vendors, or to cancel the contract upon giving the successful Proposer thirty (30) days written notice.

2.18.4 If the successful Proposer and the City agree on modifications or revisions to the task elements after the City has approved work to begin on a particular task or project, and a budget has been established for that task or project, the successful Proposer will submit a revised budget to the City for approval prior to proceeding with the work.

2.19 No Exclusive Contract

Proposer agrees and understands that the contract shall not be construed as an exclusive arrangement and further agrees that the City may, at any time, secure similar or identical services from another vendor at the City's sole option.

2.20 Contract Agreement

Any subsequent contract will be subject to the Agreement included as an attachment and made a part of this RFQ.

2.21 Contract Period

The contract term shall commence upon date of award by the City.

2.22 Unauthorized Work

The successful Consultant(s) shall not begin work until a Contract has been awarded by the City Commission and a notice to proceed has been issued. Consultant(s) agree and understand that a Purchase Order shall be issued and provided to the Consultant(s) following Commission award.

2.23 Payment Method The City shall make payment to the Consultant through utilization of the City's P-Card Program. The City has implemented a Purchasing Card (P-Card) Program utilizing the MasterCard and Visa networks. Purchases from this contract will be made utilizing the City's Purchasing Card. Consultant will receive payment from the purchasing card in the same manner as other credit card purchases.

Accordingly, Consultant must presently have the ability to accept these credit cards or take whatever steps necessary to implement the ability before the start of the contract term, or contract award by the City. All costs associated with the Consultant's participation in this purchasing program shall be borne by the Consultant. The City reserves the right to revise this program as necessary.

2.24 Payment Card Industry (PCI) Compliance

Consultant agrees to comply with all applicable state, federal and international laws, as well as industry best practices, governing the collection, access, use, disclosure, safeguarding and destruction of Protected Information.

Consultant and any subconsultant that handles credit card data must be, and remain, PCI compliant under the current standards and will provide documentation confirming compliance upon request by the City of Fort Lauderdale. Failure to produce documentation could result in termination of the contract.

2.25 Prohibition Against Contingent Fees

The architect (or registered surveyor and mapper or professional engineer, as applicable) warrants that he or she has not and will not employ or retain any company or person, other than a bona fide employee working solely for the architect (or registered surveyor and mapper, or professional engineer, as applicable) to solicit or secure an agreement pursuant to this competitive solicitation and that he or she has not and will not pay or agree to pay any person, company, corporation, individual, or firm, other than a bona fide employee working solely for the architect (or registered surveyor and mapper or professional engineer, as applicable) any fee, commission, percentage, gift, or other consideration contingent upon or resulting from an award or making of an agreement pursuant to this competitive solicitation.

2.26 Indemnity/Hold Harmless Agreement

The Consultant shall indemnify and hold harmless the City, and its officers and employees, from liabilities, damages, losses, and costs, including, but not limited to, reasonable attorneys' fees, to the extent caused by the negligence, recklessness, or intentionally wrongful conduct of the Consultant and other persons employed or utilized by the design professional in the performance of the contract.

2.27 Substitution of Personnel

It is the intention of the City that the Proposer's personnel proposed for the contract will be available for the contract term. In the event the Proposer wishes to substitute personnel, the Proposer shall propose personnel of equal or higher qualifications, and all replacement personnel are subject to City approval. In the event substitute personnel are not satisfactory to the City and the matter cannot be resolved to the satisfaction of the City, the City reserves the right to cancel the Contract for cause. See Section 5.09 of the General Conditions.

2.28 Ownership of Work

The City shall have full ownership and the right to copyright, otherwise limit, reproduce, modify, sell, or use all of the work or product produced under this Contract without payment of any royalties or fees to the Consultant above the agreed hourly rates and related costs.

2.29 Canadian Companies

In the event Consultant is a corporation organized under the laws of any province of Canada or is a Canadian federal corporation, the City may enforce in the United States of America or in Canada or in both countries, a judgment entered against the Consultant. The Consultant

waives any and all defenses to the City's enforcement in Canada of a judgment entered by a court in the United States of America. All monetary amounts set forth in this Contract are in United States dollars.

2.30 Instructions

Careful attention must be given to all requested items contained in this RFQ. Proposers are invited to submit responses in accordance with the requirements of this RFQ. Please read the entire solicitation before submitting a proposal. Firms must provide a response to each requirement of the RFQ. Responses should be prepared in a concise manner with an emphasis on completeness and clarity. Firm's notes and comments may be rendered on an attachment, provided the same format of this RFQ text is followed. All responses shall be submitted electronically through the City's online strategic sourcing platform as stated in Section 4.1.

2.31 Discrepancies, Errors and Omissions

Any discrepancies, errors, or ambiguities in the RFQ or addenda should be reported in writing to the City's Procurement Services Division. Should it be necessary, a written addendum will be incorporated into the RFQ. The City will NOT be responsible for any oral instructions, clarifications, or other communications.

2.32 Non-Discrimination

The Consultant shall not discriminate against its employees based on the employee's race, color, religion, gender, gender identity, gender expression, marital status, sexual orientation, national origin, age, disability, or any other protected classification as defined by applicable law.

1. The Consultant certifies and represents that the Consultant offers the same health benefits to the domestic partners of its employees as are offered its employees' spouses or offers its employees the cash equivalent of such health benefits because it is unable to provide health benefits to its employees' domestic partners, and that the Consultant will comply with Section 2-187, Code of Ordinances of the City of Fort Lauderdale, Florida, (2025), as may be amended or revised, ("Section 2-187"), during the entire term of this Agreement.
2. The failure of the Consultant to comply with Section 2-187 shall be deemed to be a material breach of this Agreement, entitling the City to pursue any remedy stated below or any remedy provided under applicable law.
3. The City may terminate this Agreement if the Consultant fails to comply with Section 2-187.
4. The City may retain all monies due or to become due until the Consultant complies with Section 2-187.
5. The Consultant may be subject to debarment or suspension proceedings. Such proceedings will be consistent with the procedures in section 2-183 of the Code of Ordinances of the City of Fort Lauderdale, Florida.

2.33 E-Verify

As a condition precedent to the effectiveness of this Agreement, pursuant to Section 448.095, Florida Statutes (2025), as may be amended or revised, the Consultant and its subcontractors shall register with and use the E-Verify system to electronically verify the employment eligibility of newly hired employees.

1. The Consultant shall require each of its subconsultants, if any, to provide the Consultant with an affidavit stating that the subconsultant does not employ, contract with, or subcontract with an unauthorized alien. The Consultant shall maintain a copy of the subconsultant's affidavit for the duration of this Agreement and in accordance with the public records requirements of this Agreement.
2. The City, the Consultant, or any subcontractor who has a good faith belief that a person or entity with which it is contracting has knowingly violated Subsection 448.09(1), Florida Statutes (2025), as may be amended or revised, shall terminate the contract with the person or entity.
3. The City, upon good faith belief that a subcontractor knowingly violated the provisions of Subsection 448.095(5), Florida Statutes (2025), as may be amended or revised, but that the Consultant otherwise complied with Subsection 448.095(5), Florida Statutes (2025), as may be amended or revised, shall promptly notify Consultant and order the Consultant to immediately terminate the contract with the subcontractor, and the Consultant shall comply with such order.
4. A contract terminated under Subparagraph 448.095(5)(c)1. or 2., Florida Statutes (2025), as may be amended or revised, is not a breach of contract and may not be considered as such. If the City terminates this contract under Paragraph 448.095(5)(c), Florida Statutes (2025), as may be amended or revised, the Consultant may not be awarded a public contract for at least one year after the date on which the contract was terminated. The Consultant is liable for any additional costs incurred by the City as a result of termination of this Agreement.
5. Consultant shall include in each of its subcontracts, if any, the requirements set forth in this Section 2.33, including this subparagraph, requiring any and all subcontractors, as defined in Subsection 448.095(1)(e), Florida Statutes (2025), as may be amended or revised, to include all of the requirements of this Section 2.33 in their subcontracts. Consultant shall be responsible for compliance by any and all subcontractors, as defined in Subsection 448.095(1)(e), Florida Statutes (2025), as may be amended or revised, with the requirements of Section 448.095, Florida Statutes (2025), as may be amended or revised.

2.34 **ANTI-HUMAN TRAFFICKING, KIDNAPPING, CUSTODY AND RELATED OFFENSES**

Bidder, proposer, quoter, or any other respondent to any City solicitation/notice or serving as a City consultant, contractor, vendor or otherwise entering into any contract (including, without limitation, contract renewal, extension, amendment as applicable) with the City affirms and stipulates that it is not in violation of Section 787.06(13) of the 2025 Florida Statutes entitled "Kidnapping; Custody Offenses; Human Trafficking and Related Offenses." The entity (which includes any business entity however formed/ incorporated) intending to provide goods or services by submitting a response to a city solicitation further affirms to the City as a governmental entity defined in Section 287.138(1) of the 2025 Florida Statutes that it does not use coercion for labor or services as defined in Section 787.06 of the 2025 Florida Statutes.

END OF SECTION

SECTION III - SCOPE OF SERVICES

3.1 Purpose

The City of Fort Lauderdale is seeking the services of a qualified consulting firm to provide Professional Architectural Services. The following is a list of services that may be required on an as-needed basis as requested by the City. This list shall not be construed as an exclusive list of activities that successful firm(s) may be engaged in. City shall have the right, in its sole and absolute discretion, to require additional services that are consistent with the scope of services and those activities typically performed by architects, engineers, and surveyors pursuant to Section 287.055 Florida Statutes, and for which the firm(s) are experienced, qualified and are able to perform if required:

1. Space Planning
2. Programming
3. Specifications
4. Architectural Design
5. Contract Administration
6. Cost Estimating, Planning and Scheduling
7. Architectural 3D Rendering and Animation Services
8. Interior Design
9. Landscape Architecture
10. ADA Analysis and Design
11. Sustainable Design
12. Building Performance Analysis
13. Historical Preservation
14. LEED Design
15. Structural Design
16. Mechanical, Electrical, Plumbing Design

3.2 Project Description

The CRAs intent is to develop Provident Park by adding new lavatories, splash pads, bad stands and historic structures. It is important to improve the park by adding functional benefits which will assist with the elimination of slum and blight within the Northwest Progresso Flagler Heights CRA per the CRA statue.

3.3 Scope of Services

The selected firm must have a minimum of five years of experience in providing full Architectural Services including programming, design, preparation of construction documents, permitting, bidding, bid evaluation, cost estimating, and construction administration. The selected firm will be required to assume full professional and legal responsibility by signing and affixing his or her seal to the attached drawings and specifications previously provided by ACAI Associates Inc to the City following Florida Statue 471.025 for successor engineer. The selected firm will be required to address the comments raised by the Building Department pertaining to an art structure that is within 5 feet of the property line that will need to be removed **outside of the 5ft buffer zone**. The firm selected shall provide such services as needed to successfully complete the project within the time and budget set forth and agreed upon during negotiations.

Quality Assurance/Quality Control:

The Consultant Architect shall be familiar with different agencies' permitting regulations and requirements and the City's design criteria, standards and specifications. The Consultant Architect is responsible for the professional quality, technical accuracy and coordination of design, drawings,

specification, cost estimates and other services furnished by the consultant and their sub-consultants.

Document Submittal Format

All documents generated as a result of this project will become the property of the City of Fort Lauderdale. All projects documents shall be provided in a digital and hard copy format meeting all City of Fort Lauderdale format requirements. The project drawings shall be prepared in AutoCAD, in the version currently utilized by the City Engineering Division at the time that deliverables are due, and shall meet the requirements as set forth in the City's CAD Specifications for Project Drawings current at the time of approval of the project. Plot files shall also be prepared and submitted which meet the stated City standards.

All reports cost estimates, calculations and project specifications and documents must be submitted in the Microsoft Office software format version current to the City's Engineering Division.

END OF SECTION

SECTION IV – SUBMITTAL REQUIREMENTS

4.1 Instructions

4.1.1 The City uses an online strategic sourcing platform to administer the competitive solicitation process, including but not limited to soliciting proposals, issuing addenda, responding to questions/requests for information. There is no charge to register and download the RFQ from the online strategic sourcing platform. Proposers are strongly encouraged to read the various vendor Guides and Tutorials available in the online strategic sourcing platform well in advance of their intention to submit a proposal to ensure familiarity with the use of the system. The City shall not be responsible for a proposer's inability to submit a proposal by the end date and time for any reason, including issues arising from the use of the online strategic sourcing platform.

All proposals must be submitted electronically.

4.1.2 Careful attention must be given to all requested items contained in this RFQ. Consultants are invited to submit proposals in accordance with the requirements of this RFQ. Please read the entire solicitation before submitting a proposal. Proposers must provide a response to each requirement of the RFQ. Proposals should be prepared in a concise manner with an emphasis on completeness and clarity. Consultant's notes, exceptions, and comments may be rendered on an attachment, provided the same format of this RFQ text is followed.

4.1.3 All information submitted by proposer shall be typewritten or provided as otherwise instructed to in the RFQ. Proposers shall use and submit any applicable or required forms provided by the City and attach such to its response. Failure to use the forms may cause the proposal to be rejected and deemed non-responsive.

The Proposer understands that the information contained in its proposal pages is to be relied upon by the City in awarding the proposed Agreement, and such information is warranted by the proposer to be true. The Proposer agrees to furnish such additional information, prior to acceptance of any proposal, relating to the qualifications of the proposer, as may be required by the City.

4.1.4 Proposals shall be submitted by an authorized representative of the firm. Proposals must be submitted in the business entity's name by the President, Partner, Officer or Representative authorized to contractually bind the business entity. Proposals shall include an attachment evidencing that the individual submitting the proposal does in fact have the required authority stated herein.

4.1.5 All proposals are the property of the City. Subject to certain statutory exemptions, all records made or received by the City in connection with this RFQ, including the Proposer's response to this RFQ, are public records subject to public inspection and copying. Any language contained in the Proposer's response to the RFQ purporting to require confidentiality of any portion of the Proposer's response to the RFQ, except to the extent that certain information is, in the City's opinion, a trade secret or otherwise exempt from disclosure or confidential pursuant to Florida law, shall be void. In the event the Proposer submits any documents or other information to the City which the Proposer claims is a trade secret or otherwise exempt from disclosure or confidential pursuant to Florida, the Proposer must clearly indicate that it is asserting that the document or information is exempt from disclosure or confidential. The Proposer must specifically identify the statutory authority for the exemption claimed. The City shall be the final arbiter of whether any information contained in the Proposer's response to

the RF constitutes a trade secret or is otherwise exempt from disclosure or confidential. The City's determination of whether an exemption applies shall control, and the Proposer agrees to defend, indemnify, and hold harmless the city and the city's officers, employees, and agents from and against any loss or damages incurred by any person or entity as a result of the City's treatment of any information submitted by the Proposer as a trade secret or otherwise exempt from disclosure or confidential and the City's treatment of any information submitted by the Proposer as public record. Proposals purporting to be subject to copyright protection in full or in part will be rejected. EXCEPT FOR CLEARLY MARKED PORTIONS THAT ARE BONA FIDE TRADE SECRETS OR OTHERWISE CONFIDENTIAL PURSUANT TO FLORIDA LAW, DO NOT MARK YOUR RESPONSE TO THE RFQ AS PROPRIETARY OR CONFIDENTIAL. DO NOT MARK YOUR RESPONSE TO THE RFQ OR ANY PART OF YOUR RESPONSE TO THE RFP AS COPYRIGHTED.

4.1.6 IF THE CONSULTANT HAS QUESTIONS REGARDING THE APPLICATION OF CHAPTER 119, FLORIDA STATUTES (2025), TO THE CONSULTANT'S DUTY TO PROVIDE PUBLIC RECORDS RELATING TO THIS AGREEMENT, CONTACT THE CUSTODIAN OF PUBLIC RECORDS AT PRRCONTRACT@FORTLAUDERDALE.GOV, 954-828-5002, CITY CLERK'S OFFICE, 1 EAST BROWARD BOULEVARD, SUITE 444, FORT LAUDERDALE, FLORIDA 33301.

Consultant shall:

1. Keep and maintain public records required by the City in order to perform the service.
2. Upon request from the City's custodian of public records, provide the City with a copy of the requested records or allow the records to be inspected or copied within a reasonable time at a cost that does not exceed the cost provided in Chapter 119, Florida Statutes (2025), as may be amended or revised, or as otherwise provided by law.
3. Ensure that public records that are exempt or confidential and exempt from public records disclosure requirements are not disclosed except as authorized by law for the duration of the contract term and following completion of this Agreement if the Consultant does not transfer the records to the City.
4. Upon completion of the Agreement, transfer, at no cost, to the City all public records in possession of the Consultant or keep and maintain public records required by the City to perform the service. If the Consultant transfers all public records to the City upon completion of this Agreement, the Consultant shall destroy any duplicate public records that are exempt or confidential and exempt from public records disclosure requirements. If the Consultant keeps and maintains public records upon completion of this Agreement, the Consultant shall meet all applicable requirements for retaining public records. All records stored electronically must be provided to the City, upon request from the City's custodian of public records, in a format that is compatible with the information technology systems of the City.

4.1.7 By submitting a response, Proposer is confirming that the firm has not been placed on the convicted vendors list as described in Section 287.133(2)(a), Florida Statutes; that the only person(s), company or parties interested in the proposal as principals are named therein; that

the proposal is made without collusion with any other person(s), company or parties submitting a proposal; that it is in all respects fair and in good faith, without collusion or fraud; and that the signer of the proposal has full authority to bind the firm.

4.2 Contents of the Proposal

The City deems certain documentation and information important in the determination of responsiveness and for the purpose of evaluating responses. Responses should seek to avoid information in excess of that requested, must be concise, and must specifically address the issues of this RFQ. The City prefers that responses be no more than 100 pages in one complete pdf document. The proposals should be organized, divided and indexed into the sections indicated herein. These are not inclusive of all the information that may be necessary to properly evaluate the proposal and meet the requirements of the scope of work and/or specifications. Additional documents and information should be provided as deemed appropriate by the respondent in response to specific requirements of the RFQ.

Note: Do not include pricing - Compensation will be requested and considered only during the competitive negotiations process.

4.2.1 Table of Contents

The table of contents should outline in sequential order the major areas of the submittal, including enclosures. All pages should be consecutively numbered and correspond to the Table of Contents.

4.2.2 Executive Summary

Each proposer must submit an executive summary that identifies the business entity, its background, main office(s), and office location that will service this contract. Identify the officers, principals, supervisory staff and key individuals who will be directly involved with the work and their office locations. The executive summary should also summarize the key elements of the proposal.

4.2.3 Firm Qualifications and Experience

Respondents must provide documentation that demonstrates their ability to satisfy all of the minimum qualification requirements. A Standard Form 330 may be used to provide this information. Indicate the firm's number of years of experience in providing the professional services as it relates to the work contemplated. Provide details of past projects for agencies of similar size and scope, including information on your firm's ability to meet time and budget requirements. Indicate the firm's initiatives towards its own sustainable business practices that demonstrate a commitment to conservation. Indicate business structure, i.e. Corp., Partnership, LLC. Firm should be registered as a legal entity in the State of Florida; Minority or Woman owned Business (if applicable); company address, phone number, fax number, e-mail address, web site, contact person(s), etc. Relative size of the firm, including management, technical and support staff; licenses and any other pertinent information shall be submitted.

4.2.4 Qualifications of the Project Team

List the members of the project team (**maybe on a Standard Form 330 if you choose**). Provide a list of the personnel to be used on each project and their qualifications. Providing this information on an organizational chart is recommended. A brief résumé, including education, experience, licenses, and any other pertinent information shall be included for each team member, including subconsultants to be assigned to each project. Explain how each project team member will contribute to the project, in what capacity, and the level of

involvement they will have. Each résumé should not exceed two (2) pages in length. Provide any other documentation that demonstrates their ability to satisfy all of the minimum qualification requirements. Submittals that do not contain such documentation may be deemed non-responsive.

4.2.5 Approach to Scope of Work

- Provide in concise narrative form, your understanding of the City's needs, goals and objectives as they relate to the scope of services and overall project, and your overall approach to accomplishing the project.
- Give an overview of your proposed vision, ideas and methodology. Describe your proposed approach to the project. As part of the project approach, the firm shall propose a scheduling methodology (timeline) for effectively managing and executing the work in the optimum time.
- Also provide information on your firm's current workload and how this project will fit into your workload. Describe the firm's current and anticipated workload. Include a summary of current projects and anticipated completion timeframes. Describe how City tasks will be prioritized within your organization, and the availability of the project team to commit towards this project.
- Describe available facilities, technological capabilities and other available resources you offer for the project.
- Provide a proposed (realistic) schedule from Notice to Proceed until the construction drawings are issued. The City expects this project to be completed expeditiously, and the City reserves the right to make adjustments to this schedule as necessary.

4.2.6 References

Provide at least three references, preferably government agencies, for projects with similar scope as listed in this RFQ. Information should include:

Client Name, address, contact person telephone and e-mail address (E-mail will be primary means of contact).

Description of work (types of projects completed).

Your firm's involvement in the projects

Year(s) the projects were completed.

Total Design Services Cost (estimated and actual).

Note: Do not include City of Fort Lauderdale work or staff as references to demonstrate your capabilities. The Committee is interested in work experience and references from other than the City.

4.2.7 Minority/Women (M/WBE) Participation

If your firm is a certified minority business enterprise as defined by the Florida Small and Minority Business Assistance Act of 1985, provide copies of your certification(s). If your firm is not a certified M/WBE, describe your company's previous efforts, as well as planned efforts in meeting M/WBE procurement goals under Florida Statutes 287.09451.

4.2.8 Subconsultants

Consultant must clearly identify any subconsultants that may be utilized during the term of this contract.

4.2.9 Required Forms

a. Sample Insurance Certificate

Demonstrate your firm's ability to comply with insurance requirements. Provide a previous certificate or other evidence listing the Insurance Companies' names for both Professional Liability and General Liability, and the dollar amounts of the coverage.

b. Local Business Preference Certification

c. Disadvantaged Business Enterprise Preference Certification

d. Non-Collusion Statement

e. Non-Discrimination Certification Form

f. E-Verify Affirmation Statement

g. Contract Payment Method [if applicable]

h. Bid/Proposal Certification

i. Affidavit of Compliance with Foreign Entity Laws

j. Reference Form

k. Drug Free Workplace Certification

4.3 By submitting a proposal, each firm is confirming that the firm has not been placed on the convicted vendors list as described in Section 287.133(2)(a), Florida Statutes.

4.4 Before awarding a contract, the City reserves the right to require that a firm submit such evidence of its qualifications as the City may deem necessary. Further, the City may consider any evidence of the financial, technical, and other qualifications and abilities of a firm or principals, including previous experiences of same with the City and performance evaluation for services, in making the award in the best interest of the City.

END OF SECTION

SECTION V - EVALUATION AND AWARD

5.1 Evaluation Procedure

- 5.1.1** Evaluation of the submittals will be conducted by an Evaluation Committee, consisting of a minimum of three members of City staff or other persons selected by the City Manager or designee. All committee members must be present at scheduled evaluation meetings. Submittals shall be evaluated based upon the information and references contained in the proposal as submitted. Evaluation procedures shall be governed by the Consultants' Competitive Negotiation Act, Section 287.055, Florida Statutes (2025), as may be amended or revised. Any firm(s) involved in a joint venture in its proposal will be evaluated individually, as each firm of the joint venture would have to stand on its own merits.
- 5.1.2** The Committee shall short list no fewer than three (3) submittals, assuming that three or more submittals have been received, that it deems best satisfy the weighted criteria set forth herein and attempt to select the best qualified firm(s) for the particular discipline. The Committee shall then hold discussions, conduct interviews, and/or require oral presentations with all short-listed firms. The Committee shall then re-rank the short-listed firms based upon the information provided in interviews and/or presentations, the materials presented, the firm's responses to the RFQ, and deliberations of the Evaluation Committee at publicly advertised evaluation meetings. The City may request, and the firm shall provide additional information deemed necessary by the Evaluation Committee to conduct evaluations.
- 5.1.3** If the City manager or his/her designee is unable to negotiate a satisfactory contract with the first-ranked firm, negotiations with that firm shall be formally terminated. Upon termination of said negotiations, negotiations shall then be undertaken with the second-ranked firm, with this process being repeated until an agreement is reached which is then recommended and formally approved by the City Commission or until the short-list is exhausted in which case a new Request for Qualifications may be undertaken.

5.2 Evaluation Criteria

- 5.2.1** In accordance with Section 287.055, Florida Statutes (2025), in determining whether a firm is qualified, the agency shall consider such factors as the ability of professional personnel; whether a firm is a certified minority business enterprise; past performance; willingness to meet time and budget requirements; location; recent, current, and projected workloads of the firms; and the volume of work previously awarded to each firm by the City, with the object of effecting an equitable distribution of contracts among qualified firms, provided such distribution does not violate the principle of selection of the most highly qualified firms. The City may request, accept, and consider proposals for the compensation to be paid under the contract only during competitive negotiations under Subsection 287.055(5), Florida Statutes (2025).
- 5.2.2** The City uses a mathematical formula to determine the scoring for each individual responsive and responsible firm based on the weighted criteria stated herein. Each evaluation committee member will rank each firm by criteria, giving their first ranked firm as number 1, the second ranked firm number 2, and so on. The City shall average the ranking for each criterion, for all evaluation committee members, and then multiply that average ranking by the weighted criteria identified herein. The lowest average final ranking score will determine the recommendation by the evaluation committee to the City Manager.

5.2.3 Weighted Criteria

<u>Criteria</u>	<u>Percentage</u>
Firm's Qualifications and Experience	30%
Project Team Qualification and Experience	25%
Approach to Scope	35%
References	10%
Total Percentage	100%

5.3 Contract Award

5.3.1 The City reserves the right to award a contract to that Consultant who will best serves the interest of the City. The City reserves the right, based upon its deliberations and in its opinion, to accept or reject any or all submittals. The City also reserves the right to waive minor irregularities or variations of the submittal requirements and RFQ process.

5.3.2 Upon award of a Contract by the City Commission, the City Manager is authorized to execute the Contract on behalf of the City.

5.3.3 The City Manager shall appoint a contract administrator or project manager for the contract to assure compliance with the contract and applicable law. The contract administrator or project manager shall review all pay requests or deny same as required prior to approval by the City Manager.

END OF SECTION

AGREEMENT

between

City of Fort Lauderdale

and

(company name)

for

(RFQ)

RFQ Event No. _____

SAMPLE AGREEMENT

AGREEMENT

THIS IS AN AGREEMENT made and entered into this ____ day of _____, 202__, by and between:

CITY OF FORT LAUDERDALE, a Florida municipality, (hereinafter referred to as "CITY")

and

(COMPANY NAME), a Florida company/corporation (hereinafter referred to as "CONSULTANT")

WHEREAS, the City Commission of the City of Fort Lauderdale, Florida at its meeting of _____, 202__, authorized by motion the execution of this Agreement between CONSULTANT and CITY authorizing the performance of _____, RFQ No. _____, incorporated herein, (the "Agreement"); and

WHEREAS, the CONSULTANT is willing and able to render professional services for such project for the compensation and on the terms hereinafter set forth;

NOW, THEREFORE, in consideration of the mutual covenants, agreements, terms, and conditions contained herein, the Parties hereto, do agree as follows:

ARTICLE 1 DEFINITIONS AND IDENTIFICATIONS

For the purposes of this Agreement and the various covenants, conditions, terms and provisions which follow, the DEFINITIONS and IDENTIFICATIONS set forth below are assumed to be true and correct and are therefore agreed upon by the Parties.

- 1.1 AGREEMENT: Means this document between the CITY and CONSULTANT dated _____, 2025, and any duly authorized and executed Amendments to Agreement.
- 1.2 BASIC SERVICES: Services performed by CONSULTANT for authorized scope of work for the Project phase described in this Agreement and listed in Exhibit "A," Scope of Services.
- 1.3 CONSULTANT'S PERIODIC ESTIMATE FOR PAYMENT: A statement by CONSULTANT based on observations at the site and on review of documentation submitted by the Contractor that by its issuance recommends that CITY pay identified amounts to the Contractor for services performed by the Contractor on the Project.

- 1.4 CHANGE ORDER: A written order executed by both Parties to the CONSULTANT approved by the CITY authorizing a revision of this Agreement between the CITY and CONSULTANT that is directly related to the original scope of work or an adjustment in the original contract price or the contract time directly related to the original scope of work, issued on or after the effective date of this Agreement.
- 1.5 CITY: The City of Fort Lauderdale, a Florida municipality.
- 1.6 CITY MANAGER: The City Manager of the City of Fort Lauderdale, Florida.
- 1.7 COMMISSION: The City Commission of the City of Fort Lauderdale, Florida, which is the governing body of the CITY government.
- 1.8 CONSTRUCTION COST: The total construction cost to CITY of all elements of the Project designed or specified by CONSULTANT.
- 1.9 CONSTRUCTION COST LIMIT: A maximum construction cost limit established by the CITY defining the maximum budget amount to which the final construction documents should be designed so as not to exceed.
- 1.10 CONSTRUCTION DOCUMENTS: Those working drawings and specifications and other writings setting forth in detail and prescribing the work to be done, the materials, workmanship and other requirements for construction of the entire Project, including any bidding information.
- 1.11 CONSULTANT: _____, the CONSULTANT selected to perform professional services pursuant to this Agreement.
- 1.12 CONTRACT ADMINISTRATOR: The (Department) Director for the City of Fort Lauderdale, or his designee. In the administration of this Agreement, as contrasted with matters of policy, all parties may rely upon instructions or determinations made by the Contract Administrator.
- 1.13 CONTRACT DOCUMENTS: Any or all of the following documents: The Solicitation (City of Fort Lauderdale Request for Qualifications (RFQ) Event No. _____), this Agreement, all Exhibits attached to this Agreement, City approved Change Orders, Addenda or Amendments to all related documents to the Change Orders, Specifications (quality) and drawings (location and quantity) of CONSULTANT, CONSULTANT'S response to City of Fort Lauderdale RFQ Event No. _____.
- 1.14 CONTRACTOR: One or more individuals, firms, corporations, or other entities identified as such by a written agreement with CITY ("Contract for Construction") to perform the construction services required to complete the Project.

- 1.15 DEPARTMENT DIRECTOR: The (Department) Director for the City of Fort Lauderdale.
- 1.16 ERROR: A mistake in design, plans and/or specifications that incorporates into those documents an element that is incorrect and is deficient from the standard of care that a professional engineer in similar circumstances, working on a similar project and location would have exercised. Also includes mistakes in design, plans, specifications and/or shop drawings review that lead to materials and/or equipment being ordered and/or delivered where additional costs are incurred.
- 1.17 FINAL STATEMENT OF PROBABLE CONSTRUCTION COSTS: A final cost estimate prepared by CONSULTANT during the Final Design Phase of the Project, based upon the final detailed Construction Documents of the Project.
- 1.18 NOTICE TO PROCEED: A written Notice to Proceed with the Project issued by the Contract Administrator.
- 1.19 OMISSION: A scope of work missed by CONSULTANT that is necessary for the Project, including a quantity miscalculation, which was later discovered and added by Change Order and which is deficient from the standard of care that a professional engineer in similar circumstances, working on a similar project and location would have exercised. Also includes design that was wrong, but was corrected after award to the Contractor, but before the construction process was materially affected.
- 1.20 ORIGINAL CONTRACT PRICE: The original bid and/or contract price as awarded to a Contractor based upon CONSULTANT's final detailed Construction Documents of the Project.
- 1.21 PLANS AND SPECIFICATIONS: The documents setting forth the final design plans and specifications of the Project, including architectural, civil, structural, mechanical, electrical, communications and security systems, materials, lighting equipment, site and landscape design, and other essentials as may be appropriate, all as approved by CITY as provided in this Agreement.
- 1.22 PRELIMINARY PLANS: The documents prepared by CONSULTANT consisting of preliminary design drawings, renderings and other documents to fix and describe the size and character of the entire Project, and the relationship of Project components to one another and existing features.
- 1.23 PROJECT: An agreed scope of work for accomplishing a specific plan or development. This may include, but is not limited to, planning, architectural, engineering, and construction support services. The services to be provided by CONSULTANT shall be as defined in this Agreement and further detailed in

Task Orders for individual projects or combinations of projects. The Project planning, design and construction may occur in separate phases and Task Orders at the CITY's discretion.

- 1.24 RESIDENT PROJECT REPRESENTATIVE: Individuals or entities selected, employed, compensated by and directed to perform services on behalf of CITY, in monitoring the Construction Phase of the Project to completion.
- 1.25 SUBCONTRACTOR/SUBCONSULTANT: A person or an entity that provides labor, supplies, or services to or for a contractor in exchange for salary, wages, or other remuneration, as defined in Section 448.095, Florida Statutes (2025).
- 1.26 SUBSTANTIAL COMPLETION: The CITY will consider the work substantially complete when the Contractor submits nearly 100% complete of major deliverables (i.e. Drawings, Specifications, Reports, Renderings) as described in this Agreement to the satisfaction of the City.
- 1.27 TASK ORDER: A document setting forth a negotiated detailed scope of services to be performed by CONSULTANT at fixed contract prices in accordance with this Agreement between the CITY and CONSULTANT.
- 1.28 TIME OF COMPLETION: Time in which the entire work shall be completed for this Agreement.

ARTICLE 2
PREAMBLE

In order to establish the background, context and frame of reference for this Agreement and to generally express the objectives and intentions of the respective parties hereto, the following statements, representations and explanations shall be accepted as predicates for the undertakings and commitments included within the provisions of this Agreement which follow and may be relied upon by the parties as essential elements of the mutual considerations upon which this Agreement is based.

- 2.1 Pursuant to Section 287.055, Florida Statutes (2025), as may be amended or revised, CITY formed a Committee to evaluate CONSULTANT's statement of qualifications and performance data to ensure that CONSULTANT met the requirements of the Consultants' Competitive Negotiation Act, as set forth in Section 287.055, Florida Statutes (2025), as may be amended or revised and selected CONSULTANT to perform services hereunder.

ARTICLE 3
SCOPE OF SERVICES

- 3.1 The CONSULTANT shall perform the following professional services: Architectural Services for Provident Park as more specifically described in Exhibit "A," Scope of Services, attached hereto and incorporated herein. CONSULTANT shall provide all services set forth in Exhibit "A" including all necessary, incidental and related activities and services required by the Scope of Services and contemplated in CONSULTANT's level of effort. CONSULTANT will perform the Services in accordance with standard industry practices, with the care, knowledge and skill expected of similar engineering firms. No other warranties, express or implied are made or intended.
- 3.2 CITY and CONSULTANT acknowledge that the Scope of Services does not delineate every detail and minor work tasks required to be performed by CONSULTANT to complete the Project. If, during the course of the performance of the services included in this Agreement, CONSULTANT determines that work should be performed to complete the Project which is in CONSULTANT's opinion, outside the level of effort originally anticipated, whether or not the Scope of Services identifies the work items, CONSULTANT shall notify Contract Administrator and obtain written approval by the CITY in a timely manner before proceeding with the work. Notice to Contract Administrator does not constitute authorization or approval by CITY to perform the work. The CITY shall not pay for any work that is not approved by the Contract Administrator in writing. If CONSULTANT proceeds with said work without notifying the Contract Administrator, said work shall be deemed to be within the original level of effort, whether specifically addressed in the Scope of Services, and at CONSULTANT's sole risk.
- 3.3 CITY and CONSULTANT acknowledge that Basic Services described in Exhibit "A" are included in the fee agreed upon. The CITY and CONSULTANT may negotiate additional scopes of services, compensation, time of performance and other related matters for future phases of Project. If CITY and CONSULTANT cannot contractually agree, CITY shall have the right to immediately terminate negotiations at no cost to CITY and procure services for future Project phases from another source.

ARTICLE 4
GENERAL PROVISIONS

- 4.1 Negotiations pertaining to the rates for professional services to be performed by CONSULTANT have been undertaken between CONSULTANT and CITY representatives pursuant to Section 287.055, Florida Statutes (2025), as may be amended or revised, and this Agreement incorporates the results of such negotiation.

- 4.2 CONSULTANT shall include CITY's specific agreement number and title as part of the heading on all correspondence, invoices and drawings. All correspondence shall be directed specifically to the Contract Administrator.

ARTICLE 5
PRIORITY OF PROVISIONS

- 5.1 The Contract Documents are intended to include all items necessary for the proper execution and completion of the work by CONSULTANT. Any labor, services, materials, supplies, equipment or documentation that may reasonably be inferred from the Contract Documents or trade usage from prevailing custom as being required to produce the indicated result will be provided whether or not specifically called for, at no additional cost to CITY. The Contract Documents are complementary, and wherever possible the provisions of the Contract Documents shall be construed in such manner as to avoid conflicts between provisions of the various Contract Documents. In the event of any inconsistency in the Contract Documents, where such inconsistency is not clarified by change order, addendum or amendment, the Contract Documents shall be construed according to the following priorities:

First priority: Approved Change Orders, Addenda or Amendments to all related documents.

Second priority: Specifications (quality) and Drawings (location and quantity) of CONSULTANT.

Third priority: This AGREEMENT.

Fourth priority: City of Fort Lauderdale Request for Qualifications No. RFQ _____.

Fifth priority: CONSULTANT's response to City of Fort Lauderdale Request for Qualifications No. RFQ_____.

- 5.2 Anything shown on the drawings and not mentioned in the specifications, shall have the same effect as if shown or mentioned respectively in both. In the event of a conflict among the Contract Documents, the latest, most stringent, and more technical requirement(s), including, but not limited to, issues of quantities or cost of the Work shall control.

Reference to standard specifications, manuals, rules, regulations, ordinances, laws or codes of any governmental authority, whether such reference be specific or by implication, shall mean the latest standard specification, manual, rule, regulation, ordinance, law or code in effect at the time of permit submittal.

ARTICLE 6
TERM OF AGREEMENT; TIME FOR PERFORMANCE

- 6.1 CONSULTANT shall perform the basic services described in Exhibit "A". The Project Activities and Time Schedule shall be automatically incorporated into this Agreement. Said time periods shall commence from the date of the Notice to Proceed for such services.
- 6.2 Prior to beginning the performance of any services under this Agreement, CONSULTANT must receive a Notice to Proceed. CONSULTANT must receive written approval from the Contract Administrator prior to beginning the performance of services in any subsequent phases of the Agreement. Prior to granting approval for CONSULTANT to proceed to a subsequent phase, the Contract Administrator may, at his or her sole option, require CONSULTANT to submit itemized deliverables for the Contract Administrator's review.
- 6.3 In the event CONSULTANT is unable to complete the above services because of delays resulting from untimely review by CITY or other governmental authorities having jurisdiction over the Project, and such delays are not the fault of CONSULTANT, or because of delays which were caused by factors outside the control of CONSULTANT, CITY shall grant a reasonable extension of time for completion of the services and shall provide reasonable compensation, if appropriate. It shall be the responsibility of the CONSULTANT to notify CITY promptly in writing whenever a delay in approval by a governmental agency is anticipated or experienced, and to inform CITY of all facts and details related to the delay.
- 6.4 In the event Contractor fails to substantially complete the Project on or before the substantial completion date specified in the project schedule with CITY or if Contractor is granted an extension of time beyond said substantial completion date, and CONSULTANT's services are extended beyond the substantial completion date, through no fault of CONSULTANT, CONSULTANT shall be compensated in accordance with Article 7 for all services rendered by CONSULTANT beyond the substantial completion date.
- 6.5 The term of this Agreement shall be limited to the time duration required to complete the basic services of the aforementioned project and any additional project related for additional services.

ARTICLE 7
COMPENSATION AND METHOD OF PAYMENT

7.1 AMOUNT AND METHOD OF COMPENSATION

7.1.1 Not-To-Exceed Amount Compensation

CITY agrees to pay CONSULTANT as compensation for performance of basic services as related to Exhibit "A" required under the terms of this Agreement up to a Not-to-Exceed Amount of **(AGREEMENT TOTAL IN WORDS) (\$ _____)**. It is agreed that the method of compensation is that of "Not-to-Exceed Amount" which means that CONSULTANT shall perform all services set forth in Exhibit "A" for total compensation in the amount of or less than that stated above. Compensation to be in accordance with the Cost Schedule and hourly billing rate schedule shown in Exhibit "B."

Except as required and provided for by the Florida Local Government Prompt Payment Act, CITY shall not be liable for interest for any reason, whether as prejudgment interest or for any other purpose, and in furtherance thereof Consultant waives, rejects, disclaims and surrenders any and all entitlement it has or may have to receive interest in connection with a dispute or claim based on or related to this Agreement.

A not-to-exceed proposal shall be accompanied by the CONSULTANT's estimate. The estimate shall detail the direct labor costs by categories of employees, work hours, and hourly rate; overhead; direct non-salary expenses and profit.

7.2 METHOD OF BILLING

7.2.1 Not-To-Exceed Amount Compensation

CONSULTANT shall submit billings, which are identified by the specific project number and title in a timely manner for all salary costs attributable to the Project. These billings shall identify the nature of the work performed for each phase, subtask, deliverable and item identified in the Exhibit "A" Scope of Services, the total hours of work performed and the employee category of the individuals performing same. The statement shall show a summary of salary costs with accrual of the total and credits for portions paid previously. Subconsultant fees must be documented by copies of invoices or receipts, which describe the nature of the expenses and contain a project number, title, or other identifier, which clearly indicates the expense, as identifiable to the Project. Except for meals and travel expenses, it shall be deemed unacceptable for CONSULTANT to modify

the invoice or receipt by adding a project number, title or other identifier. Internal expenses must be documented by appropriate CONSULTANT's cost accounting forms with a summary of charges by category. When requested, CONSULTANT shall provide backup for past and current invoices that records hours and salary costs by employee category and subconsultant fees on a task basis, so that total hours and costs by task may be determined.

7.3 REIMBURSABLES

7.3.1 Direct non-salary expenses, entitled Reimbursables, directly attributable to the Project will be charged at actual cost. Reimbursable expenses are in addition to the compensation for basic services and include actual expenditures made by the CONSULTANT and the CONSULTANT's employees directly attributable to the Project and will be charged at actual cost, without reference to the professional service fees above. CITY shall not withhold retainage from payments for Reimbursable Expenses. CONSULTANT shall be compensated for Reimbursables associated with this agreement only up to the Not-to-Exceed Amount of (REIMBURSABLE TOTAL IN WORDS) (\$_____). Any reimbursable or portion thereof which, when added to the Reimbursables related to this agreement previously billed, exceeds the amount allocated above for this agreement shall be the responsibility of the CONSULTANT unless otherwise agreed to in writing by the Contract Administrator. Travel and subsistence expenses for the CONSULTANT, his staff and subconsultants and communication expenses, long distance telephone, courier and express mail between CONSULTANT's and subconsultants' various offices are not reimbursable under this Agreement. Reimbursables shall include only the following listed expenses:

- A. Cost of reproduction, postage and handling of drawings and specifications which are required to deliver services set forth in this Agreement, excluding reproductions for the office use of the CONSULTANT. Reimbursable printing and photocopying expenses shall include only those prints or photocopies of original documents which are (i) exchanged among CONSULTANT, CITY and other third parties retained or employed by any of them or (ii) submitted to CITY for review, approval or further distribution. Documents, which are reproduced for CONSULTANT's internal drafts, reviews, or other purposes, are not eligible for reimbursement.
- B. Identifiable testing costs and special inspections approved by Contract Administrator.

- C. All permit fees paid to regulatory agencies for approvals directly attributable to the Project. These permit fees do not include those permits required for the construction Contractor.
- D. Overnight Delivery/Courier Charges (when CITY requires/requests this service).

7.3.2 Reimbursable subconsultant expenses are limited to the items described above when the subconsultant agreement provides for reimbursable expenses. A detailed statement of expenses must accompany any request for reimbursement. Travel to and from the Project site or within the Tri-County Area will not be reimbursed.

7.3.3 It is acknowledged and agreed to by CONSULTANT that the dollar limitation set forth in this section is a limitation upon, and describes the maximum extent of CITY's obligation to reimburse CONSULTANT for direct, non-salary expenses, but does not constitute a limitation, of any sort, upon CONSULTANT's obligation to incur such expenses in the performance of services hereunder. If CITY or Contract Administrator requests CONSULTANT to incur expenses not contemplated in the amount for Reimbursables, CONSULTANT shall notify Contract Administrator in writing before incurring such expenses. Any such expenses shall be reviewed and approved by CITY prior to incurring such expenses.

7.4 METHOD OF PAYMENT

7.4.1 CITY shall pay CONSULTANT in accordance with the Florida Prompt Payment Act. To be deemed proper, all invoices must comply with the requirements set forth in this Agreement and must be submitted on the form and pursuant to instructions prescribed by Contract Administrator.

7.4.2 CITY will review CONSULTANT's invoices and, if inaccuracies or errors are discovered in said invoice, CITY will inform CONSULTANT within ten (10) working days by mail and/or by email of such inaccuracies or errors and request that revised copies of all such documents be re-submitted by CONSULTANT to CITY.

7.4.3 Payments are scheduled to be made by CITY to CONSULTANT using a credit card/CITY Procurement Card (P-Card) or via check, whichever method is applicable to this agreement as determined by the solicitation. Payment will be made to CONSULTANT at:

(CONSULTANT's ADDRESS – include name of President etc., title, company name, address, telephone, e-mail)

ARTICLE 8
AMENDMENTS AND CHANGES IN SCOPE OF SERVICES

- 8.1 No modification, amendment or alteration in the terms or conditions contained herein shall be effective unless contained in a written Amendment prepared with the same formality as this Agreement and executed by the CITY and CONSULTANT.
- 8.2 CITY or CONSULTANT may request changes that would increase, decrease, or otherwise modify the Scope of Services to be provided under this Agreement. Such changes must be contained in a written amendment, executed by the Parties hereto, with the same formality and of equal dignity herewith, prior to any deviation from the terms of the Agreement including the initiation of any additional services. CITY shall compensate CONSULTANT for such additional services as provided in Article 7.
- 8.3 In the event a dispute between the Contract Administrator and CONSULTANT arises over whether requested services constitute additional services and such dispute cannot be resolved by the Contract Administrator and CONSULTANT; such dispute shall be promptly presented to the City Manager for resolution. The City Manager's decision shall be final and binding on the Parties for amounts in the aggregate under \$100,000. In the event of a dispute in an amount over \$100,000, the Parties agree to use their best efforts to settle such dispute. To this effect, they shall consult and negotiate with each other, in good faith and, recognizing their mutual interests, attempt to reach a just and equitable solution satisfactory to both Parties. If they do not reach such solution within a period of sixty (60) days, then upon notice to the other, either Party may commence litigation to resolve the dispute in Broward County, Florida. Any resolution shall be set forth in a written document in accordance with Section 8.2 above. During the pendency of any dispute, CONSULTANT shall promptly perform the disputed services.

ARTICLE 9
CONSULTANT'S RESPONSIBILITIES

- 9.1 The CONSULTANT, following the CITY's approval of the Construction Documents and of the Final Statement of Probable Construction Costs, shall, when so directed and authorized by the CITY, assist the CITY in estimating construction costs, reviewing proposals, and assist in awarding contracts for construction. If requested, CONSULTANT shall review and analyze the proposals received by the CITY and shall make a recommendation for any award based on the City of Fort Lauderdale Procurement Ordinance.
- 9.2 Estimates, opinions of probable construction or implementation costs, financial evaluations, feasibility studies or economic analyses prepared by CONSULTANT will represent its best judgment based on its experience and available information. The CITY recognizes that CONSULTANT has no control over costs of labor,

materials, equipment or services furnished by others or over market conditions or CONSULTANT's methods of determining prices, and that any evaluation of a facility to be constructed or work to be performed is speculative. Accordingly, CONSULTANT does not guarantee that proposals, bids or actual costs will not vary from opinions, evaluations or studies submitted by CONSULTANT.

9.3 Should the low or lowest responsive, responsible proposal exceed the Final Statement of Probable Construction Costs by ten percent (10%) or more, CONSULTANT shall, at the CITY's direction, redesign each Project and/or work with the CITY to reduce the costs to within the Final Statement of Probable Construction Costs at no additional expense to the CITY. In such a circumstance, the CITY may at its sole discretion, exercise any one or more of the following options:

- CONSULTANT shall be required to amend at the sole cost and expense of CONSULTANT, the Construction Drawings, Technical Specifications and Supplemental Conditions to enable the project to conform to a maximum of ten percent (10%) above the Estimated Construction Costs of the Project, such amendments to be subject to the written final acceptance and approval of same by the CITY;
- CONSULTANT shall be required to provide at the cost and expense of CONSULTANT re-bidding services and related items (including costs associated with regulatory review and approval of revised documents) as many times as requested by the CITY until the base bid of at least one "best value" bid falls within the factor of ten percent (10%) of the Estimated Construction Cost of the Project;
- The CITY may approve an increase in the Estimated Construction Cost of the Project;
- The CITY may reject all bids or proposals and may authorize re-bidding;
- The CITY may if permitted, approve a renegotiation of the Project within a reasonable time;
- The CITY may abandon the project and terminate CONSULTANT's work authorization and Services for the Project; or
- The CITY may select as many deductive alternatives as may be necessary to bring the award within ten percent (10%) of the Estimated Construction Costs of the Project.

It is expressly understood and agreed that the redesigning services required to keep the Project within ten percent (10%) of the Estimated Construction Cost shall

not be considered additional services and CONSULTANT agrees that it shall not seek compensation from the CITY for such Services.

- 9.4 The CONSULTANT may be requested to provide the CITY with a list of recommended, prospective proposers.
- 9.5 The CONSULTANT may be asked to attend all pre-bid/proposal conferences.
- 9.6 The CONSULTANT shall recommend any addenda, through the Contract Administrator, as appropriate to clarify, correct, or change proposal/bid documents.
- 9.7 If pre-qualification of proposers is required as set forth in the request for qualification, CONSULTANT shall assist the CITY, if requested, in developing qualification criteria, review qualifications and recommend acceptance or rejection of the proposers. If requested, CONSULTANT shall evaluate responses and respondents, and make recommendations regarding any award by the CITY.
- 9.8 The CITY shall make decisions on claims regarding interpretation of the Construction Documents, and on other matters relating to the execution and progress of the work after receiving a recommendation from CONSULTANT. CONSULTANT may also assist in approving progress payments to the Contractor based on each Project Schedule of Values and the percentage of work completed.
- 9.9 The CITY shall maintain a record of all Change Orders which shall be categorized according to the various types, causes, etc. that it may be determined are useful or necessary for its purpose. Among those shall be Change Orders identified as architectural/engineering Errors or Omissions.
 - 9.9.1 Unless otherwise agreed by both Parties in writing, it is specifically agreed that any change to the work identified as an Error on the part of CONSULTANT shall be considered for purposes of this Agreement to be an additional cost to the CITY which would not be incurred without the Error. Errors on the part of the CONSULTANT shall be rectified by the CONSULTANT with no additional cost to the CITY.
 - 9.9.2 Unless otherwise agreed by both Parties in writing, it is further specifically agreed for purposes of this Agreement that fifteen percent (15%) of the cost of Change Orders for any item categorized as an Omission shall be considered an additional cost to the CITY which would not be incurred without the Omission. So long as the total of those two numbers (Change Order costs of Errors plus fifteen percent (15%) of Omissions) remains less than two percent (2%) of the total Construction Cost of the Project, the CITY shall not look to CONSULTANT for reimbursement for Errors and Omissions.

- 9.9.3 Should the sum of the two as defined above (cost of Errors plus fifteen percent (15%) of the cost of Omissions) exceed two percent (2%) of the Construction Cost, the CITY shall recover the full and total additional cost to the CITY as a result of CONSULTANT's Errors and Omissions from CONSULTANT, that being defined as the cost of Errors plus fifteen percent (15%) of the cost of Omissions above two percent (2%) of the Construction Cost.
- 9.9.4 To obtain such recovery, the CITY shall deduct from CONSULTANT's fee a sufficient amount to recover all such additional cost to the CITY.
- 9.9.5 In executing this Agreement, CONSULTANT acknowledges acceptance of these calculations and to the CITY's right to recover same as stated above. The recovery of additional costs to the CITY under this paragraph shall not limit or preclude recovery for other separate and/or additional damages which the CITY may otherwise incur.
- 9.9.6 The Contract Administrator's decision as to whether a Change Order is caused by an Error or caused by an Omission, taking into consideration industry standards, shall be final and binding on both Parties for amounts in the aggregate under \$100,000 per project, subject to Section 9.3. In the event of a dispute in an amount over \$100,000, the Parties agree to use their best efforts to settle such dispute. To this effect, they shall consult and negotiate with each other, in good faith and, recognizing their mutual interests, attempt to reach a just and equitable solution satisfactory to both Parties. If they do not reach such solution within a period of sixty (60) days, then upon notice to the other, either Party may commence litigation to resolve the dispute in Broward County, Florida.

ARTICLE 10
CITY'S RESPONSIBILITIES

- 10.1 CITY shall assist CONSULTANT by placing at CONSULTANT's disposal, all information CITY has available pertinent to the Project including previous reports and any other data relative to design or construction of the Project.
- 10.2 CITY shall arrange for access to, and make all provisions for, CONSULTANT to enter upon public and private property as required for CONSULTANT to perform its services.
- 10.3 CITY shall review the itemized deliverables/documents identified per Exhibit A..
- 10.4 CITY shall give prompt written notice to CONSULTANT whenever CITY observes or otherwise becomes aware of any development that affects the scope or timing of CONSULTANT's services or any defect in the work of the CONSULTANT.

ARTICLE 11

MISCELLANEOUS

11.1 OWNERSHIP OF DOCUMENTS

All documents including, but not limited to, drawings, renderings, models, and specifications prepared or furnished by CONSULTANT, its dependent professional associates and consultants, pursuant to this Agreement shall be owned by the CITY.

Drawings, specifications, designs, models, photographs, reports, surveys and other data prepared in connection with this Agreement are and shall remain the property of the CITY whether the Project for which they are made is executed or not, and are subject to reuse by the CITY in accordance with Section 287.055(10), Florida Statutes (2025), as may be amended or revised. They are not intended or represented to be suitable for reuse by the CITY or others on extensions of this Project or on any other project without appropriate verification or adaptation. Any reuse, except for the specific purpose intended hereunder, will be at the CITY's sole risk and without liability or legal exposure to CONSULTANT or its subconsultants. This does not, however, relieve CONSULTANT of liability or legal exposure for errors, omissions, or negligent acts made on the part of CONSULTANT in connection with the proper use of documents prepared under this Agreement. Any such verification or adaptation may entitle CONSULTANT to further compensation at rates to be agreed upon by the CITY and CONSULTANT. This shall not limit the CITY's reuse of preliminary or developmental plans or ideas incorporated therein, should the Project be suspended or terminated prior

11.2 TERMINATION

11.2.1 Termination for Cause. It is expressly understood and agreed that the CITY may terminate this Agreement at any time for cause in the event that the CONSULTANT (1) violates any provisions of this Agreement or performs same in bad faith or (2) unreasonably delays the performance of the services or does not perform the services in a timely and satisfactory manner upon written notice to the CONSULTANT. Notice of termination shall be provided in accordance with Section 11.27. In the case of termination by the CITY for cause, the CONSULTANT shall be first granted a 10-working day cure period after receipt of written notice from the CITY. In the event that the Agreement is terminated, the CONSULTANT shall be entitled to be compensated for the services rendered and accepted by the CITY from the date of execution of the Agreement up to the time of termination. Such compensation shall be based on the fee as set forth above, wherever possible. For those portions of services rendered to which the applicable fee cannot be applied, payment shall be based upon the appropriate rates for the actual time spent on the Project. In the event that the CONSULTANT abandons this Agreement or through violation of any of the terms and conditions of this Agreement, causes it to be terminated,

CONSULTANT shall indemnify the CITY against any and all loss pertaining to this termination.

All finished or unfinished documents, data, studies, surveys, drawings, maps, models, photographs and reports prepared by CONSULTANT shall become the property of CITY and shall be delivered by CONSULTANT to the CITY within five (5) days of CITY's request. Upon payment of such sum by CITY to CONSULTANT, CITY shall have no further duties or obligations pursuant to or arising from this Agreement.

This Agreement may also be terminated by CITY upon such notice as CITY deems appropriate in the event CITY or Contract Administrator determines that termination is necessary to protect the public health, safety, or welfare.

Notice of termination shall be provided in accordance with Section 11.27, NOTICES, except that Contract Administrator may provide a prior verbal stop work order if the Contract Administrator deems a stop work order of this Agreement in whole or in part is necessary to protect the public's health, safety, or welfare. A verbal stop work order shall be promptly confirmed in writing as set forth in Section 11.27, NOTICES.

11.2.2 Termination for Convenience. In the event this Agreement is terminated for convenience, CONSULTANT shall be paid for any services performed and accepted by the CITY to the date the Agreement is terminated. Compensation shall be withheld until all documents specified in Section 11.3 of this Agreement are provided to the CITY. Upon being notified of CITY's election to terminate, CONSULTANT shall refrain from performing further services or incurring additional expenses under the terms of this Agreement. Under no circumstances shall CITY make payment for services which have not been performed.

11.2.3 Termination by CONSULTANT. CONSULTANT shall have the right to terminate this Agreement upon substantial breach by the CITY of its obligation under this Agreement as to unreasonable delay in payment or non-payment of undisputed amounts. CONSULTANT shall have no right to terminate this Agreement for convenience of the CONSULTANT.

11.3 AUDIT RIGHT AND RETENTION OF RECORDS

CITY shall have the right to audit the books, records, and accounts of CONSULTANT that are related to this Project. CONSULTANT shall keep such books, records, and accounts as may be necessary in order to record complete and correct entries related to the Project.

CONSULTANT shall preserve and make available, at reasonable times and upon

prior written notice for examination and audit by CITY all financial records, supporting documents, statistical records, and any other documents pertinent to this Agreement for the required retention period of the Florida Public Records Act (Chapter 119, Florida Statutes), if applicable, or, if the Florida Public Records Act is not applicable, for a minimum of three (3) years after termination of this Agreement. If any audit has been initiated and audit findings have not been resolved at the end of the retention period or three (3) years, whichever is longer, the books, records, and accounts shall be retained until resolution of the audit findings. If the Florida Public Records Act is determined by CITY to be applicable to CONSULTANT's records, CONSULTANT shall comply with all requirements thereof; however, no confidentiality or non-disclosure requirement of either federal or state law shall be violated by CONSULTANT. Any incomplete or incorrect entry in such books, records, and accounts shall be a basis for CITY's disallowance and recovery of any payment upon such entry.

11.4 NON-DISCRIMINATION, EQUAL EMPLOYMENT OPPORTUNITY, AND AMERICANS WITH DISABILITIES ACT

CONSULTANT shall not unlawfully discriminate against any person in its operations and activities in its use or expenditure of the funds or any portion of the funds provided by this Agreement and shall affirmatively comply with all applicable provisions of the Americans with Disabilities Act (ADA) in the course of providing any services funded in whole or in part by CITY, including Titles I and II of the ADA (regarding nondiscrimination or the basis of disability), and all applicable regulations, guidelines, and standards.

CONSULTANT's decisions regarding the delivery of services under this Agreement shall be made without regard to or consideration of race, age, religion, color, gender, sexual orientation, national origin, marital status, physical or mental disability, political affiliation, or any other factor which cannot be lawfully or appropriately used as a basis for service delivery.

CONSULTANT shall comply with Title I of the Americans with Disabilities Act regarding nondiscrimination on the basis of disability in employment and further shall not discriminate against any employee or applicant for employment because of race, age, religion, color, gender, sexual orientation, national origin, marital status, political affiliation, or physical or mental disability. In addition, CONSULTANT shall take affirmative steps to ensure nondiscrimination in employment against disabled persons. Such actions shall include, but not be limited to, the following: employment, upgrading, demotion, transfer, recruitment or recruitment advertising, layoff, termination, rates of pay, other forms of compensation, terms and conditions of employment, training (including apprenticeship), and accessibility.

CONSULTANT shall take affirmative action to ensure that applicants are

employed, and employees are treated without regard to race, age, religion, color, gender, sexual orientation, national origin, marital status, political affiliation, or physical or mental disability during employment. Such actions shall include, but not be limited to, the following: employment, upgrading, demotion, transfer, recruitment or recruitment advertising, layoff, termination, rates of pay, other forms of compensation, terms and conditions of employment, training (including apprenticeship), and accessibility.

11.5 MINORITY PARTICIPATION

The CONSULTANT shall make a good faith effort to help the CITY maintain and encourage Disadvantaged Business Enterprise (DBE) participation levels consistent with such historical levels and market conditions. The CONSULTANT may be required to document all such efforts and supply the CITY with this documentation at the end of the Project, or in cases where projects are longer than one year, each CITY fiscal year.

11.6 PUBLIC ENTITY CRIMES ACT

In accordance with the Public Crimes Act, Section 287.133, Florida Statutes (2025), as may be amended or revised, a person or affiliate who is a contractor, consultant or other provider, who has been placed on the convicted vendor list following a conviction for a public entity crime may not submit a bid on a contract to provide any goods or services to the CITY, may not submit a bid on a contract with the CITY for the construction or repair of a public building or public work, may not submit bids on leases of real property to the CITY, may not be awarded or perform work as a contractor, supplier, subcontractor, or consultant under a contract with the City, and may not transact any business with the CITY in excess of the threshold amount provided in Section 287.017, Florida Statutes (2025), as may be amended or revised, for category two purchases for a period of thirty-six (36) months from the date of being placed on the convicted vendor list. Violation of this section by CONSULTANT shall result in cancellation of the City purchase and may result in CONSULTANT debarment.

11.7 SUBCONSULTANTS

11.7.1 CONSULTANT may subcontract certain items of work to subconsultant. The Parties expressly agree that the CONSULTANT shall submit pertinent information regarding the proposed subconsultant, including subconsultant's scope of work and fees, for review and approval by the CITY prior to subconsultants proceeding with any work.

11.7.2 CONSULTANT shall utilize the subconsultants identified in the proposal that were a material part of the selection of CONSULTANT to provide the services for this Project. CONSULTANT shall obtain written approval of the

Contract Administrator prior to changing or modifying the list of subconsultants submitted by CONSULTANT.

The list of subconsultants submitted is as follows:

(NAME ALL SUBCONSULTANTS HERE)

11.8 ASSIGNMENT AND PERFORMANCE

Neither this Agreement nor any interest herein shall be assigned, transferred, or encumbered without the written consent of the other Party, and CONSULTANT shall not subcontract any portion of the work required by this Agreement except as authorized pursuant to Section 11.7.

CONSULTANT represents that all persons delivering the services required by this Agreement have the knowledge and skills, either by training, experience, education, or a combination thereof, to adequately and competently perform the duties, obligations, and services set forth in the Scope of Services and to provide and perform such services to CITY's satisfaction for the agreed compensation.

CONSULTANT shall perform its duties, obligations, and services under this Agreement in a skillful and respectable manner. The quality of CONSULTANT's performance and all interim and final product(s) provided to or on behalf of CITY shall meet or exceed all professional standards of the State of Florida.

11.9 INDEMNIFICATION OF CITY

11.9.1 CONSULTANT shall indemnify and hold harmless CITY, its officers and employees, from liabilities, damages, losses, and costs, including but not limited to reasonable attorneys' fees, to the extent caused by the negligence, recklessness or intentional misconduct of CONSULTANT and persons employed or utilized by CONSULTANT in the performance of this Agreement. These indemnifications shall survive the term of this Agreement. In the event that any action or proceeding is brought against CITY by reason of any such claim or demand, CONSULTANT shall, upon written notice from CITY, resist and defend such action or proceeding by counsel approved by the CITY.

11.9.2 To the extent considered necessary by the CITY, any sums due the CONSULTANT under this Agreement may be retained by CITY until all of the CITY's claims for indemnification pursuant to this Agreement have been settled or otherwise resolved, and any amount withheld shall not be subject to payment of interest by CITY.

11.9.3 The Indemnification provided above shall obligate CONSULTANT to defend

at its own expense to and through appellate, supplemental or bankruptcy proceeding, or to provide for such defense, at CITY's option, any and all claims of liability and all suits and actions of every name and description covered by Section 11.9.1 above that may be brought against CITY whether performed by CONSULTANT, or persons employed or utilized by CONSULTANT

11.10 LIMITATION OF CITY'S LIABILITY

The CITY desires to enter into this Agreement only if in so doing the CITY can place a limit on the CITY's liability for any cause of action arising out of this Agreement, so that the CITY's liability for any breach never exceeds the sum of \$1,000.00. For other good and valuable consideration, the receipt and sufficiency of which is hereby acknowledged, the CONSULTANT expresses its willingness to enter into this Agreement with the knowledge that the CONSULTANT's recovery from the CITY to any action or claim arising from the Agreement is limited to a maximum amount of \$1,000.00 less the amount of all funds actually paid by the CITY to the CONSULTANT pursuant to this Agreement. Accordingly, and notwithstanding any other term or condition of this Agreement that may suggest otherwise, the CONSULTANT agrees that the CITY shall not be liable to the CONSULTANT for damages in an amount in excess of \$1,000.00, which amount shall be reduced by the amount actually paid by the CITY to the CONSULTANT pursuant to this Agreement, for any action or claim arising out of this Agreement. Nothing contained in this paragraph or elsewhere in this Agreement is in any manner intended either to be a waiver of the limitation placed upon the CITY's liability as set forth in Section 768.28, Florida Statutes (2023), as may be amended or revised, or to extend the CITY's liability beyond the limits established in said Section 768.28 (2023), and no claim or award against the CITY shall include attorney's fees, investigative costs, extended damages, expert fees, suit costs or pre-judgment interest. Notwithstanding the foregoing, the Parties agree and understand that the provisions of this Article 11.10 do not apply to monies owed, if any, for services rendered to CONSULTANT by the CITY under the provisions of this Agreement.

11.11 INSURANCE

As a condition precedent to the effectiveness of this Agreement, during the term of this Agreement and during any renewal or extension term of this Agreement, CONSULTANT shall, at its sole expense, provide insurance of such types and with such terms and limits as noted below. Providing proof of and maintaining adequate insurance coverage are material obligations of CONSULTANT. CONSULTANT shall provide the City a certificate of insurance evidencing such coverage. CONSULTANT's insurance coverage shall be primary insurance for all applicable policies, in respect to the City's interests for this Agreement. The limits of coverage

under each policy maintained by CONSULTANT shall not be interpreted as limiting CONSULTANT's liability and obligations under this Agreement. All insurance policies shall be through insurers authorized or eligible to write policies in the State of Florida and possess an A.M. Best rating of A-, VII or better, subject to approval by the City's Risk Manager.

The coverages, limits, and/or endorsements required herein protect the interests of the City, and these coverages, limits, and/or endorsements shall in no way be relied upon by CONSULTANT for assessing the extent or determining appropriate types and limits of coverage to protect CONSULTANT against any loss exposures, whether as a result of this Agreement or otherwise. The requirements contained herein, as well as the City's review or acknowledgement, are not intended to and shall not in any manner limit or qualify the liabilities and obligations assumed by CONSULTANT under this Agreement.

The following insurance policies and coverages are required:

Professional Liability

Coverage must be afforded for Wrongful Acts in an amount not less than \$2,000,000 each claim and \$2,000,000 aggregate.

CONSULTANT must keep the professional liability insurance in force until the third anniversary of expiration or early termination of this Agreement or the third anniversary of acceptance of work by the City, whichever is longer, which obligation shall survive expiration or early termination of this Agreement.

Commercial General Liability

Coverage must be afforded under a Commercial General Liability policy with limits not less than:

- \$1,000,000 each occurrence and \$2,000,000 aggregate for Bodily Injury, Property Damage, and Personal and Advertising Injury
- \$1,000,000 each occurrence and \$2,000,000 aggregate for Products and Completed Operations

Policy must include coverage for contractual liability and independent contractors.

The City, a Florida municipality, its officials, employees, and volunteers are to be included as an additional insured with a CG 20 26 04 13 Additional Insured – Designated Person or Organization Endorsement or similar endorsement providing equal or broader Additional Insured Coverage with respect to liability arising out of activities performed by or on behalf of CONSULTANT. The

coverage shall contain no special limitation on the scope of protection afforded to the City, its officials, employees, and volunteers.

Business Automobile Liability

Proof of coverage must be provided for all Owned, Hired, Scheduled, and Non-Owned vehicles for Bodily Injury and Property Damage in an amount not less than the State of Florida required minimums unless a different amount is required by City Ordinance(s).

If CONSULTANT does not own vehicles, CONSULTANT shall maintain coverage for Hired and Non-Owned Auto Liability, which may be satisfied by way of endorsement to the Commercial General Liability policy or separate Business Auto Liability policy.

Workers' Compensation and Employer's Liability

Coverage must be afforded per Chapter 440, Florida Statutes. Any person or entity performing work for or on behalf of the City must provide Workers' Compensation insurance. Exceptions and exemptions will be allowed by the City's Risk Manager, if they are in accordance with Florida Statute.

CONSULTANT waives, and CONSULTANT shall ensure that CONSULTANT'S insurance carrier waives, all subrogation rights against the City, its officials, employees, and volunteers for all losses or damages. The City requires the policy to be endorsed with WC 00 03 13 Waiver of our Right to Recover from Others or equivalent.

CONSULTANT must be in compliance with all applicable State and federal workers' compensation laws, including the U.S. Longshore and Harbor Workers' Compensation Act and the Jones Act, if applicable.

Insurance Certificate Requirements

- a) CONSULTANT shall provide the City with valid Certificates of Insurance (binders are unacceptable) no later than ten (10) days prior to the start of work contemplated in this Agreement.
- b) CONSULTANT shall provide to the City a Certificate of Insurance having a thirty (30) day notice of cancellation; ten (10) days' notice if cancellation is for nonpayment of premium.

- c) In the event that the insurer is unable to accommodate the cancellation notice requirement, it shall be the responsibility of CONSULTANT to provide the proper notice. Such notification will be in writing by registered mail, return receipt requested, and addressed to the certificate holder.
- d) In the event the Agreement term or any surviving obligation of CONSULTANT following expiration or early termination of the Agreement goes beyond the expiration date of the insurance policy, CONSULTANT shall provide the City with an updated Certificate of Insurance no later than ten (10) days prior to the expiration of the insurance currently in effect. The City reserves the right to suspend the Agreement until this requirement is met.
- e) The Certificate of Insurance shall indicate whether coverage is provided under a claims-made or occurrence form. If any coverage is provided on a claims-made form, the Certificate of Insurance must show a retroactive date, which shall be the effective date of the initial contract or prior.
- f) The City shall be included as an Additional Insured on all liability policies, with the exception of Workers' Compensation and Professional Liability.
- g) The City shall be granted a Waiver of Subrogation on CONSULTANT's Workers' Compensation insurance policy.
- h) The title of the Agreement, Bid/Contract number, or other identifying reference must be listed on the Certificate of Insurance.

The Certificate Holder should read as follows:

City of Fort Lauderdale
c/o Procurement Services Division
401 SE 21st Street
Fort Lauderdale, FL 33316

CONSULTANT has the sole responsibility for all insurance premiums and shall be fully and solely responsible for any costs or expenses as a result of a coverage deductible co-insurance penalty, or self-insured retention; including any loss not covered because of the application of such deductible, co-insurance penalty, self-insured retention, or coverage exclusion or limitation. Any costs for including the City as an Additional Insured shall be at CONSULTANT's expense.

If CONSULTANT's primary insurance policy/policies do not meet the minimum requirements as set forth in this Agreement, CONSULTANT may provide evidence of an Umbrella/Excess insurance policy to comply with this requirement.

CONSULTANT's insurance coverage shall be primary insurance in respect to the City's interests for this Agreement, its officials, employees, and volunteers. Any insurance or self-insurance maintained by the City shall be non-contributory.

Any exclusion or provision in any insurance policy maintained by CONSULTANT that excludes coverage required in this Agreement shall be deemed unacceptable and shall be considered breach of contract.

All required insurance policies must be maintained until the Agreement work has been accepted by the City, or until this Agreement is terminated, whichever is later. Any lapse in coverage may be considered breach of contract. In addition, CONSULTANT must provide to the City confirmation of coverage renewal via an updated certificate of insurance should any policies expire prior to the expiration of this Agreement. The City reserves the right to review, at any time, coverage forms and limits of CONSULTANT'S insurance policies.

CONSULTANT shall provide notice of any and all claims, accidents, and any other occurrences associated with this Agreement to CONSULTANT's insurance company or companies and the City's Risk Management office as soon as practical.

It is CONSULTANT's responsibility to ensure that any and all of CONSULTANT's independent contractors and subcontractors comply with these insurance requirements. All coverages for independent contractors and subcontractors shall be subject to all of the applicable requirements stated herein. Any and all deficiencies are the responsibility of CONSULTANT. The City reserves the right to adjust insurance limits from time to time at its discretion with notice to CONSULTANT.

11.12 REPRESENTATIVE OF CITY AND CONSULTANT

11.12.1 The Parties recognize that questions in the day-to-day conduct of the Project will arise. The Contract Administrator, upon CONSULTANT's request, shall advise CONSULTANT in writing of one (1) or more CITY employees to whom all communications pertaining to the day-to-day conduct of the Project shall be addressed.

11.12.2 CONSULTANT shall inform the Contract Administrator in writing of CONSULTANT's representative to whom matters involving the conduct of the Project shall be addressed.

11.13 ALL PRIOR AGREEMENTS SUPERSEDED

This document incorporates and includes all prior negotiations, correspondence, conversations, agreements or understandings applicable to the matters contained herein; and the Parties agree that there are no commitments, agreements or understandings concerning the subject matter of this Agreement that are not contained in this document. Accordingly, the Parties agree that no deviation from the terms hereof shall be predicated upon any prior representations or agreements whether oral or written.

It is further agreed that no modification, amendment or alteration in the terms or conditions contained herein shall be effective unless contained in a written document executed with the same formality and of equal dignity herewith.

11.14 CONSULTANT'S STAFF

CONSULTANT will provide the key staff identified in its proposal for the Project as long as said key staff are in CONSULTANT's employment.

CONSULTANT will obtain prior written approval of Contract Administrator to change key staff. CONSULTANT shall provide Contract Administrator with such information as necessary to determine the suitability of any proposed new key staff. Contract Administrator will be reasonable in evaluating key staff qualifications.

If Contract Administrator desires to request removal of any of CONSULTANT's staff, Contract Administrator shall first meet with CONSULTANT and provide reasonable justification for said removal.

11.15 INDEPENDENT CONTRACTOR

CONSULTANT is an independent contractor under this Agreement. Services provided by CONSULTANT shall be subject to the supervision of CONSULTANT. In providing the services, CONSULTANT or its agents shall not be acting and shall not be deemed as acting as officers, employees, or agents of the CITY. Personnel policies, tax responsibilities, social security and health insurance, employee benefits, purchasing policies and other similar administrative procedures applicable to services rendered under this Agreement shall be those of CONSULTANT. The Parties expressly acknowledge that it is not their intent to create any rights or obligations in any third person or entity under this Agreement.

11.16 THIRD PARTY BENEFICIARIES

Neither CONSULTANT nor CITY intends to directly or substantially benefit a third party by this Agreement. Therefore, the Parties agree that there are no third-party

beneficiaries to this Agreement and that no third party shall be entitled to assert a claim against either of them based upon this Agreement.

11.17 CONFLICTS

Neither CONSULTANT nor its employees shall have or hold any continuing or frequently recurring employment or contractual relationship that is substantially antagonistic or incompatible with CONSULTANT's loyal and conscientious exercise of judgment related to its performance under this Agreement.

CONSULTANT agrees that none of its officers or employees shall, during the term of this Agreement, serve as expert witness against CITY in any legal or administrative proceeding in which he or she is not a party, unless compelled by court process, nor shall such persons give sworn testimony or issue a report or writing, as an expression of his or her expert opinion, which is adverse or prejudicial to the interests of CITY or in connection with any such pending or threatened legal or administrative proceeding. The limitations of this Section shall not preclude such persons from representing themselves in any action or in any administrative or legal proceeding.

In the event CONSULTANT is permitted to utilize subconsultants to perform any services required by this Agreement, CONSULTANT agrees to prohibit such subconsultants, by written contract, from having any conflicts as within the meaning of this Section.

11.18 CONTINGENCY FEE

CONSULTANT warrants that it has not employed or retained any company or person, other than a bona fide employee working solely for CONSULTANT, to solicit or secure this Agreement and that it has not paid or agreed to pay any person, company, corporation, individual or firm, other than a bona fide employee working solely for CONSULTANT, any fee, commission, percentage, gift, or other consideration contingent upon or resulting from the award or making of this Agreement. For a breach or violation of this provision, the CITY shall have the right to terminate this Agreement without liability at its discretion, or to deduct from the Agreement price or otherwise recover the full amount of such fee, commission, percentage, gift or consideration.

11.19 WAIVER OF BREACH AND MATERIALITY

Failure by CITY to enforce any provision of this Agreement shall not be deemed a waiver of such provision or modification of this Agreement. CITY and CONSULTANT agree that each requirement, duty, and obligation set forth herein is substantial and important to the formation of this Agreement and, therefore, is a material term hereof.

11.20 COMPLIANCE WITH LAWS

CONSULTANT shall comply with all applicable federal, state, and local laws, codes, ordinances, rules, and regulations in performing its duties, responsibilities, and obligations related to this Agreement.

11.21 SEVERANCE

In the event this Agreement or a portion of this Agreement is found by a court of competent jurisdiction to be invalid, the remaining provisions shall continue to be effective unless CITY or CONSULTANT elects to terminate this Agreement. The election to terminate this Agreement based upon this provision shall be made within seven (7) days after the findings by the court become final.

11.22 JOINT PREPARATION

Preparation of this Agreement has been a joint effort of CITY and CONSULTANT and the resulting document shall not, solely as a matter of judicial construction, be construed more severely against one of the Parties than any other.

11.23 PRIORITY OF PROVISIONS

If there is a conflict or inconsistency between any term, statement, requirement, or provision of any exhibit attached hereto, any document or events referred to herein, or any document incorporated into this Agreement by reference and a term, statement, requirement, or provision of this Agreement, the term, statement, requirement, or provision contained in Articles 1-11 of this Agreement shall prevail and be given effect.

11.24 APPLICABLE LAW AND VENUE AND WAIVER OF JURY TRIAL

The Agreement shall be interpreted and construed in accordance with, and governed by, the laws of the state of Florida. The Parties agree that the exclusive venue for any lawsuit arising from, related to, or in connection with this Agreement shall be in the state courts of the Seventeenth Judicial Circuit in and for Broward County, Florida. If any claims arising from, related to, or in connection with this Agreement must be litigated in federal court, the Parties agree that the exclusive venue for any such lawsuit shall be in the United States District Court or United States Bankruptcy Court for the Southern District of Florida. **BY ENTERING INTO THIS AGREEMENT, THE PARTIES HEREBY EXPRESSLY WAIVE ANY AND ALL RIGHTS EITHER PARTY MIGHT HAVE TO A TRIAL BY JURY OF ANY ISSUES RELATED TO THIS AGREEMENT. IF A PARTY FAILS TO WITHDRAW A REQUEST FOR A JURY TRIAL IN A LAWSUIT ARISING OUT OF THIS AGREEMENT AFTER WRITTEN NOTICE BY THE OTHER PARTY OF**

VIOLATION OF THIS SECTION, THE PARTY MAKING THE REQUEST FOR JURY TRIAL SHALL BE LIABLE FOR THE REASONABLE ATTORNEYS' FEES AND COSTS OF THE OTHER PARTY IN CONTESTING THE REQUEST FOR JURY TRIAL, AND SUCH AMOUNTS SHALL BE AWARDED BY THE COURT IN ADJUDICATING THE MOTION.

11.25 SOLICITATION AND EXHIBITS

The solicitation, CONSULTANT's response to the solicitation and each Exhibit referred to in this Agreement form an essential part of this Agreement. The Exhibits, if not physically attached, should be treated as part of this Agreement, and are incorporated herein by reference.

11.26 ONE ORIGINAL AGREEMENT

This Agreement shall be executed in one (1) signed Agreement, treated as an original.

11.27 NOTICES

Whenever either Party desires to give notice unto the other, it must be given by written notice, sent by certified United States mail, with return receipt requested, addressed to the Party for whom it is intended, at the place last specified, and the place for giving of notice in compliance with the provisions of this paragraph. For the present, the Parties designate the following as the respective places for giving of notice, to-wit:

CITY: _____ (Public Works Directors Name))

Public Works Department
City of Fort Lauderdale
101 N.E. 3rd Avenue, Suite 2100
Fort Lauderdale, FL _____
Telephone: (954) 828-_____
E-mail: _____

With a copy to: City Manager
City of Fort Lauderdale
101 Northeast 3rd Avenue, Suite 2100
Fort Lauderdale, FL 33301

City Attorney
City of Fort Lauderdale
1 East Broward Boulevard, Suite 1320
Fort Lauderdale, FL 33301

CONSULTANT: NAME
TITLE
COMPANY NAME
ADDRESS
STATE AND ZIP
Telephone: (____) _____
Email: _____

11.28 ATTORNEY FEES

If CITY or CONSULTANT incurs any expense in enforcing the terms of this Agreement through litigation, the prevailing party in that litigation shall be reimbursed for all such costs and expenses, including but not limited to court costs, and reasonable attorney fees incurred during litigation.

11.29 PERMITS, LICENSES AND TAXES

CONSULTANT shall, at its own expense, obtain all necessary permits and licenses, pay all applicable fees, and pay all applicable sales, consumer, use and other taxes required to comply with local ordinances, state and federal law. CONSULTANT is responsible for reviewing the pertinent state statutes regarding state taxes and for complying with all requirements therein. Any change in tax laws after the execution of this Agreement will be subject to further negotiation and CONSULTANT shall be responsible for complying with all state tax requirements.

11.30 ENVIRONMENTAL, HEALTH AND SAFETY

CONSULTANT shall maintain a safe working environment during performance of the work. CONSULTANT shall comply, and shall secure compliance by its employees, agents, and subconsultants, with all applicable environmental, health, safety and security laws and regulations, and performance conditions in this Agreement. Compliance with such requirements shall represent the minimum standard required of CONSULTANT. CONSULTANT shall be responsible for examining all requirements and determine whether additional or more stringent environmental, health, safety and security provisions are required for the work. CONSULTANT agrees to utilize protective devices as required by applicable laws, regulations, and any industry or CONSULTANT's health and safety plans and regulations, and to pay the costs and expenses thereof, and warrants that all such persons shall be fit and qualified to carry out the Work.

11.31 STANDARD OF CARE

CONSULTANT represents that it is qualified to perform the work, that CONSULTANT and its subconsultants possess current, valid state and/or local

licenses to perform the Work, and that their services shall be performed in a manner consistent with that level of care and skill ordinarily exercised by other qualified consultants under similar circumstances.

11.32 TRUTH-IN-NEGOTIATION CERTIFICATE

Signature of this Agreement by CONSULTANT shall act as the execution of a Truth-in-Negotiation Certificate stating that wage rates and other factual unit costs supporting the compensation of this Agreement are accurate, complete, and current at the time of contracting. The original contract price and any additions thereto shall be adjusted to exclude any significant sums, by which the CITY determines that contract price was increased due to inaccurate, incomplete, or non-current wage rates and other factual unit costs. All such contract adjustments must be made within one (1) year following the end of the contract.

11.33 EVALUATION

The CITY maintains the right to periodically review the performance of the CONSULTANT. This review will take into account the timely execution of Task Orders, the quality of the work performed, the cost to the CITY and the good faith efforts made by the CONSULTANT to maintain DBE participation in CITY projects, when applicable. Any deficiencies in performance will be described in writing and an opportunity afforded, where practicable, for the CONSULTANT to address and/or remedy such deficiencies.

11.34 STATUTORY COMPLIANCE

CONSULTANT shall prepare all documents and other materials for the Project in accordance with all applicable rules, laws, ordinances and governmental regulations of the State of Florida, Broward County, the City of Fort Lauderdale, Florida, and all governmental agencies having jurisdiction over the services to be provided by CONSULTANT under this Agreement or over any aspect or phase of the Project.

11.35 PROHIBITION AGAINST CONTRACTING WITH SCRUTINIZED COMPANIES

Subject to *Odebrecht Construction, Inc., v. Prasad*, 876 F.Supp.2d 1305 (S.D. Fla. 2012), affirmed, *Odebrecht Construction, Inc., v. Secretary, Florida Department of Transportation*, 715 F.3d 1268 (11th Cir. 2013), with regard to the "Cuba Amendment," the Contractor certifies that it is not on the Scrutinized Companies with Activities in Sudan List or the Scrutinized Companies with Activities in Iran Terrorism Sectors List, created pursuant to Section 215.473, Florida Statutes (2025), as may be amended or revised, and that it does not have business operations in Cuba or Syria, as provided in Section 287.135, Florida Statutes (2025), as may be amended or revised. The Contractor certifies that it is not on the

Scrutinized Companies that Boycott Israel List created pursuant to Section 215.4725, Florida Statutes (2025), as may be amended or revised, and that it is not engaged in a boycott of Israel. The City may terminate this Agreement at the City's option if the Contractor is found to have submitted a false certification as provided under subsection (5) of Section 287.135, Florida Statutes (2025), as may be amended or revised, or been placed on the Scrutinized Companies with Activities in Sudan List, or been placed on a list created pursuant to Section 215.473, Florida Statutes (2025), as may be amended or revised, relating to scrutinized active business operations in Iran, or been placed on the Scrutinized Companies that Boycott Israel List created pursuant to Section 215.4725, Florida Statutes (2025), as may be amended or revised, or is engaged in a boycott of Israel, or has been engaged in business operations in Cuba or Syria, as defined in Section 287.135, Florida Statutes (2025), as may be amended or revised.

11.36 PUBLIC RECORDS

IF THE CONSULTANT HAS QUESTIONS REGARDING THE APPLICATION OF CHAPTER 119, FLORIDA STATUTES, TO THE CONSULTANT'S DUTY TO PROVIDE PUBLIC RECORDS RELATING TO THIS AGREEMENT, CONTACT THE CUSTODIAN OF PUBLIC RECORDS AT CITY CLERK'S OFFICE, 1 EAST BROWARD BOULVEVARD, SUITE 444,, FORT LAUDERDALE, FLORIDA, 33301, PHONE: 954-828-5002, EMAIL: PRRCONTRACT@FORTLAUDERDALE.GOV.

CONSULTANT shall:

1. Keep and maintain public records required by the CITY in order to perform the service.
2. Upon request from the CITY's custodian of public records, provide the CITY with a copy of the requested records or allow the records to be inspected or copied within a reasonable time at a cost that does not exceed the cost provided in Chapter 119, Florida Statutes (2025), as may be amended or revised, or as otherwise provided by law.
3. Ensure that public records that are exempt or confidential and exempt from public records disclosure requirements are not disclosed except as authorized by law for the duration of the contract term and following completion of this Agreement if CONSULTANT does not transfer the records to the CITY.
3. Upon completion of the Agreement, transfer, at no cost to the CITY, all public records in possession of CONSULTANT or keep and maintain public records required by the CITY to perform the service. If CONSULTANT transfers all public records to the CITY upon completion of this Agreement, CONSULTANT shall destroy any duplicate public records that are exempt

or confidential and exempt from public records disclosure requirements. If CONSULTANT keeps and maintains public records upon completion of this Agreement, CONSULTANT shall meet all applicable requirements for retaining public records. All records stored electronically must be provided to the City, upon request from the CITY's custodian of public records, in a format that is compatible with the information technology systems of the City.

11.37 INTELLECTUAL PROPERTY

CONSULTANT shall protect and defend at CONSULTANT's expense, counsel being subject to the CITY's approval, and indemnify and hold harmless the CITY from and against any and all losses, penalties, fines, damages, settlements, judgments, claims, costs, charges, royalties, expenses, or liabilities, including any award of attorney fees and any award of costs, in connection with or arising directly or indirectly out of any infringement or allegation of infringement of any patent, copyright, or other intellectual property right in connection with the CONSULTANT's or the CITY's use of any copyrighted, patented or un-patented invention, process, article, material, or device that is manufactured, provided, or used pursuant to this Agreement. If the CONSULTANT uses any design, device, or materials covered by letters, patent or copyright, it is mutually agreed and understood without exception that the bid/proposal prices shall include all royalties or costs arising from the use of such design, device, or materials in any way involved in the work.

11.38 RIGHTS IN DOCUMENTS AND WORK

Any and all reports, photographs, surveys, and other data and documents provided or created in connection with this Agreement are and shall remain the property of CITY; and CONSULTANT disclaims any copyright in such materials. In the event of and upon termination of this Agreement, any reports, photographs, surveys, and other data and documents prepared by CONSULTANT, whether finished or unfinished, shall become the property of CITY and shall be delivered by CONSULTANT to the CITY's Contract Administrator within seven (7) days of termination of this Agreement by either Party. Any compensation due to CONSULTANT shall be withheld until CONSULTANT delivers all documents to the CITY as provided herein.

11.39 REPRESENTATION OF AUTHORITY

Each individual executing this Agreement on behalf of a Party hereto hereby represents and warrants that he or she is, on the date he or she signs this Agreement, duly authorized by all necessary and appropriate action to execute this Agreement on behalf of such Party and does so with full legal authority.

11.40 NON-DISCRIMINATION

The CONSULTANT shall not, in any of its activities, including employment, discriminate against any individual on the basis of race, color, national origin, age, disability, religion, creed, sex, disability, sexual orientation, gender, gender identity, gender expression, marital status or any other protected classification as defined by applicable law.

1. The CONSULTANT certifies and represents that it will comply with Section 2-187, Code of Ordinances of the City of Fort Lauderdale, Florida, as may be amended or revised, ("Section 2-187").
2. The failure of the CONSULTANT to comply with Section 2-187 shall be deemed to be a material breach of the Agreement, entitling the CITY to pursue any remedy stated below or any remedy provided under applicable law.
3. The CITY may terminate this Agreement if the CONSULTANT fails to comply with Section 2-187.
4. The CITY may retain all monies due or to become due until the CONSULTANT complies with Section 2-187.
5. The CONSULTANT may be subject to debarment or suspension proceedings. Such proceedings will be consistent with the procedures in section 2-183 of the Code of Ordinances of the City of Fort Lauderdale, Florida.

11.41 E-VERIFY

As a condition precedent to the effectiveness of this Agreement, pursuant to Section 448.095, Florida Statutes (2025), as may be amended or revised, the CONSULTANT and its subconsultants shall register with and use the E-Verify system to electronically verify the employment eligibility of newly hired employees.

1. The CONSULTANT shall require each of its subconsultants, if any, to provide the CONSULTANT with an affidavit stating that the subconsultant does not employ, contract with, or subcontract with an unauthorized alien. The CONSULTANT shall maintain a copy of the subconsultant's affidavit for the duration of this Agreement and in accordance with the public records requirements of this Agreement.
2. The CITY, the CONSULTANT, or any subconsultant who has a good faith belief that a person or entity with which it is contracting has knowingly violated Section 448.09(1), Florida Statutes (2025), as may be amended or

revised, shall terminate the Agreement with the person or entity.

3. The CITY, upon good faith belief that a subconsultant knowingly violated the provisions of Section 448.095(5), Florida Statutes (2025), as may be amended or revised, but that the CONSULTANT otherwise complied with Section 448.095(5), Florida Statutes (2025), as may be amended or revised, shall promptly notify CONSULTANT and order the CONSULTANT to immediately terminate the contract with the subconsultant, and the CONSULTANT shall comply with such order.
4. An Agreement terminated under Sections 448.095(5)(c)1. or 2., Florida Statutes (2025), as may be amended or revised, is not a breach of contract and may not be considered as such. If the CITY terminates this Agreement under Section 448.095(5)(c), Florida Statutes (2025), as may be amended or revised, the CONSULTANT may not be awarded a public contract for at least one year after the date on which the Agreement was terminated. The CONSULTANT is liable for any additional costs incurred by the CITY as a result of termination of this Agreement.
5. CONSULTANT shall include in each of its subcontracts, if any, the requirements set forth in this Section, including this subparagraph, requiring any and all subconsultants, as defined in Section 448.095(1)(e), Florida Statutes (2025), as may be amended or revised, to include all of the requirements of this Section in its subcontracts. CONSULTANT shall be responsible for compliance by any and all subconsultants, as defined in Section 448.095(1)(e), Florida Statutes (2025), as may be amended or revised, with the requirements of Section 448.095, Florida Statutes (2025), as may be amended or revised.

11.42 ANTI-HUMAN TRAFFICKING

As a condition precedent to the effectiveness of this Agreement, the CONSULTANT shall provide the City with an affidavit signed by an officer or representative of the CONSULTANT under penalty of perjury attesting that the CONSULTANT does not use coercion for labor or services as defined in Section 787.06, Florida Statutes as may be amended or revised.

[THIS SPACE WAS INTENTIONALLY LEFT BLANK]

IN WITNESS OF THE FOREGOING, the Parties have set their hands and seals the day and year first written above.

CITY

CITY OF FORT LAUDERDALE, a Florida municipal corporation

By: _____
Suan Grant
Acting City Manager

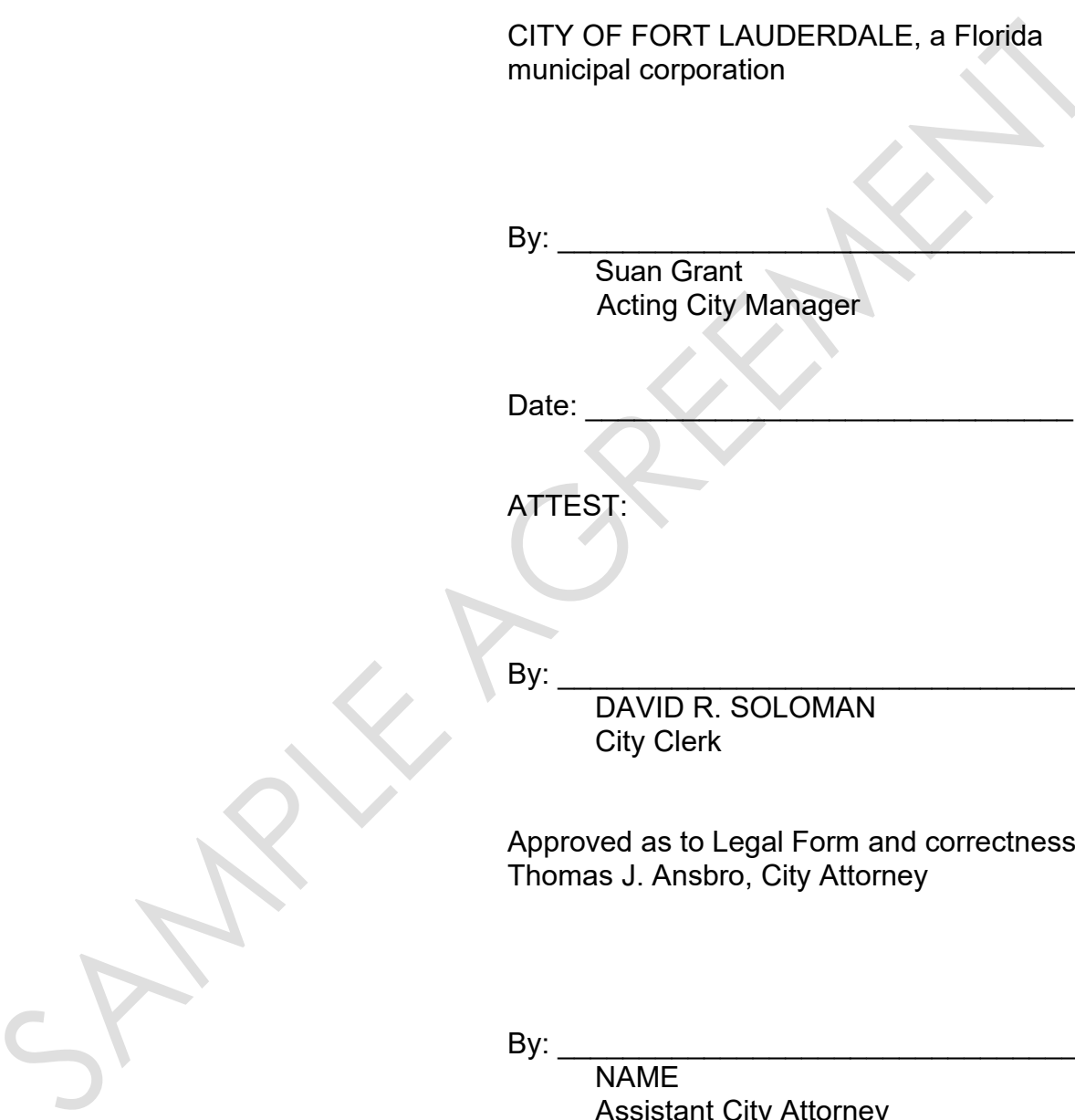
Date: _____

ATTEST:

By: _____
DAVID R. SOLOMAN
City Clerk

Approved as to Legal Form and correctness:
Thomas J. Ansbrosio, City Attorney

By: _____
NAME
Assistant City Attorney



WITNESSES:

COMPANY NAME),,
a Florida company/corporation.

By: _____

Print Name

Print Name: _____

Title: _____

Print Name

(CORPORATE SEAL)

STATE OF _____:

COUNTY OF _____:

The foregoing instrument was acknowledged before me by means of physical presence or online notarization, this _____ day of _____, 202__, by (NAME OF AUTHORIZED OFFICER) as _____ (TITLE OF AUTHORIZED OFFICER) for _____ (NAME OF COMPANY), a Florida (company/corporation).

(Signature of Notary Public - State of Florida)

(Print, Type, or Stamp Commissioned
Name of Notary Public)

Personally Known _____ OR Produced Identification _____
Type of Identification Produced: _____

EXHIBIT A

SCOPE OF SERVICES

SAMPLE AGREEMENT

EXHIBIT "B"

HOURLY BILLING RATES

SAMPLE AGREEMENT

CITY OF FORT LAUDERDALE BID/PROPOSAL CERTIFICATION

Please Note: It is the sole responsibility of the bidder/proposer to ensure that their response is submitted electronically through the [City's on-line strategic sourcing platform](#) prior to the bid opening date and time listed. Paper bid submittals will not be accepted. All fields below must be completed. If the field does not apply to you, please note N/A in that field.

If you are a foreign corporation, you may be required to obtain a certificate of authority from the department of state, in accordance with Florida Statute §607.1501 (visit <http://www.dos.state.fl.us/>).

Company: (Legal Registration) _____ EIN (Optional): _____

Address: _____

City: _____ State: _____ Zip: _____

Telephone No.: _____ FAX No.: _____ Email: _____

Delivery: Calendar days after receipt of Purchase Order (**section 1.02 of General Conditions**): _____

Total Bid Discount (**section 1.05 of General Conditions**): _____

Check box if your firm qualifies for DBE (**section 1.09 of General Conditions**):

ADDENDUM ACKNOWLEDGEMENT - Proposer acknowledges that the following addenda have been received and are included in the proposal:

Addendum No.	Date Issued	Addendum No.	Date Issued	Addendum No.	Date Issued	Addendum No.	Date Issued
_____	_____	_____	_____	_____	_____	_____	_____
_____	_____	_____	_____	_____	_____	_____	_____
_____	_____	_____	_____	_____	_____	_____	_____
_____	_____	_____	_____	_____	_____	_____	_____

VARIANCES: If you take exception or have variances to any term, condition, specification, scope of service, or requirement in this competitive solicitation you must specify such exception or variance in the space provided below or reference in the space provided below all variances contained on other pages within your response. Additional pages may be attached if necessary. No exceptions or variances will be deemed to be part of the response submitted unless such is listed and contained in the space provided below. The City does not, by virtue of submitting a variance, necessarily accept any variances. If no statement is contained in the below space, it is hereby implied that your response is in full compliance with this competitive solicitation. If you do not have variances, simply mark N/A.

The below signatory hereby agrees to furnish the following article(s) or services at the price(s) and terms stated subject to all instructions, conditions, specifications addenda, legal advertisement, and conditions contained in the bid/proposal. I have read all attachments including the specifications and fully understand what is required. By submitting this signed proposal, I will accept a contract if approved by the City and such acceptance covers all terms, conditions, and specifications of this bid/proposal. The below signatory also hereby agrees, by virtue of submitting or attempting to submit a response, that in no event shall the City's liability for respondent's direct, indirect, incidental, consequential, special or exemplary damages, expenses, or lost profits arising out of this competitive solicitation process, including but not limited to public advertisement, bid conferences, site visits, evaluations, oral presentations, or award proceedings exceed the amount of Five Hundred Dollars (\$500.00). This limitation shall not apply to claims arising under any provision of indemnification or the City's protest ordinance contained in this competitive solicitation.

Submitted by:

Name (printed)

Signature

Date

Title

AFFIDAVIT OF COMPLIANCE WITH FOREIGN ENTITY LAWS
(Florida Statute- §287.138, 692.201, 692.202, 692.203, and 692.204)

The undersigned, on behalf of the entity listed below ("Entity"), hereby attests under penalty of perjury as follows:

1. Entity is not owned by the government of a foreign country of concern as defined in Section 287.138, Florida Statutes. (Source:§ 287.138(2)(a), Florida Statutes)
2. The government of a foreign country of concern does not have a controlling interest in Entity. (Source:§ 287.138(2)(b), Florida Statutes)
3. Entity is not organized under the laws of, and does not have a principal place of business in, a foreign country of concern. (Source: § 287.138(2)(c), Florida Statutes)
4. Entity is not owned or controlled by the government of a foreign country of concern, as defined in Section 692.201, Florida Statutes. (Source:§ 288.007(2), Florida Statutes)
5. Entity is not a partnership, association, corporation, organization, or other combination of persons organized under the laws of or having its principal place of business in a foreign country of concern, as defined in Section 692.201, Florida Statutes, or a subsidiary of such entity. (Source: § 288.007(2), Florida Statutes)
6. Entity is not a foreign principal, as defined in Section 692.201, Florida Statutes. (Source: § 692.202(5)(a)(I), Florida Statutes)
7. Entity is in compliance with all applicable requirements of Sections 692.202, 692.203, and 692.204, Florida Statutes.
8. **(Only applicable if purchasing real property)** Entity is not a foreign principal prohibited from purchasing the subject real property. Entity is either (a) not a person or entity described in Section 692.204(1)(a), Florida Statutes, or (b) authorized under Section 692.204(2), Florida Statutes, to purchase the subject property. Entity is in compliance with the requirements of Section 692.204, Florida Statutes. (Source:§§ 692.203(6)(a), 692.204(6)(a), Florida Statutes)

The undersigned is authorized to execute this affidavit on behalf of Entity.

Name: _____ Title: _____ Entity: _____

Signature: _____ Date: _____

NOTARY PUBLIC ACKNOWLEDGEMENT SECTION

STATE OF _____

COUNTY OF _____

The foregoing instrument was acknowledged before me, by means of physical presence or online notarization, this ____ day of _____ 20 __, by _____, as _____ for _____, who is personally known to me or who has produced _____ as identification.

Notary Public Signature: _____

(Notary Seal)

Print Name: _____

My commission expires: _____

SPECIFIC REFERENCES FORM

The contractor shall have previous construction experience in the State of Florida with projects of similar scope and scale (or larger). Complete this form in its entirety. **Note: Do not include proposed team members or parent/subsidiary companies as references in your submittal.**

PRIME BIDDER'S NAME: _____

CLIENT NO. 1 – Name of firm to be contacted: _____

Address: _____

Contact Person: _____

Phone No: _____

Contact E-Mail Address: _____

Project Performance Period: _____ to _____
Dates should be in mm/yy format

Project Name: _____

Location of Project: _____

Description of the overall scope: _____

Description of work that was self-performed by Bidder: _____

SPECIFIC REFERENCES FORM

CLIENT NO. 2 – Name of firm to be contacted: _____

Address: _____

Contact Person: _____

Phone No: _____

Contact E-Mail Address: _____

Project Performance Period: _____ to _____
Dates should be in mm/yy format

Project Name: _____

Location of Project: _____

Description of the overall scope: _____

Description of work that was self-performed by Bidder: _____

SPECIFIC REFERENCES FORM

CLIENT NO. 3 – Name of firm to be contacted: _____

Address: _____

Contact Person: _____

Phone No: _____

Contact E-Mail Address: _____

Project Performance Period: _____ to _____
Dates should be in mm/yy format

Project Name: _____

Location of Project: _____

Description of the overall scope: _____

Description of work that was self-performed by Bidder: _____



CONTRACT PAYMENT METHOD

The City of Fort Lauderdale has implemented a Procurement Card (P-Card) program which changes how payments are remitted to its vendors. The City has transitioned from traditional paper checks to credit card payments via MasterCard or Visa as part of this program.

This allows you as a vendor of the City of Fort Lauderdale to receive your payments fast and safely. No more waiting for checks to be printed and mailed.

In accordance with the contract, payments on this contract will be made utilizing the City's P-Card (MasterCard or Visa). Accordingly, bidders must presently have the ability to accept the credit card or take whatever steps necessary to implement acceptance of a card before the start of the contract term, or contract award by the City.

All costs associated with the Contractor's participation in this purchasing program shall be borne by the Contractor. The City reserves the right to revise this program as necessary.

By signing below, you agree with these terms.

Please indicate which credit card payment you prefer:

____ MasterCard

____ Visa

Company Name

Name (Printed)

Signature

Title

Date



E-VERIFY AFFIRMATION STATEMENT

Solicitation/Bid /Contract No: _____

Project Description:

Contractor/Proposer/Bidder acknowledges and agrees to utilize the U.S. Department of Homeland Security's E-Verify System to verify the employment eligibility of,

- A. all persons employed by Contractor/Proposer/Bidder to perform employment duties within Florida during the term of the Contract, and,
- B. all persons (including subcontractors/vendors) assigned by Contractor/Proposer/Bidder to perform work pursuant to the Contract.

The Contractor/Proposer/Bidder acknowledges and agrees that use of the U.S. Department of Homeland Security's E-Verify System during the term of the Contract is a condition of the Contract.

Contractor/Proposer/ Bidder Company Name: _____

Authorized Company Person's Signature: _____

Authorized Company Person's Title: _____

Date: _____



NON-COLLUSION STATEMENT

By signing this offer, the vendor/contractor certifies that this offer is made independently and *free* from collusion. Vendor shall disclose below any City of Fort Lauderdale, FL officer or employee, or any relative of any such officer or employee who is an officer or director of, or has a material interest in, the vendor's business, who is in a position to influence this procurement.

Any City of Fort Lauderdale, FL officer or employee who has any input into the writing of specifications or requirements, solicitation of offers, decision to award, evaluation of offers, or any other activity pertinent to this procurement is presumed, for purposes hereof, to be in a position to influence this procurement.

For purposes hereof, a person has a material interest if they directly or indirectly own more than 5 percent of the total assets or capital stock of any business entity, or if they otherwise stand to personally gain if the contract is awarded to this vendor.

In accordance with City of Fort Lauderdale, FL Policy and Standards Manual, 6.10.8.3,

3.3. City employees may not contract with the City through any corporation or business entity in which they or their immediate family members hold a controlling financial interest (e.g., ownership of five (5) percent or more).

3.4. Immediate family members (spouse, parents, and children) are also prohibited from contracting with the City subject to the same general rules.

Failure of a vendor to disclose any relationship described herein shall be reason for debarment in accordance with the provisions of the City Procurement Code.

NAME

RELATIONSHIPS

In the event the vendor does not indicate any names, the City shall interpret this to mean that the vendor has indicated that no such relationships exist.

Authorized Signature

Title

Name (Printed)

Date



**CONTRACTOR'S CERTIFICATE OF COMPLIANCE WITH
NON-DISCRIMINATION PROVISIONS OF THE CONTRACT**

The completed and signed form should be returned with the Contractor's submittal. If not provided with submittal, the Contractor must submit within three business days of City's request. Contractor may be deemed non-responsive for failure to fully comply within stated timeframes.

Pursuant to City Ordinance Sec. 2-17(a)(i)(ii), bidders must certify compliance with the Non-Discrimination provision of the ordinance.

- A. Contractors doing business with the City shall not discriminate against their employees based on the employee's race, color, religion, gender (including identity or expression), marital status, sexual orientation, national origin, age, disability, or any other protected classification as defined by applicable law.

Contracts. Every Contract exceeding \$100,000, or otherwise exempt from this section shall contain language that obligates the Contractor to comply with the applicable provisions of this section.

The Contract shall include provisions for the following:

- (i) The Contractor certifies and represents that it will comply with this section during the entire term of the contract.
- (ii) The failure of the Contractor to comply with this section shall be deemed to be a material breach of the contract, entitling the City to pursue any remedy stated below or any remedy provided under applicable law.

Authorized Signature

Print Name and Title

Date



LOCAL BUSINESS PREFERENCE

Section 2-199.2, Code of Ordinances of the City of Fort Lauderdale, (Ordinance No. C-12-04), provides for a local business preference.

In order to be considered for a local business preference, a bidder must include the Local Business Preference Certification Statement of this ITB, as applicable to the local business preference class claimed **at the time of bid submittal**.

Upon formal request of the City, based on the application of a Local Business Preference the Bidder shall, within ten (10) calendar days, submit the following documentation to the Local Business Preference Class claimed:

- A) Copy of City of Fort Lauderdale current year business tax receipt, **or** Broward County current year business tax receipt, **and**
- B) List of the names of all employees of the bidder and evidence of employees' residence within the geographic bounds of the City of Fort Lauderdale or Broward County, as the case may be, such as current Florida driver license, residential utility bill (water, electric, telephone, cable television), or other type of similar documentation acceptable to the City.

Failure to comply at time of bid submittal shall result in the bidder being found ineligible for the local business preference.

THE COMPLETE LOCAL BUSINESS PREFERENCE ORDINANCE MAY BE FOUND ON THE CITY'S WEB SITE AT THE FOLLOWING LINK:

[https://library.municode.com/fl/fort lauderdale/codes/code of ordinances?nodeId=COOR CH2 AD ARTVFI DIV2PR S2-186LOBUPR](https://library.municode.com/fl/fort%20lauderdale/codes/code%20of%20ordinances?nodeId=COOR_CH2_AD_ARTVFI_DIV2PR_S2-186LOBUPR)

Definitions: The term "Business" shall mean a person, firm, corporation or other business entity which is duly licensed and authorized to engage in a particular work in the State of Florida. Business shall be broken down into four (4) types of classes:

1. Class A Business – shall mean any Business that has established and agrees to maintain a permanent place of business located in a non-residential zone and staffed with full-time employees within the limits of the City **and** shall maintain a staffing level of the prime contractor for the proposed work of at least fifty percent (50%) who are residents of the City.
2. Class B Business - shall mean any Business that has established and agrees to maintain a permanent place of business located in a non-residential zone and staffed with full-time employees within the limits of the City **or** shall maintain a staffing level of the prime contractor for the proposed work of at least fifty percent (50%) who are residents of the City.
3. Class C Business - shall mean any Business that has established and agrees to maintain a permanent place of business located in a non-residential zone **and** staffed with full-time employees within the limits of Broward County.
4. Class D Business – shall mean any Business that does not qualify as either a Class A, Class B, or Class C business.



LOCAL BUSINESS PREFERENCE CERTIFICATION STATEMENT

The Business identified below certifies that it qualifies for the local business price preference classification as indicated herein, and further certifies and agrees that it will re-affirm its local preference classification annually no later than thirty (30) calendar days prior to the anniversary of the date of a contract awarded pursuant to this ITB. Violation of the foregoing provision may result in contract termination.

(1) is a **Class A** Business as defined in City of Fort Lauderdale Ordinance No. C-17-26, Sec.2-186. A copy of the City of Fort Lauderdale current year Business Tax Receipt **and** a complete list of full-time employees and evidence of their addresses shall be provided within 10 calendar days of a formal request by the City.

Business Name

(2) is a **Class B** Business as defined in the City of Fort Lauderdale Ordinance No. C-17-26, Sec.2-186. A copy of the Business Tax Receipt **or** a complete list of full-time employees and evidence of their addresses shall be provided within 10 calendar days of a formal request by the City.

Business Name

(3) is a **Class C** Business as defined in the City of Fort Lauderdale Ordinance No. C-17-26, Sec.2-186. A copy of the Broward County Business Tax Receipt shall be provided within 10 calendar days of a formal request by the City.

Business Name

(4) requests a **Conditional Class A** classification as defined in the City of Fort Lauderdale Ordinance No. C-17-26, Sec.2-186. Written certification of intent shall be provided within 10 calendar days of a formal request by the City.

Business Name

(5) requests a **Conditional Class B** classification as defined in the City of Fort Lauderdale Ordinance No. C-17-26, Sec.2-186. Written certification of intent shall be provided within 10 calendar days of a formal request by the City.

Business Name

(6) is considered a **Class D** Business as defined in the City of Fort Lauderdale Ordinance No. C-17-26, Sec.2-186 and does not qualify for Local Preference consideration.

Business Name

BIDDER'S COMPANY: _____

AUTHORIZED COMPANY PERSON: _____
PRINT NAME SIGNATURE DATE



DISADVANTAGED BUSINESS ENTERPRISE (DBE) PREFERENCE

Section 2-185, Code of Ordinances of the City of Fort Lauderdale, provides for a disadvantaged business preference.

In order to be considered for a DBE Preference, a bidder must include a certification from a government agency, as applicable to the DBE Preference class claimed **at the time of bid submittal**.

Upon formal request of the City, based on the application of a DBE Preference the Bidder shall, within ten (10) calendar days, submit the following documentation to the DBE Class claimed:

A) Copy of City of Fort Lauderdale current year business tax receipt, **or** Broward County current year business tax receipt, **or** State of Florida active registration **and/or**

B) List of the names of all employees of the bidder and evidence of employees' residence within the geographic bounds of the City of Fort Lauderdale or Broward County, as the case may be, such as current Florida driver license, residential utility bill (water, electric, telephone, cable television), or other type of similar documentation acceptable to the City.

Failure to comply at time of bid submittal shall result in the bidder being found ineligible for the disadvantaged business preference.

THE COMPLETE DBE PREFERENCE ORDINANCE MAY BE FOUND ON THE CITY'S WEB SITE AT THE FOLLOWING LINK: <https://www.fortlauderdale.gov/home/showpublisheddocument?id=56883>

Definitions

- a. The term "disadvantaged class 1 enterprise" shall mean any disadvantaged business enterprise that has established and agrees to maintain a permanent place of business located in a non-residential zone, staffed with full-time employees within the limits of the city, and provides supporting documentation of its City of Fort Lauderdale business tax and disadvantaged certification as established in the City's Procurement Manual.
- b. The term "disadvantaged class 2 enterprise" shall mean any disadvantaged business enterprise that has established and agrees to maintain a permanent place of business within the limits of the city with a full-time employees and provides supporting documentation of its City of Fort Lauderdale business tax and disadvantaged certification as established in the City's Procurement Manual.
- c. The term "disadvantaged class 3 enterprise" shall mean any disadvantaged business enterprise that has established and agrees to maintain a permanent place of business located in a non-residential zone, staffed with full-time employees within the limits of the Tri-County area and provides supporting documentation of its City of Fort Lauderdale business tax and disadvantaged certification as established in the City's Procurement Manual.
- d. The term "disadvantaged class 4 enterprise" shall mean any disadvantaged business enterprise that does not qualify as a Class A, Class B, or Class C business, but is located in the State of Florida and provides supporting documentation of its disadvantaged certification as established in the City's Procurement Manual.



DISADVANTAGED BUSINESS ENTERPRISE CERTIFICATION STATEMENT

The Business identified below certifies that it qualifies for the disadvantaged business enterprise price preference classification as indicated herein, and further certifies and agrees that it will re-affirm its preference classification annually no later than thirty (30) calendar days prior to the anniversary of the date of a contract awarded pursuant to this solicitation. Violation of the foregoing provision may result in contract termination.

(1) is a disadvantaged class 1 enterprise as defined in the City of Fort Lauderdale Ordinance Section 2-185 disadvantaged business enterprise that has established and agrees to maintain a permanent place of business located in a non-residential zone, staffed with full-time employees within the limits of the city, and provides supporting documentation of its City of Fort Lauderdale business tax and disadvantaged certification as established in the City's Procurement Manual.

Business Name

(2) is a disadvantaged class 2 enterprise as defined in the City of Fort Lauderdale Ordinance Section 2-185 disadvantaged business enterprise that has established and agrees to maintain a permanent place of business within the limits of the city with a full-time employee(s) and provides supporting documentation of its City of Fort Lauderdale business tax and disadvantaged certification as established in the City's Procurement Manual.

Business Name

(3) is a disadvantaged class 3 enterprise as defined in the City of Fort Lauderdale Ordinance Section 2-185 disadvantaged business enterprise that has established and agrees to maintain a permanent place of business located in a non-residential zone, staffed with full-time employees within the limits of the Tri-County area and provides supporting documentation of its City of Fort Lauderdale business tax and disadvantaged certification as established in the City's Procurement Manual.

Business Name

(4) is a disadvantaged class 4 enterprise as defined in the City of Fort Lauderdale Ordinance Section 2-185 disadvantaged business enterprise that does not qualify as a Class A, Class B, or Class C business, but is located in the State of Florida and provides supporting documentation of its disadvantaged certification as established in the City's Procurement Manual.

Business Name

(5) is not considered a Disadvantaged Enterprise Business as defined in the City of Fort Lauderdale Ordinance Sec.2-185 and does not qualify for DBE Preference consideration.

Business Name

BIDDER'S COMPANY: _____

AUTHORIZED COMPANY PERSON: _____
PRINT NAME SIGNATURE DATE



CITY OF FORT LAUDERDALE

**SWORN STATEMENT PURSUANT TO SECTION 287.087, FLORIDA
STATUTES, ON PREFERENCE TO BUSINESS WITH
DRUG-FREE WORK PLACE PROGRAMS**

I certify that I have established a Drug Free Work Place program and have complied with the following

- a. Published and distributed to each employee a statement notifying employees that the unlawful manufacture, distribution, dispensing, possession, or use of a controlled substance is prohibited in the workplace and specifying the actions that will be taken against employees for violations of such prohibitions.
- b. Required all new employees to undergo laboratory testing as a condition of employment and will require all employees, as a condition of their continued employment, to undergo laboratory testing to detect illegal drug or alcohol use according to Florida Statutes 440.101 and 440.102.
- c. Ensured that applicants with a confirmed positive drug or alcohol screening test result are not considered for employment.
- d. Have tested employees when reasonably suspected of illegal drug or alcohol use.
- e. Ensured that any employee refusing to take a drug or alcohol screening test in violation of the Drug Free Work Place Policy is subject to dismissal for failure to abide by the provisions of the Policy.
- f. Informed employees about the dangers of drug abuse in the workplace, the business' policy of maintain a drug-free workplace, any available drug counseling, rehabilitation and employee assistance programs and the penalties that may be imposed upon employees for drug abuse violations.
- g. In the statement specified in subparagraph a, notified the employees that, as a condition of their employment, the employee will abide by the terms of the statement and will notify their employer of any conviction of, or plea of guilty or nolo contendere to, any violation of Chapter 893 or of any controlled substance law of the United States of any state, for a violation occurring in the workplace no later than 5 days after such conviction.

- h. Have required all employees to sign a copy of this statement of compliance acknowledging their understanding and agreeing to abide with the requirements of the Drug Work Place Policy.
- i. Will impose a sanction on or require the satisfactory participation in a drug abuse assistance or rehabilitation program if such is available in the employee's community by, any employee who is so convicted.
- j. Am making a good faith effort to continue to maintain a Drug Free Work Place through implementation of this document.

BY: _____ DATE: _____

NAME (Printed) _____ TITLE: _____

COMPANY NAME: _____

Affix Company Seal



RFQ No. 543

TITLE: ARCHITECTURAL SERVICES FOR PROVIDENT PARK - REBID

ADDENDUM NO.1

DATE: 10/28/2025

This addendum is being issued in Respond to the Following Question:

Please provide Comments issued by the Fort Lauderdale Building Department to the ACAI Associates 2023 Permit Set as referenced in the Scope of Work.

FLOOD: Per FBC 107.2.1 Please provide a flood legend that includes:

1. The current flood zone in which the building is proposed to lie.
2. The Base Flood Elevation (BFE) for the zone in which the building is proposed to lie.
3. Flood Insurance Rate Map (FIRM) panel number
4. The proposed lowest floor elevation.
5. The proposed lowest machinery elevation
6. A description and the location of the proposed lowest machinery
7. Per FBC 105.1 Apply for a soil improvement permit
8. Provide a narrative that includes the response information provided and page number where the revised information is located.

Reviewers note:

Zone AE BFE 6 Panel 12011CO368J

Current proposed "storage room" elevation of 6.25 per page C-5 does not meet the minimum elevation requirements for approval.

NOTE: Splash pad elevation proposed is more than 2' ft below flood compliance elevation. Lawn area is 3.4' below flood compliance elevation.

*** Requires modifications to be submitted**

PLUMBING: A permit application from a qualified person or firm will be provided once the City selects the contractor. The project has not been bid and a contractor has not been selected by the City yet.

LANDSCAPING: For specimen trees, provide ISA Certified Arborist report for specimen trees. This report is to be on ISA Certified Arborist business letterhead with contact information and ISA Certification number clearly stated. This report would include tree survey with numbered trees, a corresponding table which includes tree number, botanical name and common name, trunk diameter at breast height, clear trunk for palms, condition percentage, etc.; and a written assessment of existing tree characteristics. This information is required to confirm site inspection results and calculate equivalent value mitigation.

ANTI-HUMAN TRAFFICKING AFFIDAVIT

The undersigned, on behalf of _____
("Nongovernmental Entity"), a _____ (State) _____ (Type of
Entity), under penalty of perjury, hereby deposes and says:

1. My name is _____.
2. I am an _____ officer or _____ authorized representative of the Nongovernmental Entity.
3. I attest that the Nongovernmental Entity does not use coercion for labor or services as defined in Section 787.06, Florida Statutes (2024), as may be amended or repealed.

Under penalties of perjury, I declare that I have read the foregoing Anti-Human Trafficking Affidavit and that the facts stated in it are true.

Signature of Officer or Representative: _____

Name of Officer or Representative: _____ Title: _____

Office Address: _____

Email Address: _____

Main Phone Number: _____ FEM No.: _____

STATE OF _____
COUNTY OF _____

I appear to and have subscribed before me by means of physical presence or online
virtualization, this _____ day of _____, 2024, by _____.

(Signature of Notary Public – State of _____)

Print, Type or Stamp Commissioned Name of
Notary Public)

Personally Known _____ OR Produced Identification _____

Type of Identification Produced _____

Executive Summary Report

of

Event: 543-1 - Architectural Services for Provident Park

Buyer: PAULETTE HEMMINGS TURNER

Date Range: 10/16/2025 04:00:00 PM - 10/31/2025 02:00:00 PM

**All Suppliers 2
Responding:**

Suppliers Responding

Supplier	Contact	Phone Number	E Mail	City	State Or Province	Total Bid Amount	Total Awarded	Response Attachments Exist
CSA Central, Inc.	Roberto Leon	3054615484	flpursuits@csagroup.com	Pembroke Pines	FL	0.00	0.00	Yes
Forefront AE	Justin Parker	8888503323	justinp@ff-ae.com	Clermont	FL	0.00	0.00	Yes

Event Lines And Responses

Item	Description	Unit of Measure	Quantity
ARCHITECTURAL SERVICES PROVIDENT-	Architectural Services Provident Park	EA	1.0000

Responses

Supplier	Bid Quantity	Unit of Measure	Unit Price	Award Amount
CSA Central, Inc.	1.0000	EA	0.000	0.00
Forefront AE	1.0000	EA	0.000	0.00

Header Questions And Responses

continued...

QUESTION

Did you sign and attach all the required forms

Question Responses

Supplier	Name	Answer
3037	CSA Central, Inc.	Yes
5143	Forefront AE	Yes

QUESTION

The attached Anti-Human Trafficking Affidavit will be requested by the City from the awarded firm. This is an exhibit only and is not needed as part of your proposal.

Question Responses

Supplier	Name	Answer
3037	CSA Central, Inc.	Yes
5143	Forefront AE	Yes

Contacts

Name	Email
PAULETTE HEMMINGS TURNER	pturner@fortlauderdale.gov

Q And A

Supplier	Question	Answer
Rukan Architecture	Do we have to send the forms as a separate document or we can adapt them to our proposal?	The Required Forms are to be completed and attached per instruction in the Question Tab.

continued...

Supplier	Question	Answer
The Tamara Peacock Company Architects of Florida Inc.	Will the City still use the same subconsultants that the previous Architects used or is the City expecting Architecture Firms to submit new teams with subconsultants of their choice?	There are no limitations regarding the selection or engagement of sub-consultants.
CSA Central, Inc.	The documents attached to and scope of work outlined in this solicitation indicate that design is complete and a permit set was issued in 10/25/2023. Why is the City not proceeding with the former design team, ACAI Associates and Craven Thompson?	ACAI Associates, Inc. discontinued its business operations in March 2024, resulting in the project remaining incomplete.
CSA Central, Inc.	Please confirm that the City desires for the winning firm to simply proceed with the design as-is, by having the winning firm assume professional and legal responsibility?	The City confirms that the awarded firm will proceed with the design as-is and the awarded firm accepts the professional and legal responsibility of the designs.
CSA Central, Inc.	Does the City anticipate and necessary minor or major redesign from the winning firm?	The City does not anticipate any new or major redesign.
CSA Central, Inc.	Does the City currently have unrestricted rights to the design and documentation furnished by ACAI Associates Inc?	The city owns the rights to the design and documentation furnish by ACAI Associates Inc.
CSA Central, Inc.	Could we formally request an extension of the deadline for this solicitation?	The City is not contemplating an extension at this time.
CSA Central, Inc.	Please provide Comments issued by the Fort Lauderdale Building Department to the ACAI Associates 2023 Permit Set as referenced in the Scope of Work.	Please refer to Addendum 1
CSA Central, Inc.	Can you provide the results of the responses to public surveys conducted by the Northwest-Progresso-Flagler Heights CRA?	The Northwest Progresso Flager Heights CRA did not conduct any public survey associated with this project.
CSA Central, Inc.	Has the 5-Year Strategic Plan (2013) for the Northwest-Progresso-Flagler Heights CRA been updated. Provide a link to documents.	There has not been any update(s) to the 5-Year Strategic Plan.
CSA Central, Inc.	Is there a list of historical markers near the Park that will be subjected to preferential assessment and preservation clauses.	There are no Historical Markers located in or around the park.

Header Comments

continued...

Title

Architectural Services Provident Park



Arborist Report is required for any trees 18+”DBH, to justify how the condition rating was established.

Will existing Irrigation be used? If not, an Irrigation plan and and Irrigation permit would be required.

BUILDING: 1. "[110.10.2 Broward] Owner to employ a Special Building Inspector for the following required inspections:

- 110.10.2.1 Precast Concrete Units
- 110.10.2.2 Reinforced unit masonry
- 110.10.2.3 Connections
- 110.10.2.4 Metal Building Systems

Special Inspector Form download: <http://www.fortlauderdale.gov/home/showdocument?id=6475>

Special Inspector Form requires the acknowledgement signatures of the owner and contractor."

2. [1803.1 FBC] Provide soil bearing affidavit or provide Geo-Tech investigation report with recommendations. Soil bearing capacity affidavit is available for download at the following link: <http://www.fortlauderdale.gov/home/showdocument?id=6473>

3. [107.3.5.2 Broward] Provide the cut sheet/specs for the HSS steel columns from manufacturer in compliance with AISC 360 and FBC Section 2214.3 (4) ANSI/AWS and (14) STI.

4. [1512.2.1 FBC] All roofing components, roofing systems and roofing assemblies for construction regulated by this code shall comply with this chapter. All roofing components, roofing systems and roofing assemblies shall have a valid and current product approval.

RD-15, where permitted by ordinance. Such signs may not exceed five (5) feet in height and may not be installed in such a manner that a total height of eight (8) feet above natural grade is exceeded. Ground signs shall conform to size specifications as shown in subsection D.1. Ground signs shall have a minimum setback of five (5) feet from the front property line and a minimum of five (5) feet from interior side property line. Such signs in RC-15, RM-15, RML-25, RMM-25 and RMH-25 zones shall not exceed twenty-four (24) square feet. Such signs shall not be located within the twenty-five-foot sight triangle as described in this section.

ELECTRICAL: An electrical permit is required. FBC 105.1

All other terms, conditions and specifications remain unchanged.

Paulette Hemmings Turner

Snr. Purchasing Specialist

Company Name: _____
(Please print)

Bidder's Signature: _____

Date: _____



PROVIDENT PARK SITE IMPROVEMENTS

1412 NW 6TH STREET,
FORT LAUDERDALE FL 33311

PERMIT SET
October 25, 2023

GENERAL INDEX				
SHEET NO.	DESCRIPTION	ISSUE DATE	REV.	REV. DATE
GN-000	COVER SHEET	10/25/2023		
S-1	TOPOGRAPHIC SURVEY	10/25/2023		

CIVIL INDEX				
SHEET NO.	DESCRIPTION	ISSUE DATE	REV.	REV. DATE
C-0	CIVIL COVER SHEET	10/25/2023		
C-1	GENERAL NOTES	10/25/2023		
C-2	DEMOLITION PLAN	10/25/2023		
C-3	EROSION CONTROL PLAN	10/25/2023		
C-4	EROSION CONTROL DETAILS	10/25/2023		
C-5	ENGINEERING PLAN	10/25/2023		
C-6	CROSS SECTIONS	10/25/2023		
C-7	WATER & SEWER DETAILS	10/25/2023		
C-8	DETAILS	10/25/2023		

LANDSCAPE INDEX				
SHEET NO.	DESCRIPTION	ISSUE DATE	REV.	REV. DATE
TD-OTD	OVERALL TREE DISPOSITION PLAN	10/25/2023		
LP-1	LANDSCAPE PLAN	10/25/2023		
LP-2	LANDSCAPE NOTE	10/25/2023		
LP-3	LANDSCAPE DETAILS	10/25/2023		

ARCHITECTURAL INDEX				
SHEET NO.	DESCRIPTION	ISSUE DATE	REV.	REV. DATE
AS-101	ARCHITECTURAL SITE PLAN	10/25/2023	1	6/17/22
A-101	FLOOR PLAN, REFLECTED CEILING PLAN AND ROOF PLAN	10/25/2023		
A-201	EXTERIOR ELEVATIONS AND SECTION PLAN	10/25/2023		
A-502	DOOR SCHEDULE AND DETAILS	10/25/2023		

STRUCTURAL INDEX				
SHEET NO.	DESCRIPTION	ISSUE DATE	REV.	REV. DATE
S-0.00	STRUCTURAL NOTES	10/25/2023		
S-0.01	STRUCTURAL NOTES	10/25/2023		
S-1.00	TYPICAL DETAILS	10/25/2023		
S-2.00	GROUND FLOOR PLAN & ROOF PLAN	10/25/2023		
S-3.00	SECTIONS AND DETAILS	10/25/2023		
S-3.01	SECTIONS AND DETAILS	10/25/2023		
S-3.10	SECTIONS AND DETAILS	10/25/2023		
S-4.00	SCHEDULES AND COMPONENTS AND CLADDING DIAGRAM	10/25/2023		
S-5.00	3D VIEWS	10/25/2023		
S-6.00	MONUMENT ENTRY SIGN & PEDESTAL FLOOR PLANS	10/25/2023		

ELECTRICAL INDEX				
SHEET NO.	DESCRIPTION	ISSUE DATE	REV.	REV. DATE
SE-100	SITE ELECTRICAL	10/25/2023		
E-000	ELECTRICAL LEGEND AND SPECIFICATIONS	10/25/2023		
E-100	BANDSHELL ELECTRICAL PLAN	10/25/2023		

PLUMBING INDEX				
SHEET NO.	DESCRIPTION	ISSUE DATE	REV.	REV. DATE
SP-100	SITE PLUMBING	10/25/2023		
P-100	PLUMBING, LEGEND, DETAILS, ISOMETRIC AND SPECIFICATIONS	10/25/2023		

PROJECT OWNER

CLIENT: **CRA FORT LAUDERDALE, COREY RITCHE**

914 NW 6TH STREET, SUITE #200
FORT LAUDERDALE, FL 33311
954.828.6130

PROJECT LOCATION MAP

LOCATION MAP
NOT TO SCALE

PROJECT DESIGN TEAM

PRIME CONSULTANT / ARCHITECT OF RECORD:

ACAI
architecture • engineering
www.acaiarchitects.com

AAC001323 EB0004379 CGC010769
2 9 3 7 W. Cypress Creek Rd., Suite 2 0 0
Fort Lauderdale, FL 33309
Tel: 954.484.4000 Fax: 954.484.5588

PROFESSIONAL IN CHARGE
ADOLFO J. COTILLA, JR., AIA
REGISTRATION NUMBER AR-0008011

CIVIL:

CRAVEN THOMPSON & ASSOCIATES, INC.
3563 NW 53RD STREET
FORT LAUDERDALE, FL 33309
P: 954.739.6400

LANDSCAPE:

CRAVEN THOMPSON & ASSOCIATES, INC.
3563 NW 53RD STREET
FORT LAUDERDALE, FL 33309
P: 954.739.6400

STRUCTURAL:

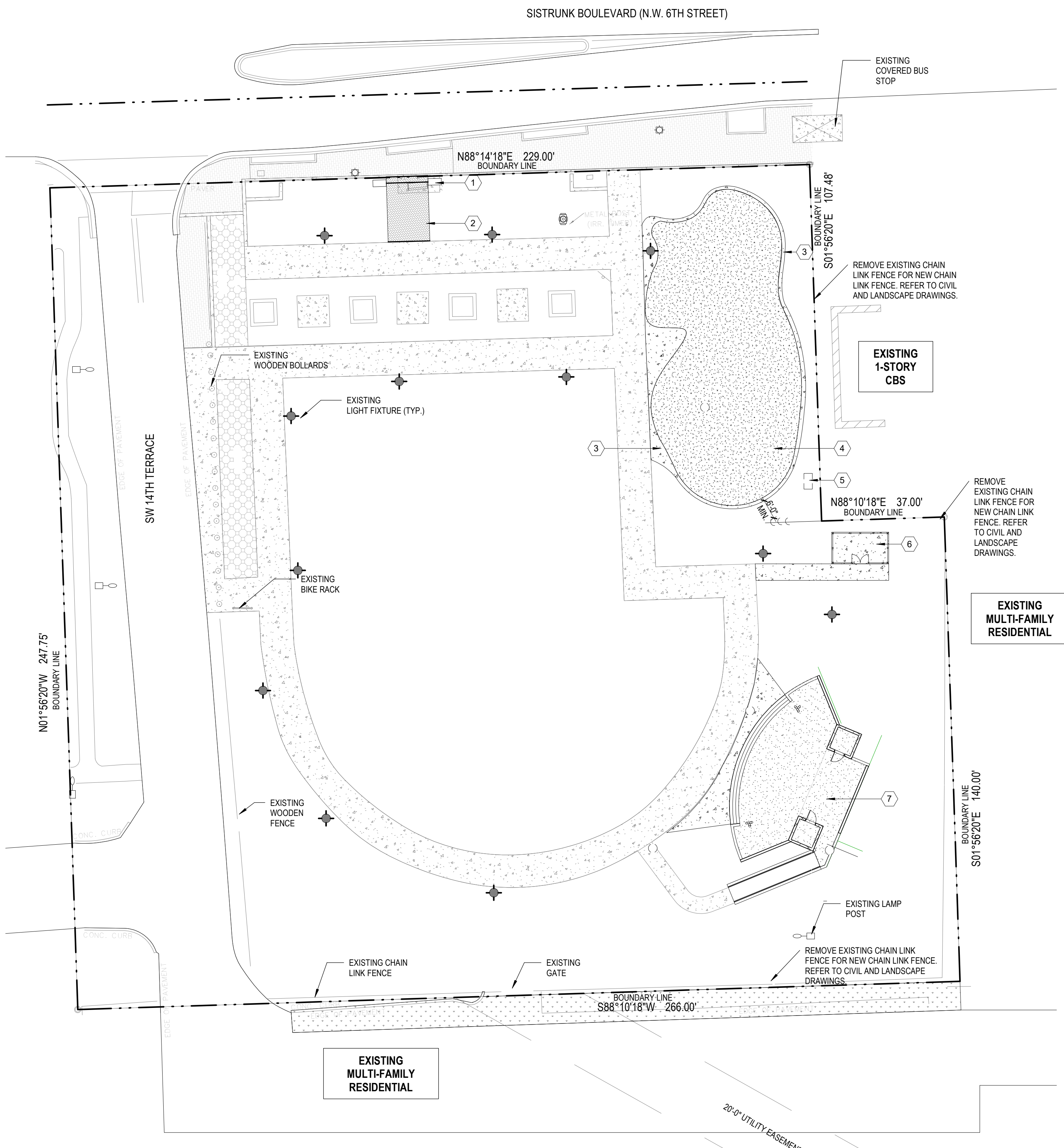
MUE Engineers, Inc.
3440 NE 12TH AVENUE
OAKLAND PARK, FL 33334
P: 954.324.4730

ELECTRICAL:

CES ENGINEERING
2937 W. CYPRESS CREEK RD. SUITE 102
FORT LAUDERDALE, FL 33309
P: 954.990.0556

ACAI PROJECT NUMBER: 19-023 G04

EXISTING MULTI-FAMILY RESIDENTIAL



1 SITE PLAN
1" = 20'-0"

SITE PLAN LEGEND		N.T.S.
	PROPERTY LINES WITH DISTANCES AND BEARINGS	
	EXISTING CONCRETE WALKWAYS TO REMAIN	
	NEW PAVERS	
	EXISTING ASPHALT & PERVIOUS AREAS TO REMAIN	
	AREA FOR NEW SPLASHPAD	
	FIRE HYDRANT	
	BOLLARD	
	AS-BUILT SITE LIGHTING	
	AS-BUILT SITE LIGHTING - 2017	
	BICYCLE STAND	
	REMOVAL OF AS-BUILT SITE LIGHTING - 2017	
	EXISTING GUY WIRE	
	EXISTING LAMP POST	

REFER TO SURVEY FOR ADDITIONAL INFORMATION RELATED TO EXISTING IMPROVEMENTS ON THE SITE

KEY NOTES	
1	NEW ENTRANCE GATEWAY (BY OTHERS)
2	NEW DECORATIVE PAVING (BY OTHERS)
3	NEW CONCRETE APRON
4	NEW SPLASHPAD. PLANS TO BE COMPLETED BY SPECIALTY CONTRACTOR SUBMITTED AS SHOP DRAWINGS.
5	EXISTING ELECTRICAL SERVICE TO BE RELOCATED
6	NEW CONCRETE PAD WITH 6 FT HIGH CHAINLINK ENCLOSURE FOR RELOCATED ELECTRICAL SERVICE AND NEW SPLASHPAD EQUIPMENT - FINAL SIZE TBD.
7	NEW BAND SHELL

SCOPE OF WORK	
THIS PROJECT IS LIMITED TO A NEW ENTRANCE GATEWAY, MONUMENTS, NEW SPLASH PAD, AND NEW BANDSHELL ONLY. ALL OTHER LANDSCAPE AND HARDSCAPING SHOWN IS EXISTING UNLESS NOTED.	
SITE DATA	
PROJECT NAME: PROVIDENT PARK	
ZONING DISTRICT: P-PUBLIC	
LAND USE: PARKS, RECREATION, AND OPEN SPACE AREAS	
LEGAL DESCRIPTION: FIRST ADD TO TUSKEGEE PARK 9-65 B LOTS 4,5,6 BLK 2 LESS RW, LOTS 7 THRU 9 BLK 2, LOTS 1&2 BLK 3 LESS RW, LOTS 35 THRU 38 BLK 3	
WATER/WASTEWATER SERVICE PROVIDER: BROWARD COUNTY WATER AND WASTEWATER SERVICES	
NON-RESIDENTIAL DEVELOPMENT (LAND USE):	
FOOTPRINTS	STORIES GROSS SF
COVERED AREA: BANDSHELL (64'-10" x 43'-1")	1 1,754 SF
SPLASH PAD (INCL. CONCRETE APRON)	N/A 4,712 SF
SETBACKS:	
FRONT (NORTH)	REQUIRED: 25 FT. PROVIDED: 25 FT.
SECONDARY FRONT	N/A N/A
SIDE (EAST & WEST)	25 FT. 25 FT.
REAR (SOUTH)	25 FT. 25 FT.
PROJECT SITE AREA:	
PROVIDENT PARK	
IMPROVED AREAS:	
BANDSHELL:	1,754 SF
SPLASHPAD AREA:	4,712 SF
EXISTING:	
LANDSCAPED AREA:	44,799 SF
VEHICULAR USE AREA (PARKING & CIRCULATION):	N/A
TOTAL SITE:	51,265 SF 1.76 ACRES
LOT AREA:	61,882 SF 1.42 ACRES
FLOOR AREA RATIO (FAR): MAX = 2.0	PROVIDED = .3

SUBMITTALS:		
PHASE	DATE	
SITE PLAN LEVEL 1	4.8.2022	
PERMIT SET	10/25/2023	

REVISIONS:		
NO.	DESCRIPTION	DATE
1	SITE PLANE LEVEL 1-REV	6/17/22

PROJECT TEAM
PROFESSIONAL IN CHARGE


ADOLFO J. COTILLA, JR., AIA
REGISTRATION NUMBER AR-0008011

APPROVED BY AUC

DESIGNED BY SR

DRAWN BY SR

CHECKED BY DW



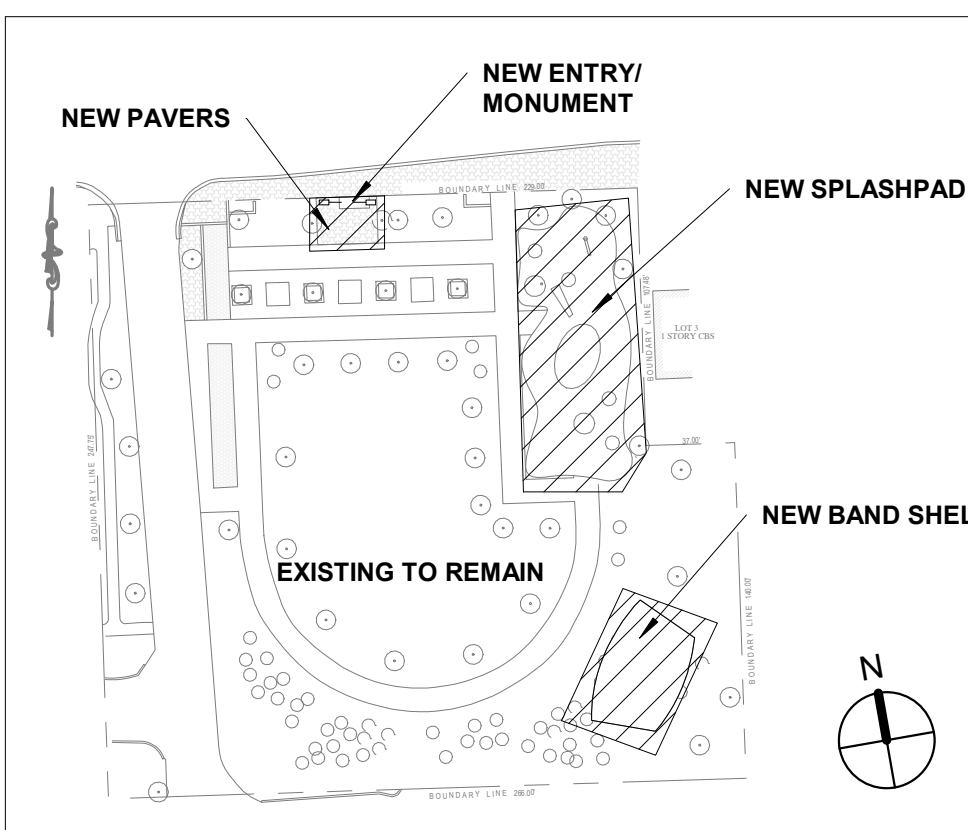
This seal has been electronically signed and sealed by Adolfo J. Cotilla, Jr. on the date adjacent to the seal.

Printed copies of this document are not considered signed and sealed and the signature must be verified on any electronic copies.



RENDERING ENTRANCE MONUMENT

NOTE: THIS RENDERING IS A CONCEPT AND MAY DIFFER FROM THE FINISH OUTCOME. THE CONCEPT IS DESIGNED BY LOCAL ARTIST GEORGE GADSON. PAVING AND ENTRANCE STRUCTURE SHOWN FOR REFERENCE ONLY. PLANS FOR THESE ELEMENTS TO BE COMPLETED BY OTHERS.



KEYPLAN NEW IMPROVEMENTS SCALE 1" = 160'-0"

DESIGN CONSULTANT

Provident Park at Sistrunk Blvd
1412 NW 6TH STREET
FORT LAUDERDALE, FL 33311

ARCHITECTURAL SITE PLAN

SHEET TITLE

ACAI
associates, inc.
architectural-engineering
roofing consulting
construction management

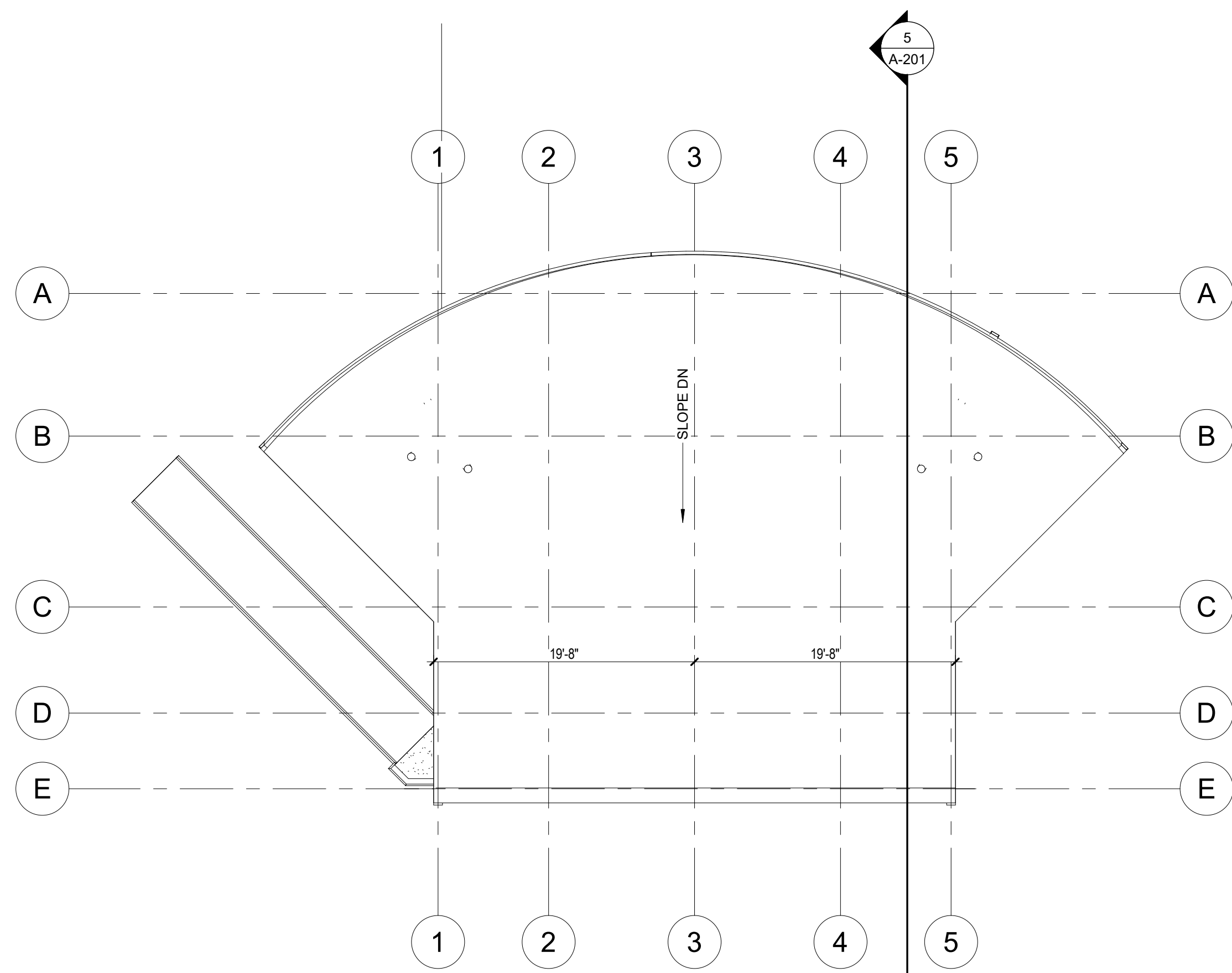
AAC001323-EB0004379-CGC010769
2937 W. Cypress Creek Rd., Suite 200
Fort Lauderdale, Florida 33309
Tel: 954.484.4000 • Fax: 954.484.5588
www.acaiarchitects.com
ARCHITECT OF RECORD

19-023 G04
PROJECT NUMBER

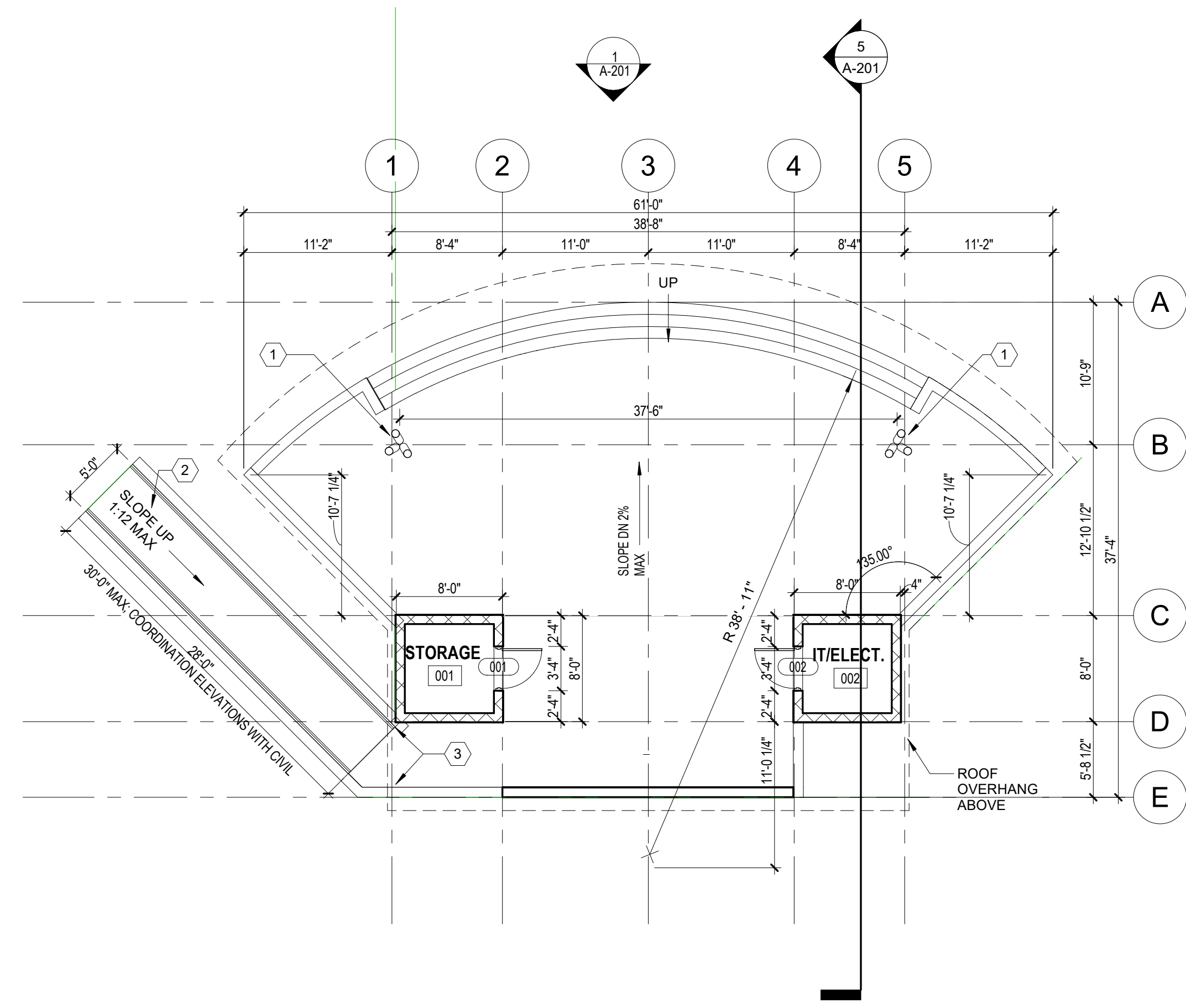
AS-101
SHEET NUMBER

TO THE BEST OF MY KNOWLEDGE AND ABILITY THESE PLANS ARE COMPLETE AND COMPLY WITH THE APPLICABLE BUILDING CODES.

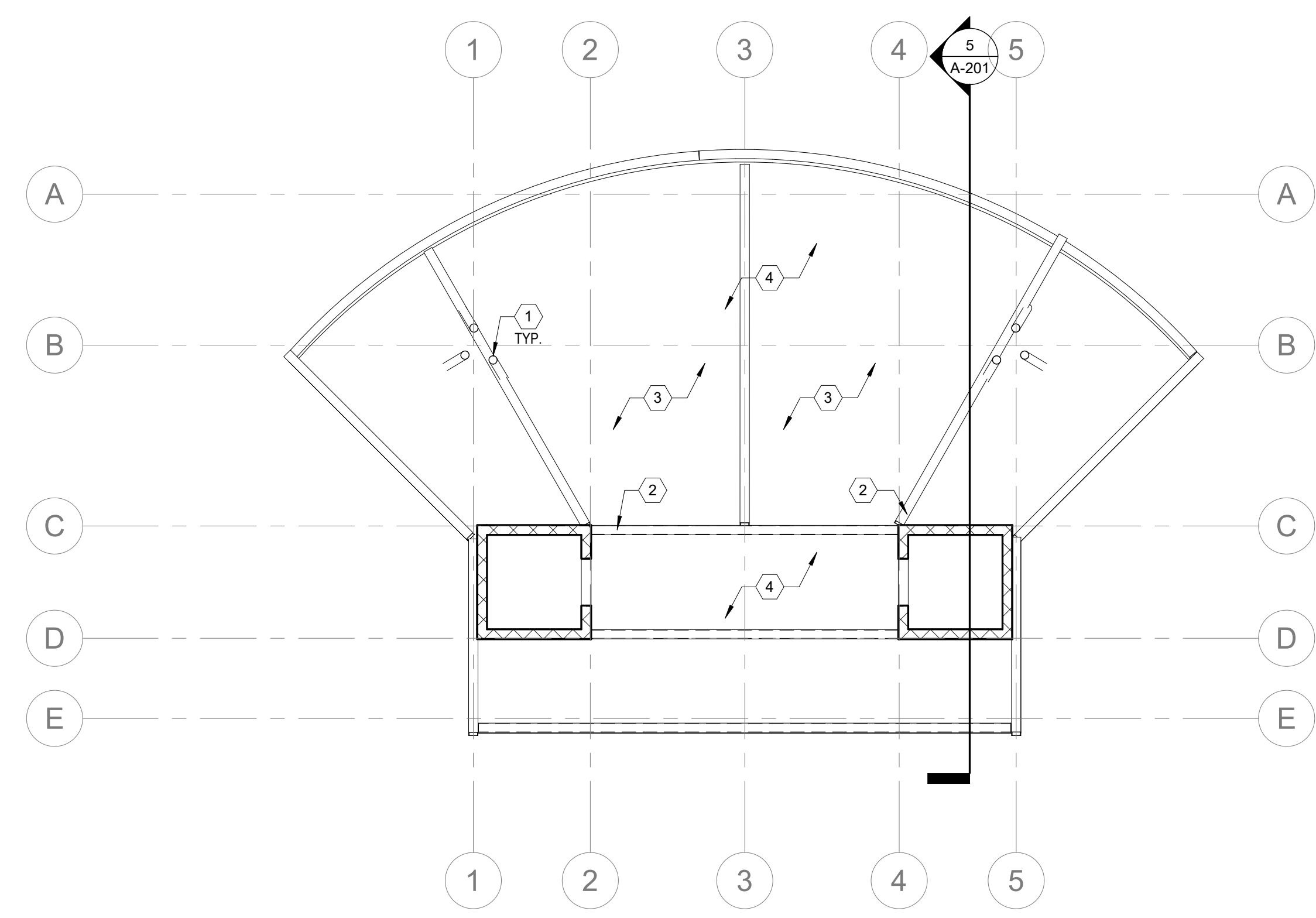
COPYRIGHT 2020 BY ACAI ASSOC., INC.
Exhibit 1
Page 90 of 123



2 BAND SHELL ROOF PLAN
1/8" = 1'-0"



1 BAND SHELL FLOOR PLAN
1/8" = 1'-0"



3 BAND SHELL REFLECTED CEILING PLAN
1/8" = 1'-0"

FLOOR PLAN LEGEND		N.T.S.
○	NEW COLUMN. SEE STRUCTURAL DRAWINGS	
▬	NEW CONCRETE WALL. SEE PARTITION TYPES	
▬	NEW CMU WALL. SEE PARTITION TYPES	
▬	NEW INTERIOR PARTITION. SEE PARTITION TYPES	
▬	NEW SMOKE RATED PARTITION. SEE PARTITION TYPES	
▬	NEW FIRE RATED PARTITION. SEE PARTITION TYPES	
⌋	NEW DOOR. SEE DOOR SCHEDULE AND DETAILS	
▨	INDICATES EXISTING AREA NOT IN CONTRACT	
- - -	PROJECT LIMIT LINE	1/A-102 1/A-103
---	MATCHLINE	

FLOOR PLAN KEY NOTES

- STRUCTURAL TUBE COLUMNS. REFER TO STRUCTURAL DRAWINGS
- ADA RAMP
- HANDRAILS. REFER TO DETAIL

RCP PLAN KEY NOTES

- STRUCTURAL TUBE COLUMNS. REFER TO STRUCTURAL DRAWINGS
- STRUCTURAL BEAM. REFER TO STRUCTURAL DRAWINGS
- NEW SPEAKERS. REFER TO ELECTRICAL DRAWINGS
- NEW LIGHTING. REFER TO ELECTRICAL DRAWINGS

SUBMITTALS:	
PHASE	DATE
SITE PLAN LEVEL 1	4.8.2022
PERMIT SET	10/25/2023

REVISIONS:

NO.	DESCRIPTION	DATE

PROJECT TEAM
PROFESSIONAL IN CHARGE


ADOLFO J. COTILLA, JR., AIA
REGISTRATION NUMBER AR-0008011

APPROVED BY AJC

DESIGNED BY ACAI

DRAWN BY ACAI

CHECKED BY ACAI




11/10/2023
This Seal has been electronically signed and sealed by Adolfo J. Cotilla, Jr. on the date adjacent to the seal.
Printed copies of this document are not considered signed and sealed and the signature must be verified on any electronic copies.

DESIGN CONSULTANT

Provident Park at Sistrunk Blvd
1412 NW 6TH STREET
FORT LAUDERDALE, FL 33311

FLOOR PLAN, REFLECTED CEILING PLAN AND ROOF PLAN

SHEET TITLE



AAC001323-EB0004379-CGC010769
2937 W. Cypress Creek Rd., Suite 200
Fort Lauderdale, Florida 33309
Tel: 954.484.4000 • Fax: 954.484.5588
www.acaiarchitects.com
ARCHITECT OF RECORD

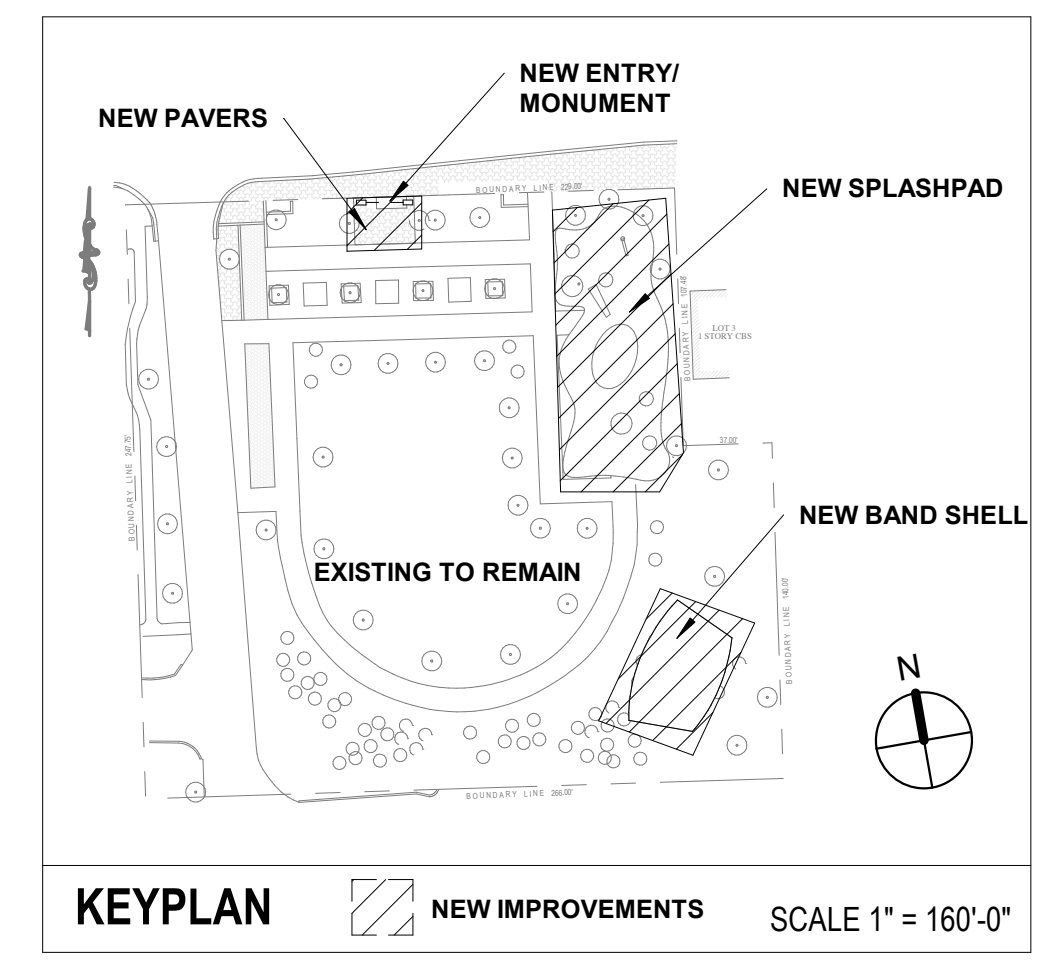
19-023 G04

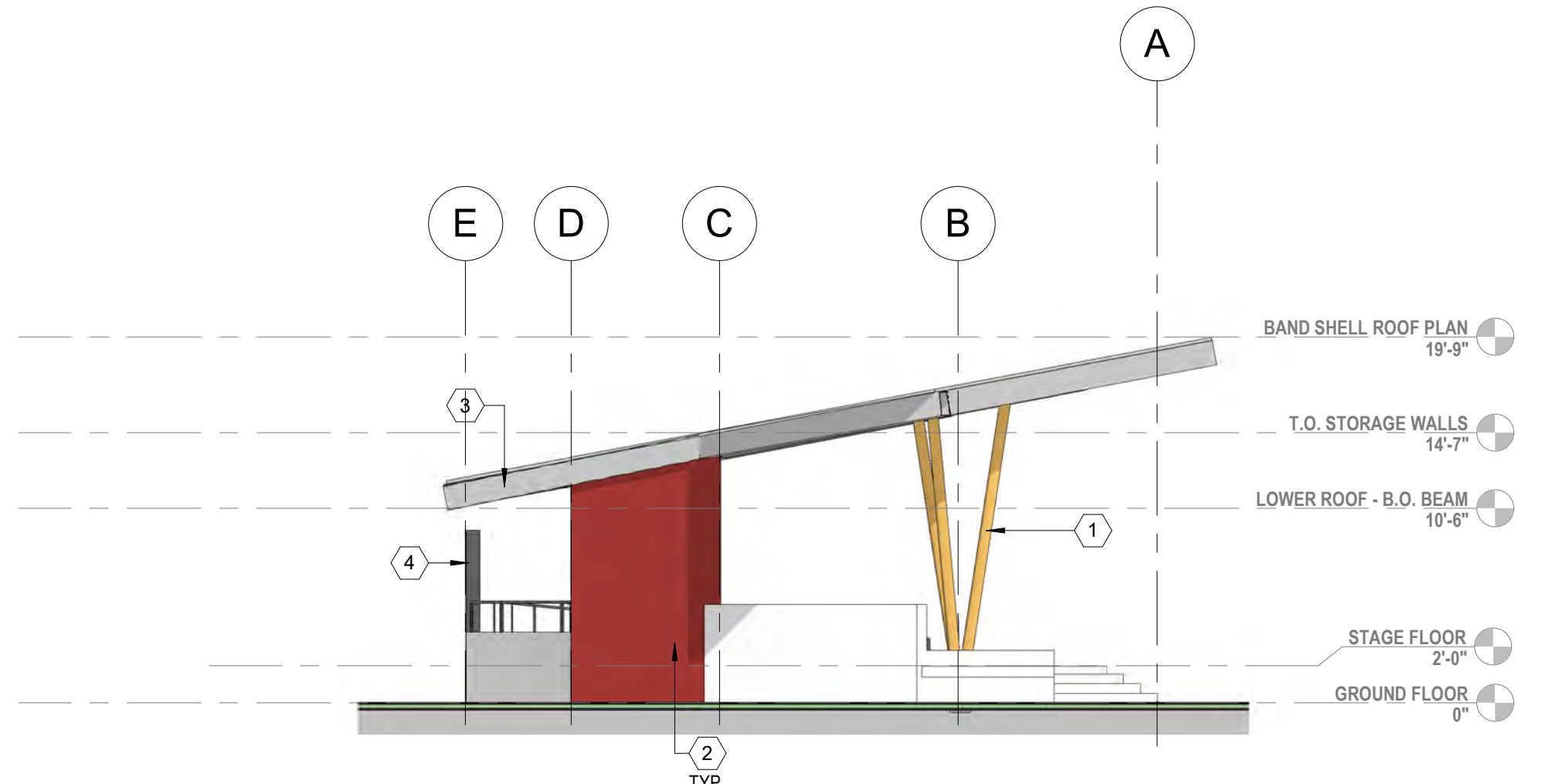
PROJECT NUMBER

A-101

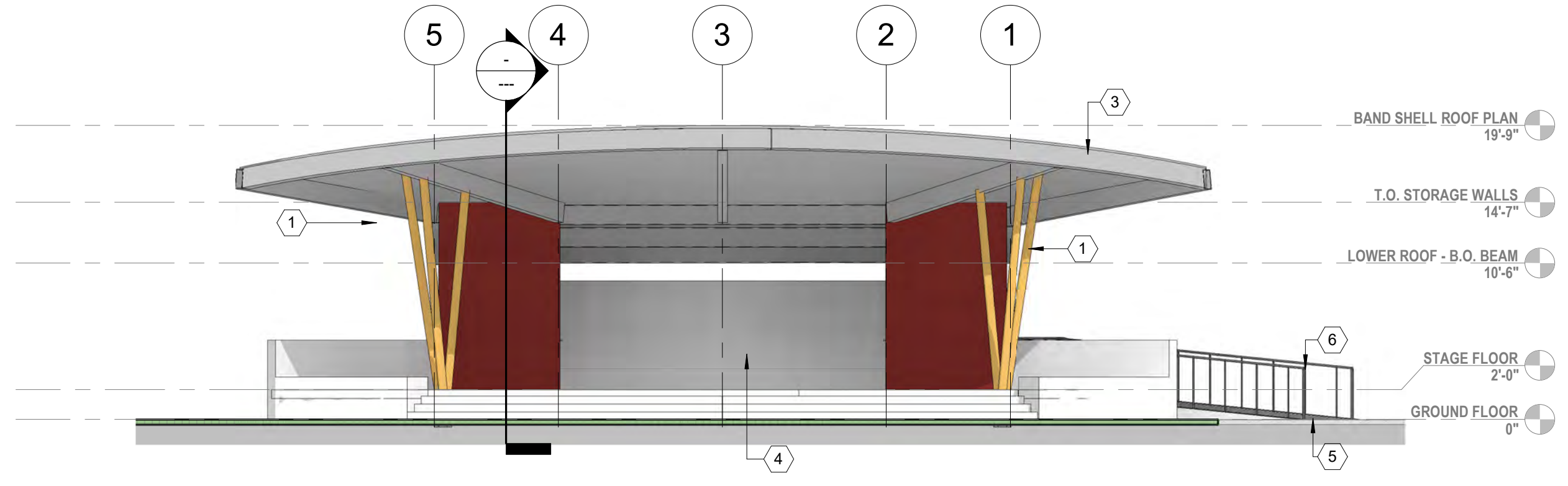
TO THE BEST OF MY KNOWLEDGE AND ABILITY THESE PLANS ARE COMPLETE AND COMPLY WITH THE APPLICABLE BUILDING CODES.

COPYRIGHT 2022 BY ACAI ASSOC., INC.
Exhibit 1
Page 91 of 123

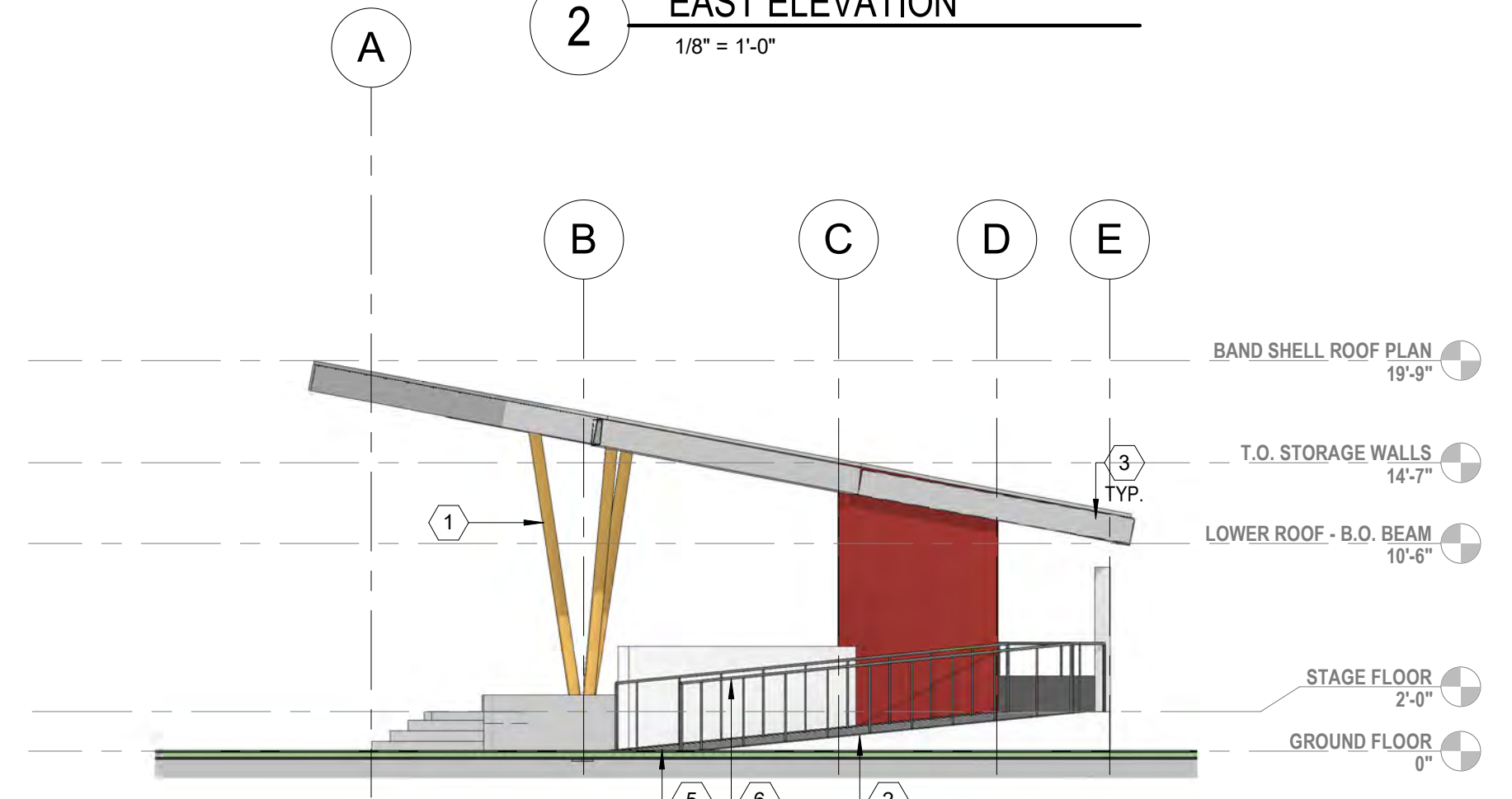




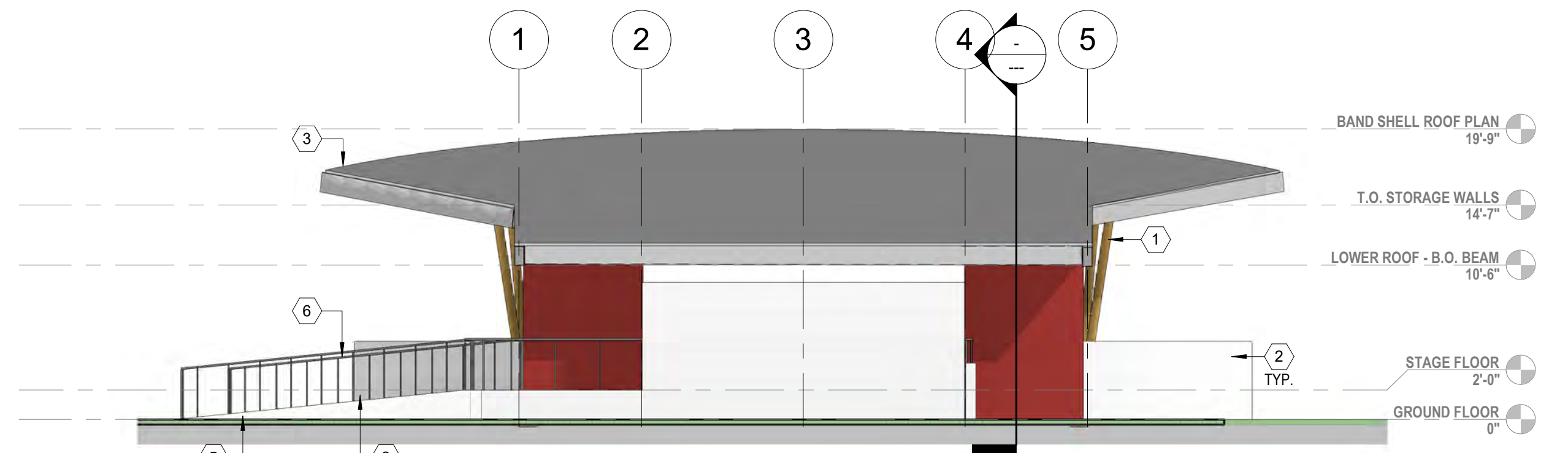
2 EAST ELEVATION
1/8" = 1'-0"



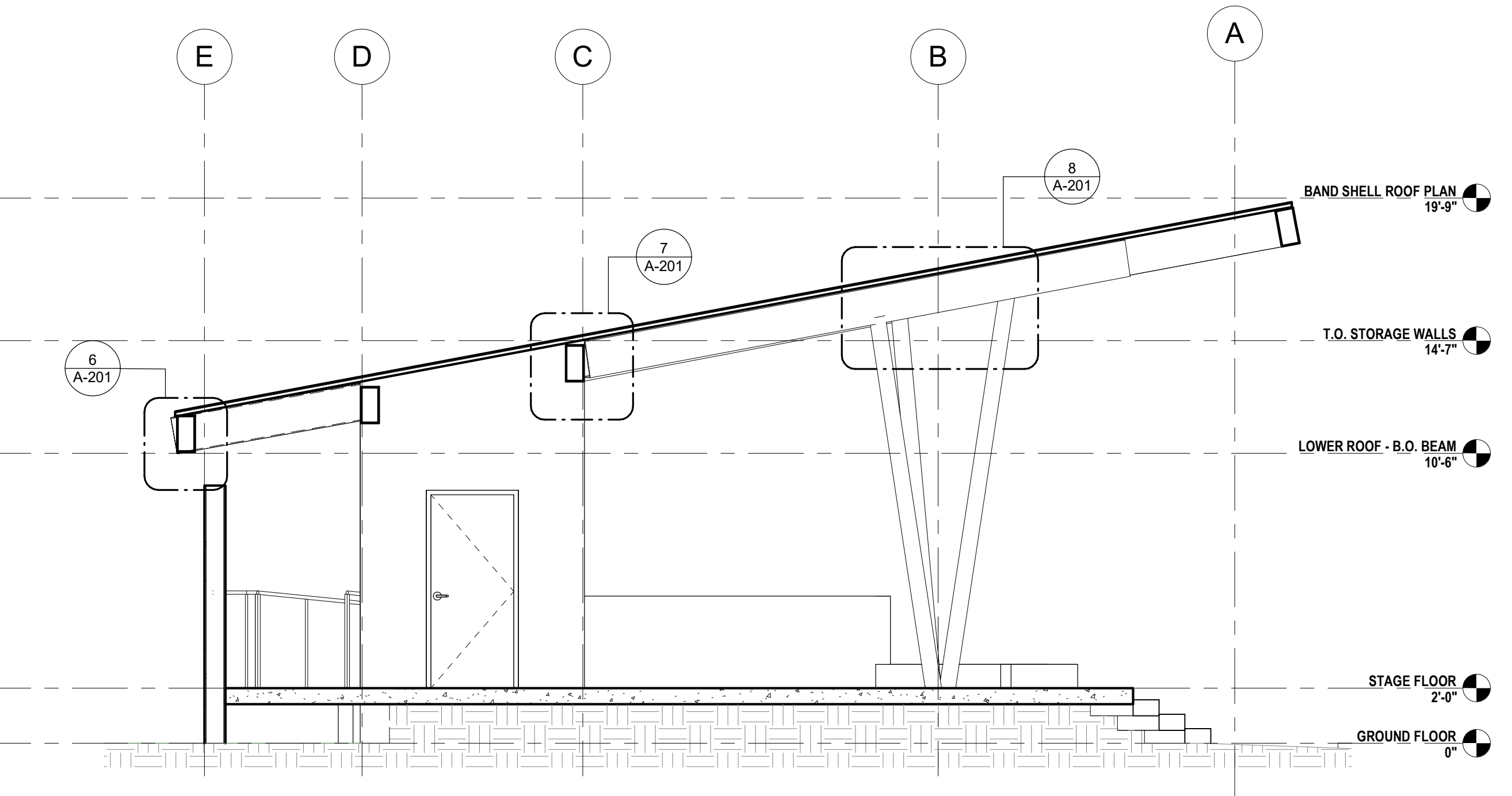
1 NORTH ELEVATION
1/8" = 1'-0"



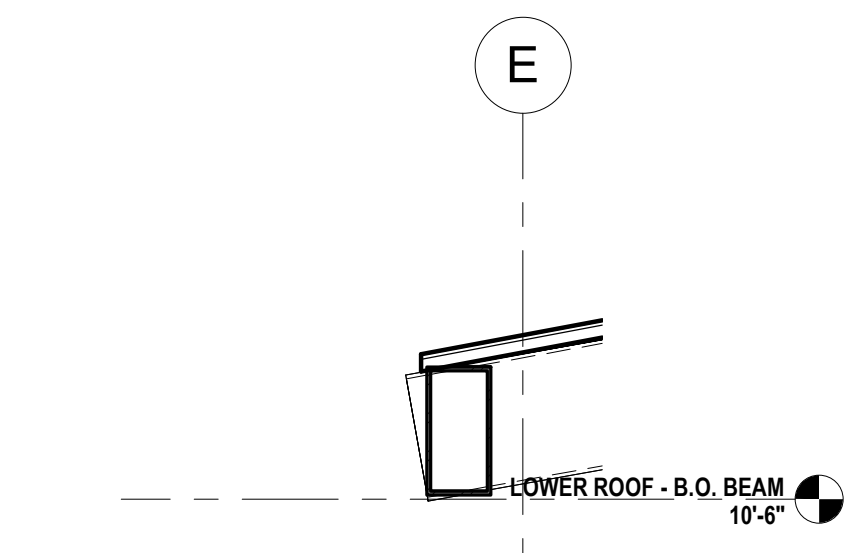
4 WEST ELEVATION
1/8" = 1'-0"



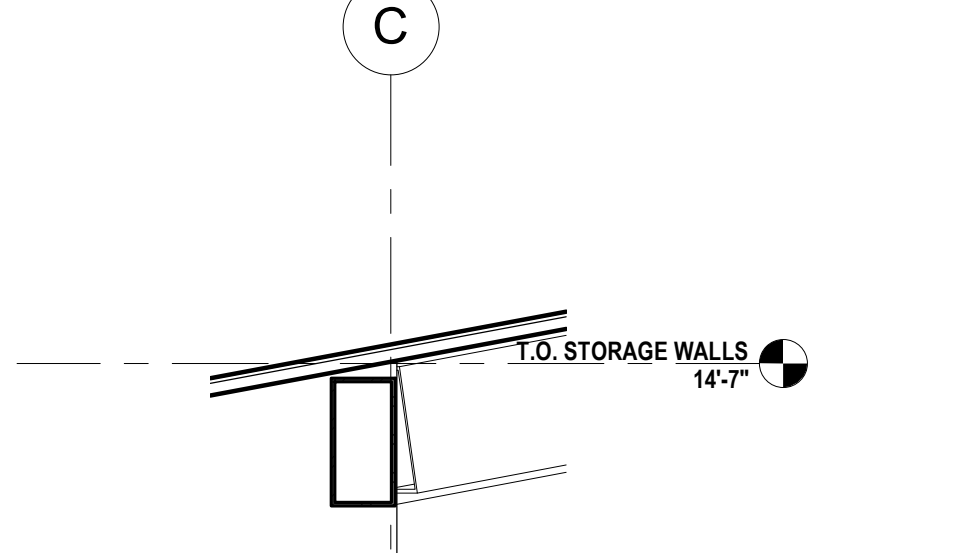
3 SOUTH ELEVATION
1/8" = 1'-0"



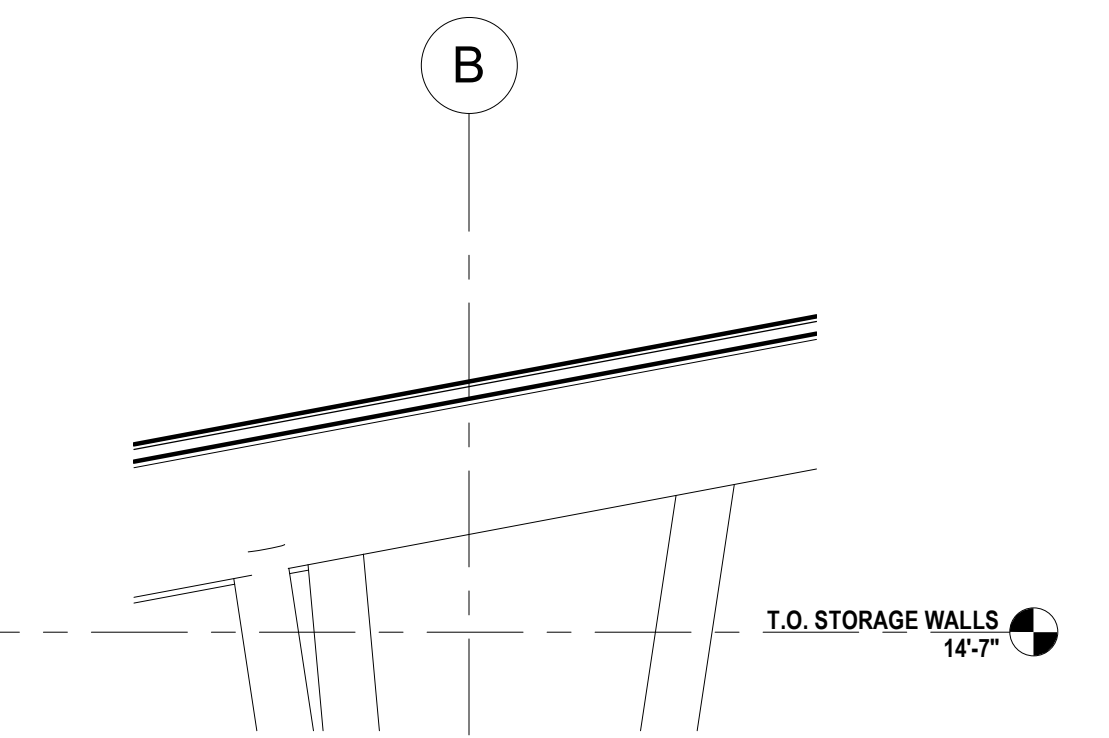
5 BAND SHELL - SECTION
1/4" = 1'-0"



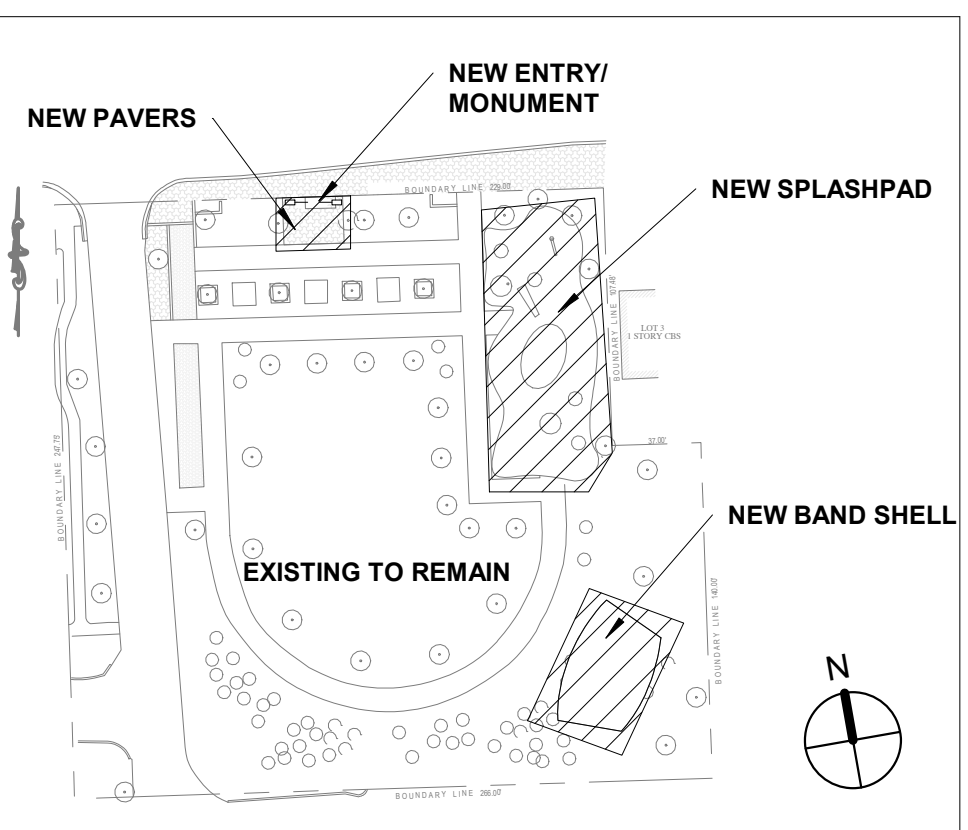
6 BAND SHELL - GUTTER DETAIL
1/2" = 1'-0"



7 BAND SHELL - BEAM DETAIL
1/2" = 1'-0"



8 BAND SHELL - COLUMN DETAIL
1/2" = 1'-0"



KEYPLAN 1" = 160'-0"

PAINT LEGEND	
ITEM	EXTERIOR PAINT COLOR
PT-1	PAINT #1 SW 7005 PURE WHITE - SHERWIN WILLIAMS
PT-2	PAINT #2 SW 6601 Tanager - SHERWIN WILLIAMS
PT-3	PAINT #3 SW 6897 SUNDANCE - SHERWIN WILLIAMS


ACTUAL COLORS MAY VARY FROM WHAT IS DEPICTED ON THE SHEET.
TBC = TO BE CONFIRMED

ELEVATION KEY NOTES		
1	STRUCTURAL TUBE COLUMNS	
2	CONCRETE WALL	
3	METAL CANOPY	
4	CANVAS WALL FOR FUTURE MURAL	
5	ADA RAMP	
6	METAL RAILINGS	

SUBMITTALS:	
PHASE	DATE
SITE PLAN LEVEL 1	4.8.2022
PERMIT SET	10/25/2023

REVISIONS:		
NO.	DESCRIPTION	DATE

PROJECT TEAM
PROFESSIONAL IN CHARGE
ADOLFO J. COTILLA, JR., AIA
REGISTRATION NUMBER AR-0008011
APPROVED BY **AJC**
DESIGNED BY **ACAI**
DRAWN BY **ACAI**
CHECKED BY **ACAI**



11/10/2023
This plan has been electronically signed and sealed by Adolfo J. Cotilla, Jr. on the date adjacent to the seal.
Printed copies of this document are not considered signed and sealed and are the responsibility of the user.

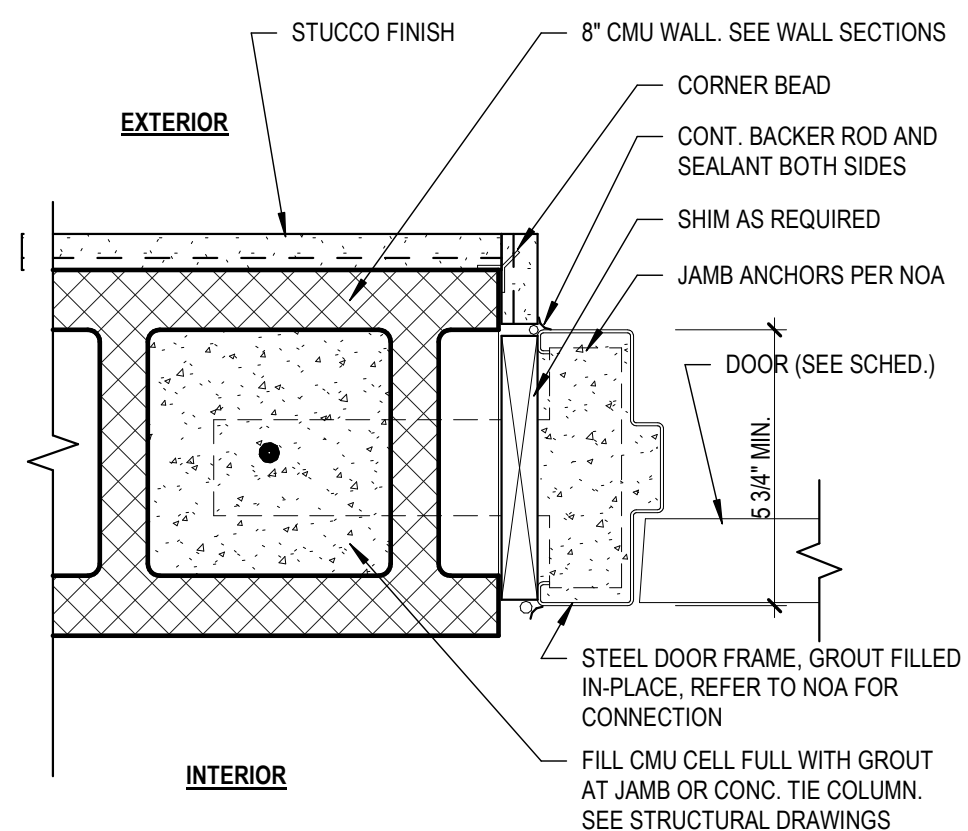
DESIGN CONSULTANT
Provident Park at Sistrunk Blvd
1412 NW 6TH STREET
FORT LAUDERDALE, FL 33311

EXTERIOR ELEVATIONS AND SECTION

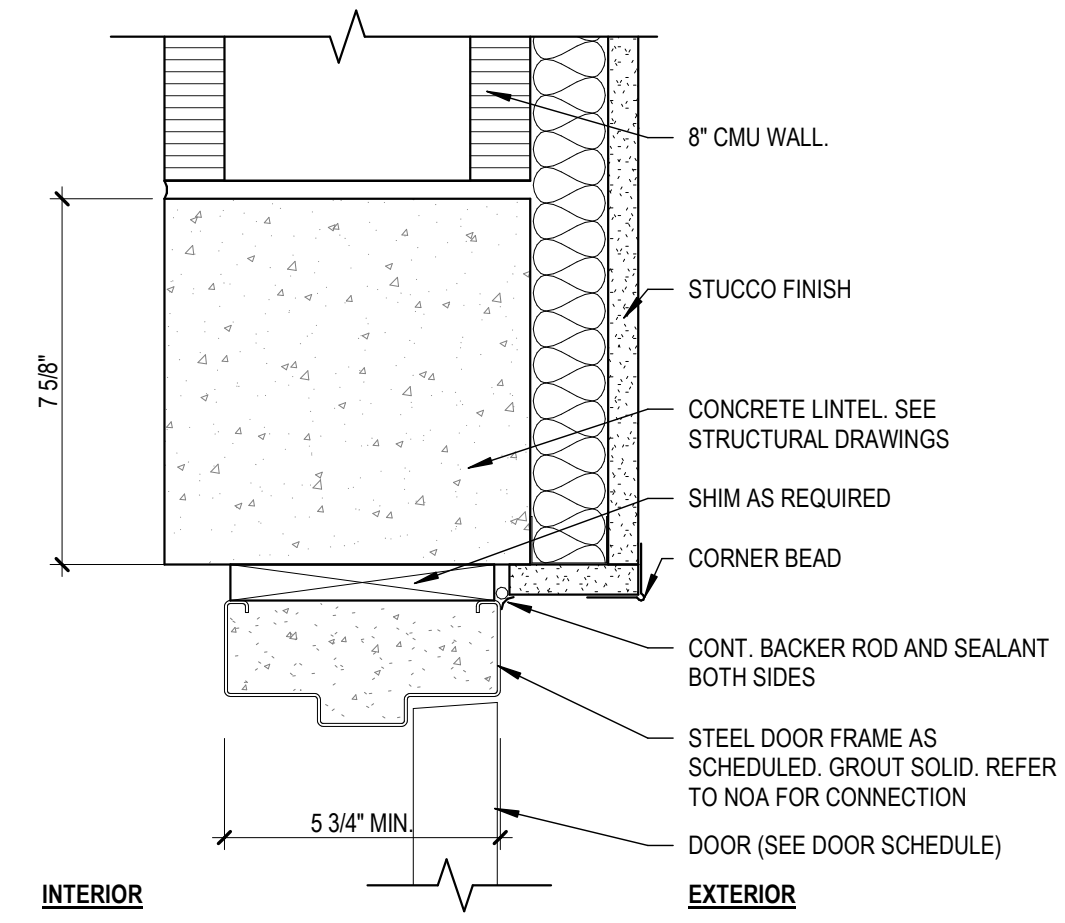
SHEET TITLE
ACAI
associates, inc.
architecture - engineering
roofing consulting
construction management
AAC001323-EB0004379-CGC010769
2937 W. Cypress Creek Rd., Suite 200
Fort Lauderdale, Florida 33309
Tel: 954.484.4000 • Fax: 954.484.5588
www.acaiarchitects.com
ARCHITECT OF RECORD

19-023 G04
PROJECT NUMBER
A-201
SHEET NUMBER

TO THE BEST OF MY KNOWLEDGE AND ABILITY THESE PLANS ARE COMPLETE AND COMPLY WITH THE APPLICABLE BUILDING CODES.
COPYRIGHT 2022 BY ACAI ASSOC., INC.
Exhibit 1
Page 92 of 123

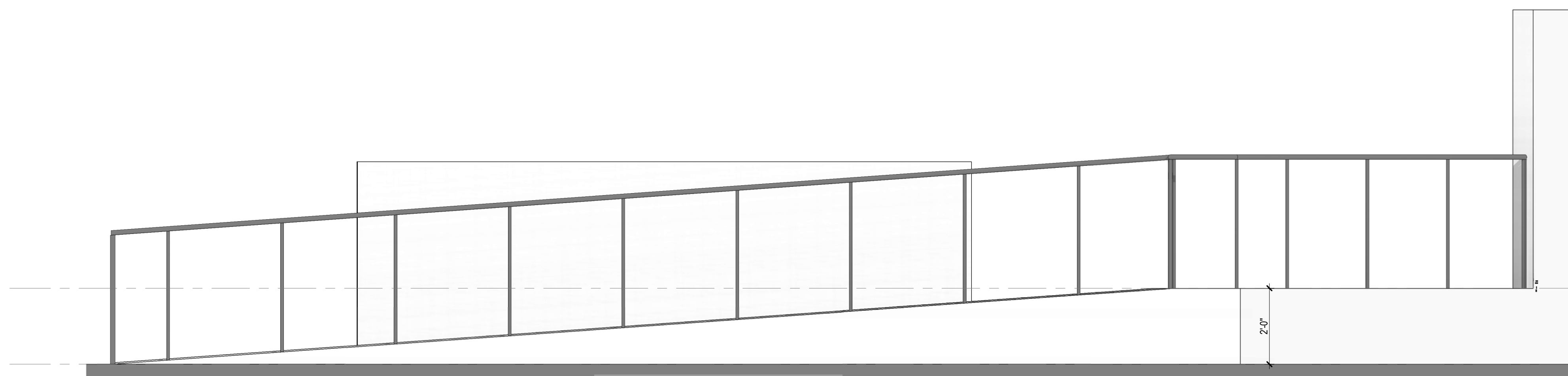
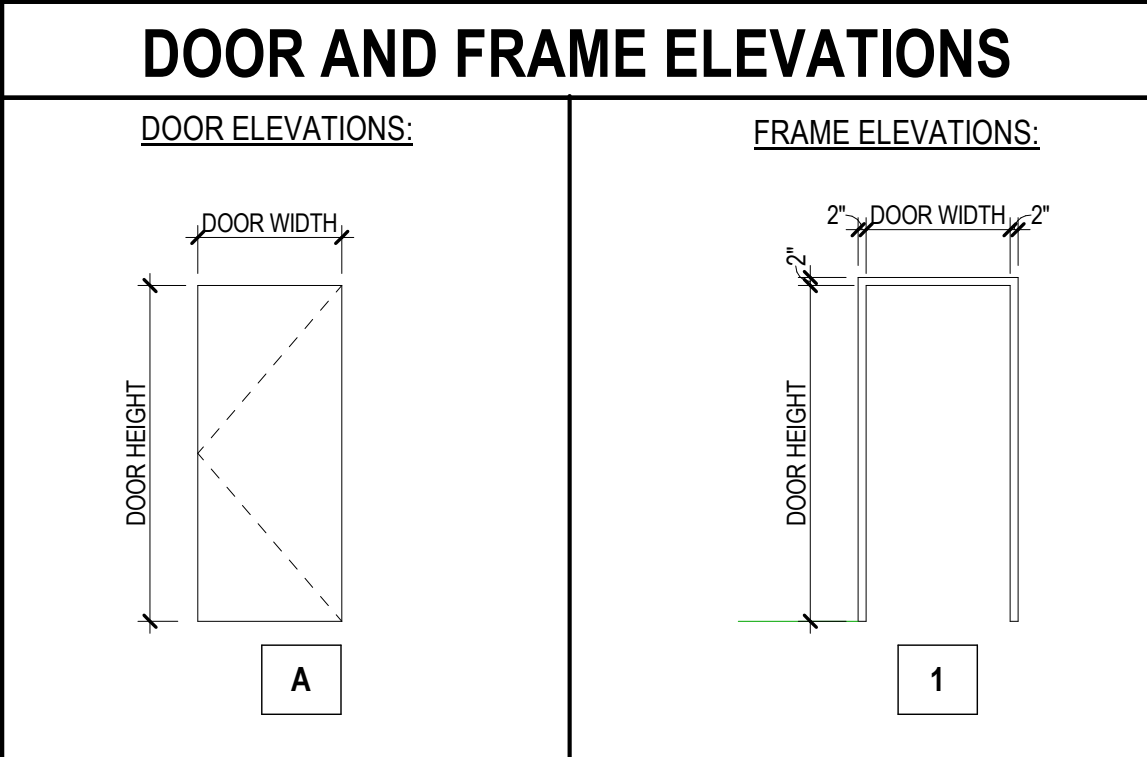


2 DOOR JAMB DETAIL
3" = 1'-0"

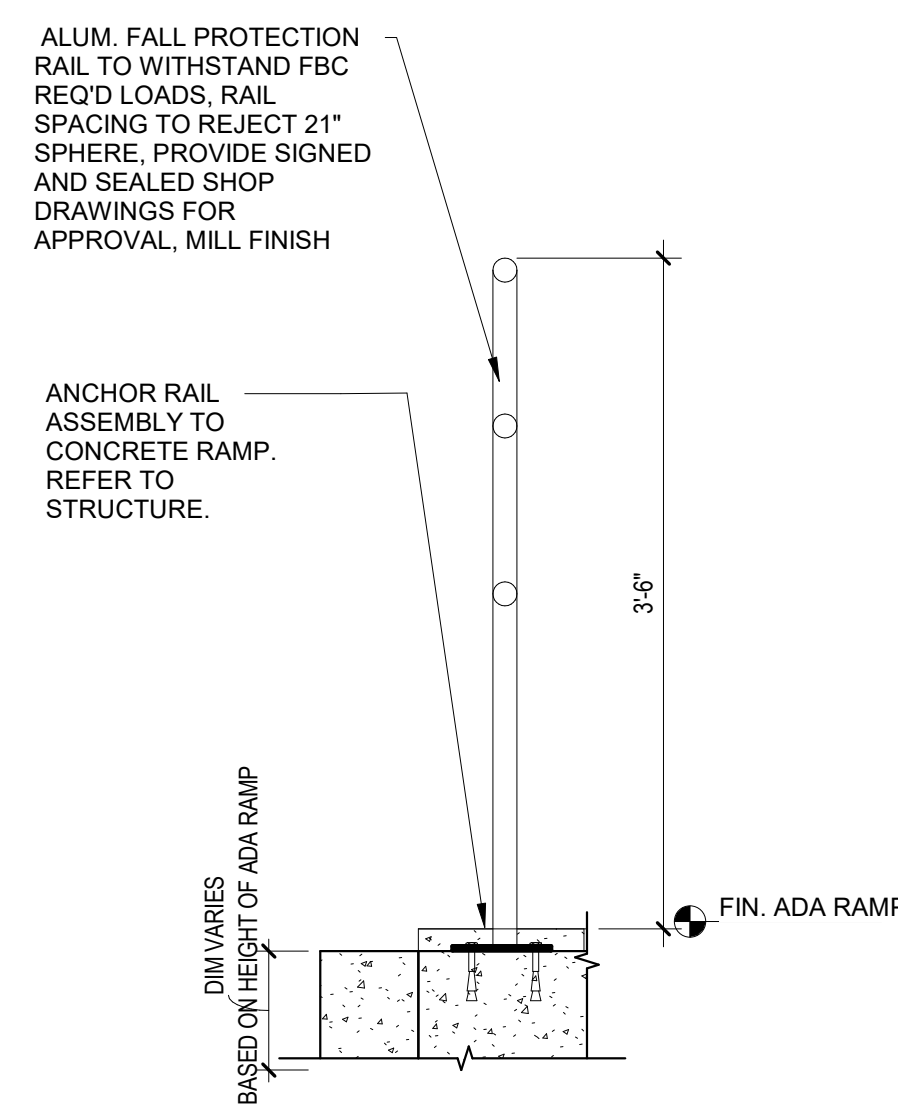


1 DOOR HEAD DETAIL
3" = 1'-0"

DOOR SCHEDULE															
DOOR NO.	ROOM NAME	TYPE	DOOR				FRAME			HEAD	JAMB	THRESH./ SILL	H/W GROUP	FIRE RATING	REMARKS
			WIDT H	HEIGH T	THIC K	MTRL	FINISH	U/CUT	TYPE						
TOP OF FOOTING															
001		A	3'-0"	7'-0"	1 3/4"	PTD.		1	STEEL	PTD.	1/A-502	2/A-502			IMPACT, PROVIDE NOA
002		A	3'-0"	7'-0"	1 3/4"	PTD.		1	STEEL	PTD.	1/A-502	2/A-502			IMPACT, PROVIDE NOA



3 ADA RAMP ELEVATION
1/2" = 1'-0"




4 GUARDRAIL DETAIL
1" = 1'-0"

PHASE	DATE
SITE PLAN LEVEL 1	4.8.2022
PERMIT SET	10/25/2023

REVISIONS:		
NO.	DESCRIPTION	DATE

PROJECT TEAM
PROFESSIONAL IN CHARGE
ADOLFO J. COTILLA, JR., AIA
REGISTRATION NUMBER AR-0008011
APPROVED BY AJC
DESIGNED BY ACAI
DRAWN BY ACAI
CHECKED BY ACAI



11/10/2023
This form has been electronically signed and sealed by Adolfo J. Cotilla, Jr. on the date adjacent to the seal.
Printed copies of this document are not considered signed and sealed and are the original must be verified on any electronic copies.

DESIGN CONSULTANT
Provident Park at Sistrunk Blvd
1412 NW 6TH STREET
FORT LAUDERDALE, FL 33311

DETAILS
SHEET TITLE
ACAI
associates, inc.
architecture - engineering
roofing consulting
construction management

AAC001323-EB0004379-CGC010769
2937 W. Cypress Creek Rd., Suite 200
Fort Lauderdale, Florida 33309
Tel: 954.484.4000 • Fax: 954.484.5588
www.acaiarchitects.com
ARCHITECT OF RECORD

19-023 G04
PROJECT NUMBER
A-502
SHEET NUMBER

TO THE BEST OF MY KNOWLEDGE AND ABILITY THESE PLANS ARE COMPLETE AND COMPLY WITH THE APPLICABLE BUILDING CODES.
COPYRIGHT 2020 BY ACAI ASSOC., INC.
C.A.I.A. 23-0045

DRAWING INDEX

CIVIL – GENERAL

SHEET NO.	SHEET TITLE
C-0	CIVIL COVER SHEET
C-1	GENERAL NOTES
C-2	DEMOLITION PLAN
C-3	EROSION CONTROL PLAN
C-4	EROSION CONTROL DETAILS
C-5	ENGINEERING PLAN
C-6	CROSS SECTIONS
C-7	WATER & SEWER DETAILS
C-8	DETAILS



CITY OF FORT LAUDERDALE

CTA PROJECT #22-0004 PROVIDENT PARK AT SISTRUNK BLVD. NEW SPLASHPAD & BANDSHELL

FORT LAUDERDALE, FLORIDA



LOCATION SKETCH

CTA PROJECT #22-0004
PROVIDENT PARK AT SISTRUNK BLVD.
NEW SPLASHPAD & BANDSHELL

 CITY OF FORT LAUDERDALE
PUBLIC WORKS DEPARTMENT
ENGINEERING & ARCHITECTURE
100 North Andrews Avenue, Fort Lauderdale, Florida 33301

FORT LAUDERDALE CITY COMMISSION

DEAN J. TRANTALIS	MAYOR
JOHN C. HERBST	COMMISSIONER - DISTRICT I
STEVEN GLASSMAN	COMMISSIONER - DISTRICT II
PAM BEASLY-PITTMAN	COMMISSIONER - DISTRICT III
WARREN STURMAN	COMMISSIONER - DISTRICT IV

PROJECT MANAGER	JOB TITLE	PHONE NO.
JACOB SCHULMAN, PE	CONSULTANT	954-739-6400

DATE: 06/22/2022

CAD FILE: 22-0004-COVER

DRAWING FILE No.:

PERMIT SET

Jacob Schulman, State of Florida, Professional Engineer, License No. 94808. This item has been digitally signed and sealed by Jacob Schulman on the date indicated here. Printed copies of this document are not considered signed and sealed and must be verified on any electronic copies.
07/10/2023

JACOB SCHULMAN
Florida P.E. No. 94808

 CRAVEN • THOMPSON AND ASSOCIATES, INC.
ENGINEERS • PLANNERS • SURVEYORS
3563 N.W. 53RD STREET, FORT LAUDERDALE, FLORIDA 33309
FAX: (954) 739-6409 TEL: (954) 739-6400

FLORIDA LICENSED ENGINEERING, SURVEYING & MAPPING BUSINESS No. 271
FLORIDA LICENSED LANDSCAPE ARCHITECTURE BUSINESS No. 000114
MATERIAL SHOWN HEREON IS THE PROPERTY OF CRAVEN-THOMPSON & ASSOCIATES, INC. AND SHALL NOT BE REPRODUCED IN WHOLE OR IN PART WITHOUT PERMISSION OF CRAVEN-THOMPSON & ASSOCIATES, INC. WRITING CRAVEN • THOMPSON & ASSOCIATES, INC. COPYRIGHT © 2022

ALL ELEVATIONS REFERENCE
NORTH AMERICAN VERTICAL
DATUM OF 1988 (NAVD 88)

I. APPLICABLE CODES

- A. ALL CONSTRUCTION AND MATERIALS SHALL CONFORM TO CITY STANDARDS AND SPECIFICATIONS, AND ALL OTHER LOCAL, STATE AND NATIONAL CODES WHERE APPLICABLE. ALL CONSTRUCTION WITHIN FOOT ROW SHALL BE CONSTRUCTED PER FOOT MINIMUM STANDARDS. ALL CONSTRUCTION WITHIN BROWARD COUNTY ROW SHALL BE CONSTRUCTED PER BROWARD COUNTY MINIMUM STANDARDS.
- B. ALL CONSTRUCTION SHALL BE DONE IN A SAFE MANNER AND IN STRICT COMPLIANCE WITH ALL THE REQUIREMENTS OF FEDERAL, OCCUPATIONAL SAFETY AND HEALTH ACT OF 1970, AND ALL STATE AND LOCAL SAFETY AND HEALTH REGULATIONS.
- C. ALL ELEVATIONS SHOWN ON THE CONSTRUCTION DRAWINGS ARE BASED ON THE NORTH AMERICAN VERTICAL DATUM OF 1988, (NAVD 88), UNLESS OTHERWISE NOTED.
- D. ALL MATERIALS AND CONSTRUCTION SHALL CONFORM TO CITY, BROWARD COUNTY AND/OR FOOT SPECIFICATIONS (WHICHEVER APPLIES).
- E. CITY, BROWARD COUNTY AND/OR FOOT SPECIFICATIONS SHALL DICATE WHEN IN CONFLICT WITH ANY OF THE FOLLOWING SPECIFICATIONS.
- F. CONTRACTOR SHALL BE SOLELY RESPONSIBLE FOR COMPLIANCE WITH THE STATE OF FLORIDA TRENCH SAFETY ACT.

II. PRECONSTRUCTION RESPONSIBILITIES

- A. UPON THE RECEIPT OF THE "NOTICE TO PROCEED", THE CONTRACTOR SHALL CONTACT THE ENGINEER OF RECORD AND ARRANGE A PRECONSTRUCTION CONFERENCE TO INCLUDE ALL INVOLVED GOVERNMENTAL AGENCIES, UTILITY OWNERS, THE OWNER AND THE ENGINEER OF RECORD.
- B. THE CONTRACTOR SHALL OBTAIN A SUNSHINE STATE ONE CALL OF FLORIDA CERTIFICATION NUMBER AT LEAST 48 HOURS PRIOR TO BEGINNING ANY EXCAVATION, CALL 1-800-432-4770.
- C. ALL UTILITY EASEMENTS TO BE SECURED PRIOR TO CONSTRUCTION (IF REQUIRED).
- D. LOCATION OF EXISTING FACILITIES AS SHOWN ON CONSTRUCTION DRAWINGS ARE DRAWN FROM AVAILABLE RECORDS. THE ENGINEER ASSUMES NO RESPONSIBILITY FOR THE ACCURACY OF THE FACILITIES SHOWN OR FOR ANY FACILITY NOT SHOWN. THE CONTRACTOR SHALL VERIFY, IF POSSIBLE, THE ELEVATIONS AND LOCATIONS OF EXISTING FACILITIES PRIOR TO CONSTRUCTION. IF AN EXISTING FACILITY IS FOUND TO CONFLICT WITH THE PROPOSED CONSTRUCTION UPON EXCAVATION, THE CONTRACTOR SHALL IMMEDIATELY NOTIFY THE ENGINEER OF RECORD SO THAT APPROPRIATE MEASURES CAN BE TAKEN TO RESOLVE THE PROBLEM.
- E. A SEPARATE CALCULATED SITE PLAN WILL BE REQUIRED PRIOR TO CONSTRUCTION TO VERIFY PROPOSED BUILDING, CURB, AND SITE WORK LOCATIONS.
- F. AT LEAST TWO (2) DAYS PRIOR TO THE START OF CONSTRUCTION, THE CONTRACTOR SHALL SUBMIT A GCP "NOTICE OF INTENT (N.O.I.) TO USE GENERAL PERMIT FOR STORMWATER DISCHARGE FROM CONSTRUCTION ACTIVITIES THAT DISTURB AN ACRE OR MORE OF LAND" FORM (DEP FORM 62-621 300A)(B)) TO FDPD NOTICES CENTER. THE CONTRACTOR WILL BE RESPONSIBLE FOR: (1) IMPLEMENTATION OF A STORMWATER POLLUTION PREVENTION PLAN (SWPPP) THAT IS REQUIRED TO BE DEVELOPED PRIOR TO THE N.O.I. SUBMITTAL, AND (2) RETENTION OF RECORDS REQUIRED BY THE PERMIT, INCLUDING RETENTION OF A COPY OF THE SWPPP AT THE CONSTRUCTION SITE FROM THE DATE OF PROJECT INITIATION TO THE DATE OF FINAL SITE STABILIZATION. A "NOTICE OF TERMINATION (N.O.T.) OF GENERIC PERMIT COVERAGE" FORM (DEP FORM 62-621 300B)) MUST BE SUBMITTED TO FDPD TO DISCONTINUE PERMIT COVERAGE, SUBSEQUENT TO COMPLETION OF CONSTRUCTION. FOR ADDITIONAL INFORMATION SEE FDPD WEBSITE: <http://www.dep.state.fl.us/water/swppp/permits.htm#swppp>. CONTRACTOR SHALL BE RESPONSIBLE TO PREPARE A SWPPP AND SUBMIT TO THE ENGINEER FOR APPROVAL AND COMPLY WITH ALL PROVISIONS OF CHAPTER 62-621.
- G. THE CONTRACTOR SHALL BE RESPONSIBLE FOR OBTAINING ALL REQUIRED DEWATERING PERMITS AND TREE REMOVAL/RELOCATION PERMITS.

III. INSPECTIONS

- A. THE CONTRACTOR SHALL NOTIFY THE CITY'S ENGINEERING DEPARTMENT, BROWARD COUNTY, THE ENGINEER OF RECORD, FDOT, AND ANY OTHER GOVERNMENTAL AGENCIES HAVING JURISDICTION AT LEAST 24 HOURS PRIOR TO BEGINNING CONSTRUCTION AND PRIOR TO THE INSPECTION OF THE FOLLOWING ITEMS, WHERE APPLICABLE:
 - 1. CLEANING AND FILING
 - 2. STORM DRAINAGE SYSTEM
 - 3. SANITARY SEWER SYSTEM
 - 4. WATER DISTRIBUTION SYSTEM
 - 5. GRADING
 - 6. SUBGRADE
 - 7. LIMEROCK BASE
 - 8. ASPHALTIC CONCRETE / PAVEMENT COURSE
 - 9. SIDEWALK
 - 10. FINAL

IV. SHOP DRAWINGS

- A. PRIOR TO THEIR CONSTRUCTION OR INSTALLATION, SHOP DRAWINGS SHALL BE SUBMITTED TO AND APPROVED BY THE ENGINEER OF RECORD FOR THE FOLLOWING: SANITARY MANHOLES, STORM DRAIN MANHOLES, CATCH BASINS, FIRE HYDRANTS, PIPING, VALVES AND ALL REQUIRED ACCESSORIES. IT IS THE RESPONSIBILITY OF THE CONTRACTOR TO OBTAIN ALL OTHER AGENCY APPROVALS IF REQUIRED.

V. TEMPORARY FACILITIES

- A. TEMPORARY FACILITIES:
 - 1. IT SHALL BE THE CONTRACTOR'S RESPONSIBILITY TO ARRANGE FOR OR SUPPLY TEMPORARY WATER SERVICE, SANITARY FACILITIES, TELEPHONE SERVICE AND ELECTRICITY.
- B. TRAFFIC REGULATION:
 - 1. MAINTENANCE OF TRAFFIC IN THE PUBLIC RIGHTS-OF-WAY SHALL BE IN ACCORDANCE WITH M.U.T.C.D.
 - 2. ALL OPEN TRENCHES AND HOLES ADJACENT TO ROADWAYS OR WALKWAYS SHALL BE PROPERLY MARKED AND BARRICADED TO ASSURE THE SAFETY OF BOTH VEHICULAR AND PEDESTRIAN TRAFFIC.
 - 3. NO TRENCHES OR HOLES NEAR WALKWAYS, IN ROADWAYS OR THEIR SHOULDERS ARE TO BE LEFT OPEN DURING NIGHTTIME HOURS WITHOUT EXPRESS PERMISSION OF THE CITY.
 - 4. IT SHALL BE THE RESPONSIBILITY OF THE GENERAL CONTRACTOR FOR ANY NECESSARY CONSTRUCTION, PAVING MARKING AND SIGNAGE OR ANY PEDESTRIAN SIGNALIZATION AND/OR SIGNAL MODIFICATION TO ACCOMMODATE AN ALTERNATE SAFE WALK ROUTE.

VI. WATER DISTRIBUTION SYSTEM

- A. CITY STANDARDS SHALL GOVERN & SUPERCEDE ALL OTHER REQUIREMENTS FOR WATERMAIN CONSTRUCTION.
- B. SEPARATION OF WATER AND SEWER MAINS
 - 1. SANITARY SEWERS, STORM SEWERS, AND FORCE MAINS SHOULD CROSS UNDER WATER MAINS WHENEVER POSSIBLE. SANITARY SEWERS, STORM SEWERS, AND FORCE MAINS CROSSING WATER MAINS SHALL BE LAID TO PROVIDE A MINIMUM VERTICAL DISTANCE OF 18 INCHES BETWEEN THE INVERT OF THE UPPER PIPE AND THE CROWN OF THE LOWER PIPE WHENEVER POSSIBLE.
 - 2. WHERE SANITARY SEWERS, STORM SEWERS, OR FORCE MAINS MUST CROSS A WATER MAIN WITH LESS THAN 18 INCHES VERTICAL DISTANCE, BOTH THE SEWER AND THE WATER MAIN SHALL BE CONSTRUCTED OF DUCTILE IRON PIPE (DIP) AT THE CROSSING. SUFFICIENT LENGTHS OF DIP MUST BE USED TO PROVIDE A MINIMUM SEPARATION OF 10 FEET BETWEEN ANY TWO JOINTS. ALL JOINTS ON THE WATER MAIN WITHIN 20 FEET OF THE CROSSING MUST BE MECHANICALLY RESTRAINED. A MINIMUM VERTICAL CLEARANCE OF 6 INCHES MUST BE MAINTAINED AT ALL CROSSEINGS.
 - 3. ALL CROSSING SHALL BE ARRANGED SO THAT THE SEWER PIPE JOINTS AND THE WATER MAIN PIPE JOINTS ARE EQUIDISTANT FROM THE POINT OF CROSSING (PIPES CENTERED ON THE CROSSING).
 - 4. WHERE A NEW PIPE CONFLICTS WITH AN EXISTING PIPE WITH LESS THAN 18 INCHES VERTICAL CLEARANCE, THE NEW PIPE SHALL BE CONSTRUCTED OF DIP, AND THE CROSSING SHALL BE ARRANGED TO MEET THE REQUIREMENTS ABOVE.
 - 5. A MINIMUM 10-FOOT HORIZONTAL SEPARATION SHALL BE MAINTAINED BETWEEN ANY TYPE OF SEWER AND WATER MAIN IN PARALLEL INSTALLATIONS WHENEVER POSSIBLE.
 - 6. IN CASES WHERE IT IS NOT POSSIBLE TO MAINTAIN A 10 FOOT HORIZONTAL SEPARATION, THE WATER MAIN MUST BE LAID IN A SEPARATE TRENCH OR ON AN UNDISTURBED EARTH SHELF LOCATED ON ONE SIDE OF THE SEWER OR FORCE MAIN AT SUCH AN ELEVATION THAT THE BOTTOM OF THE WATER AT LEAST 18 INCHES ABOVE THE TOP OF THE SEWER.
 - 7. WHERE IT IS NOT POSSIBLE TO MAINTAIN A VERTICAL DISTANCE OF 18 INCHES IN PARALLEL INSTALLATIONS, THE WATER MAIN SHALL BE CONSTRUCTED OF DIP AND THE SANITARY SEWER OR THE FORCE MAIN SHALL BE CONSTRUCTED OF DIP WITH A MINIMUM VERTICAL DISTANCE OF 6 INCHES. THE WATER MAIN SHALL BE LAID ABOVE THE SEWER JOINTS ON THE WATER MAIN SHALL BE LOCATED AS FAR APART AS POSSIBLE FROM JOINTS ON THE SEWER OR FORCE MAIN (STAGGERED JOINTS).
 - 8. CONTRACTOR SHALL MAINTAIN WATER SERVICE TO ALL EXISTING FACILITIES DURING CONSTRUCTION.
- C. MATERIALS:
 - 1. ALL PIPE LARGER THAN 12" DIAMETER MUST BE DUCTILE IRON (MIN CLASS 50) 8" AND 10" DIP (MIN CLASS 50) 4" AND 6" DIP (MIN CLASS 52) ALL DUCTILE IRON PIPE SHALL CONFORM TO THE REQUIREMENTS OF ANSII/AWWA C151/A21.51-02 AND CEMENT MORTAR LINED AND SEAL COATED PER ANSII/AWWA C104/A21.4-03. SEE CITY AND BROWARD COUNTY STANDARDS & SPECIFICATIONS FOR FURTHER D.I.P. REQUIREMENTS.
 - 2. FITTINGS SHALL BE COMPACT DUCTILE IRON MECHANICAL JOINT TYPE AND SHALL BE CLASS 350 THROUGH 24" CONFORMING TO ANSII/AWWA C151/A21.53-09 SPECIFICATIONS. FITTINGS MUST BE CEMENT LINED AND SEAL COATED PER ANSII/AWWA C151/A21.4-03.
 - 3. VALVES SHALL BE GATE VALVES, IRON BODY FULLY RESILIENT SEAT BRONZED MOUNTED NON-RISING STEM, RATED AT 150 PSI AND CONFORMING TO ANSII/AWWA C508-01 OR LATEST REVISION, AND SHALL HAVE MECHANICAL JOINTS.
 - a. GATE VALVES 4" AND LARGER SHALL BE MUELLER A-2570-20, RESILIENT SEATED GATE VALVES SHALL BE AMERICAN AFR2500 LINE OR CLOW F-4100, CONFORMING TO ANSII/AWWA C508-02. SEE BROWARD COUNTY, AND CITY CONSTRUCTION STANDARDS & SPECIFICATIONS FOR ADDITIONAL REQUIREMENTS.
 - b. TAPPING VALVES SHALL BE MUELLER H615 OR APPROVED EQUAL.
 - c. GATE VALVES 3" OR LESS SHALL BE H603-T-133 OR T-136 WITH MALLEABLE IRON WHEELS. NO SUBSTITUTIONS ALLOWED.
 - 4. TAPPING SLEEVES SHALL BE MUELLER H615, CLOW F-2505 OR APPROVED EQUAL. SEE BROWARD COUNTY, AND CITY CONSTRUCTION STANDARDS & SPECIFICATIONS FOR ADDITIONAL REQUIREMENTS.
 - 5. VALVE BOXES SHALL BE US FOUNDRY SERIES 7500 OR APPROVED EQUAL.
 - 6. RETAINER GLANDS SHALL CONFORM TO ANSII/AWWA C11/A21.11-01 OR LATEST REVISION. ALL GLANDS SHALL BE MANUFACTURED FROM DUCTILE IRON AS LISTED BY UNDERWRITERS LABORATORIES FOR 250 PSI MINIMUM WATER PRESSURE RATING. CLOW CORPORATION MODEL F-1056, STANDARD FIRE PROTECTION EQUIPMENT COMPANY OR APPROVED EQUAL.
 - 7. DRESSER COUPLINGS SHALL BE REGULAR BLACK COUPLINGS WITH PLAIN GASKETS FOR GALVANIZED STEEL PIPE. THEY SHALL BE DRESSER STYLE 90. NO SUBSTITUTIONS ALLOWED.
 - 8. FIRE HYDRANTS SHALL BE MUELLER CENTURION TRAFFIC TYPE A-423 WITH 5 1/4" INTERNAL VALVE OPENING OR APPROVED EQUAL. MAIN VALVE OPENING TO BE DETERMINED BY THE WATER DEPARTMENT. PUMPER NOZZLE TO BE 1" FROM FINISHED GRADE. ALL HYDRANTS TO BE INSTALLED WITH CONTROL VALVE. RETAINER GLANDS ARE PREFERRED FOR RESTRAINING. FIRE HYDRANT SHALL COMPLY WITH ANSII/AWWA C502-05. SEE BROWARD COUNTY AND CITY CONSTRUCTION STANDARDS & SPECIFICATIONS FOR ADDITIONAL REQUIREMENTS.
- D. SERVICE CONNECTION:
 - 1. SERVICE SADDLES SHALL BE STAINLESS STEEL STRAPS, SADDLES SHALL BE DOUBLE STRAP TYPE. ALL SERVICE SADDLES SHALL CONFORM TO ANSII/AWWA C11/A21.11-00 AND ASTM A-588.
 - 2. SERVICE LINES SHALL BE POLYETHYLENE (3089), 250 PSI RATED, SDR9. PIPE JOINTS SHALL BE OF THE COMPRESSION TYPE TOTALLY CONFINED GRIP SEAL AND COUPLING NUT.
 - 3. CORPORATION STOPS SHALL BE MANUFACTURED OF BRASS ALLOY IN ACCORDANCE WITH ASTM B-82 WITH THREADED ENDS, AS MANUFACTURED BY MUELLER B-26089 OR APPROVED EQUAL.
 - 4. CURB STOPS SHALL BE MUELLER H10203 OR APPROVED EQUAL.
 - 5. METER STOPS SHALL BE LOCKWING NUT AND SHALL BE OF BRONZE CONSTRUCTION IN ACCORDANCE WITH ASTM B-82. METER STOPS SHALL BE CLOSED BOTTOM DESIGN AND RESILIENT "R" RING SEALED AGAINST EXTERNAL LEAKAGE AT THE TOP. STOPS SHALL BE EQUIPPED WITH A METER COUPLING NUT ON THE OUTLET SIDES, AS MANUFACTURED BY MUELLER OR APPROVED EQUAL.
- E. INSTALLATION:
 - 1. ALL PVC PIPE SHALL BE INSTALLED IN ACCORDANCE WITH THE UNB-BELL PLASTIC PIPE ASSOCIATION'S "GUIDE FOR INSTALLATION OF PVC PRESSURE PIPE FOR MUNICIPAL WATER DISTRIBUTION SYSTEM". SEE BROWARD COUNTY AND CITY CONSTRUCTION STANDARDS & SPECIFICATIONS FOR ADDITIONAL REQUIREMENTS.
 - 2. ALL DIP SHALL BE INSTALLED IN ACCORDANCE WITH ANSII/AWWA C500-05 OR LATEST REVISION.
 - 3. ALL WATER MAINS SHALL BE LAID WITH A MINIMUM 3% COVER FOR PVC AND 30" FOR DIP.
 - 4. NO CONNECTIONS TO EXISTING LINES SHALL BE MADE UNTIL PRESSURE TESTS & BACTERIOLOGICAL TESTS HAVE BEEN PERFORMED AND THE SYSTEM IS ACCEPTABLE TO THE CITY OR BROWARD COUNTY BEACH AND PUBLIC HEALTH UNIT.
 - 5. PIPE DEFLECTION SHALL NOT EXCEED 75% OF THE MAXIMUM DEFLECTION RECOMMENDED BY THE MANUFACTURER.
 - 6. A CONTINUOUS AND UNIFORM BEDDING SHALL BE PROVIDED. BACKFILL MATERIAL SHALL BE TAMPED IN LAYERS AROUND THE PIPE AS SHOWN ON THE PLANS. STONES FOUND IN THE TRENCH SHALL BE REMOVED FOR A DEPTH OF AT LEAST 6" BELOW THE BOTTOM OF THE PIPE.
 - 7. ALL VALVES SHALL BE INSTALLED WITH ADJUSTABLE CAST IRON VALVE BOXES WITH THE WORD "WATER" CAST IN THE COVER. U.S.F. OR APPROVED EQUAL.
 - 8. ALL WATER MAIN INSTALLATIONS SHALL COMPLY WITH THE COLOR CODING REQUIREMENTS OF CHAPTER 62-555.320, FAC.
- F. TESTING:
 - 1. FOR TESTING REQUIREMENTS SEE CITY AND BROWARD COUNTY CONSTRUCTION STANDARDS & SPECIFICATIONS.
 - 2. BEFORE ANY PHYSICAL CONNECTIONS TO THE EXISTING WATER MAINS ARE MADE, THE COMPLETE WATER SYSTEM SHALL BE PRESSURE TESTED AND DISINFECTED. HYDROSTATIC TESTING OF NEW MAINS SHALL BE PERFORMED AT A MINIMUM STARTING PRESSURE OF 150 PSI FOR TWO HOURS IN ACCORDANCE WITH ANSII/AWWA C600-05 OR LATEST REVISION. THE PRESSURE TEST SHALL NOT VARY MORE THAN 5 PSI DURING THE TEST.
 - 3. THE PRESSURE TEST SHALL BE WITNESSED BY A REPRESENTATIVE OF THE CITY OR BROWARD COUNTY AND THE ENGINEER OF RECORD.
 - 4. BEFORE ACCEPTANCE FOR OPERATION, THE WATER SYSTEM SHALL BE DISINFECTED IN ACCORDANCE WITH THE ANSII/AWWA C681-05: 150 PSI MINIMUM STARTING PRESSURE TEST. METER RECONNECTIONS MAY BE MADE TO NEW LINES AFTER TWO CONSECUTIVE DAYS OF BACTERIOLOGICAL SAMPLES HAVE PASSED, AND COPIES OF RESULTS HAVE BEEN RECEIVED BY THE ENGINEER, CITY, AND HRS.
 - 5. SAMPLING POINTS SHALL BE PROVIDED AT THE LOCATIONS SHOWN ON THE PLANS. IF NOT SPECIFIED, SAMPLING POINTS SHALL BE PROVIDED AT INTERVALS OF 1,200 MAXIMUM FOR LINES GREATER THAN 1,200 IN LENGTH.
 - 6. THE ALLOWABLE LEAKAGE SHALL BE LESS THAN THE NUMBER OF GALLONS PER HOUR AS DETERMINED BY THE FORMULA:
 $L = \frac{SDP \cdot 0.5}{148000}$
IN WHICH L EQUALS THE ALLOWABLE LEAKAGE IN GALLONS PER HOUR, S EQUALS LENGTH OF PIPE (LINEAR FEET), D EQUALS NOMINAL DIAMETER OF PIPE (INCHES) AND P EQUALS THE MINIMUM TEST PRESSURE (POUNDS PER SQUARE INCH).

VII. GRAVITY SEWER COLLECTION SYSTEM

- A. CITY AND BROWARD COUNTY CONSTRUCTION STANDARDS & SPECIFICATIONS SHALL GOVERN & SUPERCEDE ALL OTHER REQUIREMENTS FOR SANITARY SEWER CONSTRUCTION.
- B. GENERAL:
 - 1. DISTANCE AND LENGTHS SHOWN ON PLANS ARE REFERENCED TO THE CENTER OF STRUCTURES.
- C. MATERIALS:
 - 1. ALL SEWER PIPE AND FITTINGS SHALL BE PVC PIPE CONFORMING TO ASTM D 3034, SDR-35 WITH PUSH-ON RUBBER GASKET JOINTS, UNLESS OTHERWISE NOTED, OR DUCTILE IRON PIPE SHALL BE (MIN CLASS 52), AS INDICATED ON THE DRAWINGS.
 - 2. MANHOLES SHALL BE PRECAST PER ASTM C-478 WITH 4,000 PSI CONCRETE AND GRADE 50 STEEL. MONOLITHICALLY POURED BASES ONLY.
 - 3. MANHOLES ARE TO BE SEALED WITH ANTI-HYDRO CEMENT OR APPROVED EQUAL - NO MOUNDING PLASTER.
- D. INSTALLATION:
 - 1. PVC SEWER PIPE SHALL BE LAID IN ACCORDANCE WITH ASTM D 2321 AND THE UNB-BELL PLASTIC PIPE ASSOCIATION'S "RECOMMENDED PRACTICE FOR THE INSTALLATION OF PVC SEWER PIPE."
 - 2. DUCTILE IRON PIPE SHALL BE INSTALLED IN ACCORDANCE WITH ANSII/AWWA C600-05 OR LATEST REVISION.
 - 3. PVC MANHOLE ADAPTOR SHALL BE GROUDED IN PLACE AT EACH PIPE CONNECTION INTO A MANHOLE WALL.
 - 4. MANHOLES SHALL BE SET ON FIRM SUBGRADE OR FIRM SUBGRADE PROVIDING UNIFORM BEARING UNDER THE BASE.
 - 5. ALL OPENINGS AND JOINTS SHALL BE SEALED WATER TIGHT.
 - 6. THE ENTIRE INSIDE AND OUTSIDE OF THE MANHOLES SHALL BE PAINTED WITH TWO COATS OF DIFFERENT COLORS (8 MILS EACH) OF KOPPELERS 300-M BITUMASTIC PAINT OR ENGINEER'S APPROVED EQUAL.
- E. TESTING:
 - 1. AFTER CONSTRUCTION OF THE SEWER SYSTEM, THE ENGINEER MAY REQUIRE A VISUAL INFILTRATION AND/OR EXFILTRATION TEST TO BE PERFORMED ON THE ENTIRE SYSTEM OR ANY PART THEREOF.
 - 2. AN AIR TEST MAY BE SUBSTITUTED FOR THE WATER EXFILTRATION TEST, UPON APPROVAL OF THE ENGINEER.
 - 3. MANHOLE LEAKAGE TEST SHALL NOT EXCEED FOUR GALLONS PER DAY PER UNIT. NO VISIBLE LEAKAGE ALLOWED.
 - 4. SEWER PIPE LEAKAGE ALLOWABLE SHALL NOT EXCEED 150 GALLONS PER DAY PER INCH DIAMETER PER MILE IN A TWO HOUR TEST PERIOD FOR ANY SECTION TESTED. NO VISIBLE LEAKAGE SHALL BE ALLOWED.
 - 5. ALL SEWER PIPE SHALL BE VIDEO RECORDED AND GIVEN TO CITY FOR REVIEW AND APPROVAL AT THE CONTRACTORS EXPENSE.
 - 6. SEE BROWARD COUNTY AND CITY CONSTRUCTION STANDARDS & SPECIFICATIONS FOR ADDITIONAL TESTING REQUIREMENTS.

VIII. STORM DRAINAGE

- A. GENERAL:
 - 1. DISTANCES AND LENGTHS SHOWN ON PLANS ARE REFERENCED TO THE CENTER OF STRUCTURES.
- B. MATERIALS:
 - 1. REINFORCED CONCRETE PIPE (R.C.P.) SHALL MEET THE REQUIREMENTS OF ASTM C-76, LATEST REVISION. RUBBER GASKETS OR OTHER MANUFACTURER SUPPLIED JOINT SEALER SHALL BE USED. FOR ADDITIONAL REQUIREMENTS SEE BROWARD COUNTY'S AND THE CITY'S STANDARDS AND SPECIFICATIONS.
 - 2. ALL DRAINAGE CATCH BASINS AND STRUCTURES SHALL BE PRECAST CONCRETE AS MANUFACTURED BY U.S. PRECAST CORPORATION, UNLESS OTHERWISE NOTED ON THE PLANS. THE MINIMUM WALL AND SLAB THICKNESS SHALL BE 8 INCHES AND THE MINIMUM REINFORCING SHALL BE AS INDICATED ON THE STRUCTURE DETAIL. CONCRETE SHALL BE MINIMUM OF 4000PSI AT 28 DAYS.
- C. INSTALLATION:
 - 1. PIPE SHALL BE PLACED ON A MINIMUM OF 8" STABLE GRANULAR MATERIAL FREE OF ROCK FORMATION AND OTHER FOREIGN FORMATIONS, AND CONSTRUCTED TO A UNIFORM GRADE AND LINE.
 - 2. BACKFILL MATERIAL SHALL BE WELL GRADED GRANULAR MATERIAL, WELL TAMPED IN LAYERS NOT TO EXCEED 6 INCHES TO A HEIGHT OF 12 INCHES ABOVE PIPE AS SHOWN ON THE PLANS.
 - 3. PROVIDE A MINIMUM PROTECTIVE COVER OF 18 INCHES OVER STORM SEWER AND AVOID UNNECESSARY CROSSING BY HEAVY CONSTRUCTION VEHICLES DURING CONSTRUCTION.
 - 4. THE CONTRACTOR SHALL NOTIFY THE CITY'S ENGINEERING DEPARTMENT AT LEAST 7 DAYS PRIOR TO THE START OF THE CONSTRUCTION AND INSPECTION.

IX. PAVING

- A. GENERAL:
 - 1. BROWARD COUNTY AND THE CITY'S CONSTRUCTION STANDARDS & SPECIFICATIONS SHALL GOVERN.
 - 2. ALL MUCK AND YIELDING MATERIAL WITHIN THE LIMIT OF CONSTRUCTION SHALL BE REMOVED AND REPLACED WITH CLEAN FILL MATERIAL WHICH SHALL BE COMPACTED AND SHAPED TO CONFORM TO THE REQUIRED SECTION, COMPACTED AREAS, AS SHOWN ON THE PLANS AND OR AS DETERMINED BY THE ENGINEER, SHALL BE COMPACTED TO NOT LESS THAN 98% OF MAXIMUM DENSITY AT OPTIMUM MOISTURE, AS DETERMINED BY AASHTO T-99, LATEST REVISION. AREAS TO BE STABILIZED, AS DETERMINED BY THE ENGINEER, SHALL HAVE A MINIMUM LBR-40.
 - 3. ALL UNDERGROUND UTILITIES SHALL BE COMPLETED PRIOR TO CONSTRUCTION OF LIMEROCK BASE.
 - 4. ALL EXISTING PAVEMENT CUT, CUT OR DAMAGED BY CONSTRUCTION SHALL BE PROPERLY RESTORED AT THE CONTRACTORS EXPENSE.
 - 5. WHERE ANY PROPOSED PAVEMENT IS TO BE CONNECTED TO EXISTING PAVEMENT, THE EXISTING EDGE OF PAVEMENT SHALL BE SAW CUT.
- B. MATERIALS:
 - 1. BASE COURSE SHALL BE CRUSHED LIMEROCK WITH A MINIMUM OF 70% CARBONATES OF CALCIUM AND MAGNESIUM.
 - 2. ASPHALT SURFACES SHALL BE TYPE S-II ASPHALTIC CONCRETE, UNLESS OTHERWISE SPECIFIED ON THE PLANS, AND SHALL BE A MINIMUM OF 1-1/2" THICK.
 - 3. MINIMUM SIDEWALK CONSTRUCTION SHALL BE 4 INCH THICK CONCRETE, MINIMUM 5000psi COMPRESSIVE STRENGTH AT 28 DAYS, SAWCUT CONSTRUCTION JOINTS 5 FOOT o.c. WITHIN 48 HOURS OF PLACING. EXPANSION JOINTS SHALL BE 20 FOOT o.c. SEE BROWARD COUNTY'S AND THE CITY'S SECTION ON CONSTRUCTION STANDARDS & SPECIFICATIONS FOR FURTHER REQUIREMENTS.
 - 4. CURBS AND GUTTERS: CONCRETE 3000psi COMPRESSIVE STRENGTH AT 28 DAYS, SAWCUT CONSTRUCTION JOINTS 10 FOOT o.c. WITHIN 48 HOURS OF PLACING.
 - 5. REINFORCED CONCRETE SLABS SHALL BE CONSTRUCTED OF CLASS I CONCRETE WITH A MINIMUM STRENGTH OF 3,000 PSI AND SHALL BE REINFORCED WITH A 6" x 6" NO. 6 GAUGE WIRE MESH.
- C. INSTALLATION:
 - 1. SUBGRADE FOR PAVED AREAS SHALL BE COMPACTED TO A MINIMUM OF 98% OF THE MAXIMUM DENSITY (AASHTO T-99(c)), AND SHALL HAVE A MINIMUM LBR-40.
 - 2. BASE COURSE MATERIAL FOR PAVED AREAS SHALL BE A MINIMUM THICKNESS OF 8" AND SHALL BE CONSTRUCTED IN TWO FOUR-INCH LIFTS.
 - 3. BASE COURSE MATERIAL FOR CURBS AND GUTTERS SHALL BE A MINIMUM THICKNESS OF 6 INCH.
 - 4. BASE COURSE SHALL BE COMPACTED TO 98% OF THE MAXIMUM DENSITY AS PER AASHTO T-99 AND SHALL HAVE A MINIMUM LBR OF 100.
 - 5. INSTALLATION OF THE WEARING SURFACE SHALL CONFORM WITH THE REQUIREMENTS OF THE D.O.T. STANDARD SPECIFICATIONS FOR TYPE III ASPHALTIC CONCRETE.
- D. TESTING:
 - 1. THE FINISHED SURFACE OF THE BASE COURSE AND THAT OF THE WEARING SURFACE SHALL NOT VARY MORE THAN 1/4" FROM THE TEMPLATE. ANY IRREGULARITIES EXCEEDING THIS LIMIT SHALL BE CORRECTED.
 - 2. DENSITY TESTS SHALL BE TAKEN BY AN INDEPENDENT TESTING LABORATORY CERTIFIED BY THE STATE OF FLORIDA, WHERE DIRECTED BY THE ENGINEER.
 - 3. ALL TESTING COSTS (PAVING) SHALL BE PAID FOR BY THE CONTRACTOR.
 - 4. DENSITY TESTS ON THE STABILIZED SUBGRADE SHALL BE SUPPLIED TO THE ENGINEER OF RECORD AND APPROVED BEFORE ANY LIMEROCK BASE IS CONSTRUCTED.
 - 5. DENSITY TESTS AND AS-BUILTS ON THE FINISHED LIMEROCK BASE SHALL BE SUPPLIED TO THE ENGINEER OF RECORD, AND APPROVED BEFORE ANY ASPHALT PAVEMENT IS CONSTRUCTED.

X. DEWATERING

- 1. WHERE DEWATERING IS REQUIRED, THE CONTRACTOR IS RESPONSIBLE FOR DEWATERING IN SUCH A MANNER SO AS TO COMPLY WITH ANY AND ALL CITY, COUNTY, STATE AND FEDERAL REQUIREMENTS. CONTRACTOR SHALL NOTIFY THE BROWARD COUNTY DEPARTMENT OF PLANNING AND ENVIRONMENTAL PROTECTION AND THE FLORIDA DEPARTMENT OF ENVIRONMENTAL PROTECTION FOR FURTHER INFORMATION.

XI. PAVEMENT MARKING AND SIGNAGE

- 1. ALL PAVEMENT MARKING AND SIGNAGE SHALL BE IN ACCORDANCE WITH THE "MANUAL ON UNIFORM TRAFFIC CONTROL DEVICES FOR STREETS AND HIGHWAYS," LATEST EDITION, AND BROWARD COUNTY TRAFFIC ENGINEERING STANDARDS (CURRENT EDITION), STANDARDS & SPECIFICATIONS FOR PAVEMENT MARKING REQUIREMENTS.

XII. PROJECT CLOSEOUT

- A. CLEANING UP:
 - 1. DURING CONSTRUCTION, THE PROJECT SITE AND ALL ADJACENT AREAS SHALL BE MAINTAINED IN A NEAT AND CLEAN MANNER, AND UPON FINAL CLEAN-UP, THE PROJECT SITE SHALL BE LEFT CLEAR OF ALL SURPLUS MATERIAL OR TRASH. THE PAVED, PAVEMENT BRICK AND CONCRETE AREAS SHALL BE SWEEPED BROOM CLEAN.
 - 2. THE CONTRACTOR SHALL RESTORE OR REPLACE, WHEN AND AS DIRECTED, ANY PUBLIC OR PRIVATE PROPERTY DAMAGED BY HIS WORK, EQUIPMENT, OR EMPLOYEES, TO A CONDITION AT LEAST EQUAL TO THAT EXISTING IMMEDIATELY PRIOR TO THE BEGINNING OF OPERATIONS. TO THAT END, THE CONTRACTOR SHALL DO, AS REQUIRED, ALL NECESSARY HIGHWAY, DRIVEWAY, WALK AND LANDSCAPING WORK. SUITABLE MATERIALS AND METHODS SHALL BE USED.
 - 3. WHERE MATERIAL OR DEBRIS HAS WASHED OR FLOWED INTO OR HAS BEEN PLACED IN WATER COURSES, DITCHES, RAINS, CATCH BASINS, OR ELSEWHERE AS A RESULT OF THE CONTRACTOR'S OPERATIONS, SUCH MATERIAL OR DEBRIS SHALL BE REMOVED AND SATISFACTORILY DISPOSED OF DURING THE COURSE OF THE WORK, AND THE AREA KEPT IN A CLEAN AND NEAT CONDITION.
- B. ALL PROPERTY MONUMENTS OR PERMANENT REFERENCES, REMOVED OR DESTROYED BY THE CONTRACTOR DURING CONSTRUCTION SHALL BE RESTORED BY THE STATE OF FLORIDA REGISTERED LAND SURVEYOR AT THE CONTRACTOR'S EXPENSE.
- C. ALL UNPAVED SURFACES DISTURBED AS A RESULT OF CONSTRUCTION ACTIVITIES SHALL BE RESTORED TO A CONDITION EQUAL TO OR BETTER THAN THAT WHICH EXISTED BEFORE THE CONSTRUCTION.

XIII. ENGINEER'S AS BUILT REQUIREMENTS

- 1. DURING THE DAILY PROGRESS OF THE JOB, THE CONTRACTOR SHALL RECORD ON THEIR SET OF CONSTRUCTION DRAWINGS THE EXACT LOCATION, LENGTH, MATERIAL AND ELEVATION OF ANY FACILITY NOT BUILT EXACTLY ACCORDING TO PLANS.
- 2. AS BUILTS OF WATER LINES SHALL INCLUDE THE FOLLOWING
 - a. TOP OF PIPE ELEVATIONS EVERY 100 LINEAR FEET
 - b. LOCATIONS AND ELEVATIONS OF ALL FITTINGS INCLUDING BENDS, TEES, GATE VALVES, DOUBLE DETECTOR CHECK VALVES, FIRE HYDRANTS, ETC.
 - c. ALL TIES TO EXISTING LINES SHALL BE AS BUILT
 - d. THE TERMINATION OF ALL WATER SERVICES SHALL BE SHOWN
- 3. AS BUILTS OF ALL THE GRAVITY SANITARY SEWER LINES SHALL INCLUDE THE FOLLOWING INFORMATION
 - a. RIMS, INVERTS, AND LENGTH OF PIPING BETWEEN STRUCTURES, AS WELL AS PIPE SLOPES.
 - b. LOCATION OF ALL STUB ENDS OF ALL SEWER LATERALS INVERT ELEVATIONS AND LOCATION OF ALL CLEAN OUTS
 - c. LIFT STATION AS BUILTS SHALL CONSIST OF THE TOP OF WET WELL ELEVATION, INVERT ELEVATIONS OF THE INCOMING LINE, BOTTOM OF THE WET WELL AND AS BUILTS OF THE CONCRETE AREA.
 - 4. FORCE MAIN AS BUILTS SHALL BE PREPARED THE SAME AS THE WATER MAIN AS BUILTS DESCRIBED ABOVE
 - 5. AS BUILTS OF ALL DRAINAGE LINES SHALL INCLUDE THE FOLLOWING INFORMATION
 - a. RIMS, INVERTS, AND LENGTH OF PIPING BETWEEN STRUCTURES, AND WER ELEVATIONS WHERE APPLICABLE
 - b. THE SIZE OF THE PIPING SHALL BE VERIFIED BY THE SURVEY FIELD CREW AT THE TIME OF AS BUILT
 - c. DRAINAGE WELL STRUCTURE AS BUILTS SHALL INCLUDE, BUT NOT BE LIMITED TO, TOP OF CASING ELEVATION, TOP AND BOTTOM ELEVATIONS OF THE BAFFLE WALLS, RIM ELEVATIONS, AND INVERTS OF PIPING
 - d. ALL ROCK AS BUILTS FOR PARKING LOT AREAS SHALL CONSIST OF THE FOLLOWING INFORMATION
 - a. ROCK ELEVATIONS AT ALL HIGH AND LOW POINTS, AND AT ENOUGH INTERMEDIATE POINTS TO CONFIRM SLOPE CONSISTENCY
 - b. ROCK AS BUILTS SHALL BE TAKEN AT ALL LOCATIONS WHERE THERE IS A FINISHED GRADE ELEVATION SHOWN ON THE DESIGN PLANS
 - c. ALL CATCH BASIN AND MANHOLE RIM ELEVATIONS SHALL BE SHOWN
 - d. ELEVATIONS AROUND ISLANDS SHALL ALSO BE SHOWN
 - e. WHERE CONCRETE OR PAVEMENT BRICK IS TO BE USED AS A FINISHED PRODUCT FOR THE ROADWAY OR PARKING LOT, ROCK AS BUILTS WILL BE REQUIRED AS INDICATED ABOVE, AS WELL AS BUILTS ON THE FINISHED CONCRETE OR PAVERS AT LOCATIONS WHERE THERE IS A FINISHED GRADE ELEVATION SHOWN ON THE DESIGN PLANS
 - f. AS BUILTS SHALL BE TAKEN ON ALL PAVED AND UNPAVED SWALES, PRIOR TO PLACEMENT OF ASPHALT OR TOPSOIL OR SO4, AT ENOUGH INTERMEDIATE POINTS TO CONFIRM SLOPE CONSISTENCY AND CONFORMANCE TO THE PLANS
 - 6. LAKE AND CANAL BANK AS BUILTS SHALL BE TAKEN AT A MINIMUM OF EVERY 100 LINEAR FEET UNLESS OTHERWISE SPECIFIED. AS BUILTS SHALL CONSIST OF THE LOCATION AND ELEVATION OF THE TOP OF BANK EDGE OF WATER AND THE DEEP CUT LINE, WITH THE DISTANCE BETWEEN EACH SHOWN ON THE DRAWING.
 - 7. RETENTION AREA AS BUILT ELEVATIONS SHALL BE TAKEN AT THE BOTTOM OF THE RETENTION AREA AND AT THE TOP OF BANK. AS BUILT OF CONTOURS SHALL BE SHOWN, WHERE APPLICABLE
 - 8. UPON COMPLETION OF THE WORK, THE CONTRACTOR SHALL PREPARE RECORD DRAWINGS, ON FULL SIZE REPRODUCIBLE MATERIAL. ONE SET OF REPRODUCIBLE RECORD DRAWINGS SHALL BE SUBMITTED TO THE ENGINEER OF RECORD, ALONG WITH EIGHT SETS OF BLUE OR BLACK LINE DRAWINGS. THESE DRAWINGS SHALL BE SIGNED AND SEALED BY A FLORIDA REGISTERED LAND SURVEYOR. ADDITIONALLY, AN ELECTRONIC COPY OF THESE RECORD DRAWINGS SHALL BE SUBMITTED TO THE ENGINEER IN AUTOCAD, "DWG" OR "DXF" FORMAT
 - 9. IN ADDITION TO THE ABOVE THE CONTRACTOR SHALL ALSO CONFORM TO COUNTY AND/OR CITY AS-BUILT REQUIREMENTS.

ENGINEER: ALEXANDER D. SCHEFFER
DATE: 11/10/23
SCALE: AS SHOWN
CHECKED BY: MR. MR.
ADDS: ADDS
FIELD BOOK: FIELD BOOK

DATE: 05/01/22
SCALE: AS SHOWN
CHECKED BY: MR. MR.
ADDS: ADDS
FIELD BOOK: FIELD BOOK

CITY OF FORT LAUDERDALE
PUBLIC WORKS DEPARTMENT
ENGINEERING & ARCHITECTURE
100 North Andrews Avenue, Fort Lauderdale, Florida 33301

NO.	DATE	BY	CHK'D	DESCRIPTION
1	04/14/2022	JMT	ADS	SITE PLAN LEVEL 1
2	06/17/2022	MR	ADS	SITE PLAN LEVEL 1 - REV 1
3	08/12/2022	HR	ADS	SITE PLAN LEVEL 1 - REV 2
4	03/15/2023	MR	ADS	REV PER BC EPD SWM
5	10/25/2023	JS	JS	PERMIT SET

PROJECT # 22-0004
PROVIDENT PARK AT SISTRUNK BLVD.
NEW SPLASHPAD & BANDSHELL
GENERAL NOTES
1412 NW 6TH ST., FORT LAUDERDALE, FL 33311

PERMIT SET

SHEET NO. OF
C-1 9

TOTAL:
CAD FILE:
DRAWING FILE NO.

ALL ELEVATIONS REFERENCE
NORTH AMERICAN VERTICAL
DATUM OF 1988 (NAVD 88)

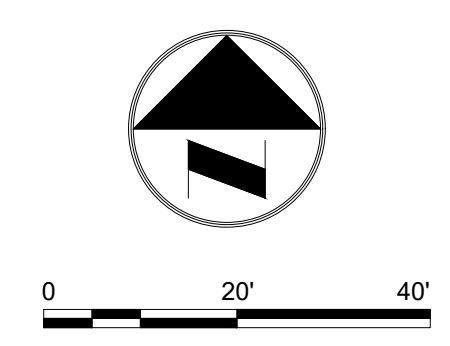
Craven • Thompson and Associates, Inc.
ENGINEERS • PLANNERS • SURVEYORS
3563 N.W. 53RD STREET, FORT LAUDERDALE, FLORIDA 33309
Fax: (954) 739-6409 TEL: (954) 739-6400
FLORIDA LICENSED ENGINEERING, SURVEYING & MAPPING BUSINESS No. 271
FLORIDA LICENSED LANDSCAPE ARCHITECTURE BUSINESS No. C080114
www.acaiaarchitects.com

acaia
associates, inc.
architecture • engineering
roofing consulting
construction management

AAC001323 • EB0004379 • CGC010769
2937 W. Cypress Creek Rd., Suite 200
Fort Lauderdale, Florida 33309
Tel: 954.484.4000 • Fax: 954.484.5588

MATERIAL SHOWN HEREON IS THE PROPERTY OF CRAVEN-THOMPSON & ASSOCIATES, INC. AND SHALL NOT BE REPRODUCED IN WHOLE OR IN PART WITHOUT PERMISSION OF CRAVEN-THOMPSON & ASSOCIATES, INC. CRAVEN-THOMPSON & ASSOCIATES, INC. COPYRIGHT © 2001

\\CTFILE02\ENG\PROJECTS\2022\22-0004-FTL PROV PARK\DRAWINGS\22-0004-C02-DEMO.DWG




- LEGEND-DEMOLITION**
- CLEARING AND GRUBBING
 - CONCRETE REMOVAL
 - ASPHALT PAVING REMOVAL

- DEMOLITION NOTES:**
- CONTRACTOR SHALL BE RESPONSIBLE FOR REMOVAL OF EXISTING UNDERGROUND AND OVERHEAD FRANCHISE UTILITIES FACILITIES (INCLUDING COORDINATION WITH FRANCHISE UTILITY COMPANIES) AND SHALL BE RESPONSIBLE FOR INSTALLATION OF NEW FRANCHISE UTILITIES (INCLUDING COORDINATION WITH FRANCHISE UTILITY COMPANIES) REQUIRED TO CONSTRUCT AND SERVICE THE PROJECT.
 - SEE PAVING, GRADING AND DRAINAGE PLANS FOR ROADWAY IMPROVEMENTS AND UTILITY CUTS ALONG SIDE STREETS.
 - THE CONTRACTOR IS RESPONSIBLE FOR PROVIDING APPROVED MAINTENANCE OF TRAFFIC PLANS THROUGH THE APPROPRIATE AGENCIES AND FOR PROVIDING TEMPORARY MEASURES AS NECESSARY TO ACCOMMODATE PEDESTRIANS.

ALL ELEVATIONS REFERENCE NORTH AMERICAN VERTICAL DATUM OF 1988 (NAVD 88)

Craven • Thompson and Associates, Inc.
 ENGINEERS • PLANNERS • SURVEYORS
 3563 N.W. 53RD STREET, FORT LAUDERDALE, FLORIDA 33309
 FAX: (954) 739-6409 TEL: (954) 739-6400
 FLORIDA LICENSED ENGINEERING, SURVEYING & MAPPING BUSINESS No. 271
 FLORIDA LICENSED LANDSCAPE ARCHITECTURE BUSINESS No. C000114
 www.acaiarchitects.com



PERMIT SET

PROJECT # 22-0004
 PROVIDENT PARK AT SISTRUNK BLVD.
 NEW SPLASHPAD & BANDSHELL
 DEMOLITION PLAN
 1412 NW 6TH ST., FORT LAUDERDALE, FL 33311

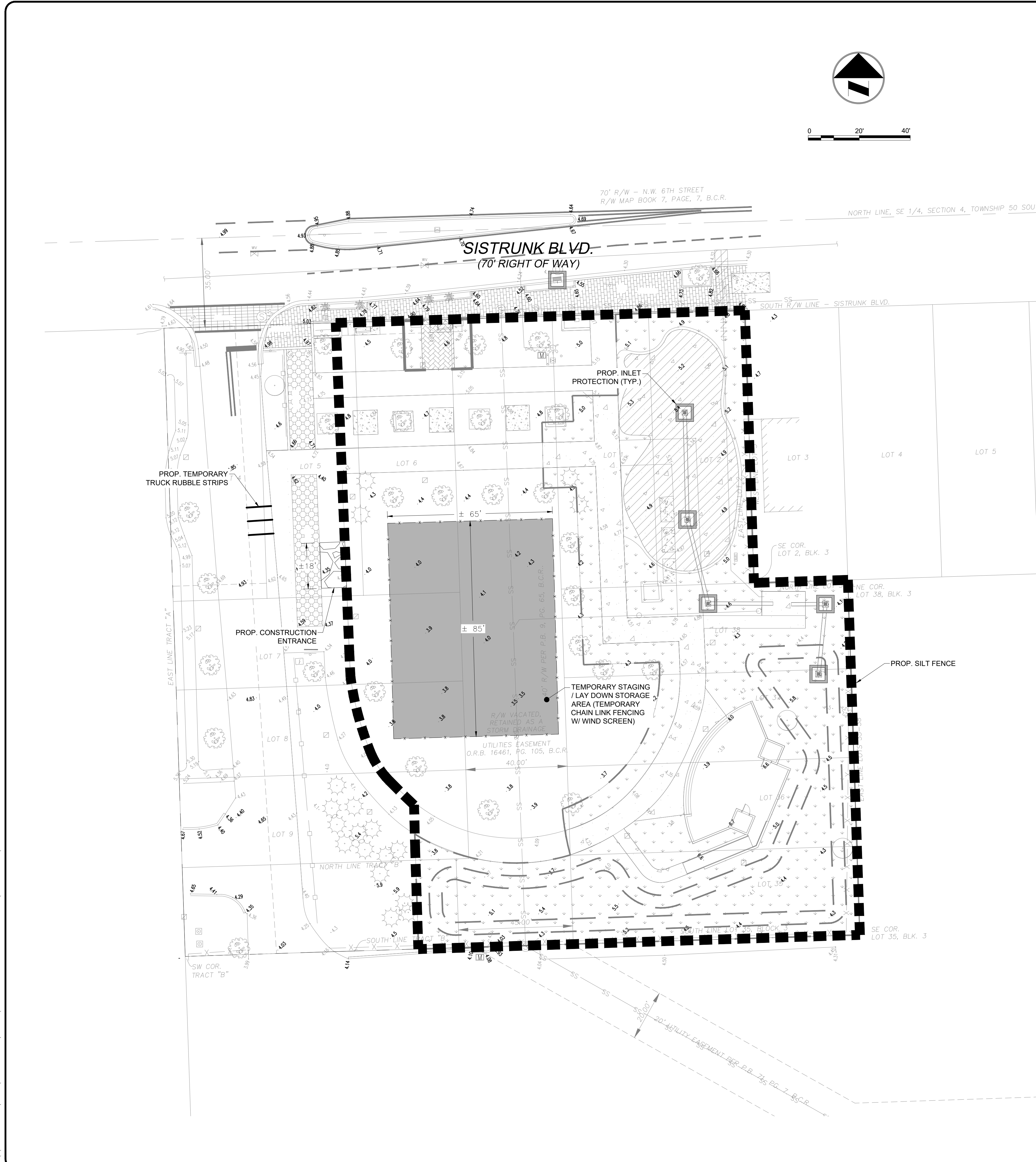
REVISIONS		NO.	DATE	BY	CHK'D	DESCRIPTION
		1	04/14/2022	JMT	ADS	SITE PLAN LEVEL 1
		2	06/17/2022	MR	ADS	SITE PLAN LEVEL 1 - REV 1
		3	08/12/2022	HR	ADS	SITE PLAN LEVEL 1 - REV 2
		4	03/18/2023	MR	ADS	REV PER BC EPD SWM
		5	10/25/2023	JS	JS	PERMIT SET

CITY OF FORT LAUDERDALE
 PUBLIC WORKS DEPARTMENT
 ENGINEERING & ARCHITECTURE
 100 North Andrews Avenue, Fort Lauderdale, Florida 33301

ENGINEER: ALEXANDER D. SCHIFFER
 LICENSE: 16700002
 DATE: 11/10/23
 DRAWN BY: MR
 CHECKED BY: MR
 DATE: 03/01/22
 DESIGNED BY: MR
 AS SHOWN
 FIELD BOOK: TEL: #784 FAX: #784

Jacob Schulman, State of Florida, Professional Engineer, License No. 94808. This item has been digitally signed and sealed by Jacob Schulman on the date indicated here. Printed copies of this document are not considered signed and sealed and must be verified on any electronic copies.
 11/10/23

\\CTAF\FILE02\ENG\PROJECTS\2022\22-0004-FTL PROV. PARK\DRAWINGS\22-0004-C03-ECP.DWG



- LEGEND - EROSION CONTROL PLAN**
- PROP. SILT FENCE
 - PROP. TEMPORARY STAGING / STORAGE AREA
 - PROP. CONSTRUCTION ENTRANCE
 - PROP. INLET PROTECTION


- NOTES:**
- CONTRACTOR SHALL REPAIR ALL IRRIGATION, SOD & PARK FEATURES DAMAGED DURING CONSTRUCTION ACTIVITIES. ITEMS SHALL BE INCLUDED & PAID UNDER MOBILIZATION / DEMOBILIZATION.

Jacob Schulman, State of Florida, Professional Engineer, License No. 94808. This item has been digitally signed and sealed by Jacob Schulman on the date indicated here. Printed copies of this document are not considered signed and sealed and must be verified on any electronic copies.

ENGINEER:	ALEXANDER D. SCHIFFER
DATE:	05/01/22
DESIGNED BY:	MR
CHECKED BY:	MR
SCALE:	AS SHOWN
DATE:	11/10/23
FIELD BOOK:	
TELEPHONE:	
FAX:	

CITY OF FORT LAUDERDALE
PUBLIC WORKS DEPARTMENT
ENGINEERING & ARCHITECTURE
 100 North Andrews Avenue, Fort Lauderdale, Florida 33301

NO.	DATE	BY	CHK'D	DESCRIPTION
1	04/14/2022	JMT	ADS	SITE PLAN LEVEL 1
2	06/17/2022	MR	ADS	SITE PLAN LEVEL 1 - REV 1
3	08/12/2022	HR	ADS	SITE PLAN LEVEL 1 - REV 2
4	03/18/2023	MR	ADS	REV PER. BC EPD SWM
5	10/25/2023	JIS	JIS	PERMIT SET



ALL ELEVATIONS REFERENCE
 NORTH AMERICAN VERTICAL
 DATUM OF 1988 (NAVD 88)

Craven • Thompson and Associates, Inc.
 ENGINEERS • PLANNERS • SURVEYORS
 3563 N.W. 53RD STREET, FORT LAUDERDALE, FLORIDA 33309
 FAX: (954) 739-6409 TEL: (954) 739-6400
 FLORIDA LICENSED ENGINEERING, SURVEYING & MAPPING BUSINESS No. 271
 FLORIDA LICENSED LANDSCAPE ARCHITECTURE BUSINESS No. C000114
 www.acaiarchitects.com

ACAI
 associates, inc.
 architecture-engineering
 roofing consulting
 construction management

PROJECT # 22-0004
PROVIDENT PARK AT SISTRUNK BLVD.
NEW SPLASHPAD & BANDSHELL
EROSION CONTROL PLAN
 1412 NW 6TH ST., FORT LAUDERDALE, FL 33311

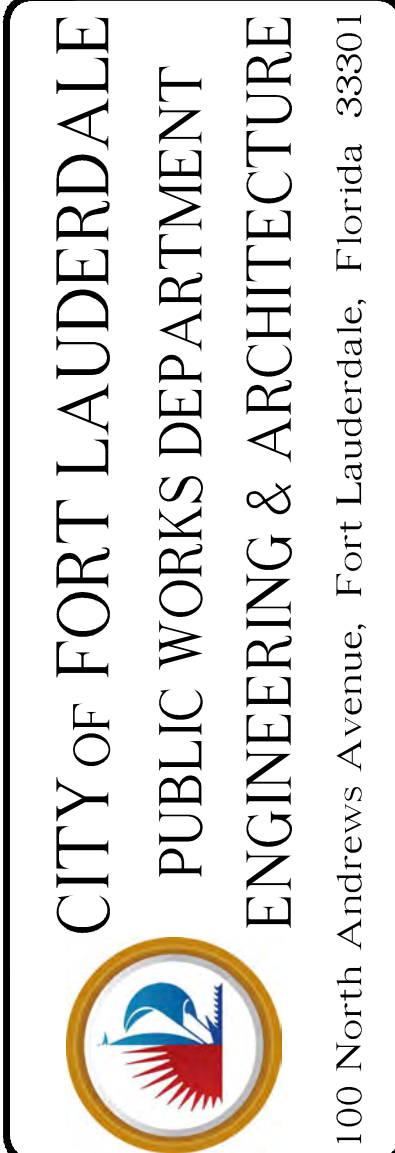
SHEET NO.	OF
C-3	9
TOTAL:	
CAD FILE:	
DRAWING FILE NO.	

PERMIT SET

Jacob Schulman, State of Florida, Professional Engineer, License No. 94808. This item has been digitally signed and sealed by Jacob Schulman on the date indicated here. Printed copies of this document are not considered signed and sealed and must be verified on any electronic copies.

ENGINEER: ALEXANDER D. SCHIFFER
 DATE: 11/10/23
 DRAWN BY: MR
 DESIGNED BY: MR
 CHECKED BY: ADS
 FIELD BOOK: _____
 TEL: #Tel
 FAX: #Fax

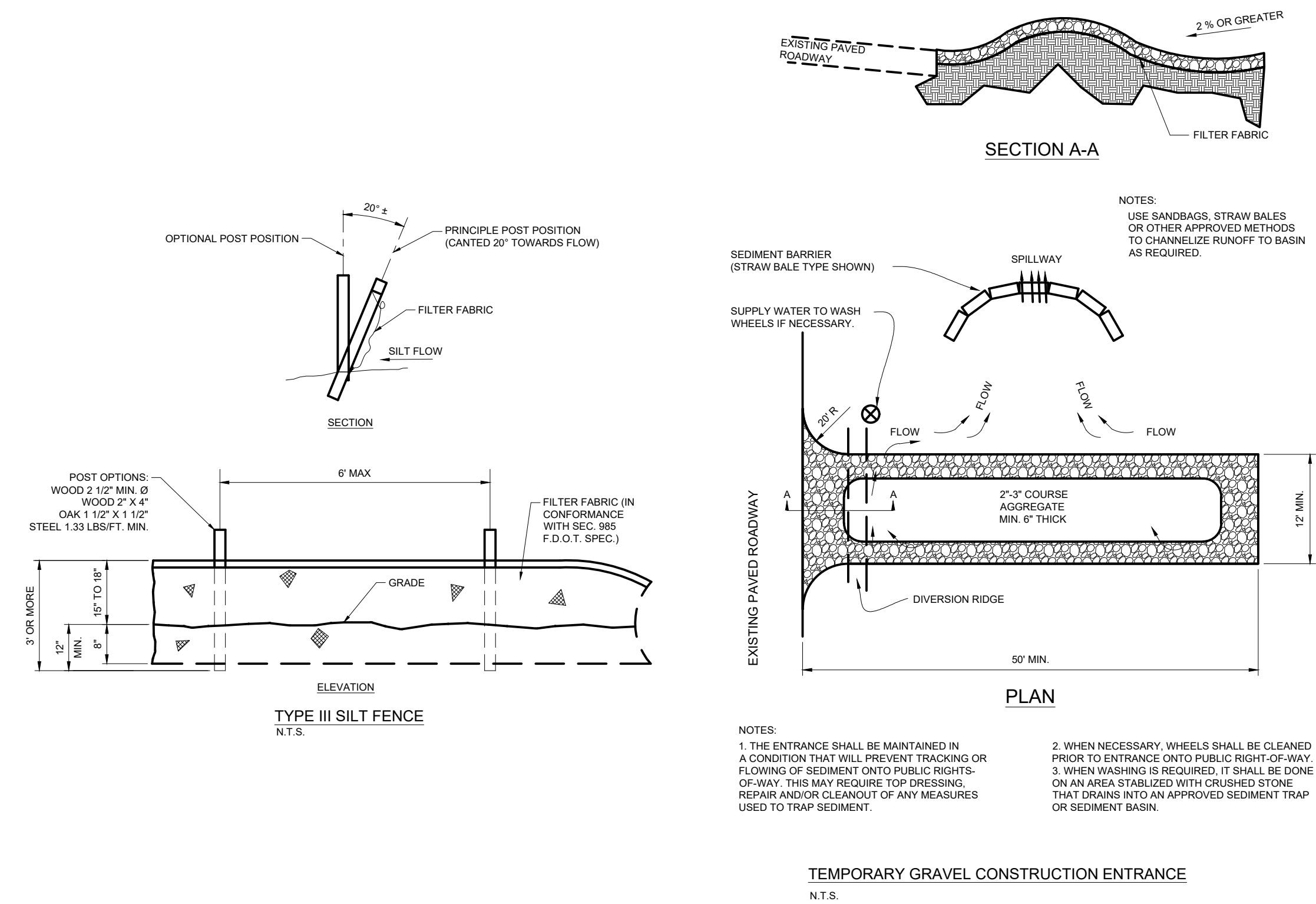
CITY OF FORT LAUDERDALE
 PUBLIC WORKS DEPARTMENT
 ENGINEERING & ARCHITECTURE
 100 North Andrews Avenue, Fort Lauderdale, Florida 33301



NO.	DATE	BY	CHK'D	REVISIONS				
				DESCRIPTION	DATE	BY	CHK'D	PERMIT SET
1	04/14/2022	JR	ADS	SITE PLAN LEVEL 1				
2	06/17/2022	MT	ADS	SITE PLAN LEVEL 1 - REV 1				
3	08/12/2022	HR	ADS	SITE PLAN LEVEL 1 - REV 2				
4	03/15/2023	MR	ADS	REV PER BC EPD SWM				
5	10/25/2023	JG	JG	PERMIT SET				

PROJECT # 22-0004
 PROVIDENT PARK AT SISTRUNK BLVD.
 NEW SPLASHPAD & BANDSHELL
 EROSION CONTROL DETAILS
 1412 NW 6TH ST., FORT LAUDERDALE, FL 33311

SHEET NO.	OF
C-4	9
TOTAL:	
CAD FILE:	
DRAWING FILE NO.	




EROSION CONTROL NOTES:

- CONTRACTOR TO EMPLOY BEST MANAGEMENT PRACTICES THROUGHOUT CONSTRUCTION IN ORDER TO ENSURE POLLUTION PREVENTION. CONTRACTOR TO COMPLY WITH ALL LOCAL, STATE AND OTHER GOVERNMENTAL ENVIRONMENTAL REGULATIONS THROUGHOUT CONSTRUCTION.
- DURING CONSTRUCTION ALL CATCH BASINS TO BE EQUIPPED WITH INLET PROTECTION.
- SILT FENCES SHALL BE INSTALLED AS NECESSARY TO CONTROL OR PREVENT DISCHARGE OF SEDIMENT ONTO ADJACENT UNDISTURBED AREAS OR OFF-SITE AREAS.
- ALL AREAS DISTURBED DURING CONSTRUCTION SHALL BE STABILIZED WITHIN A REASONABLE PERIOD OF TIME TO ASSURE MINIMUM EROSION OF SOILS.
- NO LAND CLEARING OR GRADING SHALL BEGIN UNTIL ALL EROSION CONTROL MEASURES HAVE BEEN INSTALLED.
- ALL EXPOSED AREAS SHALL BE SOODED AS SPECIFIED WITHIN 30 DAYS OF FINAL GRADING.
- MAINTAIN EROSION CONTROL MEASURES AFTER EACH RAIN AND AT LEAST ONCE A WEEK.
- THESE PLANS SHALL NOT BE CONSIDERED ALL INCLUSIVE AS THE CONTRACTOR SHALL TAKE ALL NECESSARY PRECAUTIONS TO PREVENT SOIL SEDIMENT FROM LEAVING THE SITE.
- CONTRACTOR SHALL COMPLY WITH ALL STATE AND LOCAL ORDINANCES THAT APPLY.
- ADDITIONAL EROSION AND SEDIMENT CONTROL MEASURES WILL BE INSTALLED IF DEEMED NECESSARY BY ON SITE INSPECTION.
- LAND DISTURBING ACTIVITIES SHALL NOT COMMENCE UNTIL APPROVAL TO DO SO HAS BEEN RECEIVED BY GOVERNING AUTHORITIES.
- IF INSTALLATION OF STORM DRAINAGE SYSTEM SHOULD BE INTERRUPTED BY WEATHER OR NIGHTFALL, THE PIPE ENDS SHALL BE COVERED WITH FILTER FABRIC.
- ALL EXISTING STRUCTURES, FENCING, TREES, ETC. WITHIN CONSTRUCTION AREA SHALL BE REMOVED AND DISPOSED OF OFF SITE.
- CONTRACTOR SHALL BE RESPONSIBLE TO TAKE WHATEVER MEANS NECESSARY TO ESTABLISH PERMANENT SOIL STABILIZATION.
- CONTRACTOR IS TO PROVIDE EROSION CONTROL/SEDIMENTATION BARRIER (INLET PROTECTION/SILT FENCE) TO PREVENT SILTATION OF ADJACENT PROPERTY, STREETS, STORM SEWERS AND WATERWAYS. EROSION CONTROL BARRIER SHALL BE ESTABLISHED AS THE FIRST ITEM OF WORK.
- SITE ACTIVITIES SHALL BE SHUT-DOWN IMMEDIATELY IF THE DOWNSTREAM OR UPSTREAM WATERWAYS ARE DEEMED TO BE AFFECTED DUE TO EARTHWORK ACTIVITIES, OR AT THE COUNTY, CITY'S OR ENGINEER OF RECORDS DISCRETION.
- CONTRACTOR TO BE RESPONSIBLE FOR ANY DEWATERING PLANS, PERMITTING AND CONSTRUCTION AS REQUIRED FOR THE PROJECT.
- CONTRACTOR SHALL OBTAIN ANY NECESSARY DEWATERING PERMITS AS SITE CONDITIONS AND CONSTRUCTION ACTIVITIES REQUIRE.
- CONTRACTOR TO OBTAIN NATIONAL POLLUTANT DISCHARGE ELIMINATION SYSTEM (NPDES) PERMIT THROUGH THE FLORIDA DEPARTMENT OF ENVIRONMENTAL PROTECTION (DEP) AND USE BEST MANAGEMENT PRACTICES TO ENSURE COMPLIANCE WITH NPDES, DEP AND WATER MANAGEMENT DISTRICT REGULATIONS FOR STORMWATER DISCHARGE FROM CONSTRUCTION ACTIVITIES AND DEWATERING OPERATIONS.
- CONTRACTOR SHALL ASSUME ANY AND ALL RESPONSIBILITIES FOR ANY WATER CONTROL VIOLATIONS RESULTING FROM FAILURE TO ELIMINATE AND/OR CONTROL TURBID RUNOFF FROM LEAVING THE SITE AS ISSUED BY ANY AGENCY HAVING JURISDICTION.
- CONTRACTOR SHALL PROVIDE TEMPORARY DEWATERING AREA(S) PRIOR TO ANY EXCAVATION FOR PIPE INSTALLATION. DEWATERING AREA(S) SHALL BE PROTECTED WITH SILT SCREENS. ALL DEWATERING OPERATIONS SHALL DISCHARGE INTO TEMPORARY DEWATERING AREA(S) AND NO DIRECT DISCHARGE INTO THE EXISTING OR NEW DITCHES, STORM DRAINS, AND/OR PUBLIC RIGHT OF WAY WILL BE ALLOWED.
- CONTRACTOR SHALL MAINTAIN A POLLUTION PREVENTION CONTROL LOG AND CONDUCT WEEKLY INSPECTIONS AND WITHIN 24 HOURS OF A 0.25" STORM EVENT.
- CONTRACTOR TO EMPLOY BEST MANAGEMENT PRACTICES THROUGHOUT CONSTRUCTION IN ORDER TO ENSURE POLLUTION PREVENTION. CONTRACTOR TO COMPLY WITH ALL LOCAL, STATE, AND OTHER LOCAL GOVERNMENTAL ENVIRONMENTAL REGULATIONS THROUGHOUT CONSTRUCTION.
- DURING CONSTRUCTION, ALL CATCH BASINS TO BE EQUIPPED WITH FILTER FABRIC AND HAY BALES OVER GRATES.
- ALL AREAS DISTURBED DURING CONSTRUCTION SHALL BE STABILIZED WITHIN A REASONABLE PERIOD OF TIME TO ASSURE MINIMUM EROSION OF SOILS.
- NO LAND CLEARING OR GRADING SHALL BEGIN UNTIL ALL EROSION CONTROL MEASURES HAVE BEEN INSTALLED.
- ADDITIONAL EROSION AND SEDIMENT CONTROL MEASURES SHALL BE INSTALLED IF DEEMED NECESSARY. ADDITIONAL CONTROL MEASURES SHALL BE INSTALLED AT CONTRACTORS EXPENSE.

*IT SHOULD BE NOTED THAT THE MEASURES IDENTIFIED ON THIS PLAN ARE ONLY SUGGESTED BMPs. THE CONTRACTOR SHALL PROVIDE POLLUTION PREVENTION AND EROSION CONTROL MEASURES AS NECESSARY TO CONFORM TO CURRENT CITY, FDEP, NPDES AND COUNTY CODES AND SPECIFICATIONS.

ALL ELEVATIONS REFERENCE
 NORTH AMERICAN VERTICAL
 DATUM OF 1988 (NAVD 88)

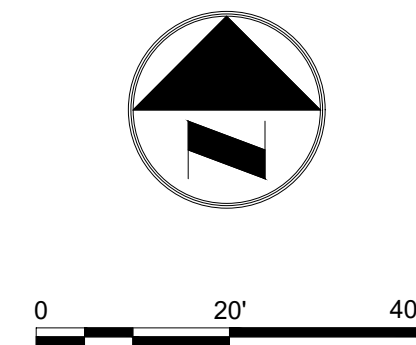
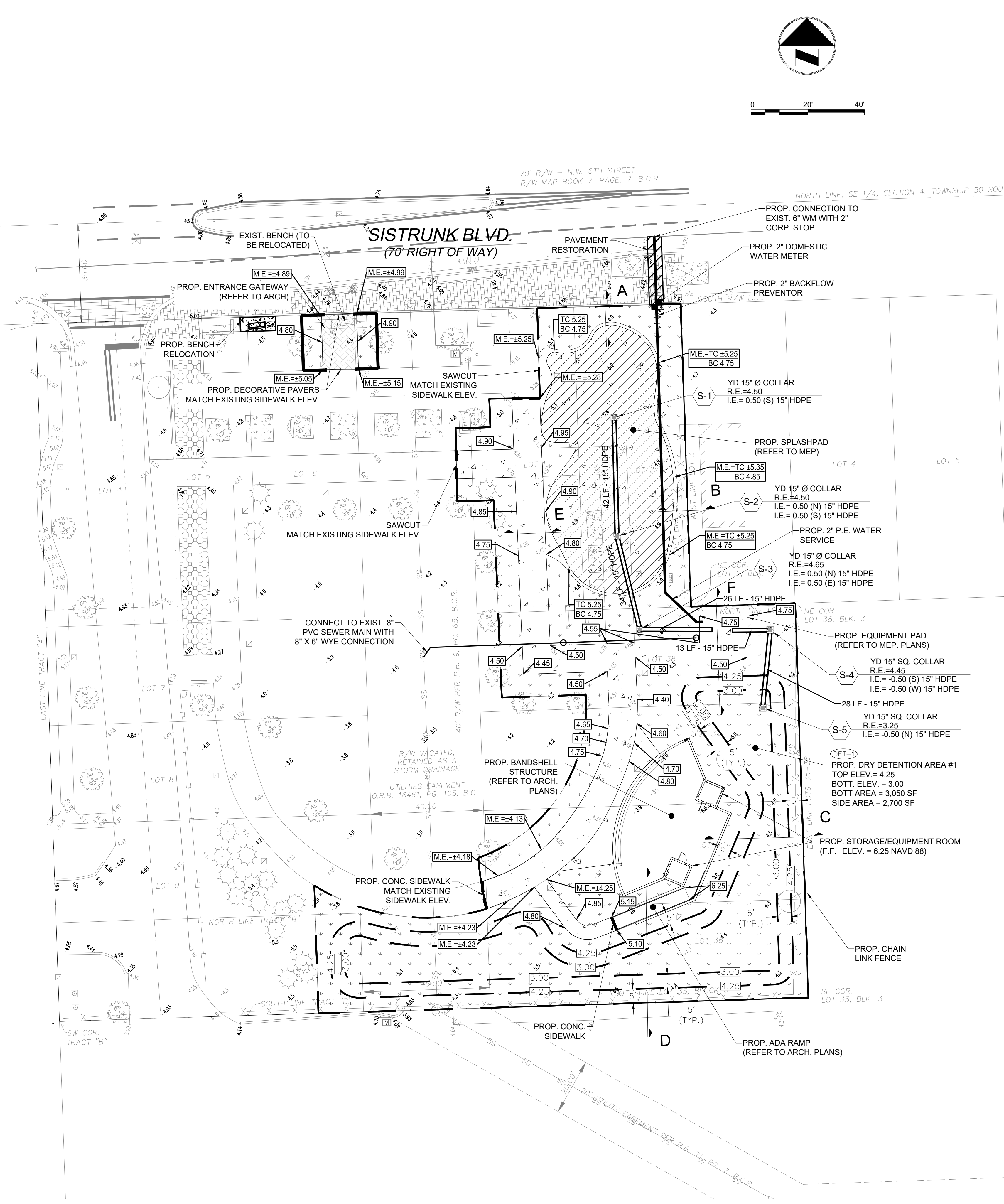


ACAI
 associates, inc.
 architecture-engineering
 roofing consulting
 construction management

CRAVEN • THOMPSON AND ASSOCIATES, INC.
 ENGINEERS • PLANNERS • SURVEYORS
 3563 N.W. 53RD STREET, FORT LAUDERDALE, FLORIDA 33309
 FAX: (954) 739-6409 TEL: (954) 739-6400
 FLORIDA LICENSED ENGINEERING, SURVEYING & MAPPING BUSINESS No. 271
 FLORIDA LICENSED LANDSCAPE ARCHITECTURE BUSINESS No. C000114
 www.acaiarchitects.com

PERMIT SET

\\CTAF\FILE02\ENG\PROJECTS\2022\22-0004-FTL PROV PARK\DRAWINGS\22-0004-C05-ENGP.DWG



- LEGEND - ENGINEERING**
- PROP. SPLASH PAD
 - PROP. PAVEMENT RESTORATION
 - PROP. 6" THICK CONCRETE SIDE WALK
 - PROP. PAVING
 - PROP. GRASS (SOD)
 - PROP. PAVERS
 - INDICATES CONCRETE FINISHED ELEVATION
 - INDICATES LANDSCAPE/ASPHALT FINISHED ELEVATION
 - LIMITS OF DISTURBANCE (L.O.D.)


- NOTES:**
1. DRY DETENTION (DET-1) BOTTOM AREA = 3050 SF PROVIDES 0.088 AC-FT WITH 0.080 AC-FT REQUIRED (0.023 AC-FT REQUIRED UTILIZING DRY DETENTION CREDIT).
 2. TOTAL SITE AREA PER SURVEY IS 1.42 AC.
 3. TOTAL LIMITS OF DISTURBANCE = 0.54 AC.
 4. THE PERMIT DOCUMENTS OUTLINE GENERAL LOCATIONS FOR A PROPOSED SPLASHPAD AND LOCATION FOR A SPLASHPAD EQUIPMENT AREA PAD. THE PLANS DEFINE THE REQUESTED LOCATION, FOOTPRINT AND SQUARE FOOTAGE FOR THE AQUATIC FEATURES / SPLASH PAD AMENITIES. THE LAYOUT DEPICTED ON THE PLANS ARE FOR GENERAL SCHEMATIC PURPOSES ONLY AND WERE PREPARED WITHOUT THE BENEFIT OF AN AQUATIC DESIGNER OR MECHANICAL ENGINEERED DESIGN PLANS AND CALCULATIONS. IT SHALL BE NOTED THAT THE SELECTED CONTRACTOR SHALL BE REQUIRED TO PROCURE THE SERVICES OF AN AQUATIC DESIGNER, INCLUDING BUT IS NOT LIMITED TO A PROFESSIONAL ENGINEER REGISTERED TO PRACTICE MECHANICAL ENGINEERING IN THE STATE OF FLORIDA. THE AQUATIC DESIGNER AND PROFESSIONAL ENGINEER SHALL DESIGN THE AQUATIC SPLASHPAD FEATURES WITHIN THE PREDETERMINED LINE ITEM CONTRACT AMOUNT AND PRESENT DRAFT PLANS AND CALCULATIONS AS A SHOP DRAWING TO THE ENGINEER OF RECORD AND CITY FOR REVIEW AND APPROVAL PRIOR TO FINALIZING THE PERMIT DOCUMENTS.
 5. CONTRACTOR SHALL NOTE THAT THE PROPOSED SPLASHPAD SYSTEM MUST BE DECHLORINATED PRIOR TO ANY RUNOFF OR RIPPED DISCHARGE ENTERING THE PROPOSED DETENTION AREAS. AS REQUIRED IN THE BROWARD COUNTY SURFACE WATER SWM PERMIT. CONTRACTOR SHALL PROVIDE A STANDARD OPERATING PROCEDURE (SOP) DOCUMENT / OWNERS & OPERATIONS (O&M) MANUAL OUTLINING THE OPERATIONS AND MAINTENANCE REQUIRED OF THE PROPOSED SPLASHPAD EQUIPMENT, INCLUDING AND NOT LIMITED TO THE PROPOSED PROCESS FOR DECHLORINATED.

Jacob Schulman, State of Florida, Professional Engineer, License No. 94808. This item has been digitally signed and sealed by Jacob Schulman on the date indicated here. Printed copies of this document are not considered signed and sealed and must be verified on any electronic copies.
11/10/2023

ENGINEER: ALEXANDER D. SCHIFFER
LICENSE: 1070002
DATE: 11/10/23
DRAWN BY: MR
CHECKED BY: MR
DESIGNED BY: MR
DATE: 05/01/22
SCALE: AS SHOWN
FIELD BOOK: TEL: #784 FAX: #784

CITY OF FORT LAUDERDALE
PUBLIC WORKS DEPARTMENT
ENGINEERING & ARCHITECTURE
100 North Andrews Avenue, Fort Lauderdale, Florida 33301

REVISIONS		NO.	DATE	BY	CHK'D	DESCRIPTION
1	04/14/2022	JMT	ADS	ADS	AD	SITE PLAN LEVEL 1 - REV 1
2	06/17/2022	MR	ADS	ADS	AD	SITE PLAN LEVEL 1 - REV 2
3	08/12/2022	HR	ADS	ADS	AD	REV PER BC EPD SWM
4	03/16/2023	MR	ADS	ADS	AD	REV PER BC EPD SWM
5	10/25/2023	JIS	JIS	JIS	JIS	PERMIT SET



ALL ELEVATIONS REFERENCE NORTH AMERICAN VERTICAL DATUM OF 1988 (NAVD 88)

Craven • Thompson and Associates, Inc.
ENGINEERS • PLANNERS • SURVEYORS
3563 N.W. 53RD STREET, FORT LAUDERDALE, FLORIDA 33309
FAX: (954) 739-6409 TEL: (954) 739-6400
FLORIDA LICENSED ENGINEERING, SURVEYING & MAPPING BUSINESS No. 271
FLORIDA LICENSED LANDSCAPE ARCHITECTURE BUSINESS No. C000114
www.ctaarchitects.com

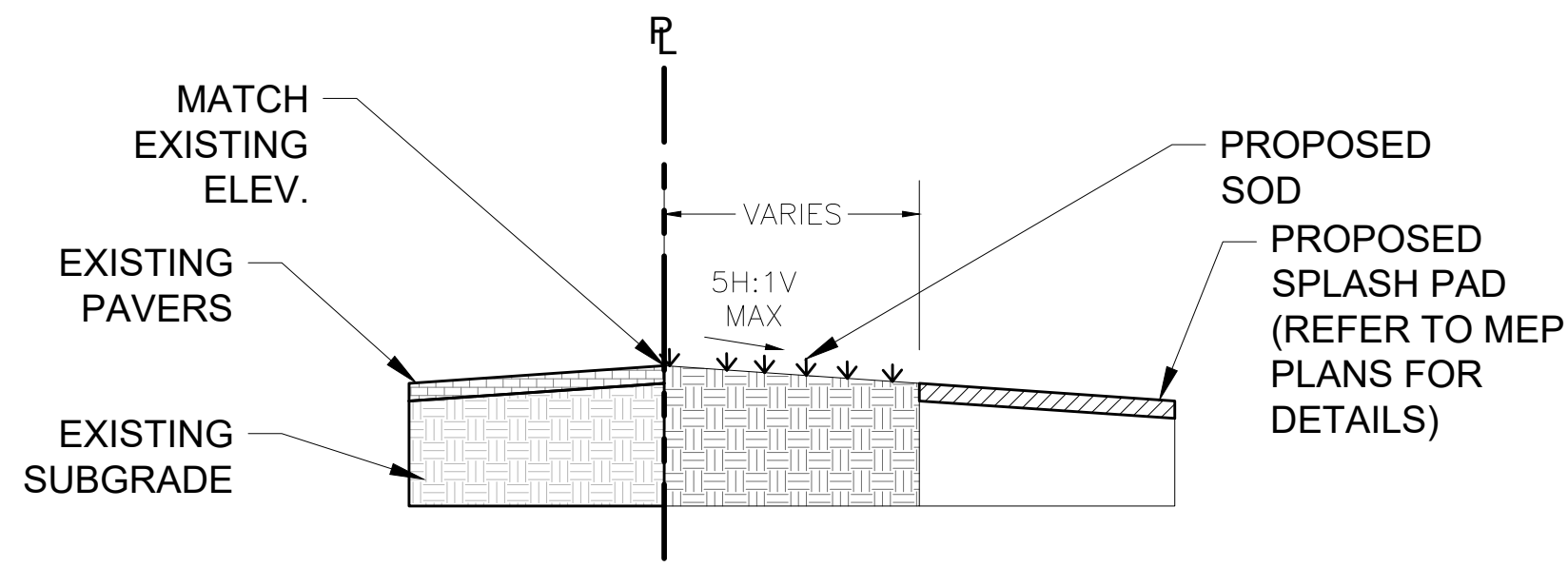
ACAIA
associates, inc.
architecture-engineering
roofing consulting
construction management
AAC001323-EB0004379-CGC010769
2937 W. Cypress Creek Rd., Suite 200
Fort Lauderdale, Florida 33309
Tel: 954.484.4000 • Fax: 954.484.5588
www.acaiarchitects.com

PROJECT # 22-0004
PROVIDENT PARK AT SISTRUNK BLVD.
NEW SPLASHPAD & BANDSHELL
ENGINEERING PLAN
1412 NW 6TH ST., FORT LAUDERDALE, FL 33311

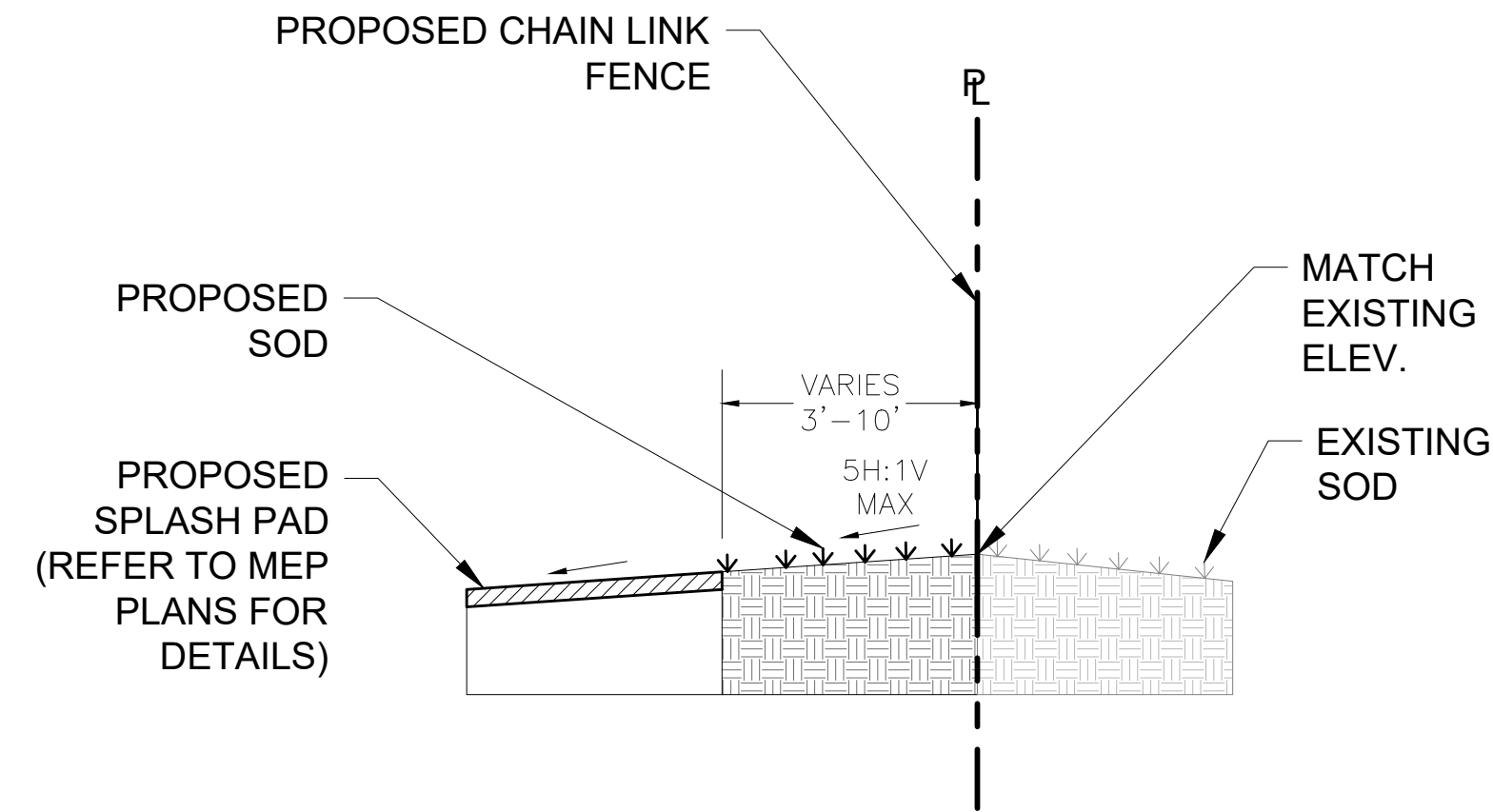
SHEET NO. OF
C-5 9

TOTAL:
CAD FILE:
DRAWING FILE NO.

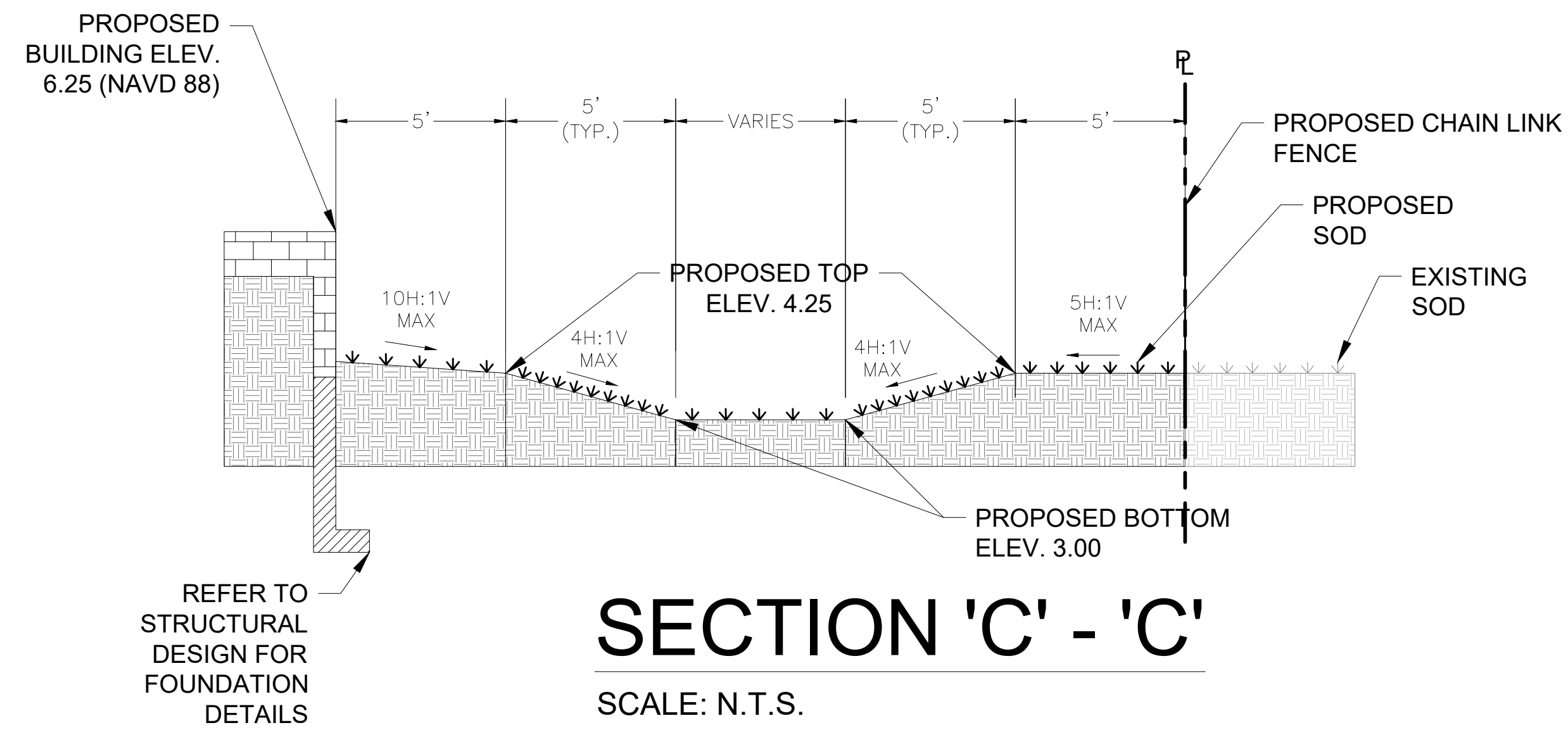
PERMIT SET



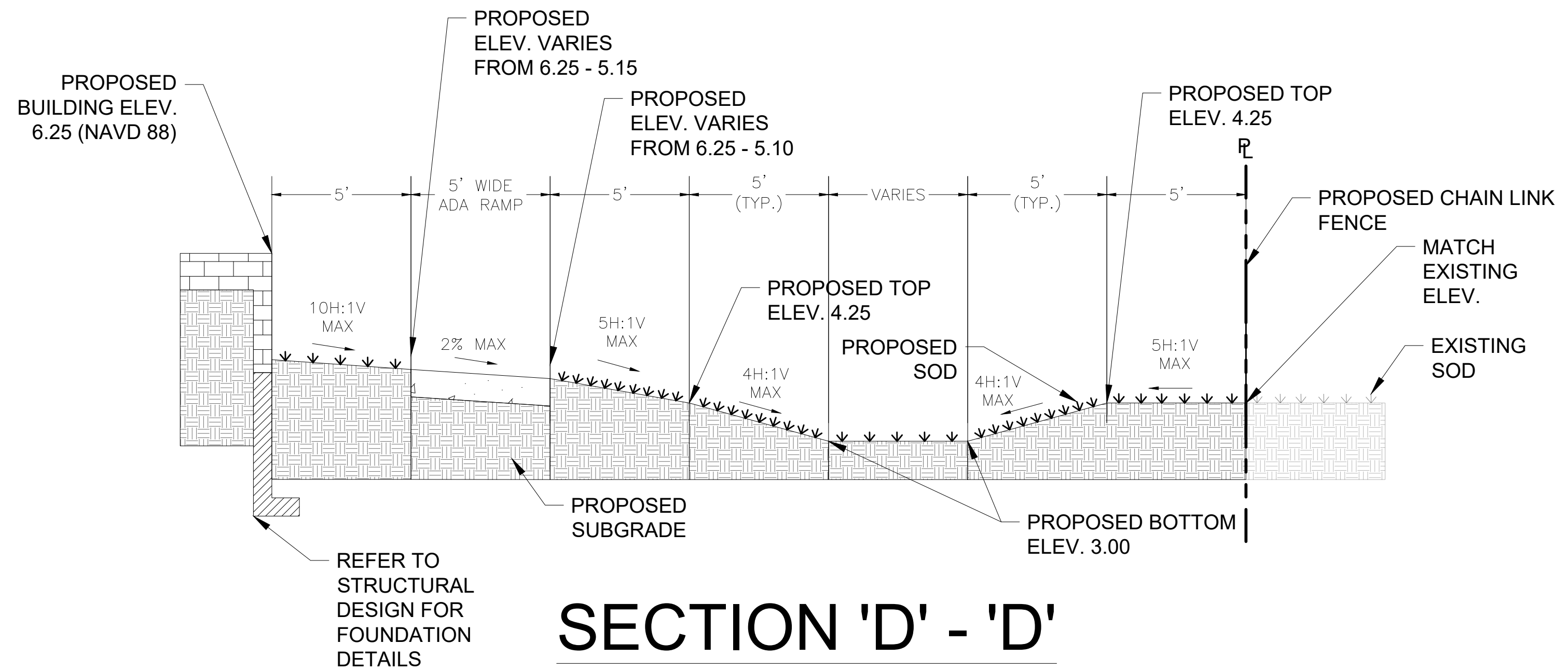
SECTION 'A' - 'A'
SCALE: N.T.S.



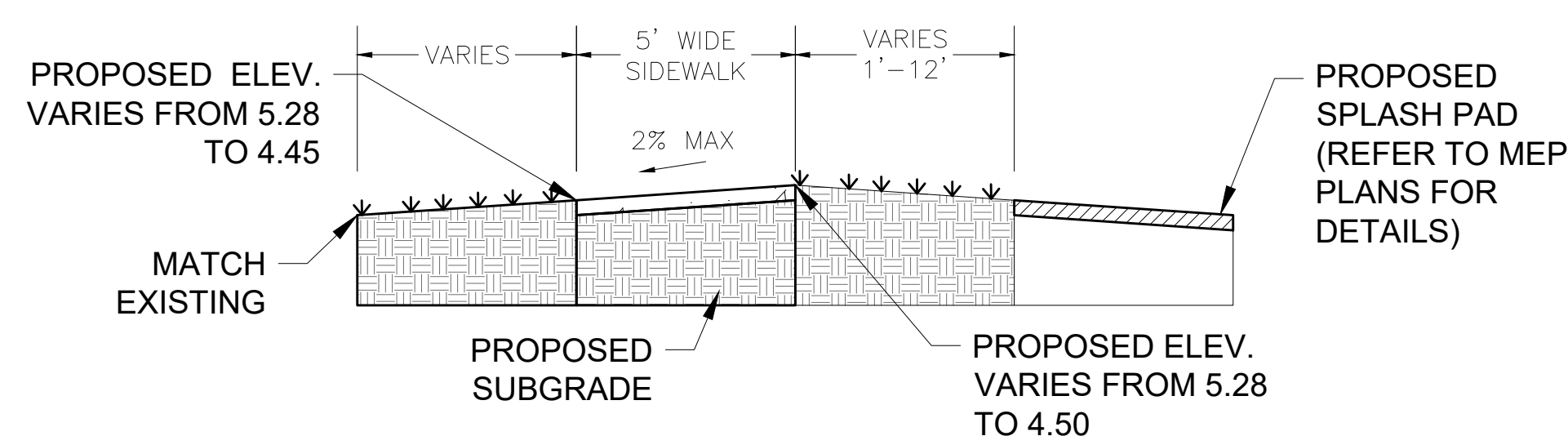
SECTION 'B' - 'B'
SCALE: N.T.S.



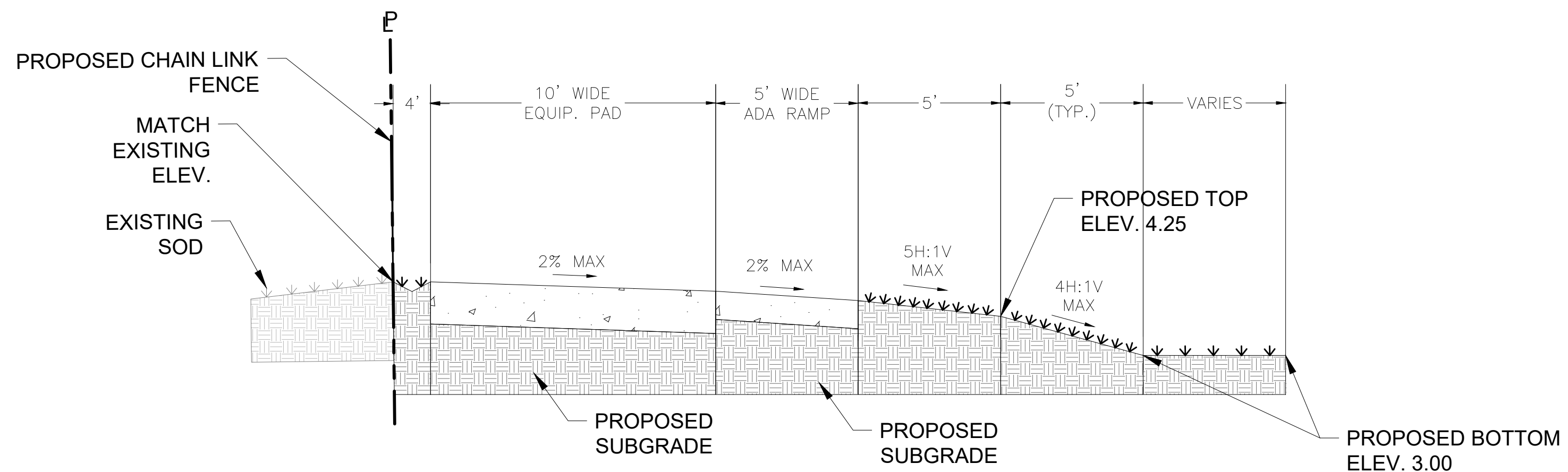
SECTION 'C' - 'C'
SCALE: N.T.S.



SECTION 'D' - 'D'
SCALE: N.T.S.



SECTION 'E' - 'E'
SCALE: N.T.S.




SECTION 'F' - 'F'
SCALE: N.T.S.

ALL ELEVATIONS REFERENCE
NORTH AMERICAN VERTICAL
DATUM OF 1988 (NAVD 88)

Craven • Thompson and Associates, Inc.
ENGINEERS • PLANNERS • SURVEYORS
3563 N.W. 53RD STREET, FORT LAUDERDALE, FLORIDA 33309
FAX: (954) 739-6409 TEL: (954) 739-6400
FLORIDA LICENSED ENGINEERING, SURVEYING & MAPPING BUSINESS No. 271
FLORIDA LICENSED LANDSCAPE ARCHITECTURE BUSINESS No. C000114
www.acaiarchitects.com

ACAI
associates, inc.
architecture-engineering
roofing consulting
construction management



Jacob Schulman, State of Florida, Professional Engineer, License No. 94808. This item has been digitally signed and sealed by Jacob Schulman on the date indicated here. Printed copies of this document are not considered signed and sealed and must be verified on any electronic copies.
11/10/23

ENGINEER: ALEXANDER D. SCHIFFER
DATE: 05/01/22
SCALE: AS SHOWN
CHECKED BY: ADS
FIELD BOOK:

CITY OF FORT LAUDERDALE
PUBLIC WORKS DEPARTMENT
ENGINEERING & ARCHITECTURE
100 North Andrews Avenue, Fort Lauderdale, Florida 33301

NO.	DATE	BY	CHK'D	DESCRIPTION
1	04/14/2022	MR	ADS	SITE PLAN LEVEL 1
2	06/17/2022	MR	ADS	SITE PLAN LEVEL 1 - REV 1
3	08/12/2022	MR	ADS	SITE PLAN LEVEL 1 - REV 2
4	03/18/2023	MR	ADS	REV PER BC EPD SWM
5	10/25/2023	JS	JS	PERMIT SET

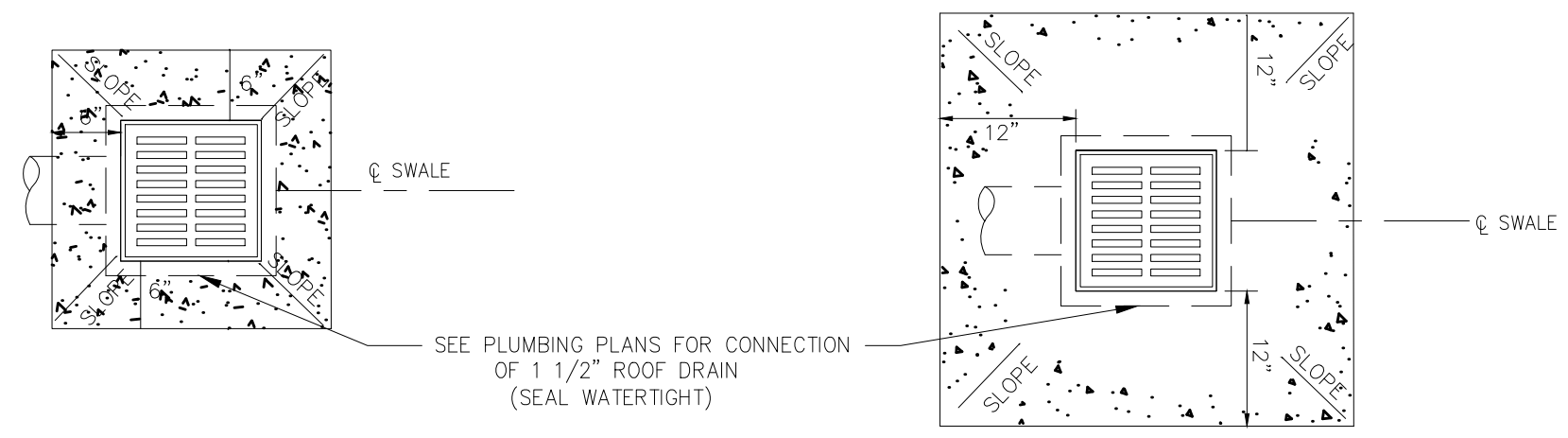
NO.	DATE	BY	CHK'D	DESCRIPTION
1	04/14/2022	MR	ADS	SITE PLAN LEVEL 1
2	06/17/2022	MR	ADS	SITE PLAN LEVEL 1 - REV 1
3	08/12/2022	MR	ADS	SITE PLAN LEVEL 1 - REV 2
4	03/18/2023	MR	ADS	REV PER BC EPD SWM
5	10/25/2023	JS	JS	PERMIT SET

PROJECT # 22-0004
PROVIDENT PARK AT SISTRUNK BLVD.
NEW SPLASHPAD & BANDSHELL
CROSS SECTIONS
1412 NW 6TH ST., FORT LAUDERDALE, FL 33311

SHEET NO. OF
C-6 9
TOTAL:
CAD FILE:
DRAWING FILE NO.

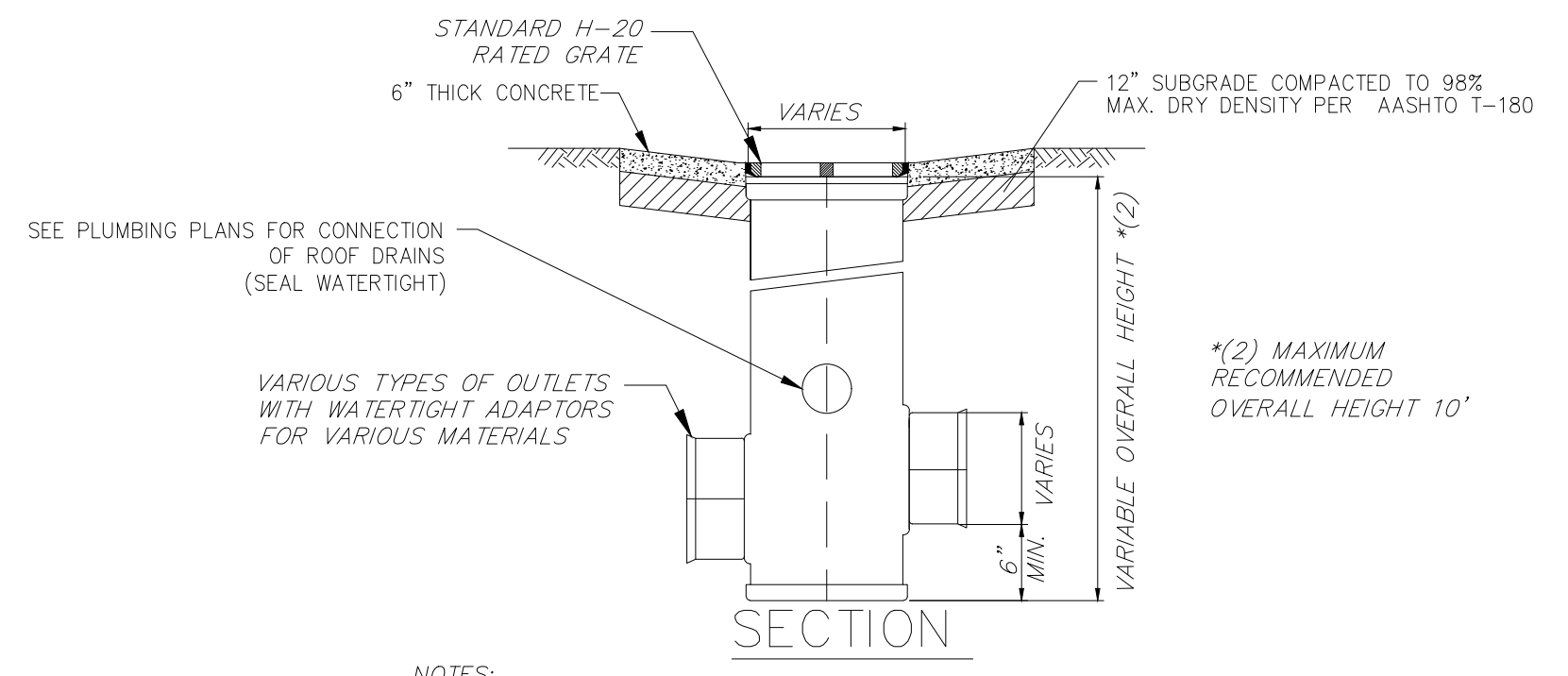
PERMIT SET

\\CTAFIELD2\ENG\PROJECTS\2022\22-0004-FTL PROV PARK\DRAWINGS\22-0004-C06-CSD.DWG



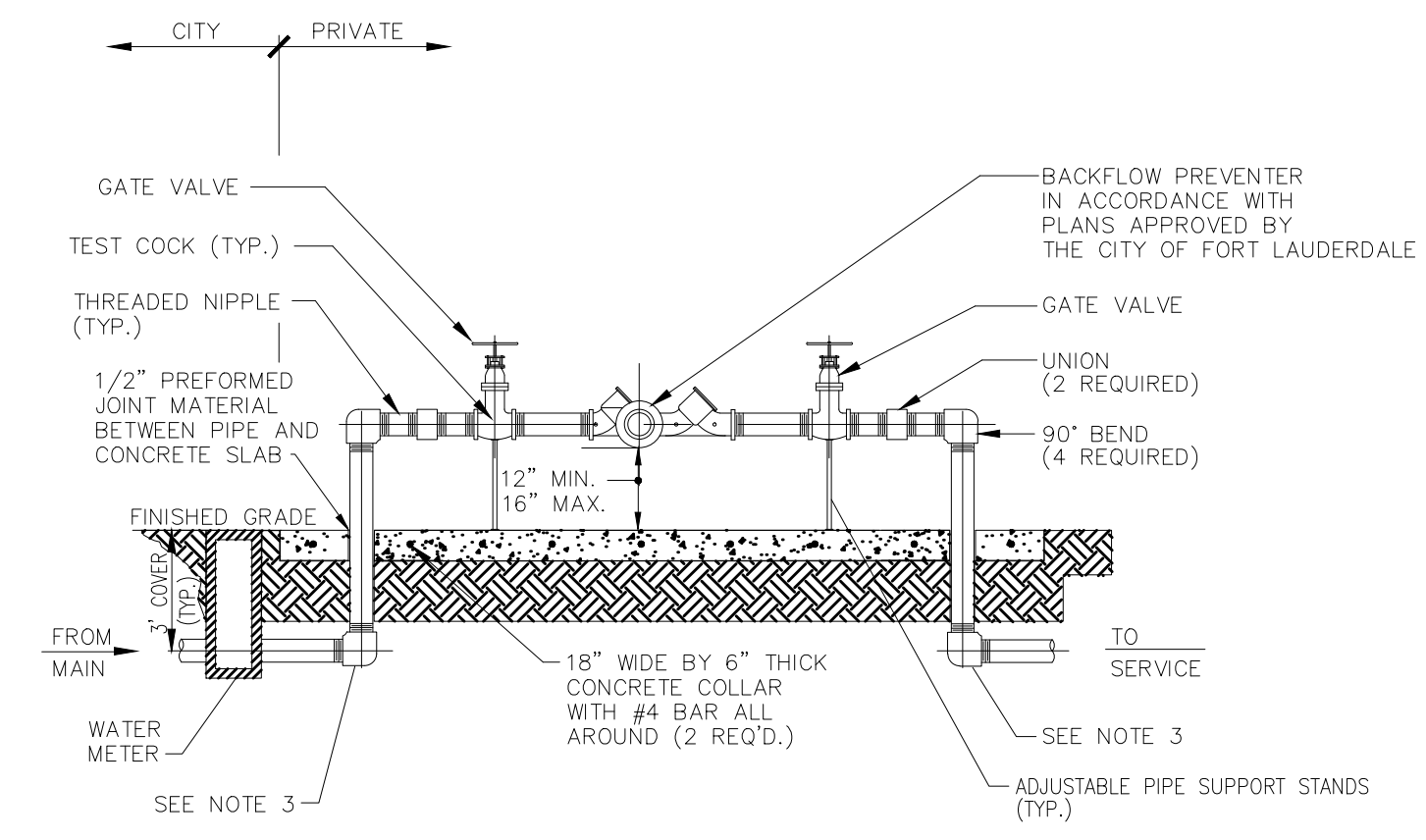
PLAN (IN-LINE DRAINS)

PLAN (DRAIN BASIN)



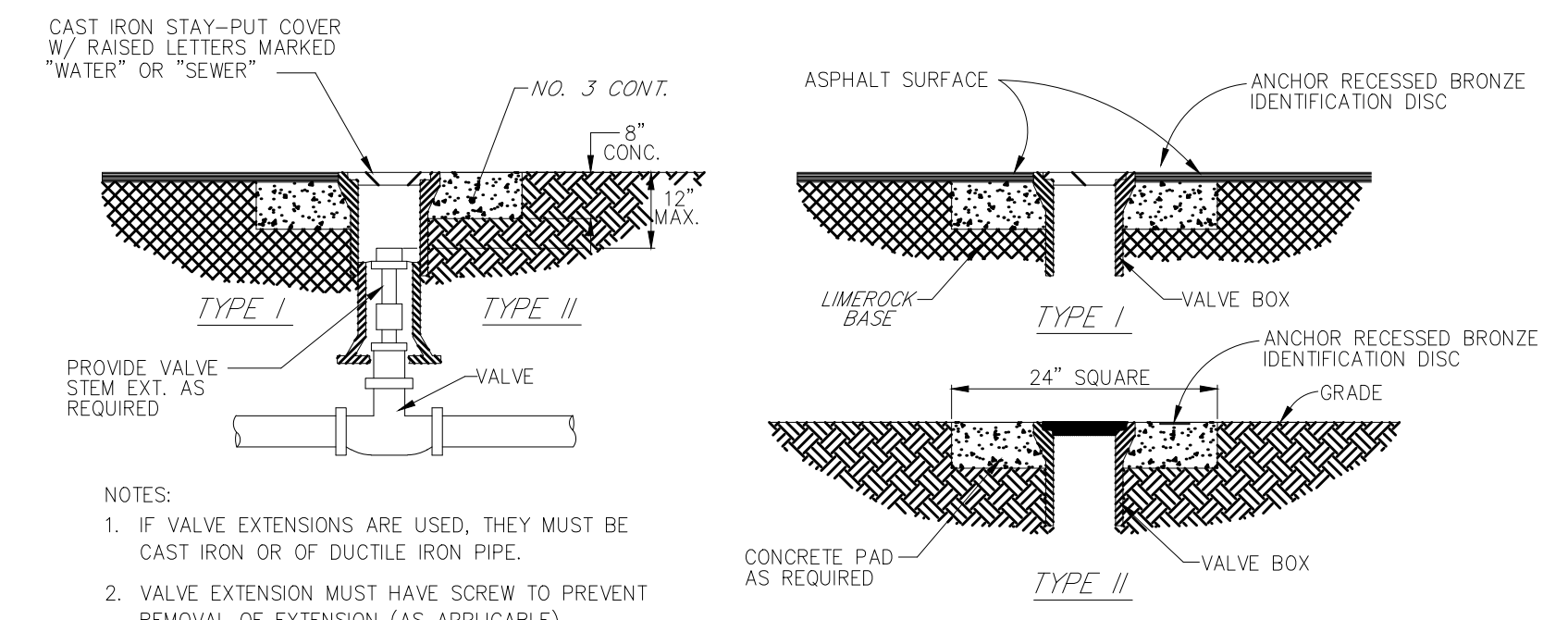
- NOTES:
1. APRON AROUND CATCH BASIN TO BE 6" THICK CONCRETE ON COMPACTED SUBGRADE.
 2. FOR CATCH BASINS CONSTRUCT 12" WIDE (MIN.) APRON ON ALL (4) SIDES.
 3. FOR YARD DRAINS CONSTRUCT 6" WIDE (MIN.) APRON ON ALL (4) SIDES.
 4. CONCRETE APRON SHALL BE INSTALLED AROUND ALL CATCH BASINS, IN-LINE DRAINS, & DRAIN BASINS WITHIN GREEN AREAS.
 5. ALL YARD DRAINS SHALL BE MANUFACTURED BY A.D.S. OR APPROVED EQUAL.
 6. ALL PVC PIPE SHALL BE SDR-35.

CATCH BASIN & IN-LINE DRAIN APRON DETAIL
N.T.S.



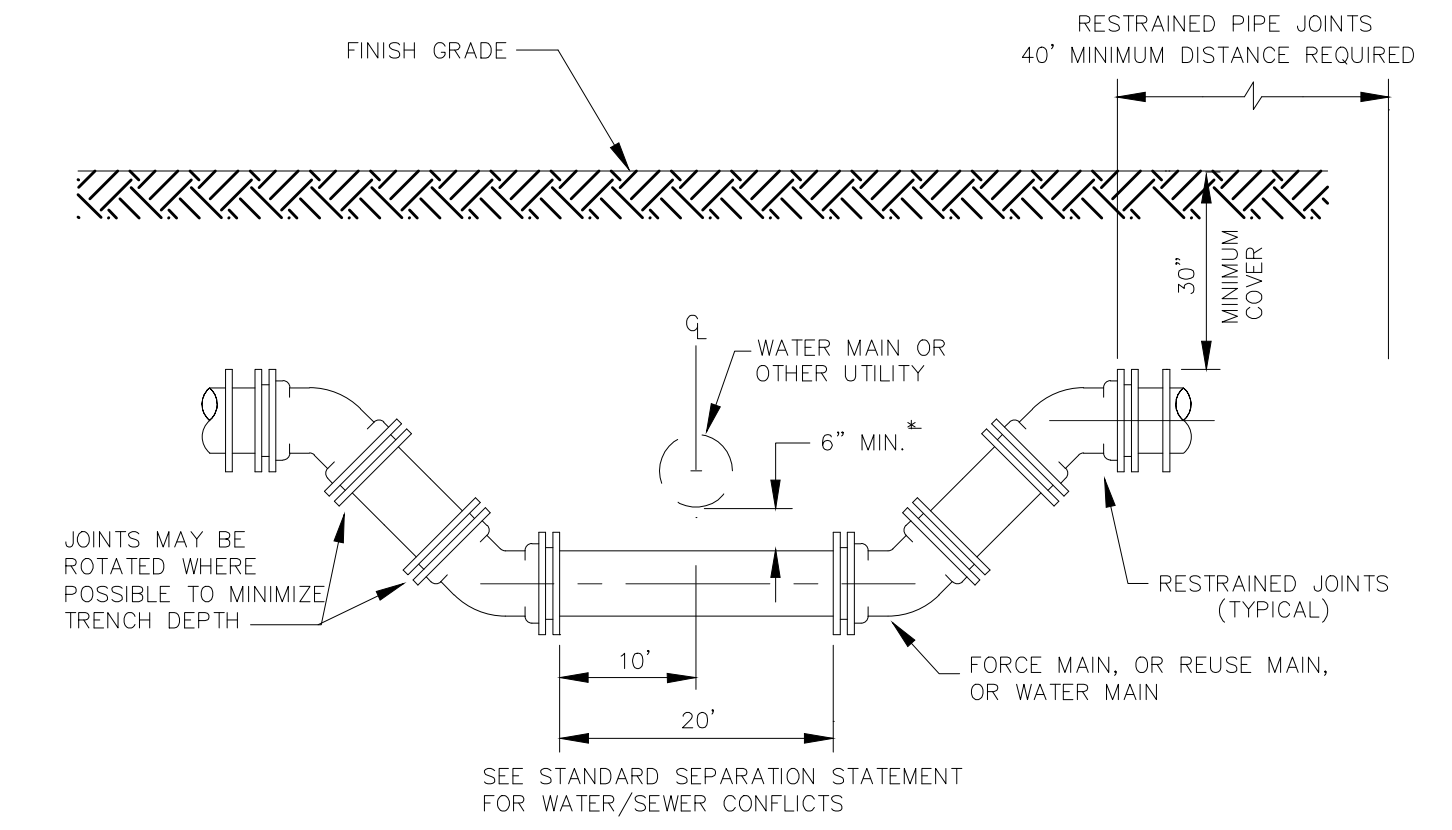
- NOTES:
1. ALL PIPE AND FITTINGS 2" AND SMALLER SHALL BE THREADED BRASS, AS SHOWN. ALL 3" PIPE TO BE GALVANIZED STEEL.
 2. ALL PIPE FITTINGS LARGER THAN 4" SHALL BE CEMENT-LINED DUCTILE IRON WITH FLANGED FITTINGS FOR ABOVEGROUND USE. MECHANICAL JOINT FITTINGS SHALL BE USED UNDERGROUND WITH RESTRAINED JOINTS AND THRUST COLLARS.
 3. MEGALUGS, OR EQUAL, CAN BE USED IN PLACE OF RESTRAINED JOINTS ON ALL UNDERGROUND DUCTILE IRON PIPING (4" AND LARGER).
 4. PAINT ALL ABOVEGROUND DUCTILE PIPING, FITTINGS AND VALVES.

REDUCED PRESSURE BACKFLOW PREVENTER
N.T.S.



- NOTES:
1. IF VALVE EXTENSIONS ARE USED, THEY MUST BE CAST IRON OR OF DUCTILE IRON PIPE.
 2. VALVE EXTENSION MUST HAVE SCREW TO PREVENT REMOVAL OF EXTENSION (AS APPLICABLE). CENTERING RING MUST BE PROVIDED.
 3. IF A VALVE BOX EXTENSION IS REQUIRED, IT MUST BE EITHER PVC C900 OR DIP. NO SDR 35 IS PERMITTED.

VALVE BOX DETAIL
N.T.S.



• WHEREVER POSSIBLE DEFLECTION OF THE PIPE WILL BE USED TO AVOID EXISTING OBSTRUCTIONS. THIS CROSSING SHALL BE USED ONLY WHEN ORDERED BY THE ENGINEER.

SPECIAL UTILITY CROSSING
N.T.S.


Jacob Schulman, State of Florida, Professional Engineer, License No. 94808. This item has been digitally signed and sealed by Jacob Schulman on the date indicated here. Printed copies of this document are not considered signed and sealed and must be verified on any electronic copies.
11/16/23

ENGINEER:
ALEXANDER D. SCHIFFER
LICENSE NO. 1070002
DATE: 11/10/23
TEL: #Tel
FAX: #Fax

DATE: 05/01/22
DESIGNED BY: MR AS SHOWN
CHECKED BY: MR ADS
FIELD BOOK:

CITY OF FORT LAUDERDALE
PUBLIC WORKS DEPARTMENT
ENGINEERING & ARCHITECTURE
100 North Andrews Avenue, Fort Lauderdale, Florida 33301

NO.	DATE	BY	CHK'D	REVISIONS				
				DESCRIPTION	DATE	BY	CHK'D	PERMIT SET
1	04/14/2022	JMT	ADS	SITE PLAN LEVEL 1				
2	06/17/2022	MR	ADS	SITE PLAN LEVEL 1 - REV 1				
3	08/12/2022	HR	ADS	SITE PLAN LEVEL 1 - REV 2				
4	03/16/2023	MR	ADS	REV PER BC EPD SWM				
5	10/25/2023	J.S	J.S	PERMIT SET				



CRAVEN • THOMPSON AND ASSOCIATES, INC.
ENGINEERS • PLANNERS • SURVEYORS
3563 N.W. 53RD STREET, FORT LAUDERDALE, FLORIDA 33309
FAX: (954) 739-6409 TEL: (954) 739-6400
FLORIDA LICENSED ENGINEERING, SURVEYING & MAPPING BUSINESS No. 271
FLORIDA LICENSED LANDSCAPE ARCHITECTURE BUSINESS No. C000114
www.acaiarchitects.com

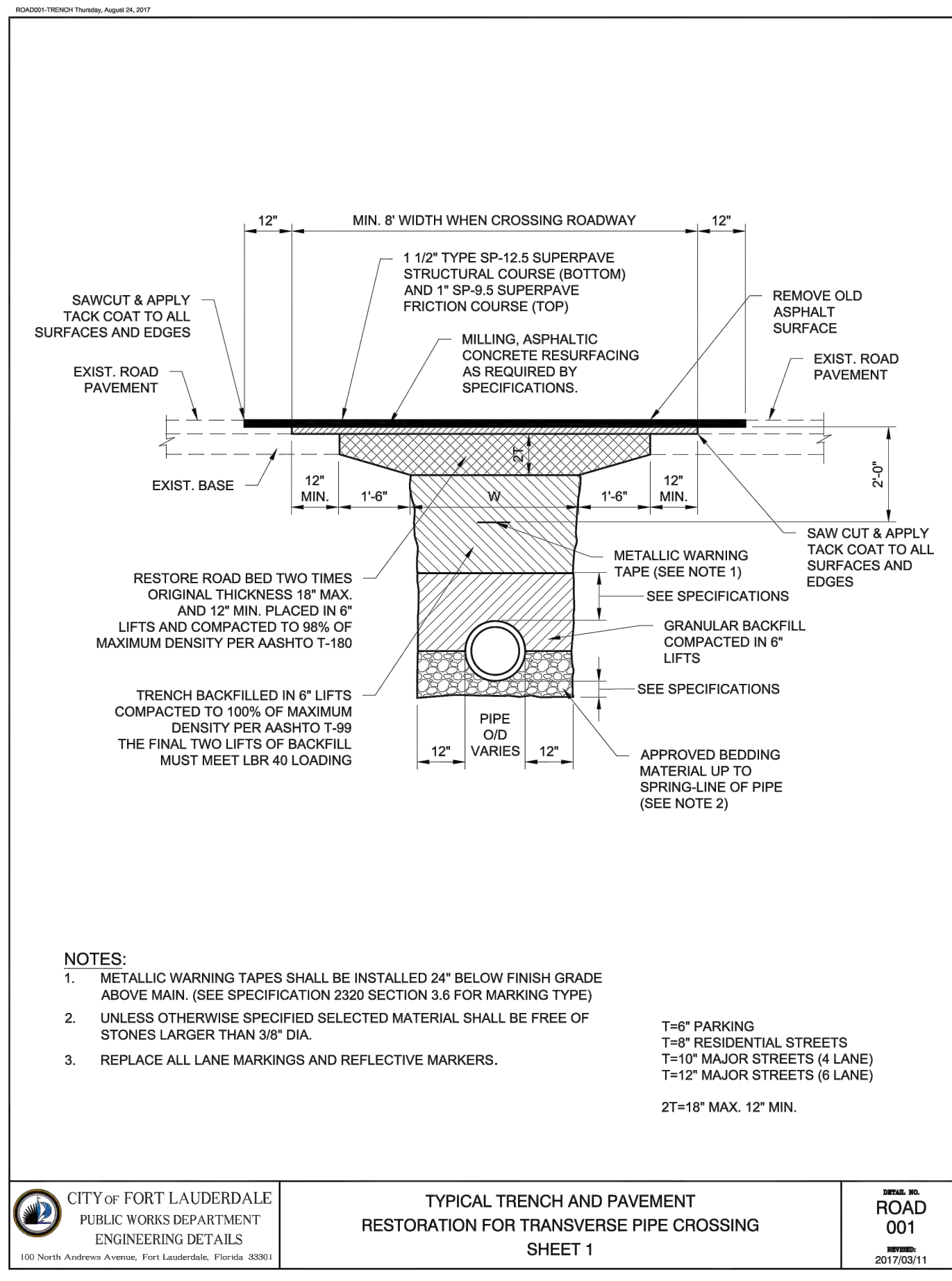
ACAI
associates, inc.
architecture-engineering
roofing consulting
construction management

PROJECT # 22-0004
PROVIDENT PARK AT SISTRUNK BLVD.
NEW SPLASHPAD & BANDSHELL
WATER & SEWER DETAILS
1412 NW 6TH ST., FORT LAUDERDALE, FL 33311

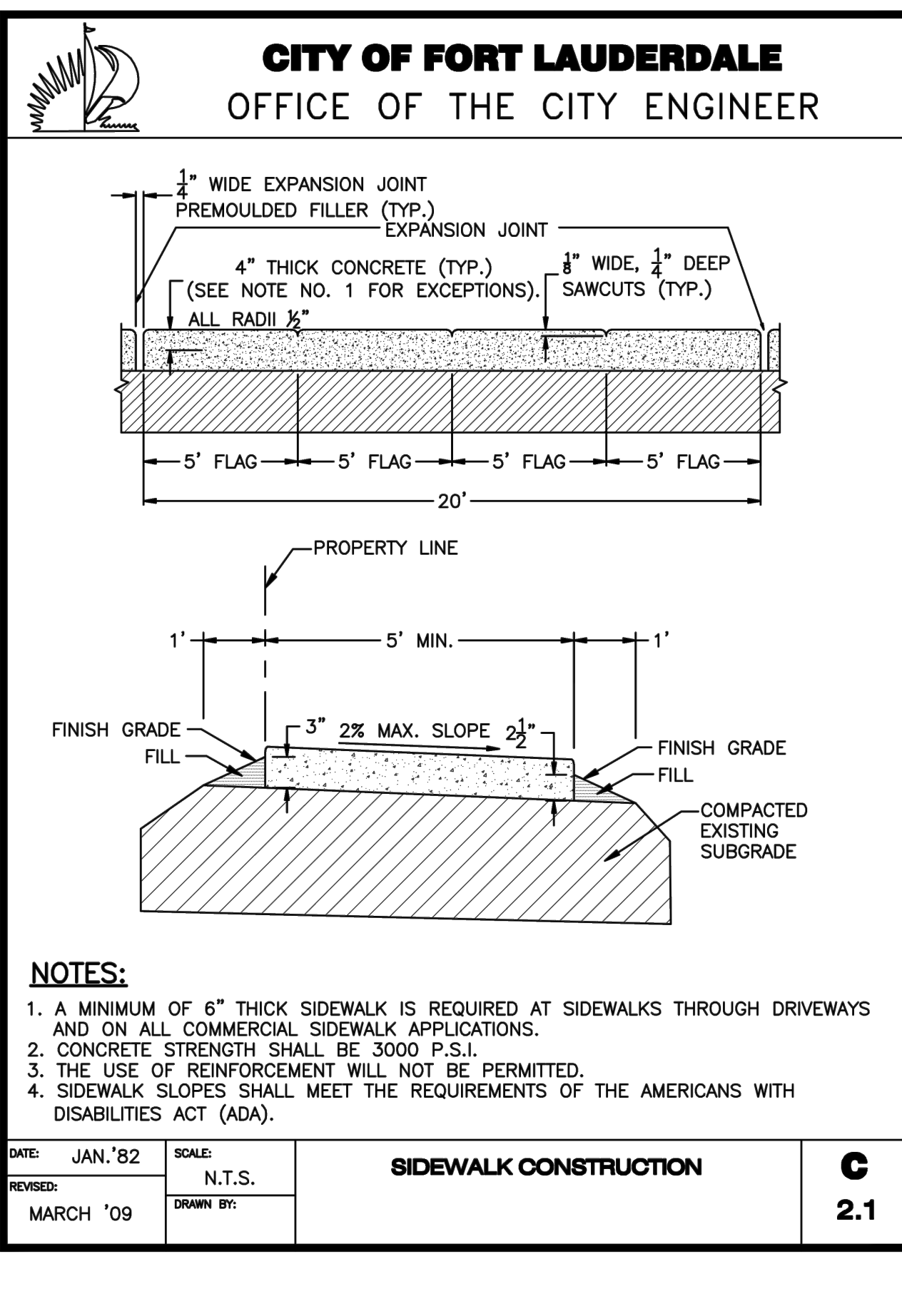
SHEET NO. OF
C-7 9

TOTAL:
CAD FILE:
DRAWING FILE NO.

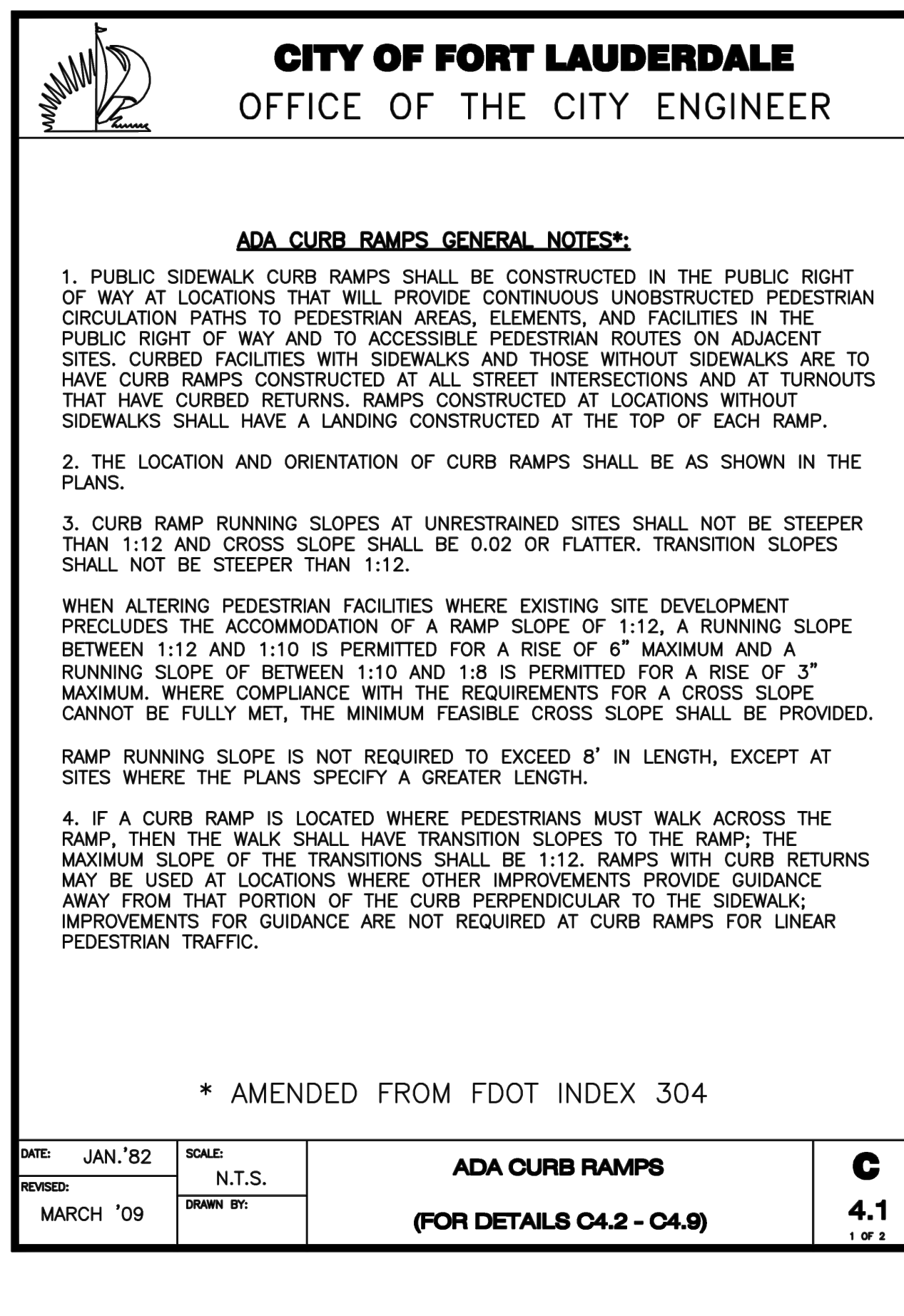
\\CTAFIELD2\ENG\PROJECTS\2022\22-0004-FTL PROV PARK\DRAWINGS\22-0004-MULTI-DETLDWG



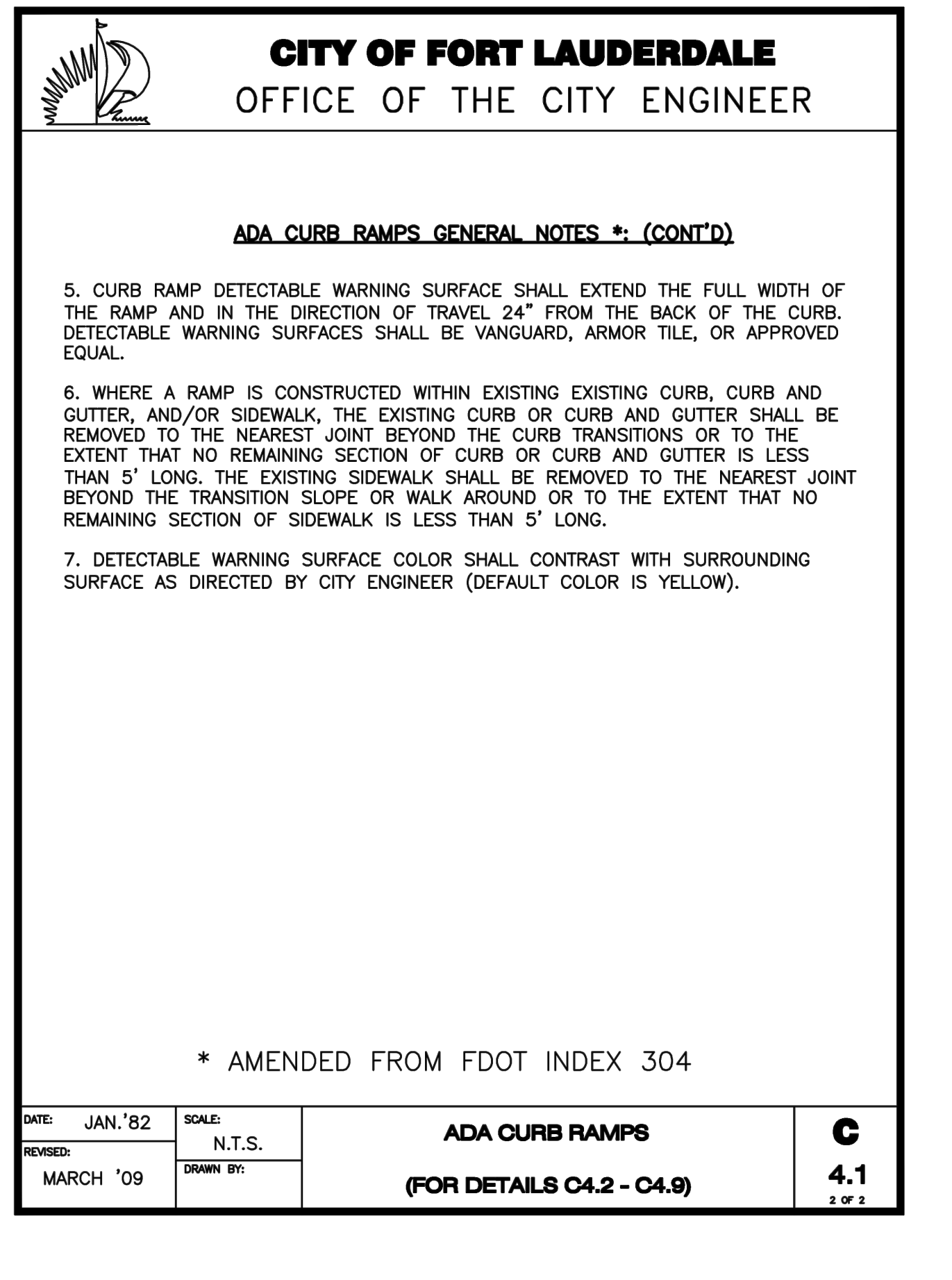
DATE: JAN '82	SCALE: N.T.S.	ADA CURB RAMPS	C
REVISION: MARCH '09	DRAWN BY:	(FOR DETAILS C4.2 - C4.9)	4.1 1 of 2



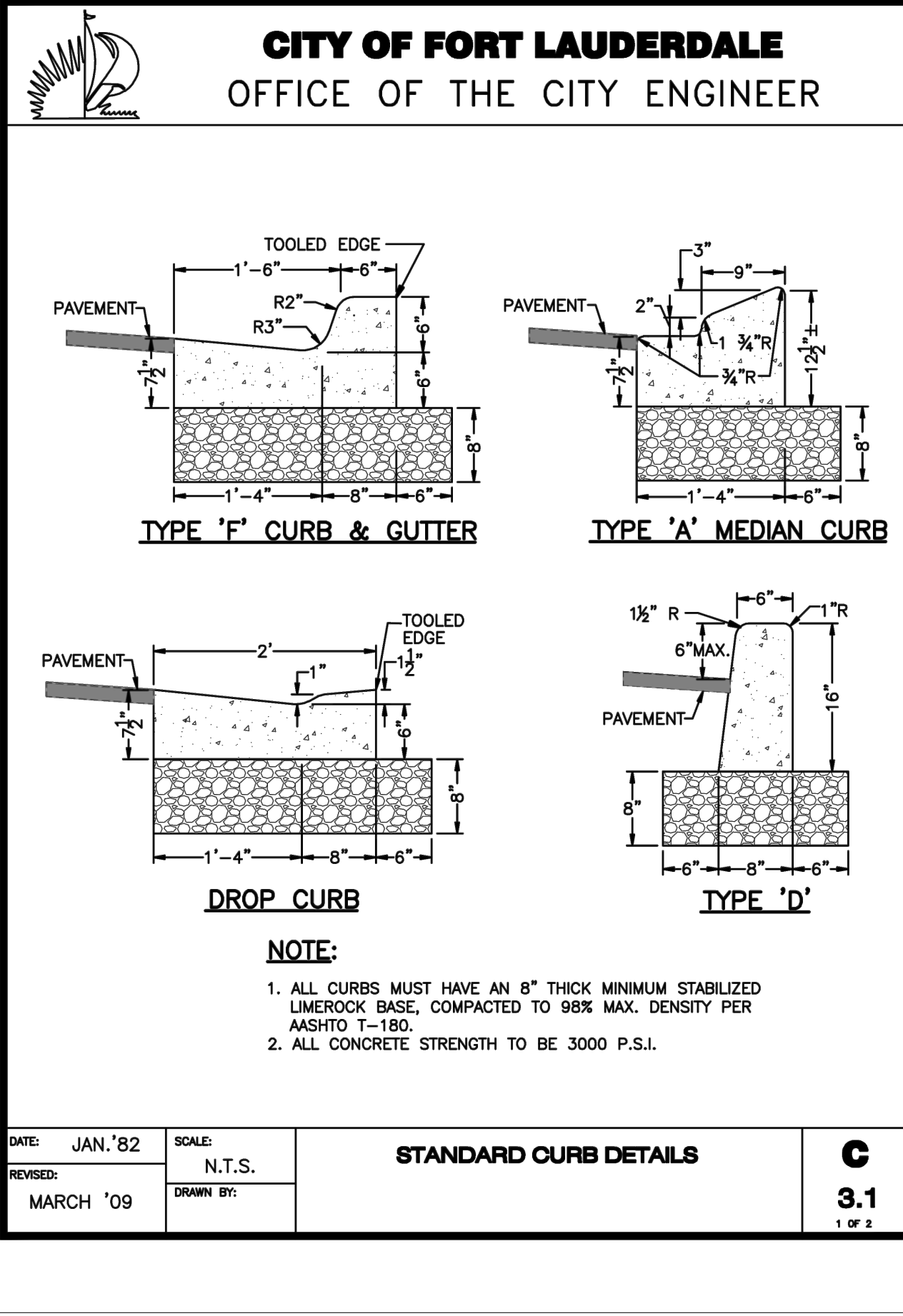
DATE: JAN '82	SCALE: N.T.S.	SIDEWALK CONSTRUCTION	C
REVISION: MARCH '09	DRAWN BY:		2.1



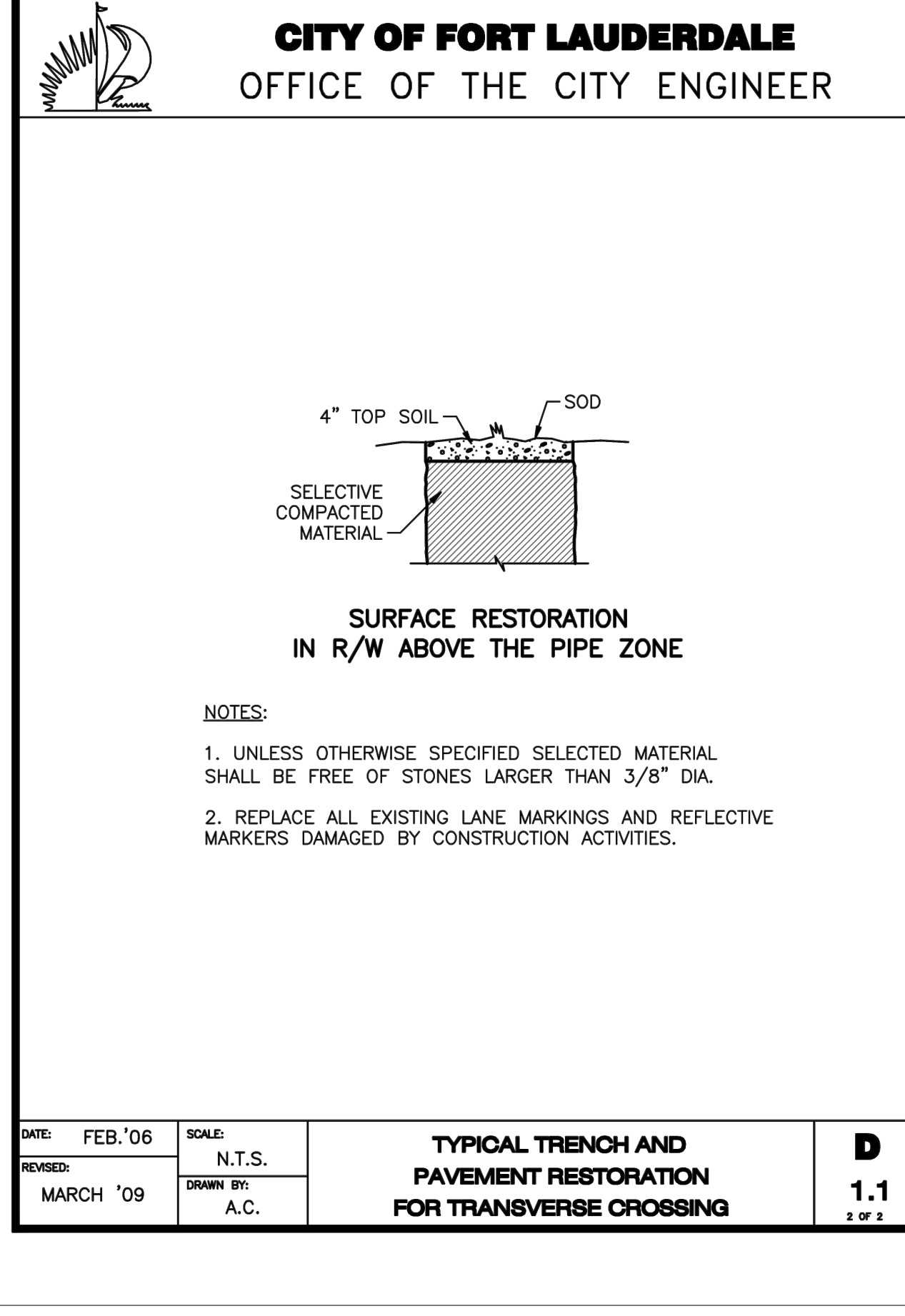
DATE: JAN '82	SCALE: N.T.S.	ADA CURB RAMPS	C
REVISION: MARCH '09	DRAWN BY:	(FOR DETAILS C4.2 - C4.9)	4.1 1 of 2



DATE: JAN '82	SCALE: N.T.S.	ADA CURB RAMPS	C
REVISION: MARCH '09	DRAWN BY:	(FOR DETAILS C4.2 - C4.9)	4.1 2 of 2



DATE: JAN '82	SCALE: N.T.S.	STANDARD CURB DETAILS	C
REVISION: MARCH '09	DRAWN BY:		3.1 1 of 2



DATE: FEB '06	SCALE: N.T.S.	TYPICAL TRENCH AND PAVEMENT RESTORATION FOR TRANSVERSE CROSSING	D
REVISION: MARCH '09	DRAWN BY: A.C.		1.1 1 of 2

ENGINEER: ALEXANDER D. SCHIFFER
DATE: 11/10/23


DATE: 03/01/22	SCALE: AS SHOWN
DRAWN BY: MR	CHECKED BY: MR
DESIGNED BY: MR	ADDS
FIELD BOOK:	

CITY OF FORT LAUDERDALE
PUBLIC WORKS DEPARTMENT
ENGINEERING & ARCHITECTURE
100 North Andrews Avenue, Fort Lauderdale, Florida 33301

NO.	DATE	BY	CHK'D	DESCRIPTION
1	04/14/2022	JMT	ADS	SITE PLAN LEVEL 1
2	06/17/2022	MR	ADS	SITE PLAN LEVEL 1 - REV 1
3	08/12/2022	HR	ADS	SITE PLAN LEVEL 1 - REV 2
4	03/16/2023	MR	ADS	REV PER BC EPD SWM
5	10/25/2023	JIS	JIS	PERMIT SET

PROJECT # 22-0004
PROVIDENT PARK AT SISTRUNK BLVD.
NEW SPLASHPAD & BANDSHELL
DETAILS
1412 NW 6TH ST., FORT LAUDERDALE, FL 33311

SHEET NO. C-8	OF 9
TOTAL:	
CAD FILE:	
DRAWING FILE NO.:	



Craven • Thompson and Associates, Inc.
ENGINEERS • PLANNERS • SURVEYORS
3563 N.W. 53RD STREET, FORT LAUDERDALE, FLORIDA 33309
FAX: (954) 739-6409 TEL: (954) 739-6400
FLORIDA LICENSED ENGINEERING, SURVEYING & MAPPING BUSINESS No. 271
FLORIDA LICENSED LANDSCAPE ARCHITECTURE BUSINESS No. C000114
www.acaiarchitects.com

PERMIT SET

REVISIONS:

NO.	DESCRIPTION	DATE

PROJECT TEAM
 PROFESSIONAL IN CHARGE

ADOLFO J. COTILLA, JR., AIA

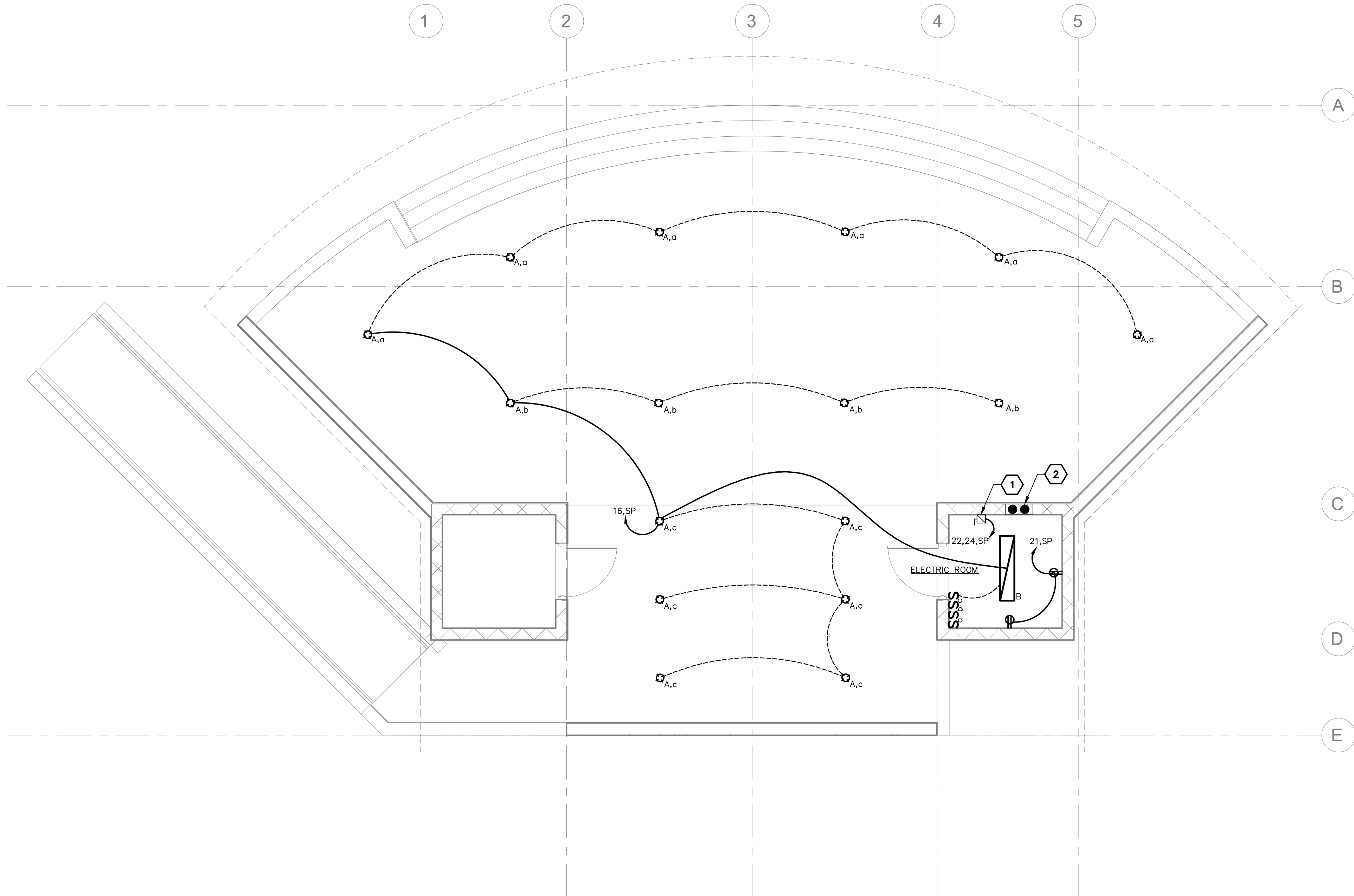
REGISTRATION NUMBER AR-0008011

APPROVED BY

DESIGNED BY LM

DRAWN BY LM

CHECKED BY SRC



- LIGHTING NOTES**
- ALL CIRCUITS SHALL BE 2#12, #12G, 3/4" C., TO NEW 20A-1P CIRCUIT BREAKER IN PANEL INDICATED UNLESS NOTED OTHERWISE.
 - ALL 120VAC BRANCH CIRCUITS EXCEEDING 150' IN LENGTH SHALL BE INCREASED TO 2#10, #10G, 3/4" C. UNLESS NOTED OTHERWISE.
 - REFER TO DRAWING E-000 FOR SYMBOL LIST.
 - REFER TO DRAWING E-000 FOR LIGHTING FIXTURE SCHEDULE.
 - ALL DEVICES SHALL BE LABELED WITH SOURCE PANEL AND CIRCUIT NUMBER(S).

- ELECTRICAL KEYNOTES**
- 60-2P "COMPANY SWITCH" (H.D. FUSED DISCONNECT SWITCH) FOR PERFORMANCE CONNECTIONS.
 - 4" RIGID STEEL SLEEVES AT 8'-0" AFF. PROVIDE THREADED CAP ON EXTERIOR END WITH CHAIN.

LIGHTING FIXTURE SCHEDULE

TYPE	MANUFACTURER/DESCRIPTION	VOLTAGE	WATTS	LOCATION	REMARKS
A	LITHONIA LIGHTING LDN6 ALO2 SWW1 MVOLT UGZ HSG	120	42	BANDSHELL	ALL
B	LITHONIA LIGHTING BLWP4 4FT LED WRAPAROUND	120	--	ELECTRICAL ROOM	ALL

REMARKS:

- REFER TO SPECIFICATIONS FOR ADDITIONAL GENERAL REQUIREMENTS.
- FIXTURES SHALL BE UL OR ETL LISTED.
- MOUNTING HARDWARE SUCH AS HANGERS, BRACKETS, RAILS, YOKES, STEMS, CHAINS, ETC., SHALL BE PROVIDED AS NECESSARY TO MOUNT SPECIFIED FIXTURE.
- REFER TO ARCHITECTURAL DRAWINGS AND REFLECTED CEILING PLANS FOR SPECIFIC DETAILS, ARRANGEMENT, MOUNTING HEIGHTS, CEILING CONSTRUCTION, ETC., COLORS AND FINISHES SHALL BE SELECTED BY THE ARCHITECT




DESIGN CONSULTANT

Provident Park at Sistrunk Blvd
 1412 NW 6TH STREET
 FORT LAUDERDALE, FL 33311

BANDSHELL ELECTRICAL PLAN

SHEET TITLE



AAC001323+EB0004379+CGC010769
 2937 W. Cypress Creek Rd., Suite 200
 Fort Lauderdale, Florida 33309
 Tel: 954.484.4000 • Fax: 954.484.5588
 www.acaiarchitects.com
 ARCHITECT OF RECORD

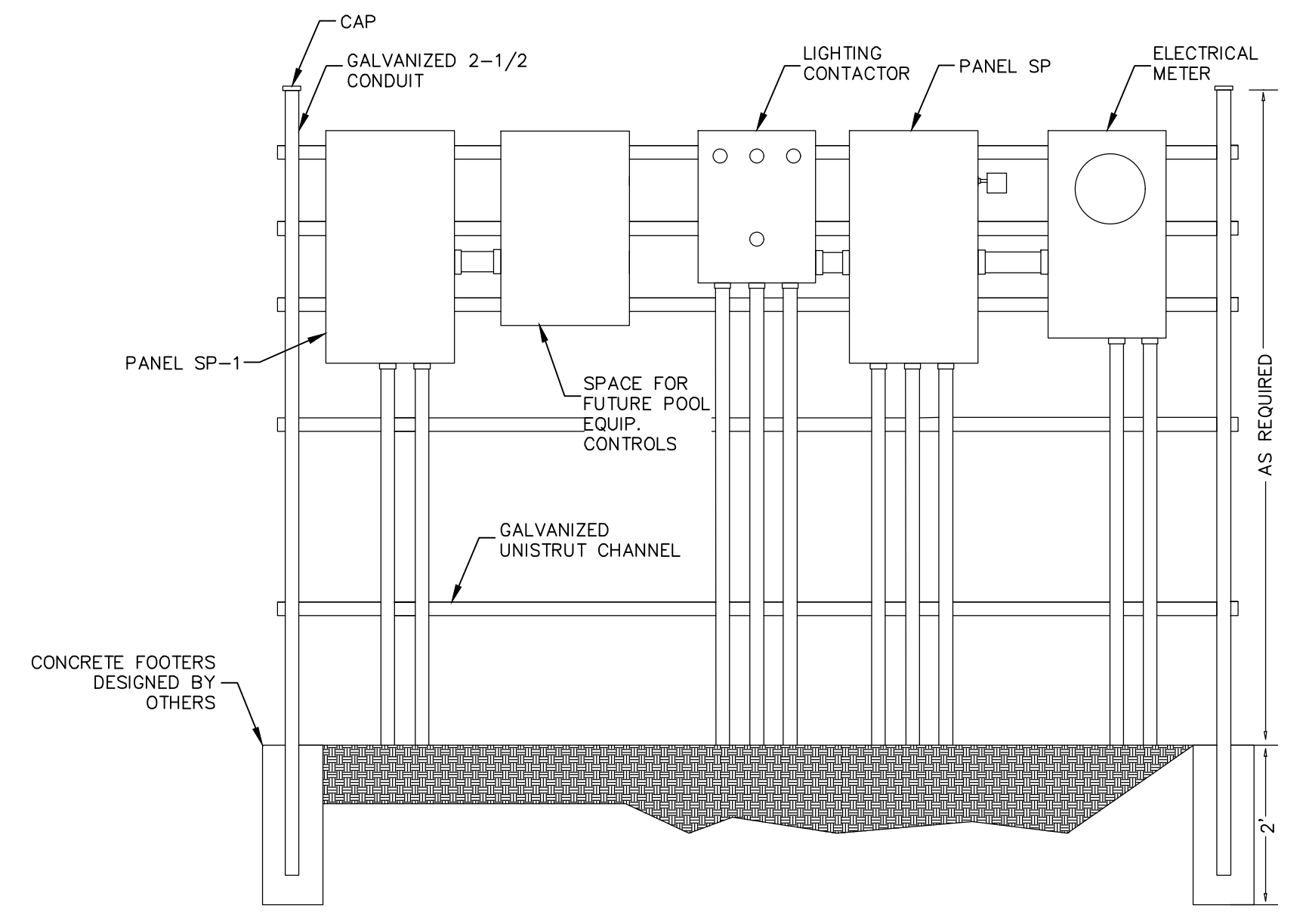
19-023 G04
 PROJECT NUMBER
E-100
 SHEET NUMBER

TO THE BEST OF MY KNOWLEDGE AND ABILITY THESE PLANS ARE COMPLETE AND COMPLY WITH THE APPLICABLE BUILDING CODES.

COPYRIGHT 2020 BY ACAI ASSOC., INC.
 Exhibit 1
 Page 104 of 123

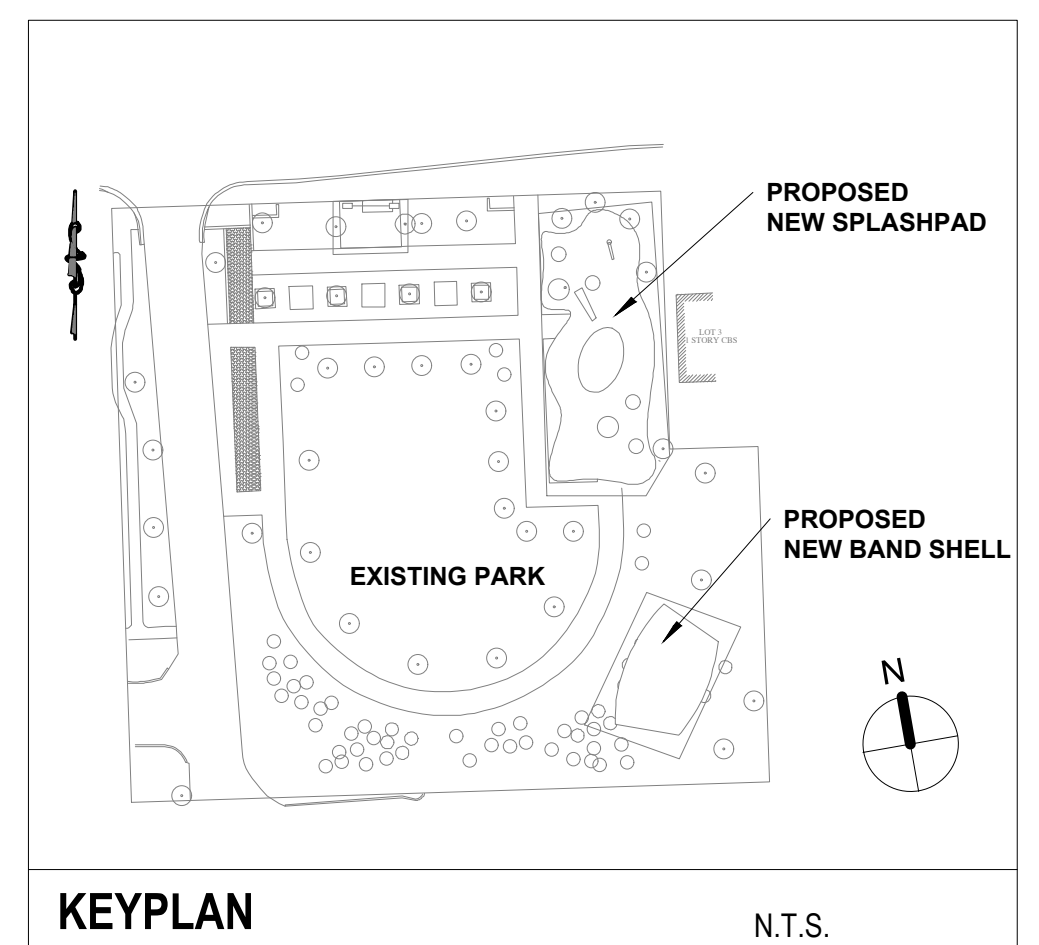
1 BANDSHELL ELECTRICAL PLAN

SCALE: 1/4"=1'-0"



2 ELECTRICAL RACK DETAIL

SCALE: N.T.S.



KEYPLAN

N.T.S.

SUBMITTALS:	
PHASE	DATE
SITE PLAN LEVEL 1	4.8.2022
PERMIT SET	10.25.2023

REVISIONS:		
NO.	DESCRIPTION	DATE

PROJECT TEAM
PROFESSIONAL IN CHARGE

ADOLFO J. COTILLA, JR., AIA

REGISTRATION NUMBER AR-0008011

APPROVED BY

DESIGNED BY LM

DRAWN BY LM

CHECKED BY SRC




DESIGN CONSULTANT

Provident Park at Sistrunk Blvd

1412 NW 6TH STREET
FORT LAUDERDALE, FL 33311

SITE ELECTRICAL PLAN

SHEET TITLE



AAC001323+EB0004379+CGC010769
2937 W. Cypress Creek Rd., Suite 200
Fort Lauderdale, Florida 33309
Tel: 954.484.4000 • Fax: 954.484.5588
www.acaiarchitects.com

ARCHITECT OF RECORD

19-023 G04

PROJECT NUMBER

SE-100

SHEET NUMBER
TO THE BEST OF MY KNOWLEDGE AND ABILITY THESE PLANS ARE COMPLETE AND COMPLY WITH THE APPLICABLE BUILDING CODES.

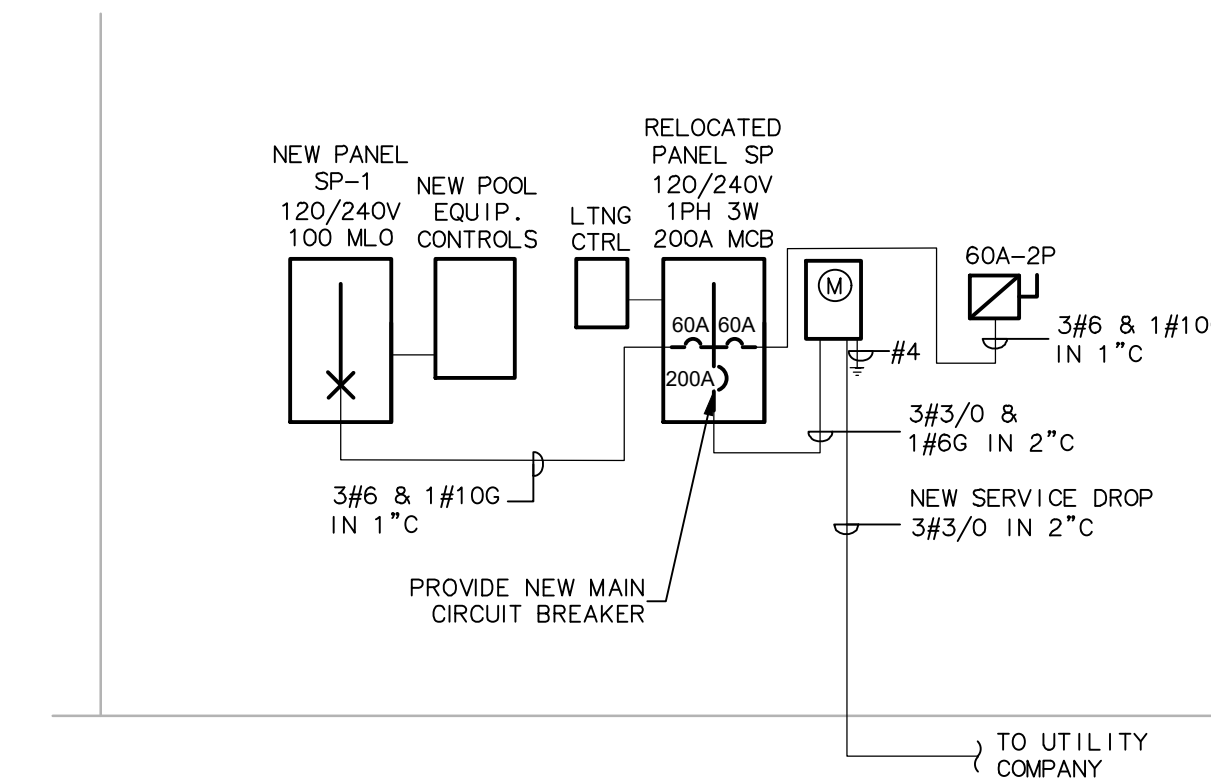
COPYRIGHT 2020 BY ACAI ASSOC., INC.
Exhibit 1
Page 105 of 123

ELECTRICAL NOTES

- ALL CIRCUITS SHALL BE 2#12, #12G, 3/4" C., TO NEW 20A-1P CIRCUIT BREAKER IN PANEL INDICATED UNLESS NOTED OTHERWISE.
- ALL 120VAC BRANCH CIRCUITS EXCEEDING 150' IN LENGTH SHALL BE INCREASED TO 2#10, #10G, 3/4" C. UNLESS NOTED OTHERWISE.
- REFER TO DRAWING E-000 FOR SYMBOL LIST.
- REFER TO ARCHITECTS REFLECTED CEILING PLAN FOR EXACT LOCATIONS OF CEILING MOUNTED DEVICES.
- REFER TO DRAWING E-000 FOR LIGHTING FIXTURE SCHEDULE.
- ALL DEVICES SHALL BE LABELED WITH SOURCE PANEL AND CIRCUIT NUMBER(S).

ELECTRICAL KEYNOTES

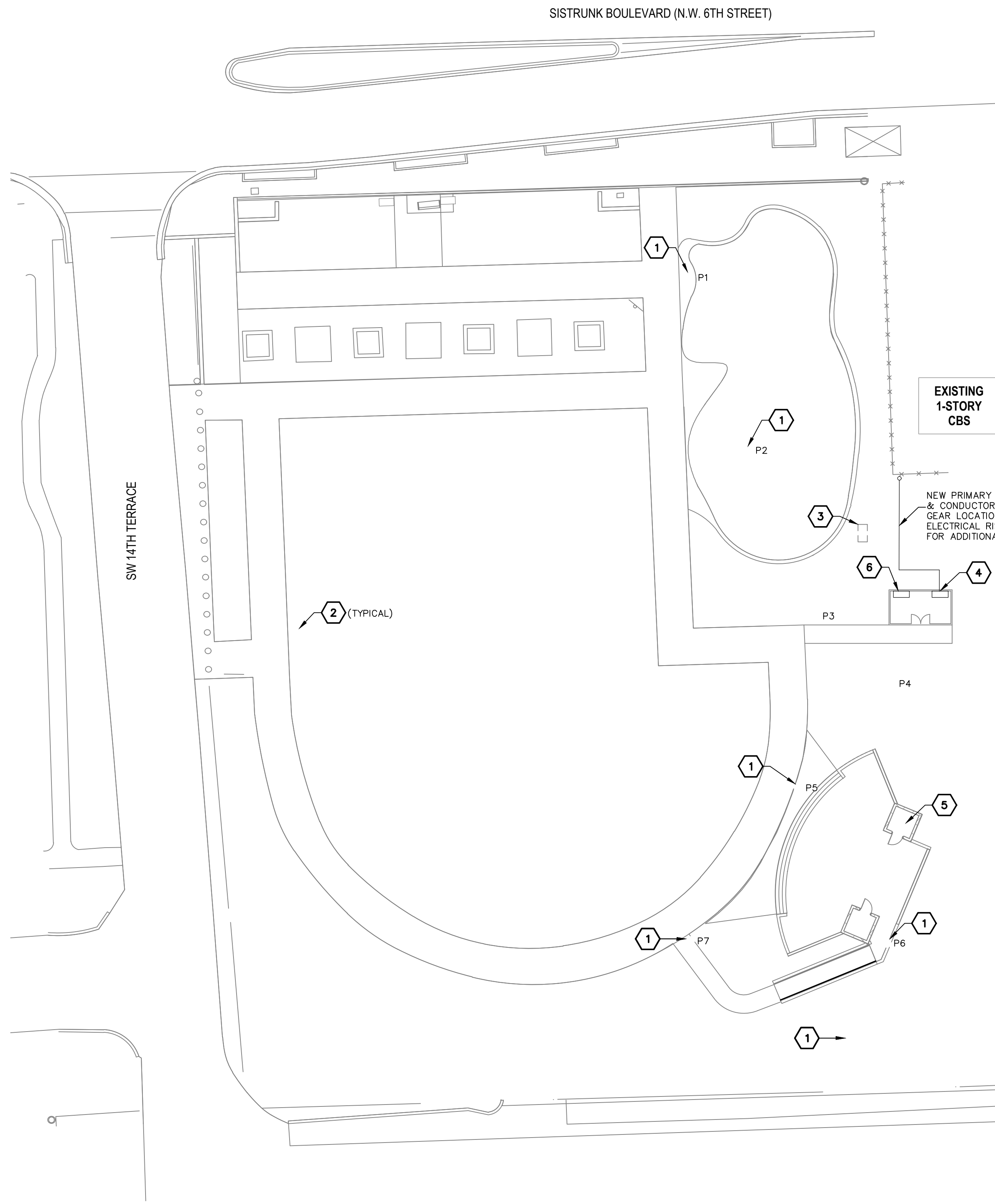
- EXISTING LIGHT POLE, FIXTURE, BASE AND JUNCTION BOX TO BE REMOVED. EXTEND BRANCH CIRCUIT AND CONDUITS AS REQUIRED TO MAINTAIN CIRCUIT TO OTHER FIXTURES REMAINING. MATCH ALL MATERIALS TO EXISTING.
- EXISTING LIGHT POLE TO BE REMAIN UNLESS NOTED OTHERWISE.
- RELOCATE EXISTING LIGHTING CONTACTOR, ELECTRICAL PANELBOARD AND ELECTRIC METER TO THE SPECIFIED NEW LOCATION. EXTEND CONDUITS AND WIRING ACCORDINGLY.
- RELOCATED LIGHTING CONTACTOR, ELECTRICAL PANELBOARD, ELECTRIC METER PROVIDE EQUIPMENT RACK TO SUPPORT RELOCATED & NEW EQUIPMENTS. REFER TO SHEET E-000 FOR PANEL SCHEDULE AND SHEET E-100 FOR RACK DETAIL AND ADDITIONAL INFORMATION.
- ELECTRICAL ROOM. REFER TO SHEET E-100 FOR ELECTRICAL REQUIREMENT IN THIS ROOM AND ADDITIONAL INFORMATION.
- NEW PANEL SP-1. SEE ELECTRICAL RISER DIAGRAM FOR ADDITIONAL INFORMATION.



NOTE: BOND ALL ELECTRICAL EQUIPMENT, PANELBOARD, LIGHTING POLES AND METALLIC DEVICES NEAR SPLASHPAD PER NEC.

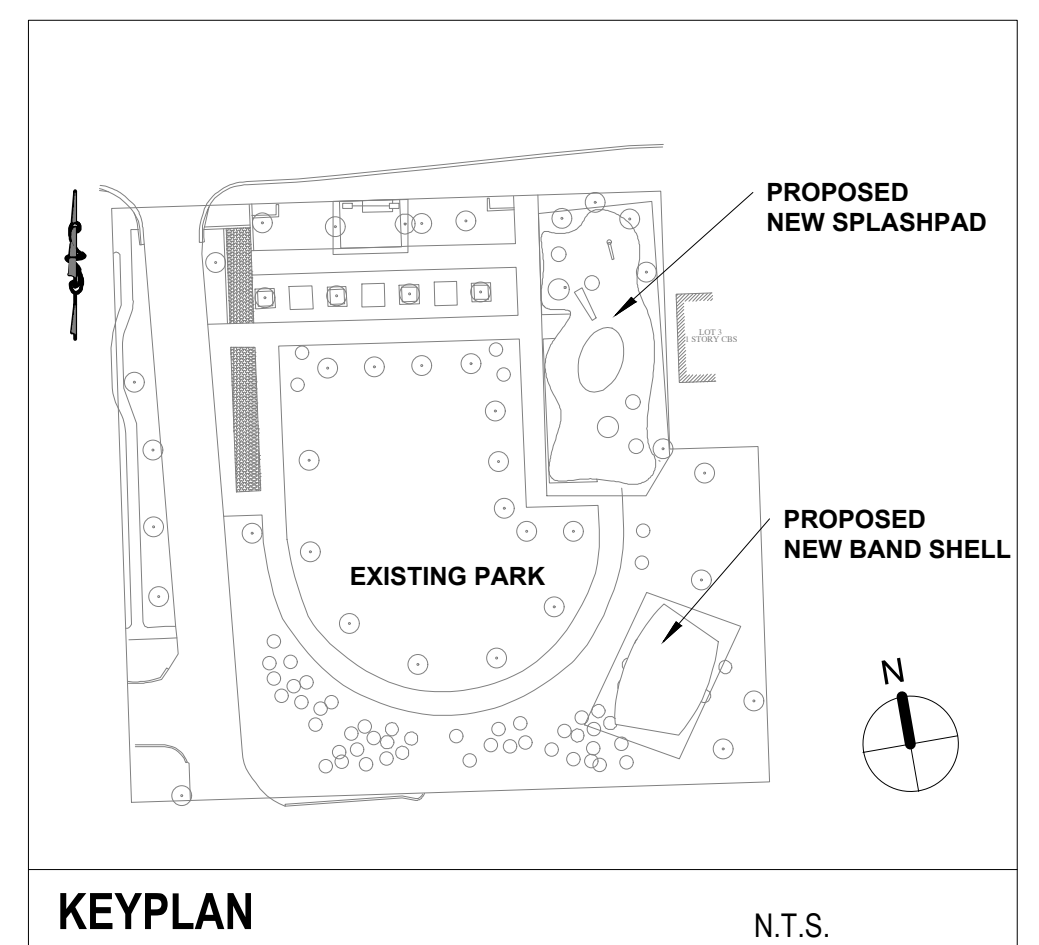
2 ELECTRICAL RISER DIAGRAM

SCALE: N.T.S.



1 SITE ELECTRICAL PLAN

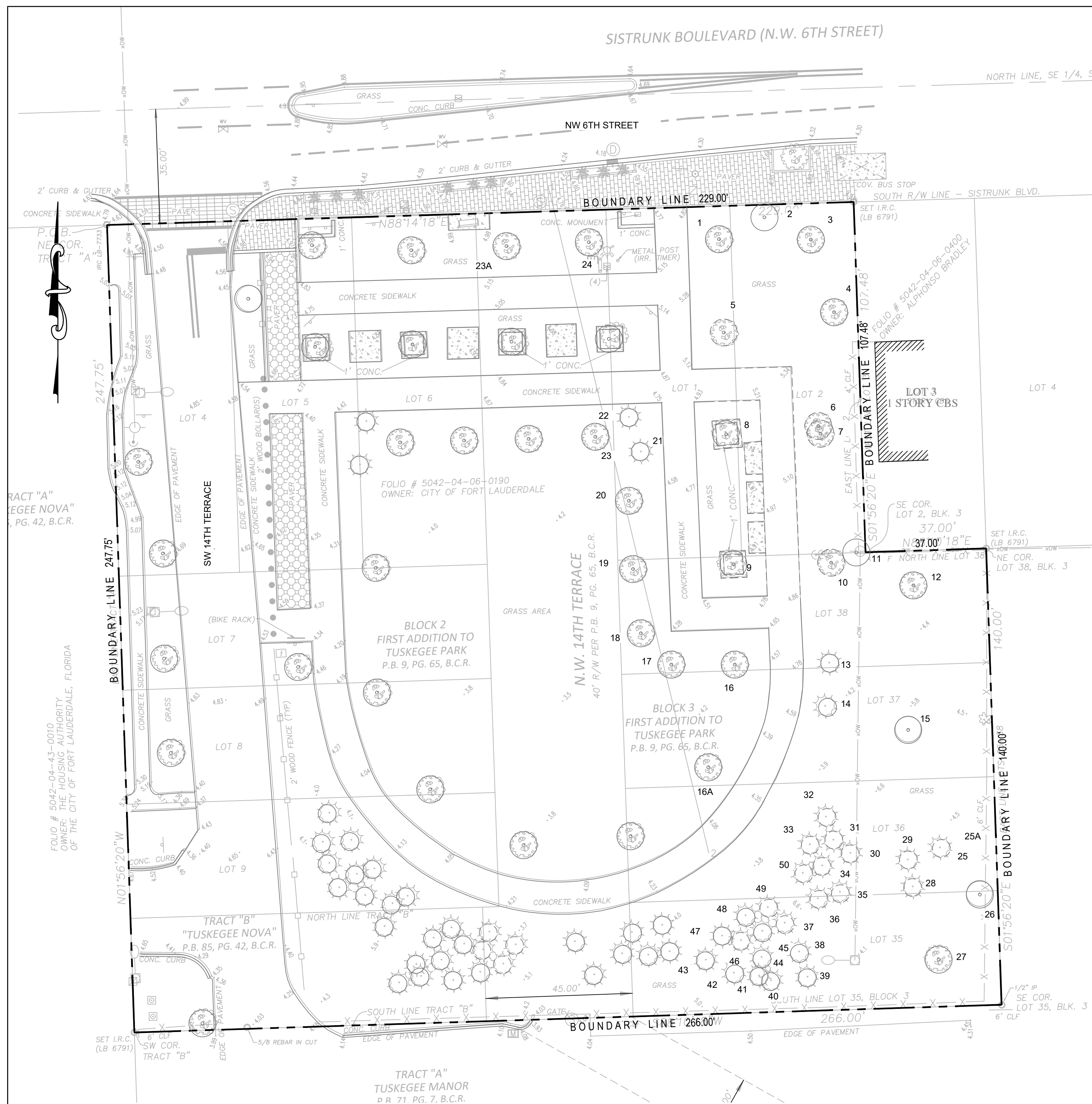
SCALE: 1"=20'-0"



KEYPLAN

N.T.S.

\\c:\p\l2\landscape\2022\22-0004-FTL_Prov_Park\22-0004_tree_survey.dwg [TS] Nov 09, 2023 2:49pm MPASTRE



TREE #	COMMON NAME	BOTANICAL NAME	HEIGHT (ft)	WIDTH (ft)	CLEAR TRUNK (ft)	DBH (in)	HEALTH CONDITION	HEALTH CONDITION %	DISPOSITION	OBSERVATIONS
1	Live Oak	<i>Quercus virginiana</i>	28	26		14	POOR	40%		Codominant trunks at 4 feet, included bark, root damage
2	Not Found									
3	Live Oak	<i>Quercus virginiana</i>	26	25		18	FAIR	45%		See Arborist Report
4	Live Oak	<i>Quercus virginiana</i>	30	40		24	FAIR	45%		See Arborist Report
5	Live Oak	<i>Quercus virginiana</i>	30	40		17	FAIR	50%		Root damage, dieback
6	Live Oak	<i>Quercus virginiana</i>	30	40		21	FAIR	50%		See Arborist Report
7	Not Found									
8	Live Oak	<i>Quercus virginiana</i>	40	40		21	FAIR	50%		See Arborist Report
9	Live Oak	<i>Quercus virginiana</i>	40	28		14	FAIR	55%		Triple trunk, measured at two feet above ground
10	Live Oak	<i>Quercus virginiana</i>	45	40		19	FAIR	60%		See Arborist Report
11	Cabbage Palm	<i>Sabal palmetto</i>	25	8	18		FAIR	60%		Wires
12	Laurel Oak	<i>Quercus laurifolia</i>	40	35		24	FAIR	50%		See Arborist Report
13	Cabbage Palm	<i>Sabal palmetto</i>	24	12	12		GOOD	70%		Insects
14	Cabbage Palm	<i>Sabal palmetto</i>	24	12	12		GOOD	70%		
15	Strangler Fig	<i>Ficus aurea</i>	40	60		62	POOR	35%		See Arborist Report
15A	Royal Palm	<i>Roystonea regia</i>	30	10		22	POOR	40%		Nutritional deficiencies, poor trunk taper
16	Live Oak	<i>Quercus virginiana</i>	24	22		10	FAIR	50%		Poor form
16A	Live Oak	<i>Quercus virginiana</i>	25	25		14	FAIR	60%		
17	Live Oak	<i>Quercus virginiana</i>	24	18		9	FAIR	50%		Included bark
18	Live Oak	<i>Quercus virginiana</i>	25	28		13	FAIR	55%		Poor form, included bark
19	Live Oak	<i>Quercus virginiana</i>	24	22		11	FAIR	60%		Dieback
20	Live Oak	<i>Quercus virginiana</i>	30	22		14	FAIR	60%		Poor form, included bark, root damage
21	Cabbage Palm	<i>Sabal palmetto</i>	20	10	12		GOOD	70%		Insects
22	Cabbage Palm	<i>Sabal palmetto</i>	18	10	10		GOOD	70%		Insects
23	Live Oak	<i>Quercus virginiana</i>	25	20		9	FAIR	55%		Trunk and root damage
23A	Live Oak	<i>Quercus virginiana</i>	24	22		15	FAIR	60%		
24	Live Oak	<i>Quercus virginiana</i>	25	20		12	GOOD	65%		
25	Cabbage Palm	<i>Sabal palmetto</i>	20	12	12		GOOD	75%		
25A	Laurel Oak	<i>Quercus laurifolia</i>	14	15		4	GOOD	65%		Sapling, volunteer
26	Live Oak	<i>Quercus virginiana</i>	30	30		12	FAIR	50%		Vines, dieback
27	Live Oak	<i>Quercus virginiana</i>	30	45		20	GOOD	65%		See Arborist Report
28	Cabbage Palm	<i>Sabal palmetto</i>	20	12	10		GOOD	70%		
29	Cabbage Palm	<i>Sabal palmetto</i>	22	10	12		GOOD	70%		
30	Cabbage Palm	<i>Sabal palmetto</i>	25	12	14		GOOD	65%		Insects
31	Cabbage Palm	<i>Sabal palmetto</i>	24	10	12		GOOD	65%		Insects
32	Cabbage Palm	<i>Sabal palmetto</i>	20	10	9		FAIR	60%		Insects, trunk damage
33	Cabbage Palm	<i>Sabal palmetto</i>	22	10	12		GOOD	70%		
34	Cabbage Palm	<i>Sabal palmetto</i>	20	8	12		GOOD	65%		Overcrowded
35	Cabbage Palm	<i>Sabal palmetto</i>	22	10	14		GOOD	70%		
36	Cabbage Palm	<i>Sabal palmetto</i>	20	10	12		FAIR	55%		Insects, nutritional deficiencies, trunk damage
37	Cabbage Palm	<i>Sabal palmetto</i>	24	10	14		GOOD	65%		Insects
38	Cabbage Palm	<i>Sabal palmetto</i>	24	10	14		GOOD	70%		
39	Cabbage Palm	<i>Sabal palmetto</i>	20	10	9		POOR	40%		Declining
40	Cabbage Palm	<i>Sabal palmetto</i>	18	10	11		GOOD	70%		
41	Cabbage Palm	<i>Sabal palmetto</i>	22	10	12		GOOD	70%		Insects
42	Cabbage Palm	<i>Sabal palmetto</i>	24	10	14		GOOD	65%		Insects, nutritional deficiencies
43	Cabbage Palm	<i>Sabal palmetto</i>	25	12	14		GOOD	70%		Insects
44	Cabbage Palm	<i>Sabal palmetto</i>	18	8	9		GOOD	65%		Insects, overcrowded
45	Cabbage Palm	<i>Sabal palmetto</i>	25	10	14		GOOD	70%		
46	Cabbage Palm	<i>Sabal palmetto</i>	24	10	13		GOOD	65%		
47	Cabbage Palm	<i>Sabal palmetto</i>	24	10	13		GOOD	70%		Insects, nutritional deficiencies
48	Cabbage Palm	<i>Sabal palmetto</i>	20	10	12		GOOD	70%		Insects
49	Cabbage Palm	<i>Sabal palmetto</i>	24	10	12		GOOD	70%		
50	Cabbage Palm	<i>Sabal palmetto</i>	24	10	15		GOOD	65%		Insects, nutritional deficiencies

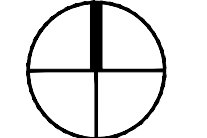
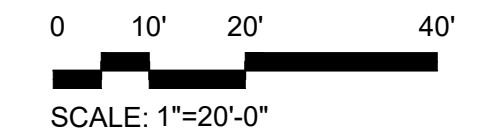
I certify that all statements of fact are true, complete and correct to the best of my knowledge and belief and that they are made in good faith.
 Jeremy T. Chancey, FL-0762A, ISA Certified Arborist, Registered Consulting Arborist #646

DATE:	04/14/2022
SCALE:	AS SHOWN
DESIGN BY:	NDP
DRAWN BY:	NDP
CHECKED BY:	JLR
APPROVED BY:	JLR

CRAVEN - THOMPSON AND ASSOCIATES, INC.
 ENGINEERS • PLANNERS • SURVEYORS
 3563 N.W. 5360 STREET, FORT LAUDERDALE, FLORIDA, 33309
 FAX: (954) 739-6409 TEL: (954) 739-6400
 FLORIDA LICENSED PROFESSIONAL SURVEYORS & PLANNERS BUSINESS NO. 771
 FLORIDA LICENSED LANDSCAPE ARCHITECTURE BUSINESS NO. C00014
NATIONAL SIGNATURE IS THE PROPERTY OF CRAVEN, THOMPSON & ASSOCIATES, INC. AND SHALL NOT BE REPRODUCED OR TRANSMITTED IN ANY FORM OR BY ANY MEANS, ELECTRONIC OR MECHANICAL, INCLUDING PHOTOCOPYING, RECORDING, OR BY ANY INFORMATION STORAGE AND RETRIEVAL SYSTEM. © 2022

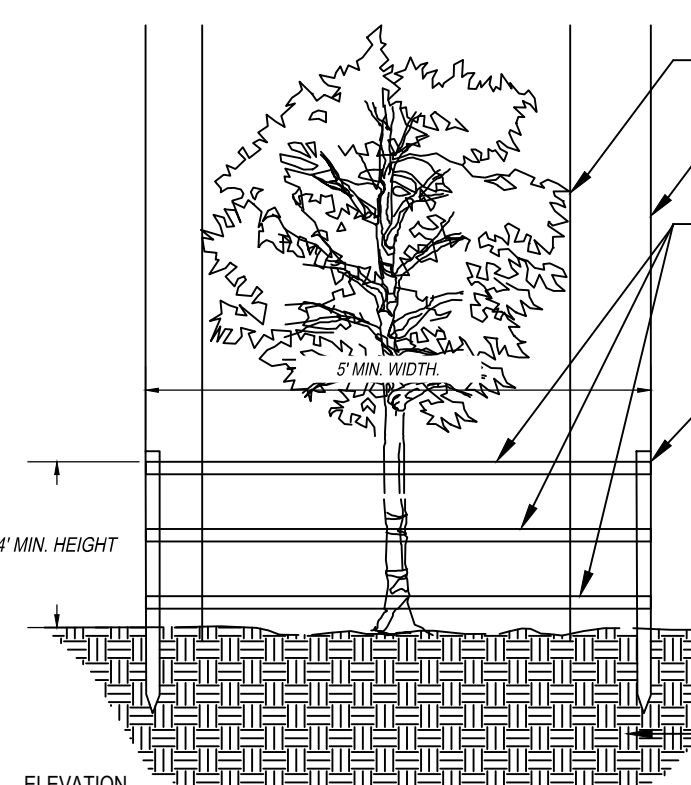
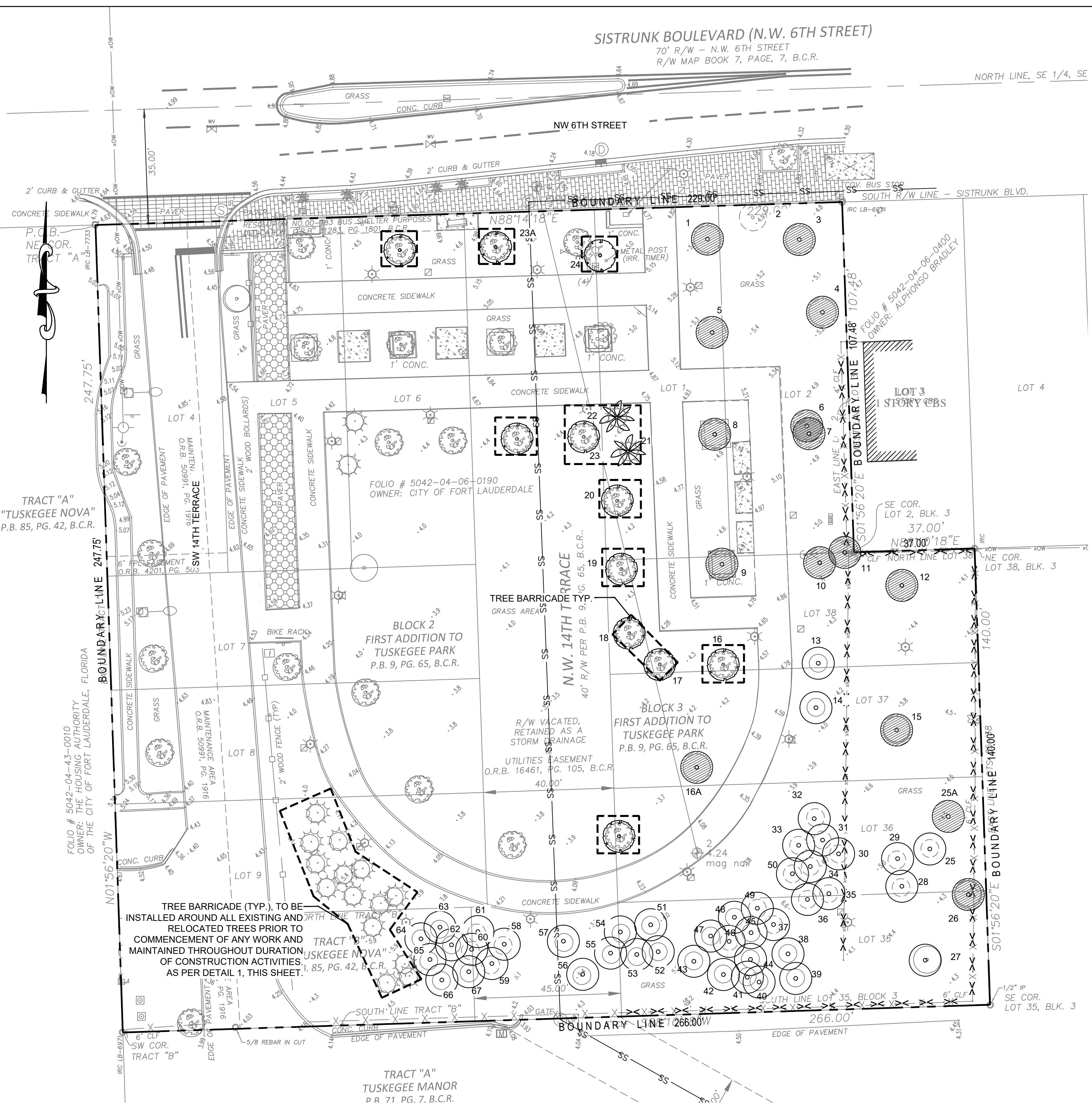
PROVIDENT PARK
 FORT LAUDERDALE, FLORIDA
 PREPARED FOR:
 CITY OF FORT LAUDERDALE
TREE SURVEY

Nicole D. Pastre
 Florida RLA No. LA6667397
 November 9, 2023
 PROJECT NO.
 22-0004
TS
 SHEET 1 OF 1



811
 Know what's below.
 Call before you dig.

\\cetrifac2\landscape\2022\22-0004-FTL_Prov_Park_22-0004-FTL.dwg [OTD] Nov. 08, 2023 2:21pm ARONSON



- LEGEND**
- TREES/ PALMS TO REMAIN
 - TREES/ PALMS TO BE REMOVED
 - TREES/ PALMS TO BE RELOCATED
 - TREE BARRICADE

1 TREE BARRICADE
PLAN/ELEVATION

NTS

TREE #	COMMON NAME	BOTANICAL NAME	HEIGHT (ft)	WIDTH (ft)	CLEAR TRUNK (ft)	DBH (in)	HEALTH CONDITION	HEALTH CONDITION %	DISPOSITION	Caliper Mitigation	Tree Mitigation \$	Classification	Classifi on %	OBSERVATIONS
1	Live Oak	Quercus virginiana	28	26		14	POOR	40%	REMOVE	5.60	\$ 364.00	A	100%	Codominant trunks at 4 feet, included bark, root damage
2	Not Found								REMOVE	-	\$ -		100%	
3	Live Oak	Quercus virginiana	26	25		18	FAIR	45%	REMOVE	8.10	\$ 526.50	A	100%	See Arborist Report
4	Live Oak	Quercus virginiana	30	40		24	FAIR	45%	REMOVE	10.80	\$ 702.00	A	100%	See Arborist Report
5	Live Oak	Quercus virginiana	30	40		17	FAIR	50%	REMOVE	8.50	\$ 552.50	A	100%	Root damage, dieback
6	Live Oak	Quercus virginiana	30	40		21	FAIR	50%	REMOVE	10.50	\$ 682.50	A	100%	See Arborist Report
7	Not Found								REMOVE	-	\$ -			
8	Live Oak	Quercus virginiana	40	40		21	FAIR	50%	REMOVE	10.50	\$ 682.50	A	100%	See Arborist Report
9	Live Oak	Quercus virginiana	40	28		14	FAIR	55%	REMOVE	7.70	\$ 500.50	A	100%	Triple trunk, measured at two feet above ground
10	Live Oak	Quercus virginiana	45	40		19	FAIR	60%	REMOVE	11.40	\$ 741.00	A	100%	See Arborist Report
11	Cabbage Palm	Sabal palmetto	25	8		18	FAIR	60%	REMOVE	-	\$ 180.00			Wires
12	Laurel Oak	Quercus laurifolia	40	35		24	FAIR	50%	REMOVE	7.20	\$ 468.00	C	60%	See Arborist Report
13	Cabbage Palm	Sabal palmetto	24	12		12	GOOD	70%	REMAN	-	\$ -			Insects
14	Cabbage Palm	Sabal palmetto	24	12		12	GOOD	70%	RELOCATE	-	\$ -			
15	Strangler Fig	Ficus aurea	40	60		62	POOR	35%	REMOVE	13.02	\$ 846.30	C	60%	See Arborist Report
15A	Royal Palm	Roystonea regia	30	10		22	POOR	40%	REMOVE	-	\$ 450.00			Nutritional deficiencies, poor trunk taper
16	Live Oak	Quercus virginiana	24	22		10	FAIR	50%	REMAN	-	\$ -			Poor form
16A	Live Oak	Quercus virginiana	25	25		14	FAIR	60%	REMOVE	8.40	\$ 546.00	A	100%	
17	Live Oak	Quercus virginiana	24	18		9	FAIR	50%	REMAN	-	\$ -			Included bark
18	Live Oak	Quercus virginiana	25	28		13	FAIR	55%	REMAN	-	\$ -			Poor form, included bark
19	Live Oak	Quercus virginiana	24	22		11	FAIR	60%	REMAN	-	\$ -			Dieback
20	Live Oak	Quercus virginiana	30	22		14	FAIR	60%	REMAN	-	\$ -			Poor form, included bark, root damage
21	Cabbage Palm	Sabal palmetto	20	10		12	GOOD	70%	REMAN	-	\$ -			Insects
22	Cabbage Palm	Sabal palmetto	18	10		10	GOOD	70%	REMAN	-	\$ -			Insects
23	Live Oak	Quercus virginiana	25	20		9	FAIR	55%	REMAN	-	\$ -			Trunk and root damage
23A	Live Oak	Quercus virginiana	24	22		15	FAIR	60%	REMAN	-	\$ -			
24	Live Oak	Quercus virginiana	25	20		12	GOOD	65%	REMAN	-	\$ -			
25	Cabbage Palm	Sabal palmetto	20	12		12	GOOD	75%	RELOCATE	-	\$ -			
25A	Laurel Oak	Quercus laurifolia	14	15		4	GOOD	65%	REMOVE	1.56	\$ 101.40	C	60%	Sapling, volunteer
26	Live Oak	Quercus virginiana	30	30		12	FAIR	50%	REMOVE	6.00	\$ 390.00	A	100%	Vines, dieback
27	Live Oak	Quercus virginiana	30	45		20	GOOD	65%	RELOCATE	-	\$ -			See Arborist Report
28	Cabbage Palm	Sabal palmetto	20	12		10	GOOD	70%	RELOCATE	-	\$ -			
29	Cabbage Palm	Sabal palmetto	22	10		12	GOOD	70%	RELOCATE	-	\$ -			
30	Cabbage Palm	Sabal palmetto	25	12		14	GOOD	65%	RELOCATE	-	\$ -			Insects
31	Cabbage Palm	Sabal palmetto	24	10		12	GOOD	65%	RELOCATE	-	\$ -			Insects
32	Cabbage Palm	Sabal palmetto	20	10		9	FAIR	60%	RELOCATE	-	\$ -			Insects, trunk damage
33	Cabbage Palm	Sabal palmetto	22	10		12	GOOD	70%	RELOCATE	-	\$ -			
34	Cabbage Palm	Sabal palmetto	20	8		12	GOOD	65%	RELOCATE	-	\$ -			Overcrowded
35	Cabbage Palm	Sabal palmetto	22	10		14	GOOD	70%	RELOCATE	-	\$ -			
36	Cabbage Palm	Sabal palmetto	20	10		12	FAIR	55%	RELOCATE	-	\$ -			
37	Cabbage Palm	Sabal palmetto	24	10		14	GOOD	65%	RELOCATE	-	\$ -			Insects, nutritional deficiencies, trunk damage
38	Cabbage Palm	Sabal palmetto	24	10		14	GOOD	70%	RELOCATE	-	\$ -			Insects
39	Cabbage Palm	Sabal palmetto	20	10		9	POOR	40%	RELOCATE	-	\$ -			Declining
40	Cabbage Palm	Sabal palmetto	18	10		11	GOOD	70%	RELOCATE	-	\$ -			
41	Cabbage Palm	Sabal palmetto	22	10		12	GOOD	70%	RELOCATE	-	\$ -			Insects
42	Cabbage Palm	Sabal palmetto	24	10		14	GOOD	65%	RELOCATE	-	\$ -			Insects, nutritional deficiencies
43	Cabbage Palm	Sabal palmetto	25	12		14	GOOD	70%	RELOCATE	-	\$ -			Insects
44	Cabbage Palm	Sabal palmetto	18	8		9	GOOD	65%	RELOCATE	-	\$ -			Insects, overcrowded
45	Cabbage Palm	Sabal palmetto	25	10		14	GOOD	70%	RELOCATE	-	\$ -			
46	Cabbage Palm	Sabal palmetto	24	10		13	GOOD	65%	RELOCATE	-	\$ -			
47	Cabbage Palm	Sabal palmetto	24	10		13	GOOD	70%	RELOCATE	-	\$ -			Insects, nutritional deficiencies
48	Cabbage Palm	Sabal palmetto	20	10		12	GOOD	70%	RELOCATE	-	\$ -			Insects
49	Cabbage Palm	Sabal palmetto	24	10		12	GOOD	70%	RELOCATE	-	\$ -			
50	Cabbage Palm	Sabal palmetto	24	10		15	GOOD	65%	RELOCATE	-	\$ -			Insects, nutritional deficiencies
51	Cabbage Palm	Sabal palmetto	22	10		12	GOOD	70%	RELOCATE	-	\$ -			
52	Cabbage Palm	Sabal palmetto	20	8		12	GOOD	65%	RELOCATE	-	\$ -			Overcrowded
53	Cabbage Palm	Sabal palmetto	22	10		14	GOOD	70%	RELOCATE	-	\$ -			
54	Cabbage Palm	Sabal palmetto	20	10		12	FAIR	55%	RELOCATE	-	\$ -			Insects, nutritional deficiencies, trunk damage
55	Cabbage Palm	Sabal palmetto	24	10		14	GOOD	65%	RELOCATE	-	\$ -			Insects
56	Cabbage Palm	Sabal palmetto	24	10		14	GOOD	70%	RELOCATE	-	\$ -			
57	Cabbage Palm	Sabal palmetto	20	10		9	POOR	40%	RELOCATE	-	\$ -			Declining
58	Cabbage Palm	Sabal palmetto	18	10		11	GOOD	70%	RELOCATE	-	\$ -			
59	Cabbage Palm	Sabal palmetto	22	10		12	GOOD	70%	RELOCATE	-	\$ -			Insects
60	Cabbage Palm	Sabal palmetto	24	10		14	GOOD	65%	RELOCATE	-	\$ -			Insects, nutritional deficiencies
61	Cabbage Palm	Sabal palmetto	25	12		14	GOOD	70%	RELOCATE	-	\$ -			Insects
62	Cabbage Palm	Sabal palmetto	18	8		9	GOOD	65%	RELOCATE	-	\$ -			Insects, overcrowded
63	Cabbage Palm	Sabal palmetto	25	10		14	GOOD	70%	RELOCATE	-	\$ -			
64	Cabbage Palm	Sabal palmetto	24	10		13	GOOD	65%	RELOCATE	-	\$ -			
65	Cabbage Palm	Sabal palmetto	24	10		13	GOOD	70%	RELOCATE	-	\$ -			Insects, nutritional deficiencies
66	Cabbage Palm	Sabal palmetto	20	10		12	GOOD	70%	RELOCATE	-	\$ -			Insects
67	Cabbage Palm	Sabal palmetto	24	10		12	GOOD	70%	RELOCATE	-	\$ -			

TOTAL CALIPER MITIGATION REQUIRED=	109.28
TOTAL CALIPER REPLACEMENT PROPOSED=	0.00
REMAINING CALIPER MITIGATION=	109.28
OR	
TREE CANOPY TRUST FUND PAYMENT (\$65/ IN.)=	\$7,103.20
TOTAL PALMS REMOVED (MIN. 8' CT)=	2
TOTAL PALMS PROPOSED=	6
REMAINING MITIGATION PALMS=	0
OR	
TREE CANOPY TRUST FUND PAYMENT (\$180/ PALM)=	\$0.00
TOTAL COCOS, ROYAL PALMS, PHOENIX SPP. REMOVED=	1
TREE CANOPY TRUST FUND PAYMENT (\$30/ PALM CT.)=	\$660
SPECIMEN TREEREMOVAL PAYMENT=	\$0
TOTAL TREE CANOPY TRUST FUND PAYMENT=	\$7,763.20

PROVIDENT PARK
FORT LAUDERDALE, FLORIDA

PREPARED FOR:
CITY OF FORT LAUDERDALE

OVERALL TREE DISPOSITION PLAN

DATE: 04/14/2022
SCALE: AS SHOWN
DESIGN BY: NBP
DRAWN BY: NBP
CHECKED BY: JLR
APPROVED BY: JLR

PERMIT SET
REV PER BC EPP SWM
SITE PLAN LEVEL 1 - REV 2
SITE PLAN LEVEL 1
SITE PLAN LEVEL 1

CRAVEN - THOMPSON AND ASSOCIATES, INC.
ENGINEERS • PLANNERS • SURVEYORS
35653 N.W. 53RD STREET, FORT LAUDERDALE, FLORIDA 33309
FAX: (954) 739-6409 TEL: (954) 739-6400
FLORIDA LICENSED ENGINEERS, ARCHITECTS & LANDSCAPE ARCHITECTS NO. 271
FLORIDA LICENSED LANDSCAPE ARCHITECTURE BUSINESS NO. C00014

NATIONAL SHOW CENTER IS THE PROPERTY OF CALVIN HENDERSON & ASSOCIATES, INC. AND SHALL NOT BE REPRODUCED OR TRANSMITTED IN ANY FORM OR BY ANY MEANS, ELECTRONIC OR MECHANICAL, INCLUDING PHOTOCOPYING, RECORDING, OR BY ANY INFORMATION STORAGE AND RETRIEVAL SYSTEM.

Nicole D. Pastre
Florida RLA No. LA6667397
November 8, 2023
PROJECT NO.
22-0004

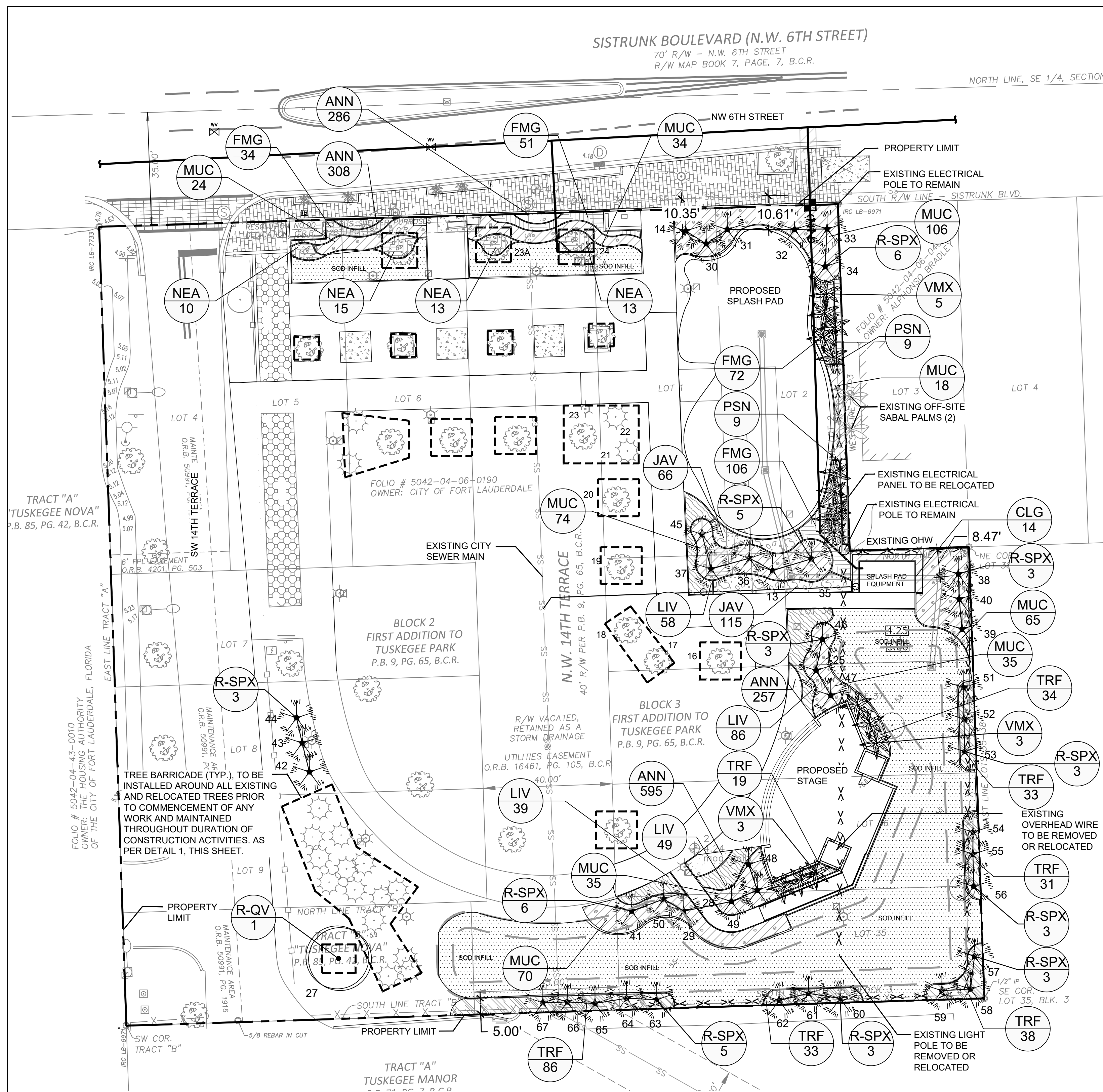
OTD
SHEET 1 OF 1



811
Know what's below.
Call before you dig.

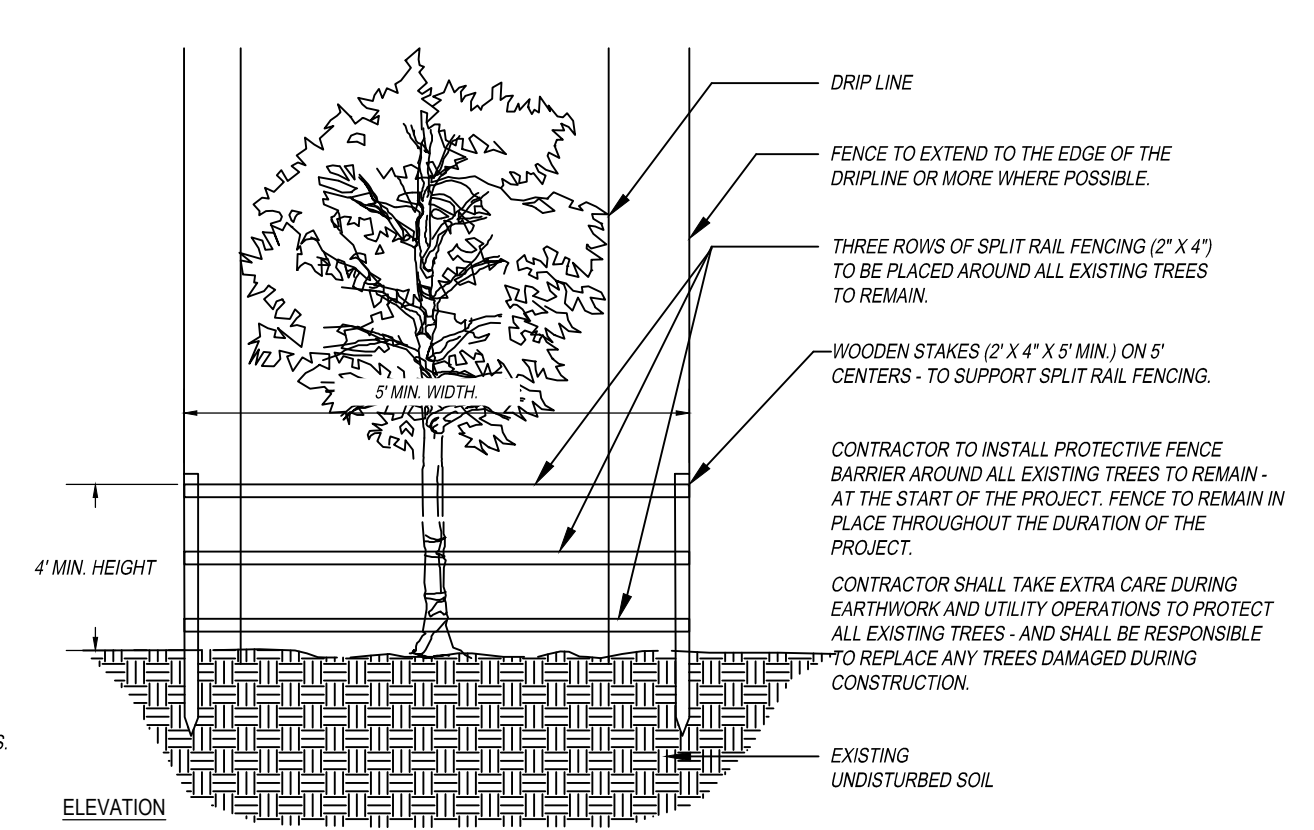
SISTRUNK BOULEVARD (N.W. 6TH STREET)
70' R/W - N.W. 6TH STREET
R/W MAP BOOK 7, PAGE, 7, B.C.R.

NORTH LINE, SE 1/4, SECTION



PLANT SCHEDULE

SYMBOL	CODE	QTY	REMARKS	BOTANICAL NAME	COMMON NAME	SPECIFICATIONS	SPACING
PALM TREES							
	VMX	16		Veitchia motgomeryana	Montgomery Palm	16-20' OA HT. STAGGERED HTS.	
RELOCATE							
	R-QV	1		Quercus virginiana	Southern Live Oak	Relocation	
	R-SPX	43		Sabal palmetto	Cabbage Palmetto	Relocation	
SHRUB AREAS							
	ANN	1,446		Annual Flowers	Purple Annual Flowers	4" HT. X 4" SPRD.	4" o.c.
	CLG	14		Clusia guttifera	Small-Leaf Clusia	30" HT x 30" SPRD	30" o.c.
	FMG	263		Ficus microcarpa 'Green Island'	Green Island Ficus	12" HT. X 12" SPRD.	18" o.c.
	JAV	181		Jasminum volubile	Wax Jasmine	12" HT. X 12" SPRD	16" o.c.
	LIV	232		Liriope muscari	Lily Turf	12" HT. X 12" SPRD	18" o.c.
	MUC	461		Muhlenbergia capillaris	Pink Muhly	24" HT. X 24" SPRD.	30" o.c.
	NEA	51		Nephrolepis auriculata	Sword Fern	18" HT X 18" SPRD.	24" o.c.
	PSN	18		Psychotria nervosa	Wild Coffee	24" HT. X 24" SPRD.	30" o.c.
	TRF	274		Tripsacum floridana	Florida Gamagrass	24" Ht. x 24" Sprd.	24" o.c.
GROUND COVERS							
	SOD	7,436 sf		Stenotaphrum secundatum	St. Augustine Grass	SOD	



1 TREE BARRICADE
ELEVATION

NTS

DATE:	04/14/2022
SCALE:	AS SHOWN
DESIGN BY:	NDP
DRAWN BY:	NDP
CHECKED BY:	JLR
APPROVED BY:	JLR

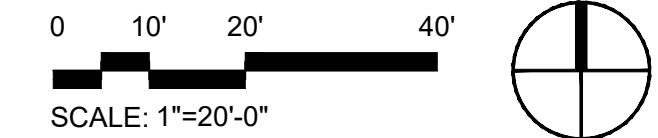
CRAVEN - THOMPSON AND ASSOCIATES, INC.
ENGINEERS • PLANNERS • SURVEYORS
3565 N.W. 53RD STREET, FORT LAUDERDALE, FLORIDA, 33309
TEL: (954) 739-6400
FAX: (954) 739-6409
FLORIDA LICENSED ENGINEERS, SURVEYORS & PLANNERS BUSINESS NO. 771
FLORIDA LICENSED LANDSCAPE ARCHITECTURE BUSINESS NO. C000114
NORTH LINE TRACT "A" IS THE PROPERTY OF CRAVEN, THOMPSON & ASSOCIATES, INC. AND SHALL NOT BE RELOCATED OR REMOVED WITHOUT THE WRITTEN CONSENT OF CRAVEN, THOMPSON & ASSOCIATES, INC. © 2022

PROVIDENT PARK
FORT LAUDERDALE, FLORIDA
CITY OF FORT LAUDERDALE
LANDSCAPE PLAN

PREPARED FOR:
CITY OF FORT LAUDERDALE

Nicole D. Pastre
Florida RLA No. LA6667397
November 8, 2023
PROJECT NO.
22-0004

LP-1
SHEET 1 OF 3



GENERAL NOTES

A PRE-CONSTRUCTION MEETING WITH THE CITY OF FORT LAUDERDALE AND LANDSCAPE ARCHITECT IS REQUIRED PRIOR TO LANDSCAPING ACTIVITIES INCLUDING REMOVAL OF TREES AND/OR INSTALLATION OF PLANT MATERIAL. CALL A MINIMUM OF 5 DAYS PRIOR TO DESIRED START DATE TO SCHEDULE PRE-CONSTRUCTION MEETING.

1. ALL EXISTING TREES PROPOSED TO REMAIN ARE TO BE SEPARATED FROM THE LIMITS OF DISTURBANCE OF THE CONSTRUCTION AREA BY TREE PROTECTION FENCING AND SIGNAGE. THE TREE PROTECTION FENCING SHALL BE LOCATED AT THE EDGE OF THE TREE PROTECTION ZONE AS DEPICTED ON THE PLAN OR AT THE EDGE OF THE DRIPLINE(S) IF A TREE PROTECTION ZONE IS NOT DESIGNATED. NO MATERIAL STORAGE OR CONSTRUCTION ACCESS IS PERMITTED WITHIN THE TREE PROTECTION ZONE.
2. ALL EXISTING TREES SHALL BE PRUNED TO ANSI A-300 STANDARDS TO CORRECT POTENTIAL HAZARDS.
3. A TREE REMOVAL PERMIT IS REQUIRED PRIOR TO REMOVAL OR RELOCATION OF ANY TREE OR PALM. CONTACT THE CITY OF FORT LAUDERDALE TO OBTAIN PERMIT INFORMATION.
4. LANDSCAPE CONTRACTOR SHALL NOTIFY SUNSHINE ONE CALL OF FLORIDA, INC. AT 1-800-432-4770 A MINIMUM OF 2 FULL BUSINESS DAYS PRIOR TO DIGGING. LANDSCAPE CONTRACTOR IS RESPONSIBLE FOR AVOIDING DAMAGE TO UTILITIES FROM PLANT INSTALLATION.
5. TREE RELOCATIONS:
 - A. EXISTING TREES TO BE RELOCATED SHALL BE ROOT PRUNED A MINIMUM OF 120 DAYS PRIOR TO RELOCATION
 - B. MINIMUM ROOT BALL SIZES SHALL BE IN ACCORDANCE WITH ANSI STANDARDS AS FOLLOWS:

CALIPER	MINIMUM ROOT BALL DIAMETER
1	16
2	24
3	32
4	42
5	54
6	60
7	70
8	80
>8	12 INCHES PER INCH OF TRUNK DIAMETER

 TRANSPLANTED TREES WITH UNDERSIZED ROOT BALLS MAY BE REJECTED BY THE TOWN ARBORIST AND REPLACEMENT TREES MAY BE REQUIRED.
 - C. A TEMPORARY IRRIGATION SYSTEM SHALL BE PROVIDED DURING AND FOR THE FIRST 40 DAYS AFTER ROOT PRUNING.
7. ALL PLANTING MUST FOLLOW PLANTING SPECIFICATIONS AND DETAILS SHOWN ON THE PLAN.
8. SUBSTITUTIONS OF PLANT SPECIES OR SPECIFICATIONS MUST BE APPROVED IN WRITING BY THE CITY OF FORT LAUDERDALE AND THE LANDSCAPE ARCHITECT PRIOR TO USE.
9. ALL PLANT MATERIAL PLANTED PER THIS LANDSCAPE PLAN SHALL BE FLORIDA GRADE #1 OR BETTER, AS SPECIFIED IN THE CURRENT EDITION OF THE FLORIDA DEPARTMENT OF AGRICULTURE'S GRADES AND STANDARDS FOR NURSERY PLANTS. DAMAGED PLANT MATERIAL SHALL BE REJECTED AND REPLACED PRIOR TO INSTALLATION.
10. ALL SIZES SHOWN FOR PLANT MATERIAL ARE TO BE CONSIDERED MINIMUMS.
11. WHERE QUANTITIES AND/OR SPECIES DIFFER BETWEEN THE PLANTING PLANS AND PLANT LISTS, THE PLANS SHALL TAKE PRECEDENCE.
12. ALL NEW PLANT MATERIAL SHALL BE WARRANTED BY THE LANDSCAPE CONTRACTOR FOR A MINIMUM PERIOD OF ONE YEAR. THE WARRANTEE PERIOD SHALL BEGIN AFTER FINAL ACCEPTANCE OF PROJECT BY THE CITY.
13. PLANT BEDS TO BE TREATED WITH PRE-EMERGENT HERBICIDE PRIOR TO PLANTING
14. ALL TREE AND PALM STAKING AND SUPPORT SHALL BE REMOVED ONE YEAR AFTER INSTALLATION.
15. NO FERTILIZER SHALL BE APPLIED TO NEWLY PLANTED TREES AND PALMS.
16. ALL LANDSCAPE MATERIAL SHALL BE THOROUGHLY WATERED AT THE TIME OF PLANTING, NO DRY PLANTING PERMITTED.
17. LANDSCAPE CONTRACTOR SHALL BE RESPONSIBLE FOR PROVIDING TEMPORARY WATER PROVISIONS UNTIL SUCH TIME AS THE IRRIGATION SYSTEM IS OPERATIONAL.
18. ALL WIRE GUYS AND/OR FABRIC STRAPS SHALL BE FLAGGED WITH FLORESCENT COLORED TAPE.
19. MULCHING:
 - A. ALL LANDSCAPE AREAS NOT COVERED BY SOD SHALL BE COVERED BY A MINIMUM 3-INCH LAYER OF CLEAN FLORA MULCH.
 - B. A MULCH RING WITH A MINIMUM RADIUS OF 24 INCHES (48 INCH DIAMETER), IS REQUIRED AROUND ALL NEWLY INSTALLED TREES AND PALMS.
 - C. RED MULCH COLOR IS NOT ALLOWED.
 - D. NO MULCH SHALL BE PLACED TOUCHING OR WITHIN THREE INCHES OF THE TRUNK OF A TREE OR PALM.
20. ALL NEWLY LANDSCAPED AREAS SHALL BE EXCAVATED DOWN TO A DEPTH OF 24 INCHES BELOW FINAL GRADE AND BACK FILLED WITH CLEAN DEBRIS-FREE SOIL. EXISTING SOIL MAY BE RE-USED FOR BACKFILLING IF DEBRIS IS REMOVED AND ORGANIC CONTENT IS SUFFICIENT OR SOIL IS AUGMENTED WITH TOPSOIL. CONSTRUCTION ACCESS SHALL BE RESTRICTED FROM THE LANDSCAPE AREA AFTER EXCAVATION AND BACKFILL IS COMPLETE.
21. ALL LANDSCAPE AREAS SHALL BE FINISH GRADED SUCH THAT THEY ARE A MINIMUM OF 3.5 INCHES BELOW SURROUNDING PAVED SURFACES SO AS NOT TO IMPEDE THE FLOW OF DRAINAGE INTO LANDSCAPED AREAS AND TO ALLOW FOR A 3-INCH MULCH LAYER OR SOD.
22. THE LOCATION OF PLANT MATERIAL AS SHOWN ON THESE PLANS IS FINAL. THE FINAL LOCATIONS CAN BE ADJUSTED ON SITE TO ACCOMMODATE UNFORESEEN FIELD CONDITIONS. THESE CHANGES MUST COMPLY WITH ALL SAFETY SETBACK CRITERIA AND BE DIRECTED OR APPROVED BY THE LANDSCAPE ARCHITECT AND THE CITY OF OAKLAND PARK.
23. REPORT ANY AND ALL DISCREPANCIES BETWEEN THE CONSTRUCTION DRAWINGS AND FIELD CONDITIONS TO THE LANDSCAPE ARCHITECT IMMEDIATELY.
24. THE CONTRACTOR IS RESPONSIBLE FOR VERIFYING ALL PLANT COUNTS AND REPORT ANY DISCREPANCIES TO THE LANDSCAPE ARCHITECT PRIOR TO CONSTRUCTION.
25. BEFORE CONSTRUCTION BEGINS THE CONTRACTOR IS RESPONSIBLE FOR LOCATING ALL UNDERGROUND UTILITIES AND SHALL AVOID DAMAGE TO ALL UTILITIES DURING CONSTRUCTION. IF STRUCTURE DAMAGE OCCURS THE CONTRACTOR IS RESPONSIBLE FOR ANY NECESSARY REPAIRS AND THEY SHOULD BE MADE IMMEDIATELY AT THE CONTRACTORS EXPENSE WITH SUPERVISION OF THE LANDSCAPE ARCHITECT.
26. ALL WORK MUST COMPLY WITH THE FLORIDA STATE STATUTE 553.81- "PROTECTION OF UNDERGROUND PIPELINES."
27. THE CONTRACTOR MUST COMPLY WITH ALL STATE AND LOCAL WATER QUALITY STANDARDS.

28. THE LOCATION OF ALL THE UTILITIES SHOWN ON THE PLAN IS APPROXIMATE. THE EXACT LOCATION SHALL BE DETERMINED BY THE CONTRACTOR ON SITE. ALL PLANTING MAY BE ADJUSTED TO AVOID CONFLICTS WITH UTILITIES AND/OR EXISTING ABOVE GROUND ELEMENTS. ANY ADJUSTMENTS GREATER THAN 5 FEET SHALL BE DONE ONLY WITH THE APPROVAL OF THE LANDSCAPE ARCHITECT.
29. CAUTION SHOULD BE EXERCISED WHEN WORKING NEAR EXISTING PLANTING AND ANY FURNISHINGS THAT IS TO REMAIN ON SITE TO PREVENT ANY DAMAGE. ANY SIGNS, STRUCTURES, OR PLANTING SHALL BE REPLACED AT THE CONTRACTORS EXPENSE IF DAMAGED BEYOND USE. DAMAGED BEYOND USE WILL BE DETERMINED BY THE LANDSCAPE ARCHITECT.
30. ANY PUBLIC LAND CORNER WITHIN THE LIMITS OF CONSTRUCTION IS TO BE PROTECTED. IF A CORNER MONUMENT IS IN DANGER OF BEING DESTROYED AND HAS NOT BEEN PROPERLY REFERENCED, THE CONTRACTOR SHALL NOTIFY THE DISTRICT LOCATION SURVEYOR IMMEDIATELY.
31. MAINTENANCE OF TRAFFIC FOR THIS PROJECT SHALL BE IN ACCORDANCE WITH THE MANUAL OF UNIFORM TRAFFIC CONTROL DEVICES FOR STREETS AND HIGHWAYS (U.S. DEPARTMENT OF TRANSPORTATION, F.H.W.A.). ATTENTION IS DIRECTED TO STANDARD INDEX NUMBER 623 OF THE ROADWAY AND TRAFFIC DESIGN STANDARDS.
32. THE CONTRACTOR SHALL INSURE THAT INSTALLATION OF ALL PLANTING IN MEDIANS AND RIGHT OF WAYS CONFORMS TO CRITERIA SET FORTH IN F.D.O.T. ROADWAY AND TRAFFIC DESIGN STANDARDS AND IN F.D.O.T. MAINTENANCE RATING PROGRAM.
33. ANY MAINTENANCE THAT INVOLVES TRAFFIC ACTIVITY SHALL BE COORDINATED WITH THE CONTRACTOR AND ONGOING CONSTRUCTION ACTIVITIES.
34. CONTRACTOR IS RESPONSIBLE FOR CLEANING ALL WORK AREAS AT THE END OF EACH WORKING DAY. ANY DEBRIS SHALL BE COLLECTED AND DEPOSITED APPROPRIATELY OFF SITE DAILY. ALL MATERIALS, PRODUCTS, AND EQUIPMENT SHALL BE STORED IN AN ORGANIZED FASHION AS DIRECTED BY THE LANDSCAPE ARCHITECT.
35. THE CONTRACTOR IS RESPONSIBLE FOR OBTAINING ALL PERMITS THAT ARE REQUIRED BY THE CITY FOR TREE REMOVAL, RELOCATION, TREE PROTECTION OR INSTALLATION BEFORE BEGINNING WORK.
36. ALL EXISTING TREES TO REMAIN SHALL BE PROTECTED BY INSTALLING PROTECTIVE BARRIERS AROUND THE DRIP LINE OF TREES. THESE PROTECTIVE BARRIERS SHALL BE SEEN EASILY BY OPERATORS OF TRUCKS AND OTHER EQUIPMENT. THEY SHALL BE CONSTRUCTED OF STURDY MATERIALS (NOT FLAGGING OR RIBBON) AND SHALL BE INSTALLED PRIOR TO AND DURING CONSTRUCTION.
37. DO NOT STORE OR USE ANY MATERIALS OR EQUIPMENT WITHIN THE DRIP LINE OF ANY TREE THAT IS TO BE RELOCATED OR PROTECTED IN PLACE UNLESS THE ACTIVITY IS BEING DONE TO PROTECT THE TREES.
38. DO NOT DISCHARGE OR CONTAMINATE THE SOIL WITHIN THE DRIP LINE OF ANY OF THE TREES TO BE RELOCATED OR PROTECTED IN PLACE. THIS INCLUDES SUBSTANCES SUCH AS PAINT, OIL, SOLVENTS, PETROLEUM PRODUCTS, ASPHALT, CONCRETE, MORTAR, OR ANY OTHER MATERIAL THAT MAY CAUSE DAMAGE TO THE TREE'S ROOT SYSTEM.
39. CLEARING OF VEGETATION WITHIN THE DRIP LINE OF THE TREES DESIGNATED TO BE PROTECTED IN PLACE OR RELOCATED SHALL BE PERFORMED CAUTIOUSLY WITH HAND TOOLS TO MINIMIZE ANY DAMAGE TO THE TREE'S ROOT SYSTEM.
40. DO NOT ATTACH ANYTHING TO TREES THAT ARE TO REMAIN ON THE SITE UNLESS IT IS SOMETHING THAT WILL PROTECT AND NOT DAMAGE THE TREE.
41. KEEP A NATURAL GRADE ABOVE THE DRIP LINE ON ANY TREE THAT IS TO BE PROTECTED IN PLACE. ANY PRESERVED TREES DISTURBED DURING CONSTRUCTION MUST BE RETURNED TO ITS ORIGINAL GRADE AFTER CONSTRUCTION.
42. ALL LANDSCAPE AND PLANTING SHALL COMPLY WITH CITY OF FORT LAUDERDALE LAND USE POLICY AND CODES.

LANDSCAPE NOTES

1. ALL PLANT MATERIAL FURNISHED BY THE LANDSCAPE CONTRACTOR UNLESS OTHERWISE SPECIFIED SHALL BE FLORIDA NO. 1 GRADE OR BETTER, AND SHALL BE INSTALLED AS SPECIFIED IN "GRADES AND STANDARDS FOR NURSERY PLANTS" PUBLISHED BY THE FLORIDA DEPARTMENT OF AGRICULTURE AND CONSUMER SERVICES. ALL PLANT MATERIAL MUST BE HEALTHY, VIGOROUS MATERIALS, FREE OF PESTS AND DISEASES.
2. ALL SIZES SHOWN FOR PLANT MATERIAL ON THE PLAN ARE TO BE CONSIDERED AS MINIMUMS. ALL PLANT MATERIAL MUST MEET OR EXCEED THESE MINIMUM REQUIREMENTS FOR BOTH HEIGHT AND SPREAD. ANY OTHER REQUIREMENTS FOR SPECIFIC SHAPE OR EFFECT AS NOTED ON THE PLAN OR SPECIFICATIONS WILL ALSO BE REQUIRED FOR ACCEPTANCE. ANY SUBSTITUTIONS MUST BE APPROVED BY LANDSCAPE ARCHITECT BEFORE PLANTING.
3. THE CONTRACTOR IS RESPONSIBLE FOR ALL PLANTING MEETING SPECIFICATIONS AS NOTED BEFORE INSTALLATION. CONTRACTOR SHALL IMMEDIATELY REMOVE ALL PLANTING THAT DOES NOT MEET SPECIFICATIONS AND BE HELD RESPONSIBLE TO REPLACE IT WITH APPROPRIATE PLANTING.
4. IN THE EVENT OF A VARIATION BETWEEN THE PLANT LISTS AND THE ACTUAL QUANTITY OF PLANTS SHOWN, THE PLANS HOLD TRUE.
5. IT IS THE CONTRACTORS RESPONSIBILITY TO VERIFY ALL PLANT QUANTITIES AS INDICATED ON THE PLANT LIST, AS WELL AS ALL SOD AREAS. IF DISCREPANCIES ARE FOUND, THE LANDSCAPE ARCHITECT IS TO BE NOTIFIED IMMEDIATELY.
6. ALL ROOT BALLS SHALL CONFORM TO THE SIZE STANDARDS SET FORTH
7. CONTRACTOR TO SUBMIT TO THE LANDSCAPE ARCHITECT THE GROWERS AND/OR SITE INSPECTION CERTIFICATE FOR PLANT MATERIALS TWO (2) WEEKS PRIOR TO COMMENCEMENT OF WORK.
8. ALL PLANT MATERIALS MUST BE PROTECTED DURING TRANSPORT AND DELIVERY TO THE JOB SITE WITH SHADE CLOTH OR OTHER ACCEPTABLE MEANS OF WINDBURN PREVENTION.
9. CONTRACTORS SHALL FIELD VERIFY ALL INFORMATION PRIOR TO INITIATING PLANTING INSTALLATION. ALL EXISTING PLANTING SHALL REMAIN INTACT AND UNDISTURBED UNLESS OTHERWISE NOTED ON THE PLANS.
10. LANDSCAPE CONTRACTOR SHALL FIELD STAKE THE LOCATION OF ALL PLANT MATERIAL PRIOR TO INSTALLATION FOR THE REVIEW AND APPROVAL OF THE LANDSCAPE ARCHITECT.
11. ALL TREES MUST BE FLORIDA #1, STRAIGHT TRUNKED, FULL HEADED, AND MEET ALL REQUIREMENTS SPECIFIED.
12. CONTRACTOR TO GUARANTEE PLANT MATERIAL FOR A FULL YEAR ESTABLISHMENT PERIOD FOLLOWING DATE OF SUBSTANTIAL COMPLETION.
13. CONTRACTOR TO REPLACE REJECTED PLANT MATERIAL WITHIN ONE WEEK OF NOTICE.
14. CONTRACTOR TO REQUEST INSPECTION OF PROJECT IN WRITING. IF ALL WORK IS SATISFACTORY AND COMPLETE IN ACCORDANCE WITH CONDITIONS OF CONTRACT DOCUMENTS, THEN THE CITY AND LANDSCAPE ARCHITECT SHALL DECLARE COMPLETE.
15. INSTALLATION- ALL PLANT MATERIAL SHALL BE INSTALLED IN A SOUND WORKMANLIKE MANNER AND ACCORDING TO GOOD PLANTING PROCEDURES WITH THE QUALITY OF PLANT MATERIALS AS HEREINAFTER DESCRIBED. ALL ELEMENTS OF LANDSCAPING SHALL BE INSTALLED SO AS TO MEET ALL APPLICABLE ORDINANCES AND CODE REQUIREMENTS.
16. CONTRACTOR IS RESPONSIBLE FOR WATERING AND MAINTAINING ALL TREES AND LANDSCAPE UNTIL FINAL ACCEPTANCE BY THE CITY. CONTRACTOR SHALL INSURE THAT ALL DRAINAGE AND PERCOLATION OF ALL PLANTING PITS PRIOR TO INSTALLATION OF PLANT MATERIAL. CONTRACTOR IS RESPONSIBLE FOR REPLACEMENT OF PLANTS IF DEAD OR DYING PRIOR TO FINAL ACCEPTANCE.
17. TYPICALLY, SHRUB AND GROUNDCOVER PLANTINGS ARE SHOWN AS MASS PLANTING BEDS. PLANTS SHOULD BE PLACED ON A TRIANGULAR SPACING SHOWN IN THE PLANTING DETAILS. PLANT CENTER TO CENTER DIMENSIONS (O.C.) ARE LISTED ON THE PLANT LIST.
18. TREES GROWN IN GROW BAGS OR GROW BAG TYPE MATERIAL MUST HAVE THE GROW BAG REMOVED ENTIRELY BEFORE PLANTING.
19. BALLED AND BURLAPPED MATERIAL SHALL HAVE THE TOP ONE HALF (½) OF THE BURLAP AROUND THE BASE OF THE TRUNK CUT AND PULLED BACK. DO NOT REMOVE THE BURLAP BUT WIRE CAGES, STRAPS, ETC. MUST BE CUT AND REMOVED COMPLETELY BEFORE INSTALLATION.
20. CONTRACTOR SHALL REFER TO THE LANDSCAPE PLANTING DETAILS, PLANT LIST, GENERAL NOTES, AND ANY OTHER MATERIALS FROM THE LANDSCAPE ARCHITECT FOR COMPLETE LANDSCAPE PLANTING INSTRUCTIONS.
21. "BRANCH TOUCHING BRANCH" PROVIDED AT TIME OF INSTALLATION FOR ALL HEDGES.
22. THE FOLLOWING GUIDELINES SHALL BE FOLLOWED TO ENSURE SUCCESSFUL TRANSPLANTING OF TREES:
 - a. ANY TREE BEING RELOCATED SHALL NOT BE UNNECESSARILY DAMAGED DURING REMOVAL, TRANSPORT, OR REPLANTING OF THAT TREE.
 - b. TREES MUST BE ROOT PRUNED APPROPRIATELY PRIOR TO REMOVAL.
 - c. DURING AND FOLLOWING TRANSPLANTING THE ROOT BALL MUST BE KEPT MOIST AT ALL TIMES.
 - d. TRANSPLANTED TREES SHALL BE BRACED AT LEAST ONE FULL YEAR.
 - e. TRANSPLANTED TREES SHALL NOT BE FERTILIZED AT PLANTING TIME BUT SHALL BE WATERED SUFFICIENTLY UNTIL THE TREE GROWTH IS REESTABLISHED.
 - f. RELOCATED TREES/PALMS WILL BE MOVED IN ACCORDANCE WITH MINIMUM STANDARDS SET FORTH IN ANSI A-300
 - g. ALL CROWN PRUNING SHALL BE DONE IN ACCORDANCE WITH NATIONAL ARBORIST ASSOCIATION STANDARDS OR PALM PRUNING IN ACCORDANCE WITH CITY STANDARDS.
23. LANDSCAPE CONTRACTOR SHALL REGRADE ALL AREAS DISTURBED BY PLANT REMOVAL, RELOCATION, AND/OR INSTALLATION WORK. LANDSCAPE CONTRACTOR SHALL REPLACE (BY EQUAL SIZE AND QUALITY) ANY AND ALL EXISTING PLANT MATERIAL DISTURBED OR DAMAGED BY PLANT REMOVAL, RELOCATION OR INSTALLATION.
24. CONTRACTOR SHALL BE RESPONSIBLE TO REPLACE ALL PORTIONS OF EXISTING LAWN AREAS DAMAGED DURING CONSTRUCTION AND WHILE COMPLETING PLANTING INSTALLATION WITH SAME GRASS SPECIES TO THE SATISFACTION OF THE LANDSCAPE ARCHITECT. NO LANDSCAPE AREAS ARE TO BE LEFT UNSODED UNLESS SHRUB MATERIAL IS TO BE PLANTED.
25. GENERAL GRADING TO APPROXIMATELY 1 INCH SHALL BE PROVIDED BY THE CONTRACTOR. ALL FINISHED SITE GRADING AND FINAL DECORATIVE BERM SHAPING SHALL BE PROVIDED BY THE LANDSCAPE CONTRACTOR.
26. ALL LANDSCAPE MATERIALS SHALL BE MAINTAINED TO PROVIDE CONTINUOUS CLEAR ZONES FOR SIGHT VISIBILITY FOR PEDESTRIANS AND VEHICULAR TRAFFIC AND LANDSCAPE MAINTENANCE SHALL CONFORM TO STANDARD INDEX 546 CRITERIA SET FORTH IN F.D.O.T. ROADWAY AND TRAFFIC DESIGN STANDARDS.

SOIL PREPARATION, SOIL MIX, FERTILIZER, & MULCH NOTES:

1. ENSURE THAT ALL PLANTING SOIL IS FERTILE, FRIABLE, NATURAL LOAM SURFACE SOIL, REASONABLY FREE OF SUBSOIL, CLAY LUMPS, WEEDS AND OTHER LITTER, AND FREE OF ROOTS, STUMPS AND STONES LARGER THAN ONE INCH IN ANY DIMENSION, AND OTHER EXTRANEOUS OR TOXIC MATTER HARMFUL TO PLANT GROWTH. SHOULD ANY SOIL AMENDMENT BE NECESSARY, THE CONTRACTOR SHALL BRING THIS TO THE ATTENTION OF THE LANDSCAPE ARCHITECT.
2. APPLY APPROVED HERBICIDE- ACCORDING TO MANUFACTURERS RATE AND SPECS WITHIN LIMITS OF ALL AREAS TO BE PLANTED. PROTECT EXISTING PLANTS TO REMAIN FROM OVERSPRAY OR SPRAY WITHIN ROOT ZONE. CONTRACTOR TO ENSURE TOTAL WEED ERADICATION.
3. SCARIFY SUBSOIL TO A DEPTH OF 3 INCHES.
4. PLANTING MIX FOR TREES, SHRUBS, AND GROUNDCOVERS SHALL CONSIST OF A THOROUGHLY BLENDED MIXTURE OF:
 - A. 70% SAND
 - B. 30% TOPSOIL
5. PLANTING MIX FOR BACKFILL AROUND ROOT BALLS OF PALMS SHALL CONSIST OF A THOROUGHLY BLENDED MIXTURE OF:
 - A. 90% NATIVE SAND
 - B. 10% TOPSOIL
6. FERTILIZE ALL TREES, SHRUBS AND GROUNDCOVER WITH PLANTING TABLETS 20-20-5 FORMULA, 21 GRAM.
7. ALL SHRUB BEDS SHALL BE EXCAVATED TO A MINIMUM DEPTH OF 24" AND BACK FILLED WITH THE SPECIFIED MIXTURE.
8. SMOOTH ALL PREPARED TOPSOIL TO 3" EXCEPT WITHIN DRIP LINES OF EXISTING TREES AND 4" BELOW TOP OF SURROUNDING PAVING EDGES. REMOVE ALL ROCKS AND OTHER OBJECTS OVER 1" IN DIAMETER.
9. FINISH GRADE ALL PREPARED TOPSOIL AREAS TO A SMOOTH, EVEN SURFACE ASSURING POSITIVE DRAINAGE AWAY FROM THE STRUCTURES AND ELIMINATE ANY LOW AREAS WHICH MAY COLLECT WATER.
10. TOPSOIL SHALL NOT BE EXTREMELY ACIDIC OR ALKALINE, NOR CONTAIN ANY TOXIC SUBSTANCE WHICH MAY BE HARMFUL TO PLANT GROWTH. THE PH SHALL BE IN THE RANGE OF 6.5-7.0.
11. CONTRACTOR SHALL MULCH ALL PLANTING MATERIAL THROUGHOUT AND COMPLETELY TO A 3 INCH DEPTH WITH CLEAN, WEED FREE FLORAMULCH
12. MINIMUM OF 2" TOPSOIL MUST BE ADDED UNDER ALL SODDED AREAS.

HAND WATERING NOTES:

1. APPLICATION/ SCHEDULE: WATER NEW AND RELOCATED TREES AND PALMS EVERY DAY FOR THE FIRST TWO WEEKS, THREE TIMES A WEEK FOR THE SECOND TWO WEEKS, AND THEN TWICE A WEEK FOR THE NEXT EIGHT WEEKS FOR A TOTAL OF A 90 DAY WATERING PERIOD. NO FURTHER WATERING WILL BE REQUIRED.
2. EARTH BERM 6" HIGH OUTSIDE THE PROPOSED ROOT BALL PRIOR TO WATERING. APPLY A MINIMUM OF 4" OF WATER WITHIN THE SAUCER, OR 1-3 GALLONS PER INCH OF TRUNK DIAMETER, WHICH EVER IS MORE AT EACH WATERING. WATER APPLICATION SHOULD SATURATE THE ROOT BALL TO ITS ENTIRE DEPTH. DO NOT WATER IF ROOT BALL IS ALREADY SATURATED.
3. HANDWATERING IS IN ADDITION TO THE UNDERGROUND IRRIGATION SYSTEM.

IRRIGATION NOTES:

1. FLORIDA FRIENDLY PRINCIPALS HAVE BEEN UTILIZED IN THE DESIGN OF THIS PROJECT AND SHALL BE APPLIED ALL THROUGHOUT LANDSCAPE INSTALLATION AND MAINTENANCE.
2. THE CONTRACTOR SHALL MAINTAIN TEMPORARY IRRIGATION OR PROVIDE HAND WATERING FOR ALL RELOCATED TREES AND PALMS FROM NOTICE TO PROCEED UNTIL PERMANENT IRRIGATION SYSTEM IS OPERABLE.
3. ALL LANDSCAPED AREAS MUST BE IRRIGATED IN ACCORDANCE WITH ALL LOCAL/ COUNTY REQUIREMENTS AND MUST MAINTAIN 100% COVERAGE WITH 50% OVERLAP FOR EXISTING AND PROPOSED LANDSCAPE AREAS.
4. REMOVE EXISTING IRRIGATION EQUIPMENT WHICH INTERFERES WITH ANY CONSTRUCTION. THIS INCLUDES, BUT IS NOT LIMITED TO, CONTROLLERS, SPRINKLER HEADS, PIPE, QUICK COUPLERS, BACKFLOW PREVENTERS, CONTROL WIRE AND CONDUITS. ADDITIONALLY THE CONTRACTOR IS RESPONSIBLE FOR MAINTAINING THE EXISTING SYSTEM THROUGHOUT THE CONSTRUCTION PROCESS.
5. LANDSCAPE CONTRACTOR SHALL COORDINATE ALL PLANTING WORK WITH IRRIGATION WORK. INSPECT IRRIGATION SYSTEM AND INSURE THAT ADEQUATE WATER IS AVAILABLE BEFORE BEGINNING PLANTING OPERATIONS. IRRIGATION SYSTEMS WILL NOT PROVIDE SUFFICIENT QUANTITIES OF WATER FOR NEWLY PLANTED MATERIALS. THE LANDSCAPE CONTRACTOR IS RESPONSIBLE FOR DEEP ROOT HAND WATERING.
6. SEE IRRIGATION PLANS FOR ADDITIONAL INFORMATION.

DATE:	04/14/2022
SCALE:	AS SHOWN
DESIGN BY:	NDP
DRAWN BY:	NDP
CHECKED BY:	JLR
APPROVED BY:	JLR
DATE:	
BY:	
DESCRIPTION:	

CRAVEN • THOMPSON AND ASSOCIATES, INC.
ENGINEERS • PLANNERS • SURVEYORS

3963 N.W. 53RD STREET, FORT LAUDERDALE, FLORIDA 33309
 TEL: (954) 739-6400
 FAX: (954) 739-6409

FLORIDA LICENSED ENGINEERS, SURVEYORS & PLANNERS BUSINESS NO. 271
 FLORIDA LICENSED LANDSCAPE ARCHITECTURE BUSINESS NO. C00014

NATIONAL SHOW CENTER IS THE PROPERTY OF CANADA INTERNATIONAL ASSOCIATES, INC. AND SHALL NOT BE REPRODUCED OR TRANSMITTED IN ANY FORM OR BY ANY MEANS, ELECTRONIC OR MECHANICAL, INCLUDING PHOTOCOPYING, RECORDING, OR BY ANY INFORMATION STORAGE AND RETRIEVAL SYSTEM. © 2020

PROVIDENT PARK
 FORT LAUDERDALE, FLORIDA

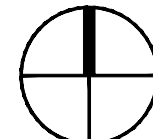
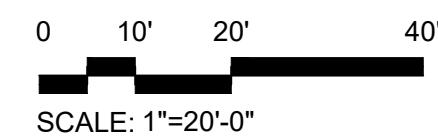
PREPARED FOR:
CITY OF FORT LAUDERDALE

LANDSCAPE NOTES

Nicole D. Pastre
 Florida RLA No. LA6667397
 November 8, 2023

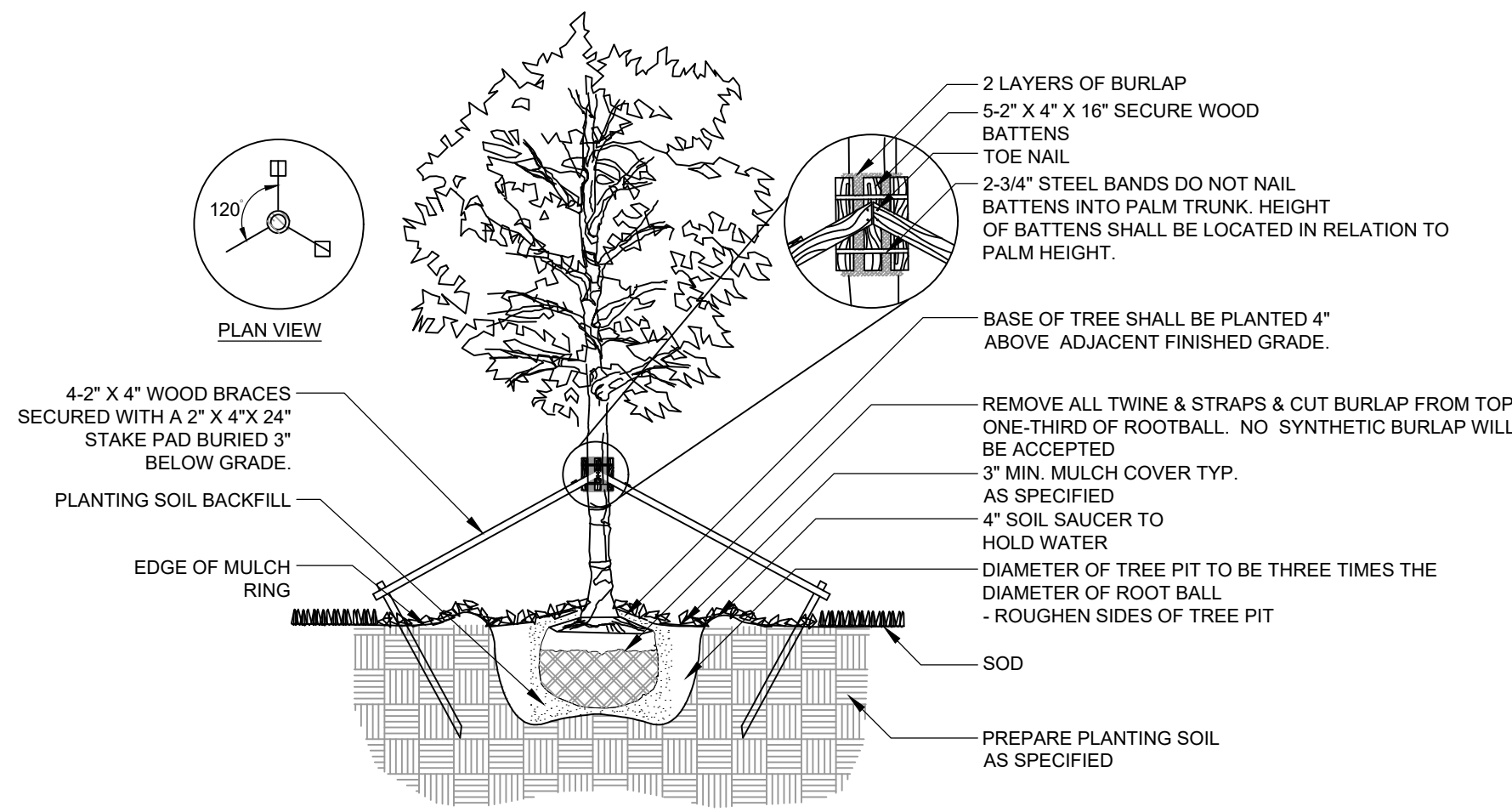
PROJECT NO.
22-0004

LP-2
 SHEET 2 OF 3

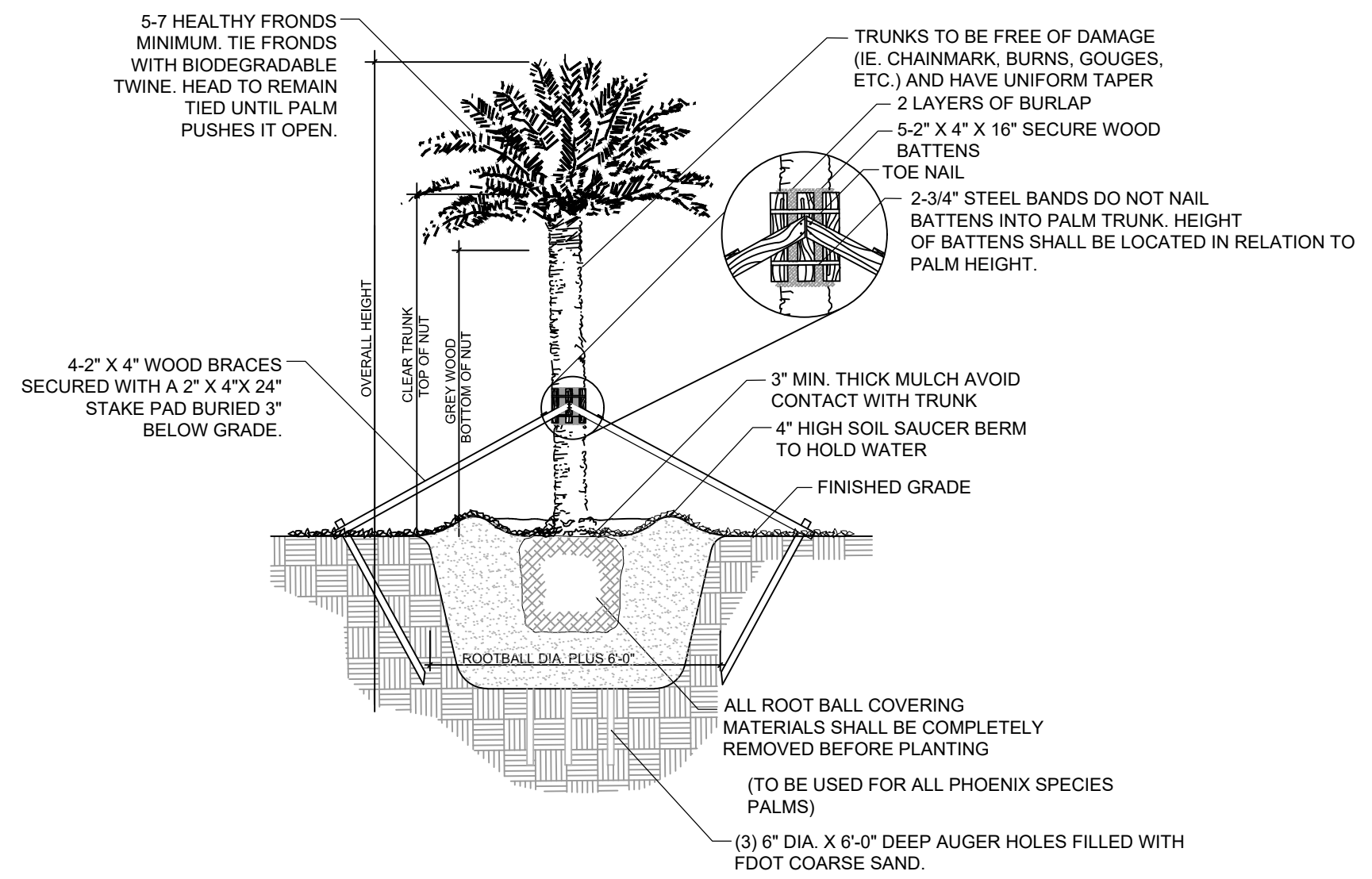


Know what's below.
Call before you dig.

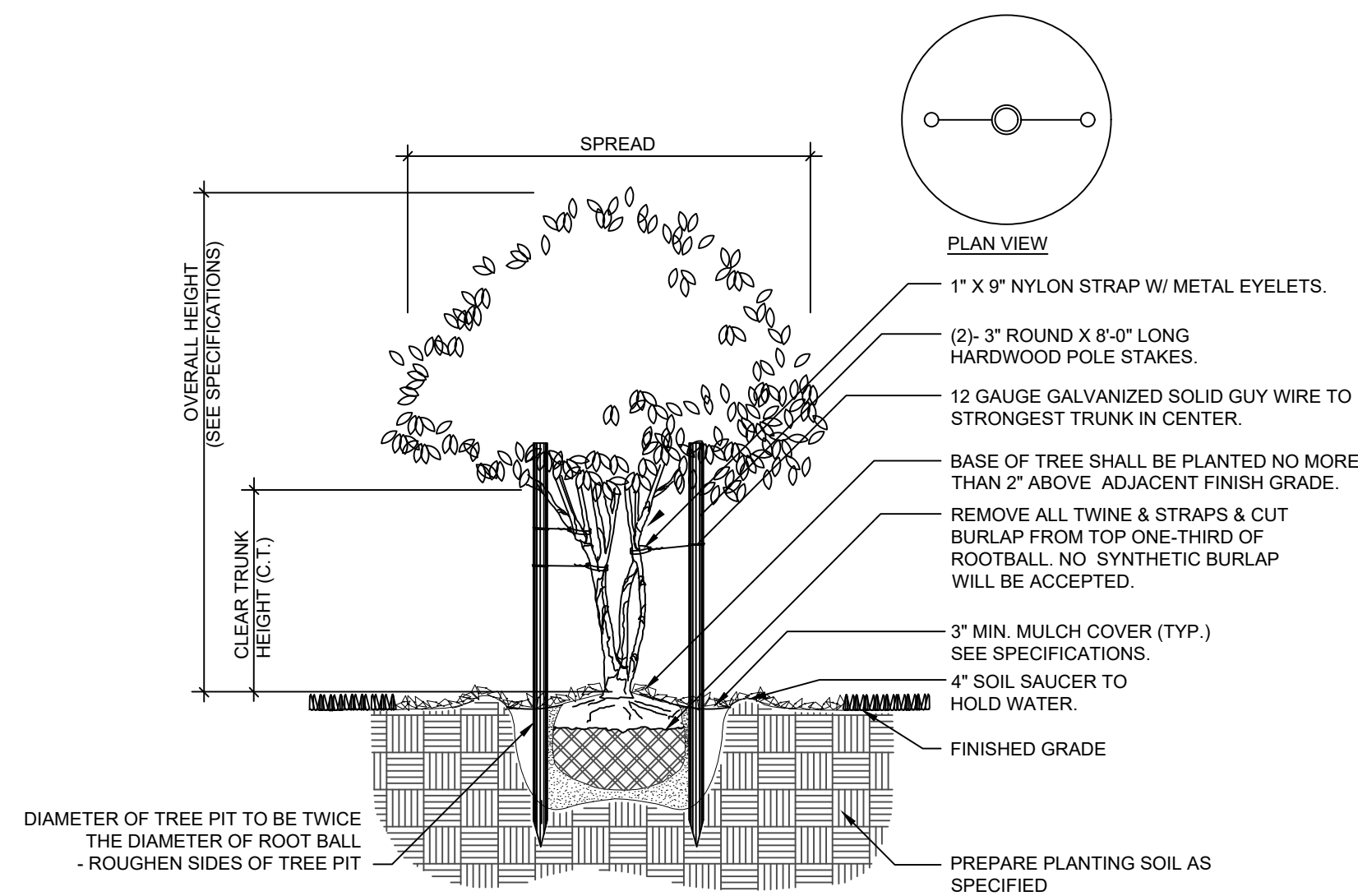




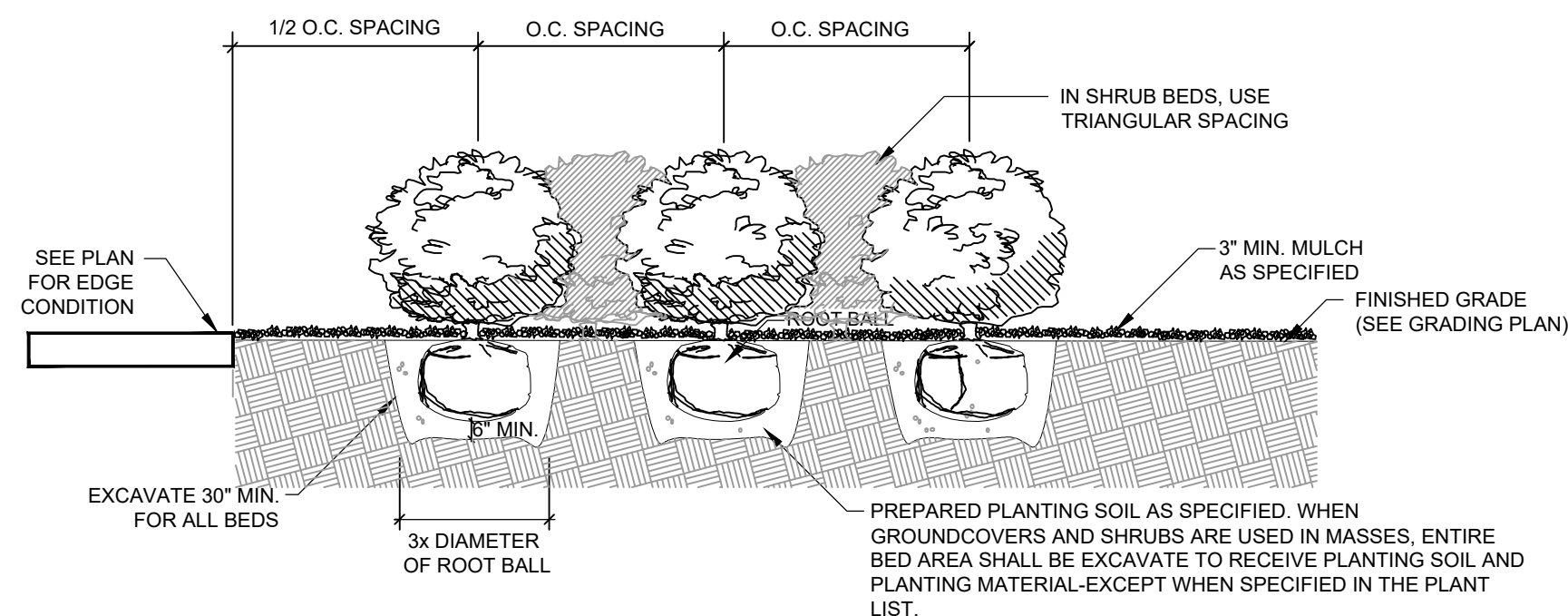
1 CANOPY TREE
SECTION NTS



2 PALM (TYPICAL)
SECTION NTS

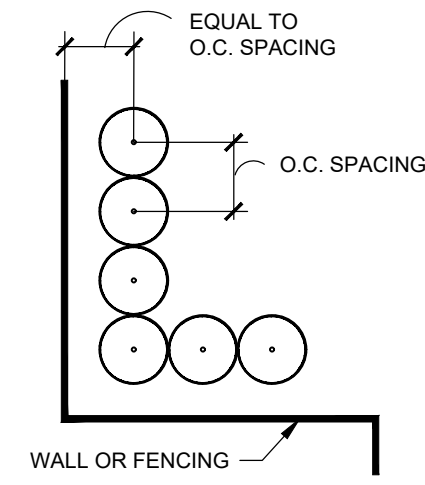


3 MULTI-TRUNK TREE
SECTION NTS

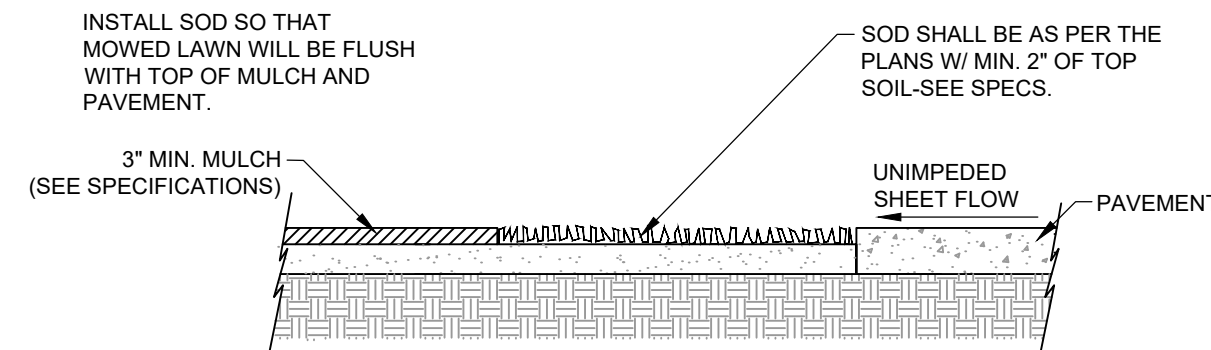


4 SHRUB PLANTING
SECTION NTS

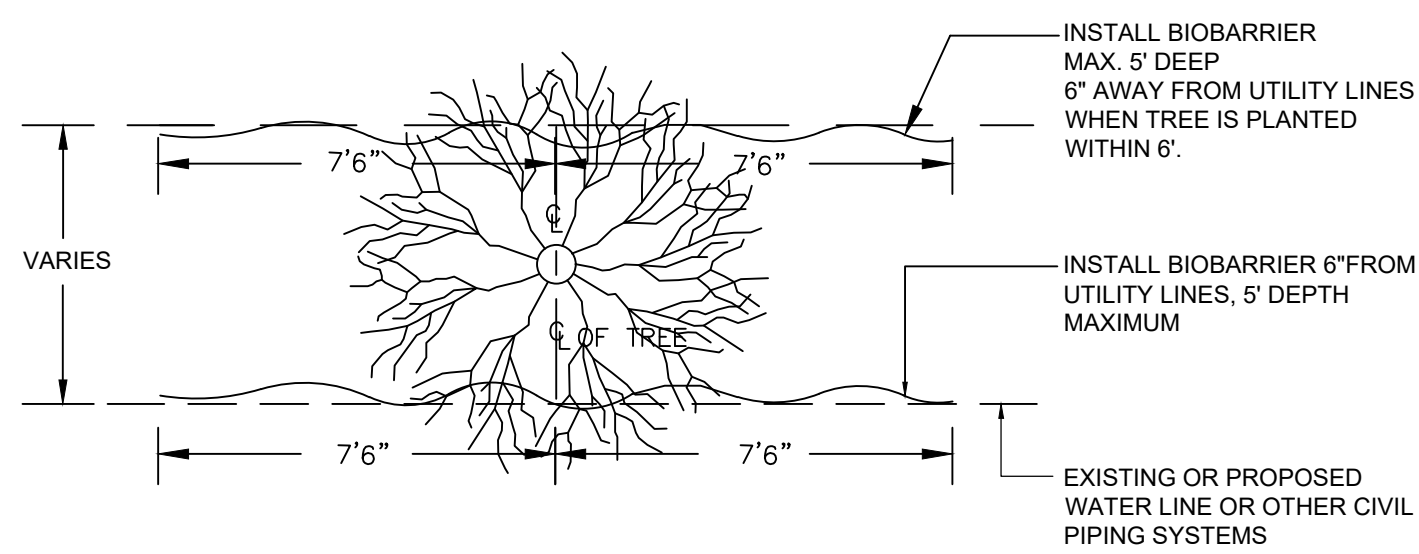
NOTE: PLANTS ADJACENT TO WALLS OR FENCING SHOULD BE PLANTED WITH CENTERS AT THE SAME DISTANCE FROM THE WALL/FENCE AS THE O.C. (ON CENTER) SPACING.



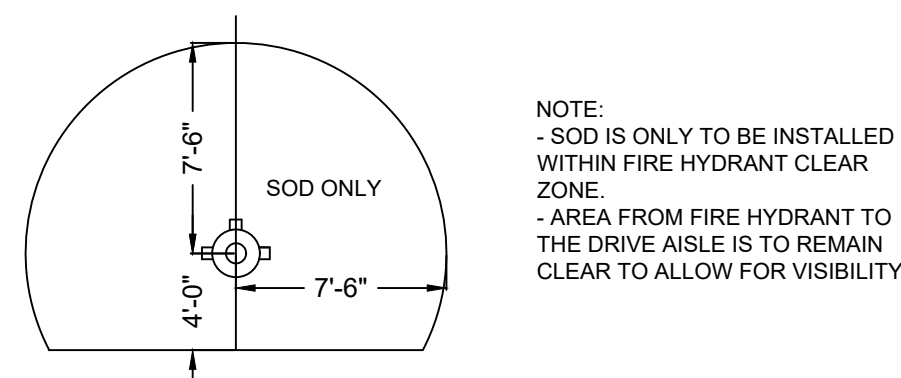
5 PLANTING ADJACENT TO WALL/FENCE
SECTION NTS



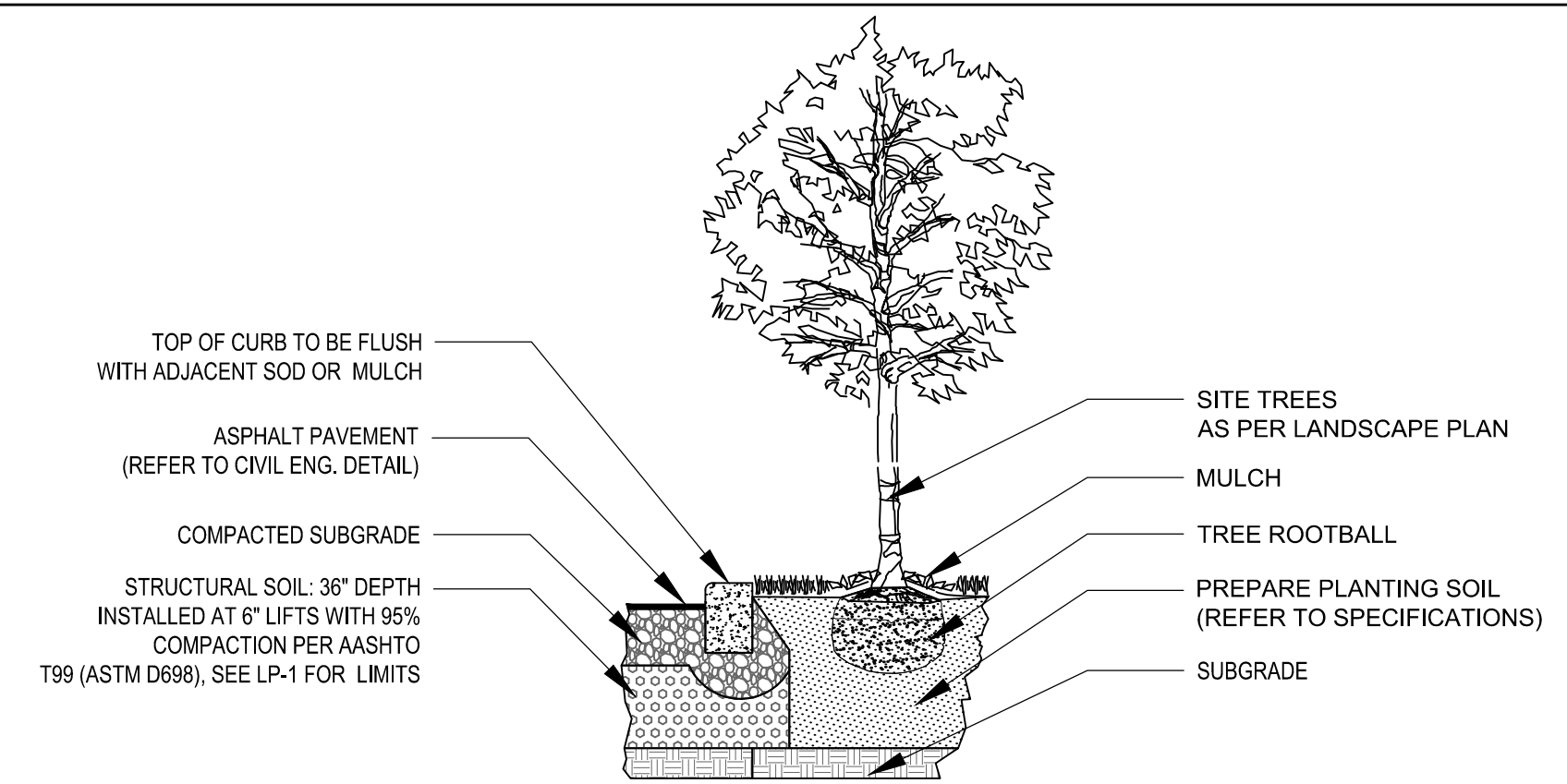
6 SOD INSTALLATION
SECTION NTS



7 ROOT BARRIER
SECTION NTS



8 FIRE HYDRANT CLEAR ZONE
SECTION NTS



9 STRUCTURAL SOIL
DETAIL NTS

NOTES:
1. 12\"/>

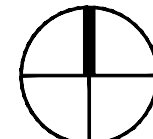
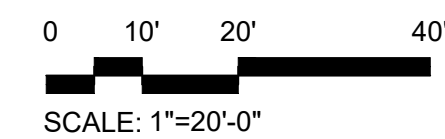
CONTACT:
CAROL MARRERO
CU-STRUCTURAL SOIL,
ATLAS PEAT & SOIL, INC.
BOYNTON BEACH, FL
561-734-7300
OR APPROVED EQUAL

CRAVEN - THOMPSON AND ASSOCIATES, INC.
ENGINEERS • PLANNERS • SURVEYORS
35653 N.W. 53RD STREET, FORT LAUDERDALE, FLORIDA, 33309
TEL: (954) 739-6409
FAX: (954) 739-6409
FLORIDA LICENSED ENGINEERS, SURVEYORS & PLANNERS BUSINESS NO. 771
FLORIDA LICENSED LANDSCAPE ARCHITECTURE BUSINESS NO. C000114
MATERIAL SHOWN HEREIN IS THE PROPERTY OF CRAVEN, THOMPSON & ASSOCIATES, INC. AND SHALL NOT BE REPRODUCED OR TRANSMITTED IN ANY FORM OR BY ANY MEANS, ELECTRONIC OR MECHANICAL, INCLUDING PHOTOCOPYING, RECORDING, OR BY ANY INFORMATION STORAGE AND RETRIEVAL SYSTEM. © 2020

PROVIDENT PARK
FORT LAUDERDALE, FLORIDA
PREPARED FOR:
CITY OF FORT LAUDERDALE
LANDSCAPE DETAILS

Nicole D. Pastre
Florida RLA No. LA6667397
November 8, 2023
PROJECT NO.
22-0004

LP-3
SHEET 3 OF 3



SUBMITTALS:	
PHASE	DATE
SITE PLAN LEVEL 1	4.8.2022
PERMIT SET	10.25.2023

REVISIONS:		
NO.	DESCRIPTION	DATE

PROJECT TEAM

PROFESSIONAL IN CHARGE

ADOLFO J. COTILLA, JR., AIA

REGISTRATION NUMBER AR-0008011

APPROVED BY

DESIGNED BY ABH

DRAWN BY ABH/GRD

CHECKED BY SRC



DESIGN CONSULTANT

Provident Park at Sistrunk Blvd
1412 NW 6TH STREET
FORT LAUDERDALE, FL 33311

PLUMBING, LEGEND, DETAILS, ISOMETRIC, AND SPECIFICATIONS

SHEET TITLE
ACAI
associates, inc.
architecture+engineering
roofing consulting
construction management

AAC001323+EB0004379+CGC010769
2937 W. Cypress Creek Rd., Suite 200
Fort Lauderdale, Florida 33309
Tel: 954.484.4000 • Fax: 954.484.5588
www.acaiarchitects.com

ARCHITECT OF RECORD

19-023 G04

PROJECT NUMBER

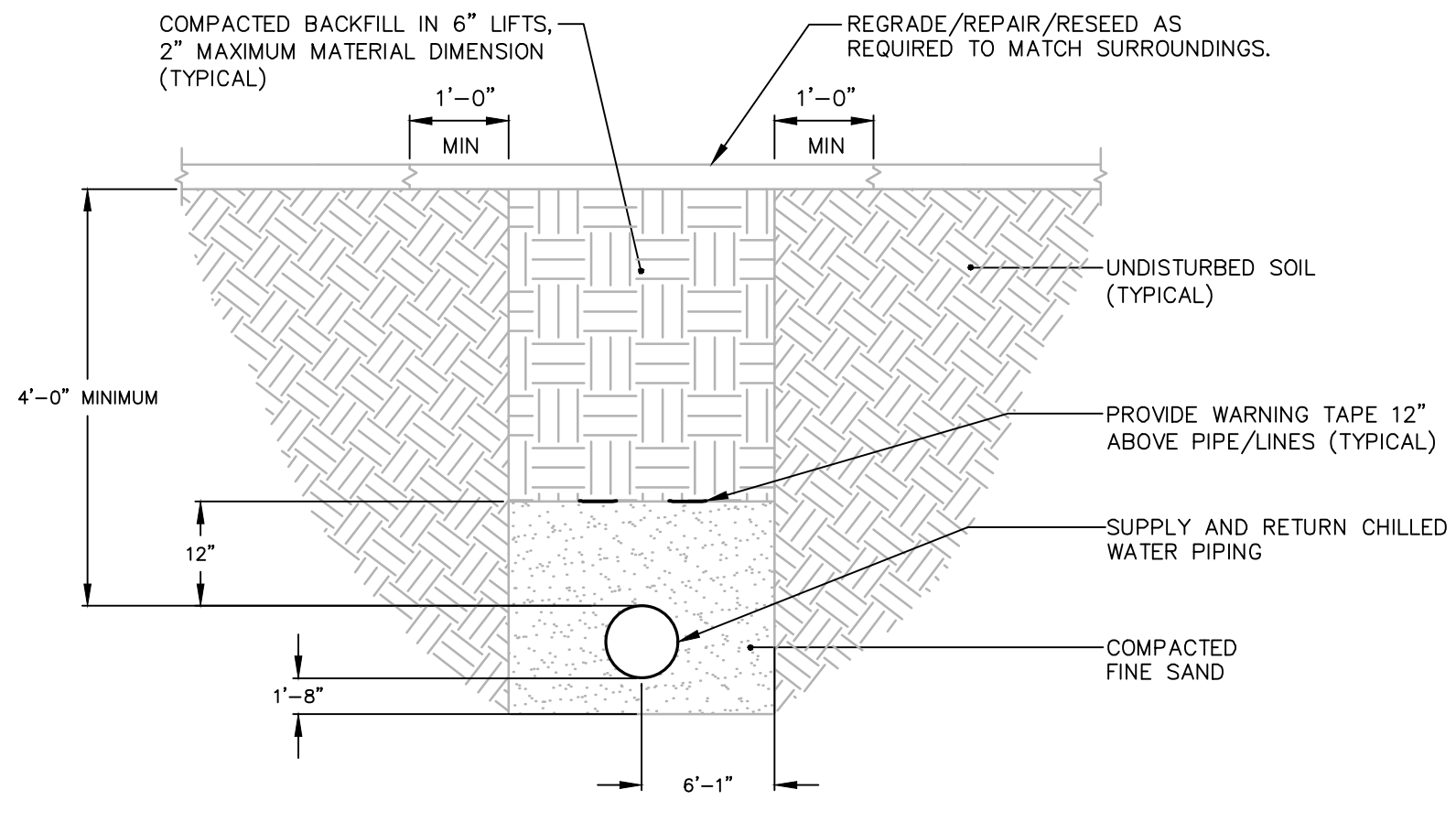
P-000

SHEET NUMBER
TO THE BEST OF MY KNOWLEDGE AND ABILITY THESE PLANS ARE COMPLETE AND COMPLY WITH THE APPLICABLE BUILDING CODES.

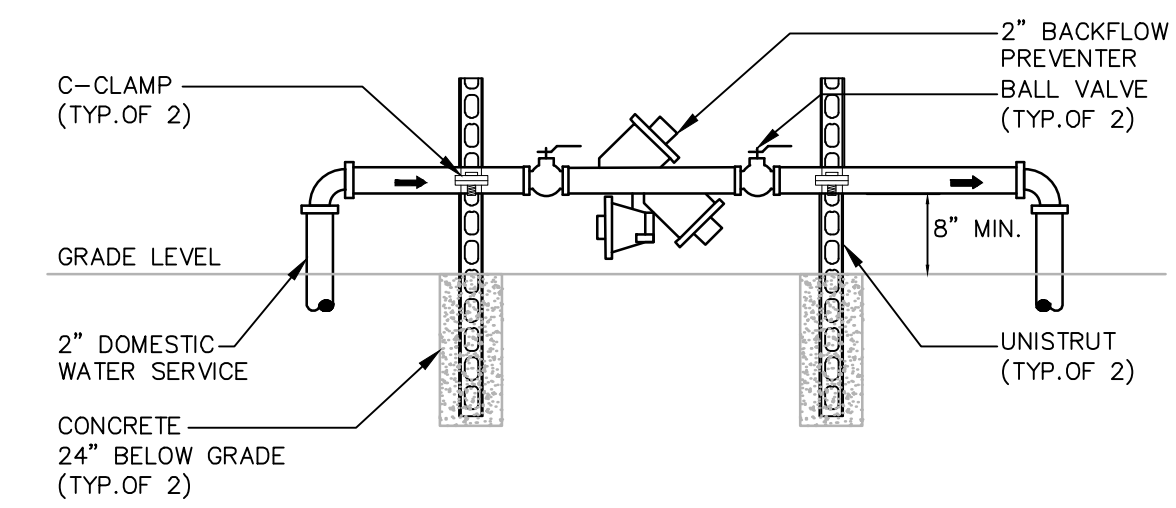
COPYRIGHT 2020 BY ACAI ASSOC., INC.
Exhibit 1
Page 111 of 123

PLUMBING LEGEND	
SYMBOL	DESCRIPTION
	COLD WATER
	CAP PIPE
	BACKFLOW PREVENTION ASSEMBLY
	WATER METER
	EXISTING HYDRANT
	EXISTING SHUT OFF VALVE

PLUMBING SPECIFICATIONS	
1.	PROVIDE ALL NECESSARY LABOR, MATERIALS AND OTHER MISCELLANEOUS EQUIPMENT WHICH ARE NOT SHOWN ON THE CONTRACT DOCUMENTS BUT ARE NECESSARY TO COMPLETE THE WORK.
2.	ALL WORK SHALL BE COMPLETED IN ACCORDANCE WITH THE 2020 EDITION OF THE FLORIDA BUILDING CODE.
3.	THE CONTRACTOR SHALL OBTAIN AND PAY FOR ALL PERMITS REQUIRED BY THE AUTHORITIES HAVING JURISDICTION (AHJ). THE CONTRACTOR SHALL BE RESPONSIBLE FOR ARRANGING ALL INSPECTIONS BY THE AHJ. THE CONTRACTOR SHALL BE RESPONSIBLE FOR BEING AVAILABLE FOR INSPECTIONS BY THE AHJ.
4.	DO NOT SCALE DRAWINGS. SCALE INDICATED ON DRAWINGS IS FOR ESTABLISHING REFERENCE POINTS ONLY. ACTUAL FIELD CONDITIONS SHALL GOVERN ALL DIMENSIONS. CONTRACTORS SHALL VERIFY LAYOUT AND BE RESPONSIBLE FOR ALL MEASUREMENTS OF ALL EXISTING CONDITIONS BEFORE COMMENCING WORK AND SHALL NOTIFY ARCHITECT AND/OR ENGINEER IF A CONDITION EXISTS THAT PREVENTS THE CONTRACTOR FROM ACCOMPLISHING THE INTENT OF THE DRAWINGS.
5.	WATER PIPING SHALL BE PVC PIPE, ASTM 1785 SCHEDULE 40 WITH NOT LESS THAN 150 PSI PRESSURE RATING. JOINTS SHALL BE SOLVENT WELDED WITH ASTM D2564 SOLVENT CEMENT.
6.	INSTALL PIPING IN ACCORDANCE WITH ALL APPLICABLE CODES.
7.	ANCHOR OR SUPPORT PIPING TO ENSURE PROPER DIRECTION OF EXPANSION AND CONTRACTION.
8.	AS-BUILTS: ONCE ALL WORK IS COMPLETED, CONTRACTOR SHALL SUBMIT FOR APPROVAL "AS-BUILT" DRAWINGS REFLECTING ALL CHANGES MADE DURING CONSTRUCTION. ALSO PROVIDE COPIES OF ALL TEST CERTIFICATES, EQUIPMENT AND MAINTENANCE INSTRUCTIONS ALL BOND IN A THREE RING BINDER.
9.	SHOP DRAWINGS: SUBMIT NEWLY PREPARED INFORMATION, DRAWN TO ACCURATE SCALE, HIGHLIGHT, ENIRCLE, OR OTHERWISE INDICATE DEVIATIONS FROM THE CONTRACT DOCUMENTS DO NOT REPRODUCE CONTRACT DOCUMENTS OR COPY STANDARD INFORMATION AS THE BASIS OF SHOP DRAWINGS. STANDARD INFORMATION PREPARED WITHOUT SPECIFIC REFERENCE TO THE PROJECT IS NOT CONSIDERED SHOP DRAWINGS.
10.	TESTING AND ADJUSTING : A. ALL WATER PIPING SHALL BE TESTED IN ACCORDANCE WITH AWWA C651 STANDARD. THE SYSTEM SHALL BE PROVED TIGHT UNDER WATER PRESSURE OF 150 PSIG. THE PRESSURE SHALL BE APPLIED GRADUALLY AND THEN HELD FOR A MINIMUM OF TWO HOURS. C. THE CONTRACTOR SHALL PROVIDE ALL NECESSARY EQUIPMENT FOR ALL TESTING.
11.	DISINFECTING : A. PRIOR TO STARTING DISINFECTION, VERIFY SYSTEM IS COMPLETE, FLUSHED AND CLEAN. ENSURE PH OF WATER TO BE TREATED IS BETWEEN 7.4 AND 7.6 BY ADDING ALKALI (CAUSTIC SODA OR SODA ASH) OR ACID (HYDROCHLORIC). B. INJECT DISINFECTANT, FREE CHLORINE IN LIQUID, POWDER, TABLET OR GAS FORM, THROUGHOUT SYSTEM TO OBTAIN 50 TO 80 MG/L RESIDUAL BLEED WATER FROM OUTLETS TO ENSURE DISTRIBUTION AND TEST FOR DISINFECTANT RESIDUAL AT MINIMUM 15 PERCENT OF OUTLETS, MAINTAIN DISINFECTANT IN SYSTEM FOR 24 HOURS. C. IF FINAL DISINFECTANT RESIDUAL TESTS LESS THAN 25 MG/L, REPEAT TREATMENT. FLUSH DISINFECTANT FROM SYSTEM UNTIL RESIDUAL EQUAL TO THAT OF INCOMING WATER OR 1.0 MG/L. TAKE SAMPLES NO SOONER THAN 24 HOURS AFTER FLUSHING, FROM, 5 PERCENT OF OUTLETS AND FROM WATER ENTRY, AND ANALYZE IN ACCORDANCE WITH AWWA C651

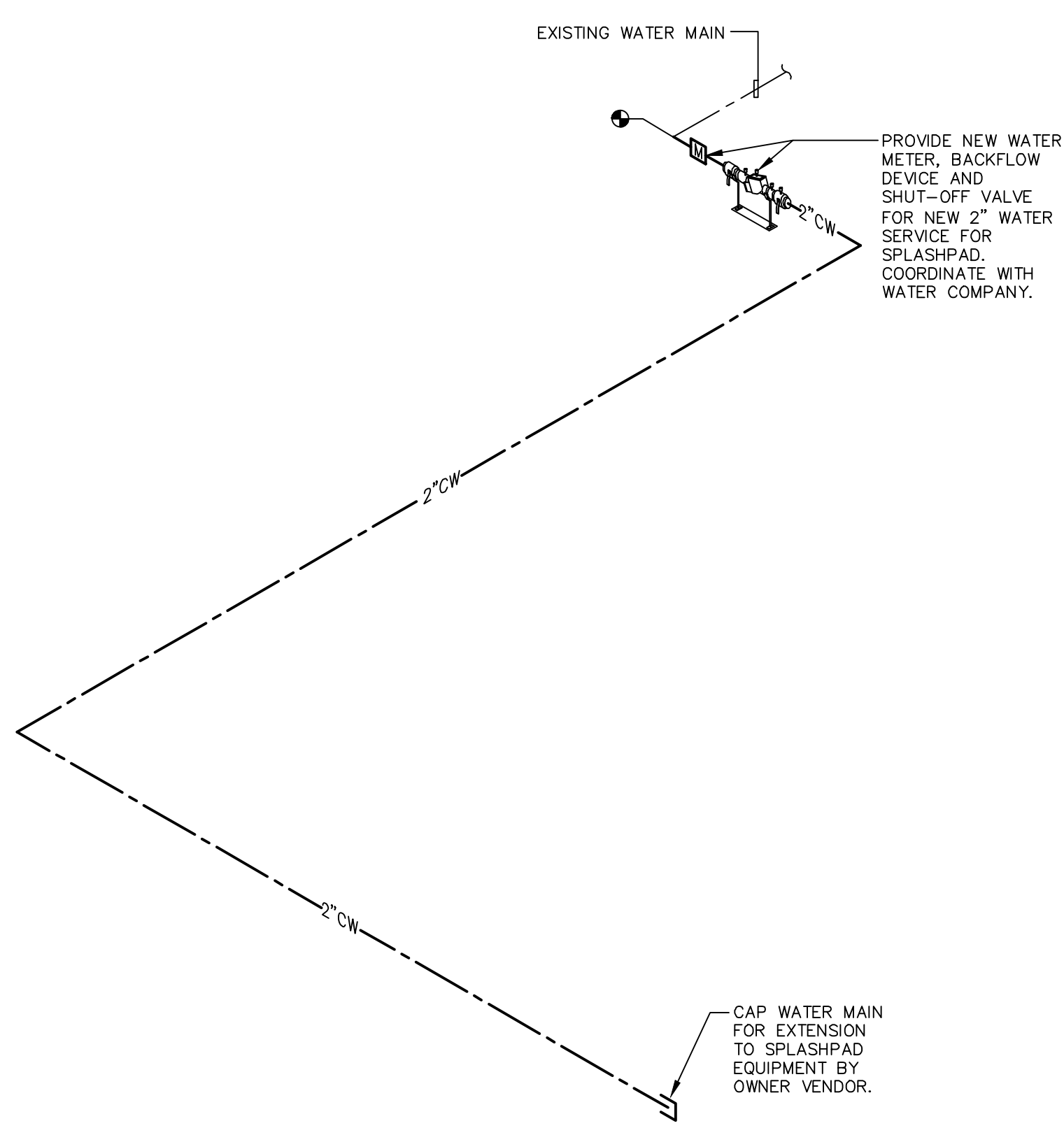


1 WATER PIPING TRENCH DETAIL
N.T.S.



1. PROVIDE BACKFLOW PREVENTER IN COMPLIANCE WITH THE CITY OF FORT LAUDERDALE PUBLIC UTILITIES. REFER TO BACKFLOW PREVENTION PROGRAM SPECIFICATIONS AND DETAILS FOR INSTALLATION OF BACKFLOW ASSEMBLIES.
2. THIS DRAWING IS REPRESENTATIONAL OF THE CONCEPTUAL BACKFLOW PREVENTION ARRANGEMENT AND ASSOCIATED DRAINAGE REQUIREMENTS FOR THE SUBJECT WATER SERVICE FOR THE PURPOSE OF DEMONSTRATING BACKFLOW PREVENTION CODE COMPLIANCE. THE CONTRACTOR SHALL FURNISH AND INSTALL ALL MATERIALS NECESSARY TO COMPLETE THE ACTUAL WORKING WATER SYSTEM. THE CONTRACTOR IS RESPONSIBLE FOR THE PROPER ERECTION OF THE ACTUAL COMPLETE WORKING SYSTEM OF PIPING AND DEVICES PER ALL APPLICABLE CODES AND STANDARD PRACTICE.
3. BACKFLOW PREVENTION (BFP) DEVICE MUST BE FROM APPROVED LIST OF CITY OF FORT LAUDERDALE PUBLIC UTILITIES.

2 BACKFLOW PREVENTER DETAIL
N.T.S.



3 WATER ISOMETRIC DETAIL
N.T.S.

SUBMITTALS:	
PHASE	DATE
SITE PLAN LEVEL 1	4.8.2022
PERMIT SET	10.25.2023

REVISIONS:

NO.	DESCRIPTION	DATE

PROJECT TEAM
PROFESSIONAL IN CHARGE

ADOLFO J. COTILLA, JR., AIA

REGISTRATION NUMBER AR-0008011

APPROVED BY _____

DESIGNED BY SRC

DRAWN BY GRD

CHECKED BY SRC




DESIGN CONSULTANT

Provident Park at Sistrunk Blvd
1412 NW 6TH STREET
FORT LAUDERDALE, FL 33311

SITE PLUMBING PLAN

SHEET TITLE



AAC001323+EB0004379+CGC010769
2937 W. Cypress Creek Rd., Suite 200
Fort Lauderdale, Florida 33309
Tel: 954.484.4000 • Fax: 954.484.5588
www.acaiarchitects.com
ARCHITECT OF RECORD

19-023 G04

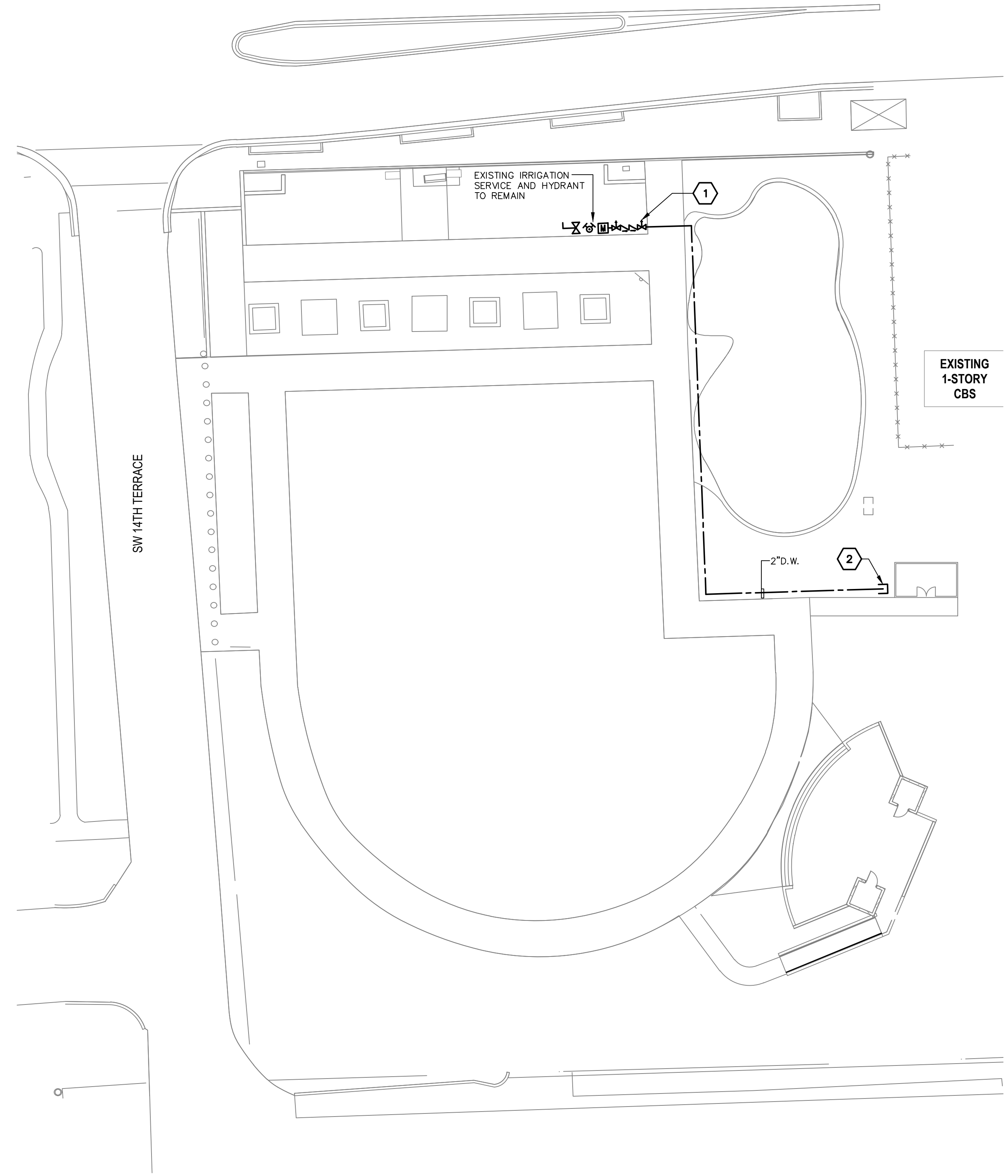
PROJECT NUMBER

SP-100

SHEET NUMBER
TO THE BEST OF MY KNOWLEDGE
AND ABILITY THESE PLANS ARE
COMPLETE AND COMPLY WITH THE
APPLICABLE BUILDING CODES.

COPYRIGHT 2020 BY ACAI ASSOC., INC.
Exhibit 1
Page 112 of 123

SISTRUNK BOULEVARD (N.W. 6TH STREET)



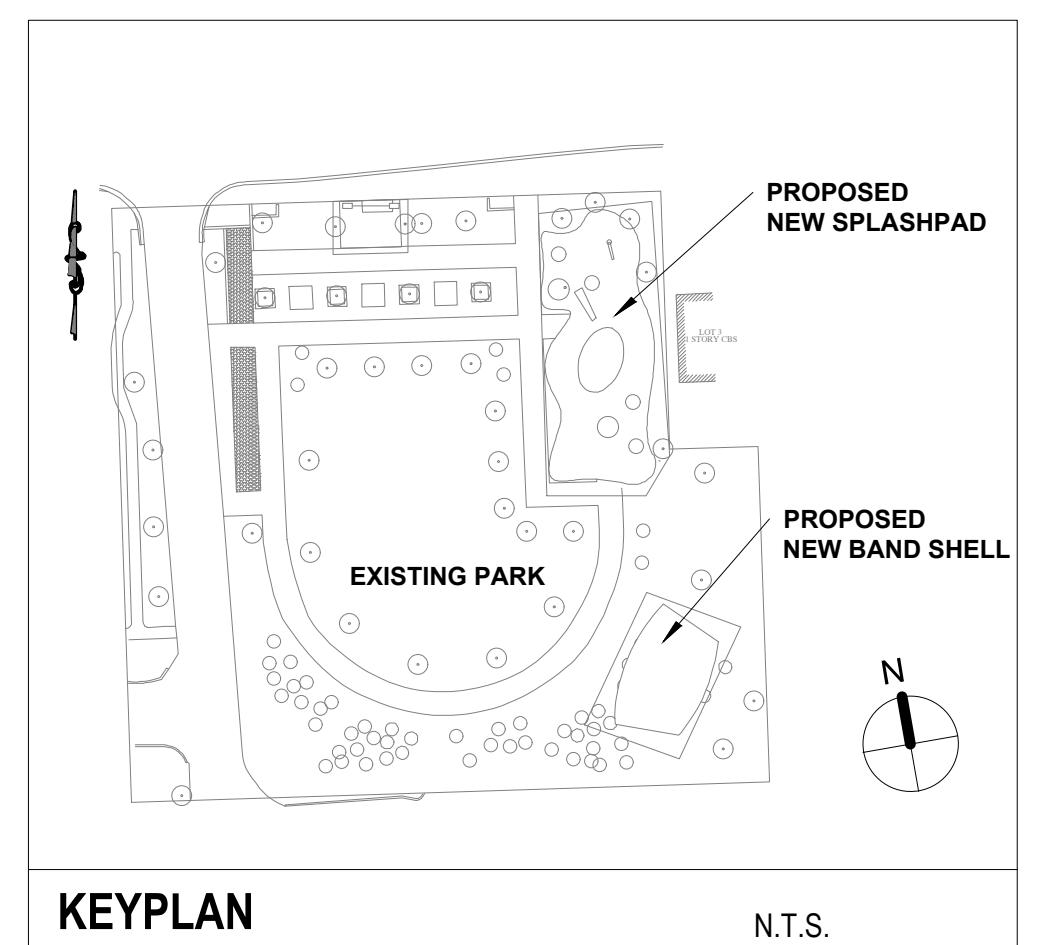
GENERAL PLUMBING NOTES

1. THESE GENERAL NOTES ARE APPLICABLE TO ALL PLUMBING DRAWINGS. REFER TO P-000 SHEET FOR LEGEND, SYMBOLS AND ABBREVIATIONS. REFER TO P-01 FOR SPECIFICATIONS AND PLUMBING SCHEDULES.
2. DRAWINGS ARE DIAGRAMMATIC AND SHOW GENERAL INTENT OF WORK. SEE DETAILS, SCHEDULES AND SPECIFICATIONS FOR ADDITIONAL INFORMATION.

PLUMBING KEY NOTES

- 1 PROVIDE NEW WATER METER, BACKFLOW DEVICE AND SHUT-OFF VALVE FOR NEW 2" WATER SERVICE FOR SPLASHPAD. COORDINATE WITH WATER COMPANY.
- 2 CAP WATER MAIN FOR EXTENSION TO SPLASHPAD EQUIPMENT BY OWNER VENDOR.

1 SITE PLUMBING PLAN
SCALE: 1"=20'-0"



00STRUCTURAL NOTES

- ELECTRONIC VERSIONS OF STRUCTURAL DRAWINGS ARE THE SOLE, COPYRIGHTED PROPERTY OF MUENGIERS, INC.
- ELECTRONIC VERSIONS OF DRAWINGS ARE NOT TO BE USED OR TRANSFERRED WITHOUT THE EXPRESS, WRITTEN PERMISSION OF MUENGIERS, INC.

01000-GENERAL

- STRUCTURAL DRAWINGS SHALL BE USED IN CONJUNCTION WITH JOB SPECIFICATIONS AND ARCHITECTURAL, MECHANICAL, ELECTRICAL, PLUMBING, AND SITE DRAWINGS.
- CONSULT THESE DRAWINGS FOR DEPRESSIONS, AND OTHER DETAILS NOT SHOWN ON STRUCTURAL DRAWINGS.
- DIMENSIONS AND CONDITIONS MUST BE VERIFIED IN THE FIELD. ANY DISCREPANCIES SHALL BE BROUGHT TO THE ATTENTION OF THE ENGINEER BEFORE PROCEEDING WITH THE AFFECTED PART OF THE WORK.
- DO NOT SCALE DRAWINGS TO OBTAIN DIMENSIONAL INFORMATION.
- NOTES, TYPICAL DETAILS AND SCHEDULES APPLY TO ALL STRUCTURAL WORK UNLESS OTHERWISE NOTED. FOR CONDITIONS NOT SPECIFICALLY SHOWN PROVIDE DETAILS OF A SIMILAR NATURE. VERIFY APPLICABILITY BY SUBMITTING SHOP DRAWINGS FOR REVIEW.
- AT ALL TIMES THE CONTRACTOR SHALL BE SOLELY RESPONSIBLE FOR THE CONDITIONS OF THE JOBSITE INCLUDING SAFETY OF PERSONS AND PROPERTY. MUENGIERS HAS NO RESPONSIBILITY FOR THE ADDITION OF NECESSARY SHORING, SHEETING, TEMPORARY BRACING, GUYS OR TIEDOWNS.
- THE CONTRACTOR IS SOLELY RESPONSIBLE FOR INITIATING, MAINTAINING AND SUPERVISING ALL SAFETY PRECAUTIONS AND PROGRAMS IN CONNECTION WITH THE WORK. THE ENGINEER OF RECORD IS NOT RESPONSIBLE FOR ANY MEANS AND METHODS OF CONSTRUCTION OR FOR ANY RELATED SAFETY PRECAUTIONS OR PROGRAMS.

01000-DESIGN LOADS:

- THE STRUCTURE HAS BEEN DESIGNED IN ACCORDANCE WITH THE 2020 FLORIDA BUILDING CODE, AND APPLICABLE REFERENCE STANDARDS SUCH AS BUT NOT LIMITED TO ASCE 7-16.
- ALL VERTICAL LOADS ARE LOCATED ALONG ACCESSIBLE FLOOR AREAS AND SEPARATING SLABS PLACED AT DIFFERENT ELEVATIONS WHEN POSITIONED WITHIN 3'-6" FROM FINISHED FLOOR ELEVATION SHALL, IN ADDITION TO ALL OTHER APPLICABLE LOADS BE DESIGNED AS A GUARDRAIL, (FOLLOWING GUIDELINES OF THE FLORIDA BUILDING CODE); THIS INCLUDES FLOWING, CLOVERS, CURTAIN WALLS, STAIRS, ELEVATORS, ETC.
- THE FOLLOWING SUPERIMPOSED LOADINGS HAVE BEEN UTILIZED:
 - ROOF:**
 - LIVE LOAD 20 psf
 - DEAD LOAD 20 psf
 - DEAD LOAD (AVAILABLE TO RESIST UPLIFT) 2 psf
 - STAGE AREA:**
 - LIVE LOAD 150 psf
 - DEAD LOAD 20 psf
 - WIND:**
 - ASCE 7-16
 - ENCLINED BUILDING
 - DIRECTIONALITY FACTOR Kd=0.85
 - BROWARD COUNTY RISK CATEGORY II
 - ULTIMATE DESIGN WIND SPEED Vult=170 MPH (3-SECOND GUST)
 - NOMINAL DESIGN WIND SPEED Vass=132 MPH (3-SECOND GUST)

01000-SPECIAL INSPECTIONS:

- SPECIAL INSPECTION OF THE CONSTRUCTION IS REQUIRED BY THE STATE OF FLORIDA IN ACCORDANCE WITH CHAPTER 553 OF THE FLORIDA STATUTES.

01000-REPORTS OF TESTING AND INSPECTION:

- TESTING REPORTS FOR STRUCTURAL ITEMS AS REQUIRED WITHIN THESE DOCUMENTS AND WITHIN THE SPECIFICATIONS SHALL BE SUBMITTED TO THE ENGINEER OF RECORD IN A TIMELY MANNER IN ELECTRONIC FORMAT.
- REPORTS OF INSPECTION SHALL BE SUBMITTED TO ENGINEER OF RECORD ON A WEEKLY BASIS AND REPORTS CONTAINING INFORMATION ON NONCONFORMING INSTALLATIONS SHALL BE COPIED TO THE ENGINEER OF RECORD IMMEDIATELY.

01000-SHOP DRAWING REVIEW

- SHOP DRAWINGS SHALL BE SUBMITTED IN ELECTRONIC PDF FORMAT ONLY.
- PRINTED PAPER COPIES WILL NOT BE REVIEWED AND RETURNED WITHOUT MUENGIERS' REVIEW.
- SHOP DRAWING SUBMITTALS ARE REQUIRED FOR ALL FRAMING SHOWN ON THESE DRAWINGS INCLUDING, BUT NOT LIMITED TO: CONCRETE MIXES, CONCRETE AND MASONRY REINFORCING, STRUCTURAL STEEL AND CONNECTIONS, STEEL DECK.
- ELECTRONIC VERSIONS OF STRUCTURAL DRAWINGS ARE THE SOLE, COPYRIGHTED PROPERTY OF MUENGIERS, INC. ELECTRONIC VERSIONS OF DRAWINGS ARE NOT TO BE USED OR TRANSFERRED WITHOUT THE EXPRESS, WRITTEN PERMISSION OF MUENGIERS, INC. USERS WILL SIGN A RELEASE.
- SHOP DRAWINGS WILL BE REVIEWED FOR GENERAL COMPLIANCE WITH THE DESIGN INTENT OF THE CONTRACT DOCUMENTS ONLY.
- IT SHALL BE THE RESPONSIBILITY OF THE CONTRACTOR TO VERIFY COMPLIANCE WITH THE CONTRACT DOCUMENTS AS TO QUANTITY, LENGTH, ELEVATIONS, DIMENSIONS, CONSTRUCTION METHODS, DIMENSIONING, OTHER TRADE REQUIREMENTS ETC. PRIOR TO SUBMITTAL TO THE ARCHITECT/ENGINEER.
- DRAWINGS WITHOUT CONTRACTOR'S APPROVAL STAMP AND WHICH HAVE NOT BEEN REVIEWED BY THE CONTRACTOR WILL BE RETURNED WITHOUT MUENGIERS' REVIEW.
- MUENGIERS RESERVES A TWO-WEEK SHOP DRAWING REVIEW TIME (FROM THE DATE OF RECEIPT).
- IN CASES OF A CONFLICT, IDENTIFICATION PRESENTED ON STRUCTURAL DRAWINGS SHALL TAKE PRECEDENCE OVER THAT WITHIN SHOP DRAWINGS, UNLESS SPECIFICALLY NOTED BY MUENGIERS IN WRITING.
- THROUGH THE PROCESS OF A CURSORY REVIEW, MUENGIERS ASSUMES NO RESPONSIBILITY FOR DIMENSIONS, QUANTITIES, ERRORS OR OMISSIONS, ANY ERRORS OR OMISSIONS IRRESPECTIVE OF MUENGIERS' COMMENTS OR DURATION OF THE REVIEW SHALL BE THE RESPONSIBILITY OF AND MUST BE CORRECTED BY THE CONTRACTOR AT NO ADDITIONAL SERVICE CHARGE EVEN IF SUCH WORK WAS DONE IN ACCORDANCE WITH THE SHOP DRAWINGS.
- CHANGES AND ADDITIONS MADE ON RE-SUBMITTALS SHALL BE CLEARLY FLAGGED AND NOTED. THE PURPOSE OF THE RE-SUBMITTALS SHALL BE CLEARLY NOTED ON THE LETTER OF TRANSMITTAL. REVIEW WILL BE LIMITED TO THE FLAGGED AND NOTED ITEMS CAUSING THE RE-SUBMITTAL.

01000-SHOP DRAWINGS FOR SPECIALTY ENGINEERED PRODUCTS:

- SHOP DRAWINGS SHALL BE SUBMITTED IN ELECTRONIC PDF FORMAT ONLY.
- PRINTED PAPER COPIES WILL NOT BE REVIEWED AND RETURNED WITHOUT MUENGIERS' REVIEW.
- THE FOLLOWING SYSTEMS AND COMPONENTS AS A MINIMUM REQUIRE FABRICATION AND ERECTION DRAWINGS PREPARED BY A DELEGATED ENGINEER RETAINED BY THE CONTRACTOR PROVIDING THE ELEMENTS AND / OR INSTALLATION OF SUCH:
 - STRUCTURAL STEEL CONNECTIONS
 - PREFABRICATED BUILDING SYSTEMS OF ANY MATERIAL SUCH AS STEEL, ALUMINUM, LIGHT GAUGE FRAMING, WOOD, ETC.
 - ANY TYPE OF FENCES AND PROPERTY WALL TYPE AND PREFABRICATED PRIVACY WALL SYSTEMS
 - ANY OTHER COMPONENTS INDICATED ON THE DRAWINGS AS EITHER 'NOT DESIGNED BY MUENGIERS' OR 'DESIGNED BY OTHER'
 - PLAYGROUND EQUIPMENT AND FOUNDATIONS FOR SUCH
- DELEGATED DESIGNER SHALL POSSESS CURRENT PROFESSIONAL LICENSURE IN THE LOCALITY OF THE PROJECT AND SHALL MAINTAIN MINIMUM LIABILITY INSURANCE COVERAGE OF \$1,000,000.

010005-SHOP DRAWINGS FOR SPECIALTY ENGINEERED PRODUCTS:

- SUBMITTALS SHALL CLEARLY IDENTIFY THE SPECIFIC PROJECT AND APPLICABLE CODES, LIST THE DESIGN CRITERIA, AND SHOW ALL DETAILS AND PLANS NECESSARY FOR PROPER FABRICATION AND INSTALLATION.
- CALCULATIONS AND SHOP DRAWINGS SHALL IDENTIFY SPECIFIC PRODUCT UTILIZED.
- GENERAL PRODUCTS WILL NOT BE ACCEPTED.
- SHOP DRAWINGS AND CALCULATIONS SHALL BE PREPARED UNDER THE DIRECT SUPERVISION AND CONTROL OF THE DELEGATED ENGINEER.
- SHOP DRAWINGS AND CALCULATIONS REQUIRE THE SEAL, DATE AND SIGNATURE OF THE DELEGATED ENGINEER.
- DRAWINGS PREPARED SOLELY TO SERVE AS A GUIDE FOR FABRICATION AND INSTALLATION (SUCH AS REINFORCING STEEL, SHOP DRAWINGS OR STRUCTURAL STEEL ERECTION DRAWINGS) AND REQUIRING NO ENGINEERING DO NOT REQUIRE THE SEAL OF A DELEGATED ENGINEER.
- CATALOG INFORMATION ON STANDARD PRODUCTS DOES NOT VERIFY THE SEAL OF A DELEGATED ENGINEER.
 - REVIEW OF SUBMITTALS BY MUENGIERS IS LIMITED TO THE FOLLOWING:
 - THAT THE SPECIFIED STRUCTURAL SUBMITTALS HAVE BEEN FURNISHED.
 - THAT THE STRUCTURAL SUBMITTALS HAVE BEEN SIGNED AND SEALED BY THE DELEGATED ENGINEER.
 - THAT THE DELEGATED ENGINEER HAS UNDERSTOOD THE DESIGN INTENT AND HAS USED THE SPECIFIED STRUCTURAL CRITERIA. (NO DETAILED CHECK OF CALCULATIONS WILL BE MADE).
 - THAT THE CONFIGURATION SET FORTH IN THE STRUCTURAL SUBMITTALS IS CONSISTENT WITH THE CONTRACT DOCUMENTS. (NO DETAILED CHECK OF DIMENSIONS OR QUANTITIES WILL BE MADE).
 - SUBMITTALS NOT MEETING THE ABOVE CRITERIA WILL NOT BE REVIEWED.

012300-CONTRACTOR PROPOSED CHANGES AND SUBSTITUTIONS:

- PROPOSED CHANGES OR SUBSTITUTIONS TO STRUCTURAL DETAILS OR PLANS SHALL BE SUBMITTED TO MUENGIERS FOR REVIEW AND APPROVAL.
- SUBMITTALS MUST CONTAIN FULL DOCUMENTATION OF CHANGES OR SUBSTITUTIONS WITH SUPPORTING, SEALED CALCULATIONS (WHERE APPLICABLE).
- THE REVIEW OF CHANGES AND SUBSTITUTIONS, RE-ANALYSIS AND/OR RE-DRAWING TO INCORPORATE CHANGES OR SUBSTITUTIONS INTO CONTRACT DOCUMENTS ARE ADDITIONAL SERVICES FOR THE CONTRACTOR.
- CONSTRUCTION COST REVISIONS ARE BETWEEN THE CONTRACTOR AND OWNER AND ARE NOT REVIEWED BY MUENGIERS.

31000-FOUNDATIONS:

- FOUNDATIONS HAVE BEEN DESIGNED IN ACCORDANCE WITH THE RECOMMENDATIONS OF THE FOLLOWING GEOTECHNICAL REPORT.
 - REPORT NO.: 330121601
 - PREPARED BY: LANGAN ENGINEERING AND ENVIRONMENTAL SERVICES, INC.
 - TITLED: GEOTECHNICAL ENGINEERING STUDY FOR PROVIDENT PARK REDEVELOPMENT NE 6TH STREET AND NW 14 TERRACE FT. LAUDERDALE, FL.
 - DATED: SEPTEMBER 12, 2023
- THIS REPORT SHALL BE CONSIDERED PART OF THE CONTRACT DOCUMENTS AND SEE THIS REPORT FOR COMPLETE GEOTECHNICAL RECOMMENDATIONS AND INSTALLATION PROCEDURES.
- ALL SITE PREPARATION, EXCAVATION WORK AND BACK FILL WORK IS TO BE PERFORMED IN STRICT ACCORDANCE WITH THE RECOMMENDATIONS OF THE GEOTECHNICAL REPORT AND THE SUBSURFACE INVESTIGATION.
- SOLLS SUPPORTING FOUNDATIONS SHALL BE INSPECTED AND APPROVED BY A LICENSED GEOTECHNICAL ENGINEER PRIOR TO FOUNDATION REBAR INSTALLATION AND PLACING OF CONCRETE.
- THE GEOTECHNICAL ENGINEER SHALL ISSUE AN APPROVAL IN WRITING INDICATING THAT THE SOIL HAS BEEN PREPARED IN ACCORDANCE WITH THE GEOTECHNICAL REPORT AND IS ADEQUATE TO SAFELY SUSTAIN 2500 PSF AND HAS A MINIMUM SUBGRADE MODULUS OF 150 POUNDS PER CUBIC INCH.
- ALL SOIL BEARING SURFACES SHALL BE INSPECTED AND APPROVED BY A GEOTECHNICAL ENGINEER IMMEDIATELY PRIOR TO THE PLACEMENT OF CONCRETE.
- SOLLS SUPPORTING SIDEWALK SLABS, THE SHEET PILE INSTALLATION AND PRECAST PILE INSTALLATION SHALL BE INSPECTED AND APPROVED BY A LICENSED GEOTECHNICAL ENGINEER DURING INSTALLATION.
- THE GEOTECHNICAL ENGINEER SHALL ISSUE AN APPROVAL IN WRITING INDICATING THAT THE SOIL HAS BEEN PREPARED AND THAT THE SHEET PILES AND PRECAST PILES HAVE BEEN INSTALLED IN ACCORDANCE WITH THE GEOTECHNICAL REPORT.
- PROVIDE DOWELS IN FOUNDATIONS FOR ALL WALLS, COLUMNS, AND SHEAR WALLS OF SAME NUMBER, SIZE AND LAYOUT AS THE VERTICAL REINFORCEMENT ABOVE. U.N.C.
- PROVIDE WATER STOPS IN ALL VERTICAL CONSTRUCTION JOINTS IN BASEMENT WALLS.
- SLABS ON GROUND SHALL BE PLACED ON SELECT GRANULAR FILL COMPACTED TO 95 PERCENT MODIFIED PROCTOR MAXIMUM DRY DENSITY (ASTM D1557)
- NO BACKFILL SHALL BE PLACED AGAINST FOUNDATION WALLS UNLESS SUPPORTING SLABS ARE IN PLACE AND SET OR THE WALLS ARE ADEQUATELY BRACED.
- DEWATERING OF THE SITE DURING CONSTRUCTION IS THE SOLE RESPONSIBILITY OF THE CONTRACTOR. PRECAUTIONS SHALL BE TAKEN BY THE CONTRACTOR NOT TO UNDERMINE EXISTING FOUNDATIONS. METHOD OF DEWATERING AND CALCULATIONS FOR THE APPROPRIATE SYSTEM ARE THE SOLE RESPONSIBILITY OF THE CONTRACTOR.

030001-CONCRETE

- CONCRETE
 - SHALL BE PER AN APPROVED MIX DESIGN AS INDICATED IN THE CONCRETE SCHEDULE.
 - THE GC SHALL PROVIDE A SHOP DRAWINGS / SUBMITTALS AND FOLLOW ALL ADMIXTURE MANUFACTURERS' REQUIREMENTS FOR MIXING, INSTALLATION AND TESTING, INCLUDING COORDINATING THE REQUIRED TEST CYLINDERS.
 - CONCRETE SHALL BE PLACED AND CURED ACCORDING TO ACI STANDARDS AND SPECIFICATIONS.
 - SUBMIT PROPOSED MIX DESIGN WITH RECENT FINE CYLINDER OR LAB TESTS FOR REVIEW PRIOR TO USE.
 - MIX SHALL BE UNIQUELY IDENTIFIED BY MIX NUMBER OR OTHER POSITIVE IDENTIFICATION.
 - MIX SHALL MEET THE REQUIREMENTS OF ASTM C33 FOR COARSE AGGREGATE.
 - CONCRETE SHALL COMPLY WITH THE REQUIREMENTS OF ASTM STANDARD C94 FOR MEASURING, MIXING, TRANSPORTING, ETC.
 - MIX DESIGN SUBMITTALS FOR EXPOSED CONCRETE COMPONENTS AND CALL CONCRETE SLABS MUST HIGHLIGHT THE INCLUSION OF BARRIER ONE ADMIXTURE.
 - THE GC SHALL MUST FOLLOW ALL ADMIXTURE MANUFACTURING REQUIREMENTS FOR MIXING, INSTALLATION AND TESTING, INCLUDING COORDINATING THE REQUIRED TEST CYLINDERS.
 - CONCRETE TICKETS SHALL BE TIME STAMPED WHEN CONCRETE IS BATCHED.
 - THE MAXIMUM TIME ALLOWED FROM THE TIME THE MIXING WATER IS ADDED UNTIL IT IS DEPOSITED IN ITS FINAL POSITION SHALL NOT EXCEED ONE AND ONE HALF (1-1/2) HOURS.
 - IF FOR ANY REASON THERE IS A LONGER DELAY THAN THAT STATED ABOVE, THE CONCRETE SHALL BE DISCARDED.
 - IT SHALL BE THE RESPONSIBILITY OF THE TESTING LAB TO NOTIFY THE OWNER'S REPRESENTATIVE AND THE CONTRACTOR OF ANY NONCOMPLIANCE WITH THE ABOVE.
 - SLABS SHALL BE CURED USING A DISSIPATING CURING COMPOUND MEETING ASTM STANDARD C109 TYPE 1-B AND SHALL HAVE A FUGITIVE DYE. THE COMPOUND SHALL BE PLACED AS SOON AS THE FINISHING IS COMPLETED OR AS SOON AS THE WATER HAS LEFT THE UNFINISHED CONCRETE. SCUFFED OR BROKEN AREAS IN THE CURING MEMBRANE SHALL BE RECOATED DAILY. CALCIUM CHLORIDES SHALL NOT BE UTILIZED. OTHER ADMIXTURES MAY BE USED ONLY WITH THE APPROVAL OF THE ENGINEER.
 - CONCRETE SHALL INCLUDE A WRITTEN DESCRIPTION INDICATING WHERE EACH PARTICULAR MIX IS TO BE PLACED WITHIN THE STRUCTURE.
 - IF ACCEPTED, PEA ROCK PUMP MIX USE IS LIMITED TO VERTICAL ELEMENT POURED AND BEAM POURS LESS THAN 60 LINEAL FEET PER POUR.
 - CONCRETE DESIGN MIX SUBMITTALS SHALL INCLUDE TESTED, STATISTICAL BACK-UP DATA AS PER CHAPTER 5 OF ACI 318.

030001-CONCRETE

- CONCRETE TESTING:
 - AN INDEPENDENT TESTING LABORATORY SHALL PERFORM THE FOLLOWING TESTS ON CAST IN PLACE CONCRETE:
 - ASTM C143 "STANDARD TEST METHOD FOR SLUMP OF PORTLAND CEMENT CONCRETE." MAXIMUM SLUMP SHALL BE AS INDICATED IN THE CONCRETE TABLE.
 - ASTM C39 "STANDARD TEST METHOD FOR COMPRESSIVE STRENGTH OF CYLINDRICAL CONCRETE SPECIMENS." A SEPARATE TEST SHALL BE CONDUCTED FOR EACH CLASS. FOR EVERY 50 CUBIC YARDS (OR FRACTION THEREOF), PLACED PER DAY. REQUIRED CYLINDER(S) QUANTITIES AND TEST AGE AS FOLLOWS:
 - 1 AT 3 DAYS
 - 1 AT 7 DAYS
 - 2 AT 28 DAYS
 - ONE ADDITIONAL RESERVE CYLINDER TO BE TESTED UNDER THE DIRECTION OF THE DELEGATED ENGINEER.
 - IF THE SPECIFIED STRENGTH IS ACHIEVED, THE ADDITIONAL CYLINDER(S) MAY BE DISCARDED.
- REINFORCING STEEL:
 - SHALL BE ASTM A615 GRADE 60 DEFORMED BARS, FREE FROM OIL, SCALE AND RUST AND APPROVED IN ACCORDANCE WITH THE STRUCTURAL BEAMING DIAGRAM AND PLACING DETAILS OF ACI STANDARDS AND SPECIFICATIONS.
 - SECURE APPROVAL OF SHOP DRAWINGS PRIOR TO COMMENCING FABRICATION.
- CORROSION RESISTANT REINFORCING STEEL:
 - TOP BARRED AREAS SUCH AS BALCONIES AND AS SHOWN ON STRUCTURAL PLANS SHALL BE GALVANIZED ACCORDING TO ASTM A1035.
 - WELDS WIRE FABRIC.
 - TO CONFORM TO ASTM A-185, FLOOR PLACING, STEEL AND RUST AND PLACED IN ACCORDANCE WITH THE TYPICAL OIL SCALE DETAILS OF ACI STANDARDS AND SPECIFICATIONS. MINIMUM LAP SHALL BE PLUS TWO INCHES. USE OF FLAT MANUFACTURED SHEETS IS RECOMMENDED.
- CONSTRUCTION JOINTS:
 - LOCATION OF ALL CONSTRUCTION JOINTS NOT SHOWN IN DRAWINGS SHALL BE SUBMITTED TO MUENGIERS, INC. FOR APPROVAL PRIOR TO DETAILING OF REINFORCING.
 - ALL CONSTRUCTION JOINTS SHALL BE CLEARLY SHOWN IN REBAR DETAIL DRAWINGS.
 - MUENGIERS, INC. MAY REQUIRE ADDITIONAL REINFORCING AT CONSTRUCTION JOINTS.
 - ALTERNATE OR ADDED CONSTRUCTION JOINT LOCATIONS ARE ACCEPTABLE ONLY AS A CHANGE ORDER, WHICH WILL INCLUDE ENGINEERING CHARGES BY THE ENGINEER OF RECORD FOR REDESIGN OF THE STRUCTURE, SHORING, ETC.
- POST-INSTALLED ANCHORS:
 - POST-INSTALLED ANCHORS SHALL ONLY BE USED WHERE SPECIFIED ON THE DRAWINGS.
 - CONTRACTOR SHALL OBTAIN APPROVAL FROM ENGINEER OF RECORD PRIOR TO USING POST-INSTALLED ANCHORS FOR MISSING OR MISPLACED CAST-IN-PLACE ANCHORS.
 - CARE SHALL BE GIVEN TO AVOID CONFLICTS WITH EXISTING REBAR AND POST TENSIONING STRANDS WHEN DRILLING HOLES. HOLES SHALL BE DRILLED AND CLEANED IN STRICT ACCORDANCE WITH THE MANUFACTURER'S INSTRUCTIONS.
 - UNLESS SPECIFIED OTHERWISE, ANCHORS SHALL BE EMBEDDED IN THE APPROPRIATE SUBSTRATE WITH A MINIMUM EMBEDMENT OF 8 TIMES THE NOMINAL ANCHOR DIAMETER OR THE EMBEDMENT REQUIRED TO SUPPORT THE INTENDED LOAD.
 - THE ANCHORS SHALL BE INSTALLED PER THE MANUFACTURER'S INSTALLATION INSTRUCTIONS AT NOT LESS THAN MINIMUM EDGE DISTANCE AND/OR SPACINGS INDICATED IN THE MANUFACTURER'S LITERATURE.
 - SUBSTITUTION REQUESTS, FOR PRODUCTS OTHER THAN THOSE LISTED BELOW, SHALL BE SUBMITTED TO THE ENGINEER WITH CALCULATIONS THAT ARE PREPARED & SEALED BY A REGISTERED PROFESSIONAL ENGINEER SHOWING THAT THE SUBSTITUTED PRODUCT WILL ACHIEVE AN EQUIVALENT CAPACITY USING THE APPROPRIATE DESIGN PROCEDURE REQUIRED BY THE BUILDING CODE.
 - ACCEPTABLE PRODUCTS ARE:
 - EXPANSION ANCHORS FOR NON-CRACKED CONCRETE ONLY:
 - WEDGE-ALL (WA), BY SIMPSON STRONG-TIE
 - KWIK BOLT 3, BY HILTI
 - CRACKED CONCRETE MECHANICAL ANCHORS:
 - STRONG-BOLT (STB), BY SIMPSON STRONG-TIE
 - KWIK BOLT (T), BY HILTI
 - SCREW ANCHORS:
 - TITEN HD (T), BY SIMPSON STRONG-TIE
 - HUSH-H, BY HILTI
 - ADHESIVE ANCHORS FOR ANCHORING INTO SOLID BASE MATERIAL (ACRYLIC-10 (AT))
 - SET EPOXY-TIE (SETI) WITH RETROFIT BOLTS (RFB), BY SIMPSON STRONG-TIE
 - HIT RE 500, BY HILTI
 - ADHESIVE ANCHORS FOR ANCHORING INCLUDING INTO HOLLOW BASE MATERIAL (CONTACT ENGINEER OF RECORD)
- CONCRETE FORMWORK AND SHORING INCLUDING BUT NOT LIMITED TO CONCRETE SLABS AND BEAMS:
 - DESIGN, ERECTION AND REMOVAL OF ALL FORMWORK, SHORES AND RESHORES SHALL MEET REQUIREMENTS SET FORTH IN ACI STANDARDS 347 AND 301.
 - SHORING DRAWINGS SHALL BE SUBMITTED FOR ALL ELEVATED STRUCTURAL COMPONENTS, INCLUDING BUT NOT LIMITED TO BEAMS AND SLABS, FOR REVIEW AND APPROVAL BY THE ARCHITECT/ENGINEER.
 - SHOP DRAWINGS SHALL BE SIGNED AND SEALED BY A FLORIDA REGISTERED PROFESSIONAL ENGINEER.
 - DRAWINGS SHALL CLEARLY INDICATE LOADS USED IN THE DESIGN AS WELL AS SEQUENCING AND TIMING RELATING TO ALL SHORING AND RE-SHORING WORK.
 - NO ELEVATED WORK SHALL BE ALLOWED TO PROCEED WITHOUT A PRIOR APPROVAL OF THE SUBMITTAL.
 - UNLESS NOTED OTHERWISE ON THE STRUCTURAL DRAWINGS, FORMS SHALL NOT BE REMOVED PRIOR TO STRUCTURAL CONCRETE REACHING A MINIMUM OF TWO (TWO) BIRTS (COLUMNS) OR THREE-QUARTERS (BEAMS AND SLABS) OF ITS SPECIFIED 28-DAY COMPRESSIVE STRENGTH.
 - RE-SHORING FOR SLABS AND BEAMS SHALL REMAIN IN PLACE FOR A MINIMUM OF 14 DAYS FOLLOWING PLACEMENT OF CONCRETE.
 - DELEGATED SHORING ENGINEER OR AN AUTHORIZED REPRESENTATIVE SHALL BE REQUIRED TO INSPECT ERECTED SHORING TO ENSURE AS-BUILD CONDITIONS REFLECT THE DESIGN INTENT.
 - DELEGATED ENGINEER SHALL BE REQUIRED TO PROVIDE SIGNED AND SEALED WRITTEN REPORTS PRIOR TO ALL CONCRETE POURS VERIFYING THAT THE WORK WAS OBSERVED TO BE IN COMPLIANCE WITH THE DRAWINGS.
- PENETRATIONS:
 - THE CONTRACTOR SHALL VERIFY THE DIMENSIONS AND LOCATIONS OF ALL OPENINGS, PIPE SLEEVES, ETC. AS REQUIRED BY ALL TRADES, BEFORE THE CONCRETE IS POURED. THE CONTRACTOR SHALL CONSULT THE ARCHITECTURAL, MECHANICAL, AND ELECTRICAL DRAWINGS, AS WELL AS THE STRUCTURAL DRAWINGS FOR THE LOCATION, NUMBER, AND SIZE OF ALL OPENINGS, SLEEVES, ETC. HOWEVER, OPENINGS NOT SHOWN ON THE STRUCTURAL DRAWINGS SHALL BE INSTALLED ONLY AFTER APPROVAL BY MUENGIERS, INC.
 - NO PENETRATIONS SHALL BE MADE IN ANY STRUCTURAL MEMBERS OTHER THAN THOSE LOCATED ON THE STRUCTURAL DRAWINGS WITHOUT PREVIOUS APPROVAL OF THE ENGINEER.
 - CONTRACTOR SHOULD SUBMIT SLAB DRAWINGS INDICATING ANY CONCENTRATION OF PIPES, OPENINGS OR PENETRATIONS NOT SHOWN ON THE STRUCTURAL DRAWINGS PRIOR TO CONCRETE POURS.

030001-CONCRETE

- PLUMBING SLEEVES:
 - SLEEVE LOCATIONS AND SIZES MUST BE APPROVED BY THE ENGINEER PRIOR TO PLACEMENT.
 - MINIMUM SLEEVE SPACING SHALL BE THREE DIAMETERS CENTER TO CENTER OF THE LARGER SLEEVE OR 6" CLEAR BETWEEN SLEEVES, WHICHEVER IS GREATER.
 - SLEEVES OR GROUPS OF SLEEVES 16 INCH IN DIAMETER AND LARGER SHALL BE TREATED AS A SLAB OPENING AND REINFORCED PER TYPICAL OPENING REINFORCING DETAILS.
- EMBEDDED CONDUITS:
 - CONDUITS MUST NOT BE LOCATED WITHOUT ANY BEAMS, COLUMNS AND CONCRETE WALLS AND SLABS WITHOUT PRIOR WRITTEN APPROVAL BY MUENGIERS.
 - LOCATIONS AND SIZES OF ALL CONDUITS MUST BE APPROVED BY THE ENGINEER PRIOR TO PLACEMENT. WITHIN ANY STRUCTURAL COMPONENTS BEARING LOADS, CONDUITS SHALL BE PLACED IN THE MIDDLE THIRD OF THE MEMBER DEPTH OR THICKNESS.
 - MAXIMUM CONDUIT O.D. FOR SINGLE CONDUITS OR SUM OF O.D.'S FOR MULTIPLE CONDUITS THAT CROSS SHALL BE NO LARGER THAN ONE-THIRD THE SLAB DEPTH.
 - PARALLEL CONDUITS SHALL BE SPACED WITH A MINIMUM OF 3 DIAMETERS CLEAR.
 - CONDUITS SHALL BE A MINIMUM OF ONE DIAMETER AWAY FROM AND SHALL NOT INTERFERE WITH OR DISPLACE ANY TENDONS OR REINFORCING.
 - CONDUITS SHALL NOT OCCUR WITHIN COLUMN ZONES OR SLABS AND/OR TRANSFER GIRDERS.
 - CONDUIT PLACEMENT SHALL NOT IMPAIR THE STRENGTH OF THE CONSTRUCTION AS JUDGED BY THE ENGINEER.
 - EMBEDMENT OF PLUMBING PIPES AND ELECTRICAL CONDUITS IN STRUCTURAL BEAMS AND COLUMNS IS STRICTLY PROHIBITED.
- EXTRA STOCK:
 - THE CONTRACTOR SHALL INCLUDE IN HIS BID THE COST OF 5,000 POUNDS OF ADDITIONAL REINFORCING STEEL, INCLUDING FABRICATION, BENDING, FURNISHING AND INSTALLATION AS REQUIRED FOR USE AS DIRECTED BY THE DESIGN CONSULTANT, HIS AGENT OR BY THE OWNER'S CONSTRUCTION SUPERVISOR.

042000-REINFORCED MASONRY WALLS [SPECIAL INSPECTIONS REQUIRED]

- UNLESS OTHERWISE NOTED ON STRUCTURAL DRAWINGS OR SPECIFIED WITHIN THE FLORIDA BUILDING CODE, ALL MASONRY CONSTRUCTION SHALL CONFORM TO PROVISIONS OF TMS 402-16, TMS 602-16 AND 2020 FLORIDA BUILDING CODE SECTION 2122.

1. MATERIALS

- ALL CONCRETE BLOCK TO CONFORM TO ASTM C 90, GRADE N, TYPE II (NON-MOISTURE CONTROLLED) WITH A MINIMUM NET AREA COMPRESSIVE STRENGTH OF 1900 PSI (PRISM STRENGTH OF MASONRY WALL 1500 PSI).
- MORTAR SHALL BE TYPE "M" OR "S" WITH A MINIMUM 28-DAY COMPRESSIVE STRENGTH OF 2500 PSI (USE PORTLAND TYPE CEMENT AND MEET ASTM C-270).
- TESTING OF MORTAR SHALL CONFORM TO ASTM C 270.
- GROUT SHALL BE 2000 psi MINIMUM COMPRESSIVE STRENGTH AND MEET ASTM C 1019.
- GROUT SLUMP SHALL BE BETWEEN 8 AND 11 INCHES.
- TESTING OF GROUT SHALL CONFORM TO ASTM C 1019.
- AN APPROVED TESTING LABORATORY SHALL PERFORM TESTS OF GROUT AND MORTAR AT A RATE OF ONE PER EVERY 2000 SQUARE FEET OF WALL ERECTED.

2. INSTALLATION

- PROVIDE VERTICAL CONTROL JOINTS AT ALL WALLS AT A SPACING NOT TO EXCEED 24'-0", UNLESS NOTED OTHERWISE. CONTROL JOINTS TO BE DISCONTINUED AT HORIZONTAL BLOCK BEAMS AND THE BEAMS.
- PROVIDE FULL MORTAR BED AT THE FIRST COURSE OF BLOCK WALLS (ABOVE SUPPORTING SLAB, BEAM OR FOOTING) AND AT ALL COURSES OF PIERS, COLUMNS.
- ALL VERTICAL REINFORCEMENT, AS SPECIFIED ON PLANS, SHALL BE PLACED IN FULLY GROUTED CELLS.
- DOWELS SHALL BE PROVIDED TO ENSURE CONTINUITY OF REINFORCEMENT AT THE INTERSECTION ABOVE AND BELOW.
- PROVIDE HOOKED DOWELS IN FOOTINGS FOR VERTICAL REINFORCING ABOVE. SEE SCHEDULE FOR LAP SPACINGS.
- BLOCK CELLS SHALL BE GROUT FILLED WITH VERTICAL REINFORCING 4 FEET BARS AT CORNERS, INTERSECTIONS, EACH SIDE OF OPENINGS OVER 4 FEET WIDE, AND AS SPECIFIED BY THE CONSTRUCTION DOCUMENTS.
- DOWELS SHALL BE USED TO PROVIDE CONTINUITY INTO THE STRUCTURE ABOVE AND/OR BELOW, UNLESS NOTED OTHERWISE.
- USE METAL LATH, MORTAR, OR SPECIAL UNITS TO CONFINE CONCRETE AND GROUT TO AREA REQUIRED.
- MASONRY SHALL BE LAID IN RUNNING BOND PATTERN WITH 50 PERCENT OVERLAP BETWEEN COURSES SHALL BE INTERLOCKED WITH OVERLAPPING BOND UNLESS NOTED OTHERWISE.
- PROVIDE 9 GAGE GALVANIZED HORIZONTAL JOINT REINFORCING (DUR-O-R WALL OR ENGINEER APPROVED SUBSTITUTION) AT ALTERNATE REQUIREMENTS AT CONTROL JOINTS.
- IF REQUIRED, CONTROL JOINTS SHALL BE PROVIDED IN CONCRETE MASONRY CONSTRUCTION AT LOCATIONS INDICATED ON THE ARCHITECTURAL DRAWINGS. HORIZONTAL WALL REINFORCING SHALL BE STOPPED EACH SIDE OF CONTROL JOINTS. SEE ARCHITECTURAL DRAWINGS FOR SEALANT REQUIREMENTS AT CONTROL JOINTS.
- CELLS TO BE GROUT FILLED SHALL HAVE VERTICAL ALIGNMENT SUFFICIENT TO MAINTAIN A CLEAR, UNOBSTRUCTED, CONTINUOUS VERTICAL GROUT SPACE.
- PROVIDE CLEANOUT HOLES IN REINFORCED WALL CELLS AT BOTTOM OF EACH POU.
- CLEAN CELLS FREE OF MORTAR AND DEBRIS.
- THE CLEANOUTS SHALL BE SEALED BEFORE GROUTING OR DEBRIS INSPECTION, ANY OVERHANGING MORTAR OR OTHER OBSTRUCTION OR DEBRIS SHALL BE REMOVED FROM THE EXPOSING OF WALL.
- VERTICAL REINFORCEMENT SHALL BE HELD IN POSITION AT TOP AND BOTTOM AND AT INTERVALS NOT EXCEEDING 4 FEET.
- CELLS CONTAINING REINFORCEMENT SHALL BE FILLED SOLIDLY WITH GROUT.
- WHEN THE TOTAL GROUT POUR HEIGHT EXCEEDS 5 FEET IN HEIGHT, THE GROUT SHALL BE PLACED IN 4 FOOT LIFTS.
- GROUT SHALL BE CONSOLIDATED AT TIME OF PLACING BY VIBRATING AND RECONSOLIDATED LATER BY VIBRATING BEFORE PLASTICITY IS LOST.
- MINIMUM CELL DIMENSION SHALL BE IN ACCORDANCE WITH TABLE OF ACI 530.1 (3" X 3" FOR COARSE GROUT, 12 FT. MAXIMUM POUR HEIGHT).
- WHEN THE GROUTING IS STOPPED FOR ONE HOUR OR LONGER, HORIZONTAL CONSTRUCTION JOINTS SHALL BE MADE BY STOPPING THE POUR OF GROUT TO NOT LESS THAN 1-1/2 INCH BELOW THE TOP OF THE UPPERMOST UNIT GROUTED.
- PROVIDE GALVANIZED DOVETAIL ANCHORS AT ALTERNATE JOINTS IN ALL MASONRY WALLS ABUTTING CONCRETE COLUMNS. FASTEN EACH DOVETAIL TO CONCRETE WITH ONE 1-1/4 INCH DIAMETER SCREW ANCHOR (MIN. EMB. 1.25).
- ALL INFILL MASONRY WALLS TO BE ERECTED FOLLOWING REMOVAL OF ALL SHORING AND RE-SHORING.
- UNLESS SPECIFICALLY NOTED OTHERWISE, ALL PARTIAL-HEIGHT MASONRY WALLS (WALLS NOT TERMINATING ON THE UNDERSIDE OF SLAB OR BEAM) SHALL BE FINISHED WITH AN 8" X 8" CONCRETE CAP REINFORCED WITH (1) #4 E.F. (CONT.). VERTICAL REINFORCEMENT WITHIN SUCH WALLS SHALL EXTEND TO 2 1/2" BELOW TOP OF CONCRETE CAP.
- UNLESS SPECIFICALLY SHOWN AS PARTIAL HEIGHT, ALL MASONRY WALLS SHALL BE SPECIALLY TO EXTEND TO THE UNDERSIDE OF SLAB/BEAM OF THE FLOOR ABOVE. FINISH WITH AN 8" X 8" CONCRETE CAP REINFORCED WITH (1) #4 E.F. (CONT.). VERTICAL REINFORCEMENT CONTINUOUS THROUGH OR DEVELOPED INTO THE SLAB/BEAM.

3. SHOP DRAWINGS

- SUBMIT PROPOSED GROUT MIX DESIGN FOR REVIEW PRIOR TO USE. MIX DESIGN AND MIX SUBMITTALS SHALL INCLUDE TESTED, STATISTICAL BACK-UP DATA AS PER CHAPTER 5 OF ACI 318.
- CONCRETE DESIGN MIX SUBMITTALS SHALL INCLUDE TESTED, STATISTICAL BACK-UP DATA AS PER CHAPTER 5 OF ACI 318.

4. BEAMS:

- BEAMS WITH THE PREFIX "TB" SHALL BE OF CONCRETE, POURED AFTER THE BLOCK WALLS BELOW ARE IN PLACE.
- REINFORCING SHALL BE CONTINUOUS THROUGH THE BEAMS WITH MINIMUM LAP SPACINGS OF 48 BAR DIAMETERS AND BENT BARS AT CORNERS.
- USE METAL LATH, MORTAR, OR SPECIAL UNITS TO CONFINE CONCRETE TO AREA REQUIRED. IN ACCORDANCE WITH ACI 530.1 (SOLID METAL OR FELT CAVITY CAPS ARE PROHIBITED).

042000-REINFORCED MASONRY WALLS [SPECIAL INSPECTIONS REQUIRED]

- LINTELS:
 - UNLESS NOTED OTHERWISE ON THE DRAWINGS, CONCRETE LINTELS SPANNING OPENINGS UP TO 3'-4" IN WIDTH SHALL BE 8" X 8" WITH (1) #4 E. F. AT MID-DEPTH.
 - CONCRETE LINTELS SPANNING OPENINGS UP TO 7'-4" IN WIDTH SHALL BE 8" X 12" WITH (2) #5 TOP AND BOTTOM AND #3 AT 12" C/C STIRRUPS.
 - CONCRETE LINTELS SPANNING OPENINGS UP TO 12'-0" IN WIDTH SHALL BE 8" X 16" WITH (2) #6 TOP AND BOTTOM AND #3 AT 6" C/C STIRRUPS.
 - ALL LINTELS SHALL BEAR A MINIMUM OF 8" AT EACH END (12" FOR 16" DEEP LINTELS). PRECAST LINTELS SHALL BE NOTCHED AT ENDS IN ORDER TO FACILITATE PLACEMENT OF VERTICAL REINFORCEMENT IN MASONRY WALLS.
 - LINTELS ABUTTING CONCRETE COLUMNS OR WALLS SHALL BE CAST IN PLACE CONCRETE LINTELS.
 - PRECAST LINTELS SHALL BE DESIGNED FOR GRAVITY AND LATERAL LOADS AS PER THE LATEST EDITION OF THE FLORIDA BUILDING CODE.
 - SEE ARCHITECTURAL DRAWINGS FOR ANY MODIFICATION AT BOTTOM OF LINTELS.

051200-STRUCTURAL STEEL [SHOP DRAWINGS REQUIRED]:

- ROLLED SHAPES SHALL CONFORM TO ASTM A-572 OR A-992 GRADE 50 AND THE SPECIFICATION FOR DESIGN, FABRICATION AND ERECTION OF STRUCTURAL STEEL FOR BUILDINGS BY THE AMERICAN INSTITUTE OF STEEL CONSTRUCTION, INC.
- STRUCTURAL TUBING SHALL CONFORM TO ASTM A-500, GRADE B, TYPE E OR S.
- STRUCTURAL PIPE SHALL CONFORM TO ASTM A-53 GRADE B, Fy = 46 KSI, K51.
- BEAM CONNECTIONS TO TUBE COLUMNS SHALL BE A.I.S.C. THRU-PLATE TYPE UNLESS SHOWN OTHERWISE.
- BOLTS SHALL CONFORM TO ASTM A 325 OR ASTM M90. ANCHOR BOLTS SHALL CONFORM TO ASTM A 307 OR ASTM A 36 (THREAD ROD) (U.O.N.).
- MACHINE AND LAG BOLTS SHALL BE A-307 HOT DIPPED GALVANIZED WITH GALVANIZED WASHERS.
- SHEAR STUD CONNECTORS:
 - SHEAR STUD CONNECTORS SHALL BE FABRICATED AND INSTALLED IN ACCORDANCE WITH AWS D1.1 "STRUCTURAL WELDING CODE," SECTION 7 - STUD WELDING, WHERE STUDS ARE PART OF A COMPOSITE FLOOR SYSTEM. STUD WELDING SHALL BE AUTOMATIC WELDING EQUIPMENT ONLY.
 - HAND WELDING OF STUDS IS NOT ALLOWED.
 - STUDS SHALL BE TYPE B, HEADED STUDS HAVING A MINIMUM TENSILE STRENGTH OF 60,000 PSI, AND SHALL BE OF LENGTH AND DIAMETER SHOWN ON STRUCTURAL DRAWINGS.
- SHOP CONNECTIONS TO BE WELDED (UTILIZING E70XX ELECTRODES) AND FIELD CONNECTIONS TO BE BOLTED, UNLESS OTHERWISE NOTED ON STRUCTURAL DRAWINGS.
- BOLTED CONNECTIONS SHALL CONSIST OF MINIMUM TWO 3/4 INCH DIAMETER ASTM A-325-HIGH STRENGTH BOLTS.
- STRUCTURAL STEEL MEMBERS NOT DESIGNATED TO RECEIVE SPRAYED-ON FIREPROOFING NOR DESIGNATED AS GALVANIZED SHALL RECEIVE ONE SHOP COAT OF APPROVED PAINT.
- ALL STEEL ASSEMBLIES SHALL BE HOT/DIP GALVANIZED FOLLOWING FABRICATION. FASTENERS SHALL BE MECHANICALLY GALVANIZED.
- ALL FIELD WELDS AT GALVANIZED STEEL MEMBERS TO BE COATED WITH ZINC PAINT (ASTM A780).
- WHERE BEAMS ARE FRAMED INTO EMBEDS IN CONCRETE OR MASONRY CONSTRUCTION, THE CONTRACTOR SHALL CONSIDER THE EFFECT OF ROTATION OF THE BEAM AT THE POINT OF CONNECTION UNDER THE DEAD LOAD DURING CONSTRUCTION AND SHALL ACCOUNT FOR SUCH ROTATION IN THE DESIGN OF THE CONNECTION AND IN THE CONSTRUCTION SEQUENCE.
- FABRICATOR SHALL BE RESPONSIBLE FOR VISUAL INSPECTION OF ALL SHOP CONNECTIONS INCLUDING MISCELLANEOUS PLATE, ANGLE, ETC. SIZES), ALL SHOP FILLET WELDS AND ULTRASONIC INSPECTION OF ALL SHOP GROOVE WELDS.
- AT HISHER DISCRETION, PROJECT INSPECTOR MAY REQUEST A SIGNED AND SEALED LETTER FROM THE FABRICATOR'S SPECIALTY ENGINEER STATING SUCH TESTING/OBSERVATIONS WERE PERFORMED.
- AN APPROVED TESTING LABORATORY, RETAINED BY THE OWNER, SHALL PERFORM VISUAL INSPECTION OF ALL FIELD CONNECTIONS INCLUDING THAT OF MISCELLANEOUS STEEL SHAPES (SIZE, THICKNESS, LENGTH OF PLATES, ANGLES, ETC.), WELDS (SIZE, LENGTH, QUALITY, FIT-UP, PER 'AWS' PRE-QUALIFIED WELD GUIDELINES) AND FASTENERS (SIZE, TYPE, QUANTITY, SPACING).
- UPON COMPLETION OF SUCH INSPECTIONS THE LABORATORY SHALL ISSUE A WRITTEN SUMMARY LETTER, SIGNED AND SEALED BY A PROFESSIONAL ENGINEER REGISTERED IN THE STATE OF FLORIDA, STATING THAT ALL CONNECTIONS WITHIN AN INSPECTED AREA CONFORM TO THE PROJECT DRAWINGS AND SPECIFICATIONS.
- COST OF ANY ADDITIONAL MATERIALS AND FABRICATION REQUIRED DUE TO ERECTION AND/OR SAFETY (OSHA) ISSUES SHALL BE PROVIDED BY FABRICATOR AT NO ADDITIONAL COST.

19. WELDING:

- ALL WELDING SHALL BE PERFORMED IN ACCORDANCE WITH A.W.S.
- "STRUCTURAL WELDING CODE - STEEL" (ANSI/AWS D1.1).
- WELDING SHALL BE DONE BY WELDERS WITH CURRENT CERTIFICATION USING ASTM E70 SERIES ELECTRODE FOR SHOP WELDING A36 STEEL, AND E70 SERIES LOW HYDROGEN ELECTRODES FOR ALL WELDING OF HIGH STRENGTH STEEL AND FOR FIELD WELDING.
- WELDS SHOWN ON STRUCTURAL DRAWINGS ARE MINIMUM DESIGN REQUIREMENTS. THE FABRICATOR'S SHOP DRAWINGS SHALL REFLECT WELDS IN ACCORDANCE WITH AWS REQUIREMENTS.
- UNLESS NOTED OTHERWISE ON THE DRAWINGS, GROOVE WELDS SHALL BE FULL PENETRATION.
- PROVIDE FILLET WELDS AT CONTACT POINTS BETWEEN STEEL MEMBERS SUFFICIENT TO DEVELOP THE ALLOWABLE TENSILE STRENGTH OF THE SMALLER MEMBER AT THE JOINT UNLESS DETAILED OTHERWISE ON THE DRAWINGS.
- AN APPROVED TESTING LABORATORY, RETAINED BY THE OWNER, SHALL PERFORM VISUAL INSPECTION OF ALL FIELD FILLET WELDS AND ULTRASONIC INSPECTION OF ALL FIELD GROOVE WELDS. SEE SPECIFICATIONS FOR ADDITIONAL REQUIREMENTS.
- UPON COMPLETION OF SUCH INSPECTIONS THE LABORATORY SHALL ISSUE A WRITTEN SUMMARY LETTER, SIGNED AND SEALED BY A PROFESSIONAL ENGINEER REGISTERED IN THE STATE OF FLORIDA, STATING THAT ALL WELDS WITHIN AN INSPECTED AREA CONFORM TO THE AWS REQUIREMENTS.

053100-STEEL DECKING:

- ALL STEEL DECKING (AT ROOF AND ALL FLOORS, COMPOSITE AND NON-COMPOSITE) HAS BEEN DESIGNED TO ACT AS SHEAR DIAPHRAGMS. THE DECK PANELS ACT AS BRACING FOR THE BUILDING AND REMOVING ANY OF THE PANELS IS PROHIBITED. DECK FASTENERS USED AROUND FRAMED OPENINGS SHALL BE THE SAME AS, AND THEIR SPACING EQUAL TO OR CLOSER THAN, THE SPACING USED TO ATTACH THE DECK TO THE FRAME.
- STEEL ROOF DECKING:
 - METAL DECK SHALL CONFORM TO STEEL DECK INSTITUTE, AND BE DETAILED, FABRICATED AND ERECTED IN ACCORDANCE WITH SAME (LATEST EDITION).
 - SHALL BE GALVANIZED (G90) WIDE RIB STEEL ROOF DECK (WR) OF THE DEPTH AND GAGE AS NOTED ON PLANS AND SHALL CONFORM TO PROVISIONS OF THE STEEL DECK INSTITUTE (SDI) SPECIFICATIONS FOR NON-COMPOSITE STEEL FORM DECK.
 - SHALL BE EPIC METAL TORIS A 2 1/2" DEEP, 18 GAGE GALVANIZED (G90) CORRUGATED STEEL FORM DECK (SLABFORM) AND SHALL CONFORM TO PROVISIONS OF THE STEEL DECK INSTITUTE (SDI) SPECIFICATIONS FOR NON-COMPOSITE STEEL FORM DECK.
 - FRAME FASTENERS SHALL BE 3/4" PIDDLE WELDS SPACED AT 6" C/C FRAME FASTENERS OR FOR APPROVED EQUIVALENT.
 - SIDELAP FASTENERS SHALL BE #10 TIE SCREWS AT 6" C/C OR EOR APPROVED EQUAL.

RICARDO A. MADRIZ
FL P.E. # 68444
OCTOBER 30, 2023

RICARDO A. MADRIZ, STATE OF FLORIDA,
PROFESSIONAL ENGINEER, LICENSE NO. 68444

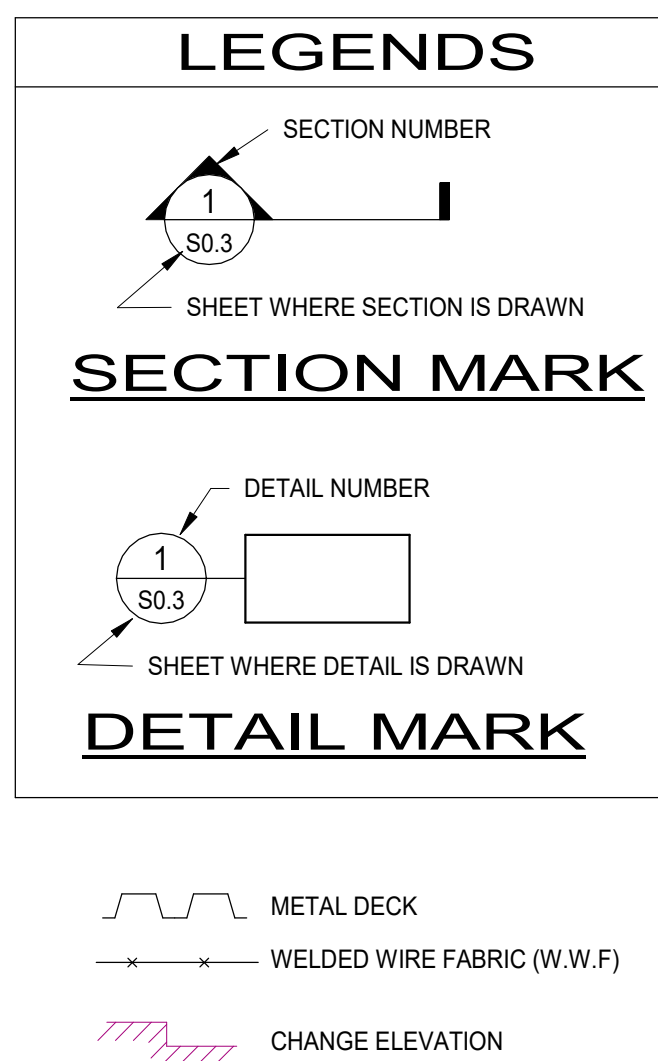
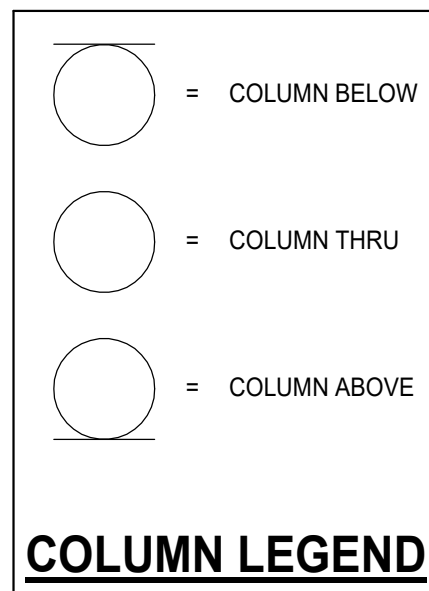
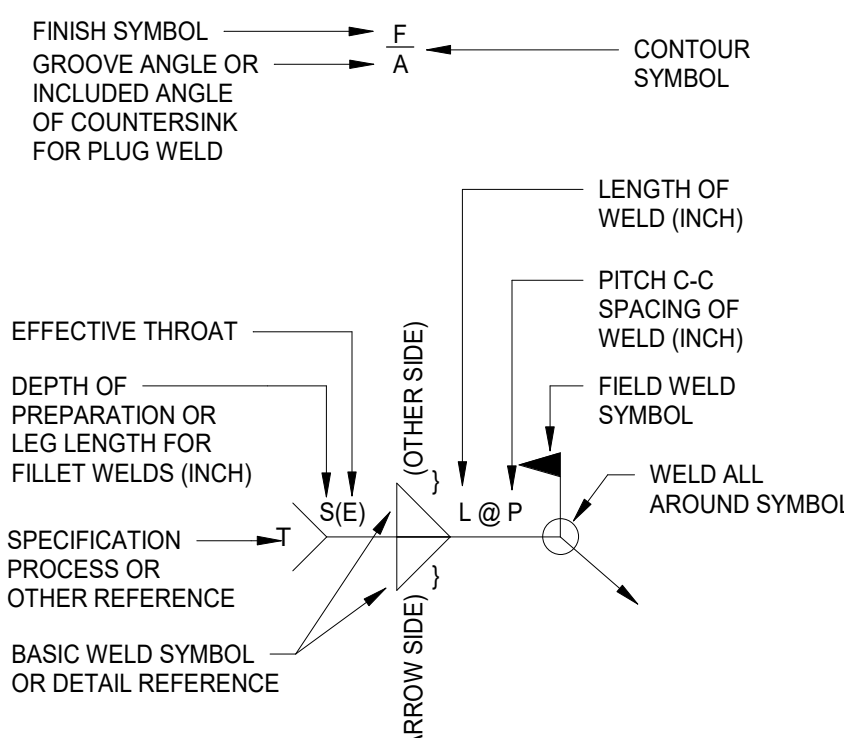
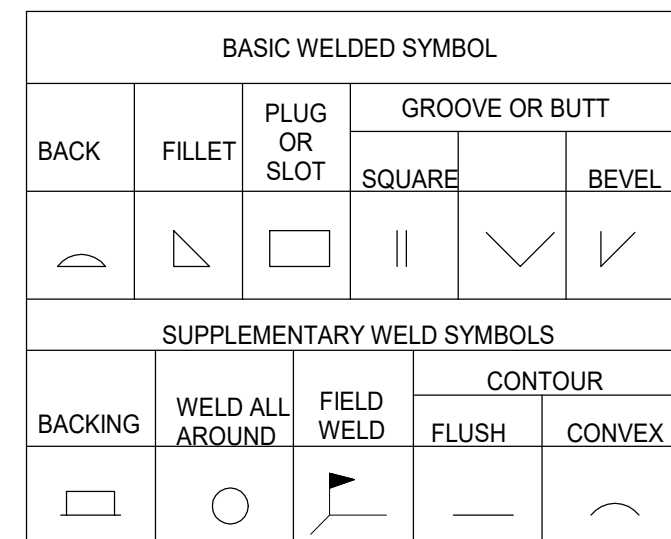
THIS ITEM HAS BEEN ELECTRONICALLY SIGNED AND SEALED BY RICARDO A. MADRIZ, P.E. ON THE DATE INDICATED HERE USING A SHA AUTHENTICATION CODE/

PRINTED COPIES OF THIS DOCUMENT ARE

ABBREVIATIONS:
THE FOLLOWING ABBREVIATIONS MAY BE USED IN THE DRAWINGS.

ABV. ABOVE	LSLT LONG-SLOTTED HOLE TRANSVERSE
ADDL. ADDITIONAL	LSV LONG SIDE VERTICAL
AESS ARCHITECTURAL EXPOSED STRUCTURAL STEEL	M MOMENT
AISC AMERICAN INSTITUTE OF STEEL CONSTRUCTION	MAS MASONRY
ALT ALTERNATE	MC MOMENT CONNECTION
ANSI AMERICAN NATIONAL STANDARDS INSTITUTE	MFR MANUFACTURER
APPROX APPROXIMATE	MH HORIZONTAL MOMENT
AR ANCHOR ROD	MISC MISCELLANEOUS
ARCH ARCHITECTURAL	MTL METAL
ASTM AMERICAN SOCIETY OF TESTING AND MATERIALS	NA NOT APPLICABLE
BC BOTTOM OF COLUMN	NF NEAR FACE
BD BAR DIAMETER	NS NEAR SIDE
Bldg BUILDING	NTS NOT TO SCALE
BM BEAM	NWC NORMAL WEIGHT CONCRETE
BOT BOTTOM	Ø ROUND, DIAMETER
CANTIL CANTILEVER	OC ON CENTER
CC CONCRETE COVER	OD OUTSIDE DIAMETER
C/C CENTER TO CENTER SPACING	OPNG OPENING
C/CF COLD-FORMED STEEL FRAMING	OPP OPPOSITE
CIP CAST-IN-PLACE	OVS OVERSIZED HOLE
CJ CONSTRUCTION/CONTROL JOINT	P AXIAL LOAD
CJP COMPLETE JOINT PENETRATION	PAR PARALLEL
CL CENTERLINE	PCF POUNDS PER CUBIC FOOT
CMU CONCRETE MASONRY UNIT	PCY POUNDS PER CUBIC YARD
COL COLUMN	PERP PERPENDICULAR
CONC CONCRETE	PRELIM PRELIMINARY
CONN CONNECTION	PSF POUNDS PER SQUARE FOOT
CONSTR CONSTRUCTION	PSI POUNDS PER SQUARE INCH
CONT CONTINUOUS	P.T. PRESSURE TREATED
COORD COORDINATE	QTY QUANTITY
CTRS CENTERS	R REACTION
D&E DRILL AND EPOXY	RAD RADIUS
DCW DEMAND CRITICAL WELD	RC REINFORCED CONCRETE
DET DETAIL	REF REFERENCE
DIA DIAMETER	REINF REINFORCEMENT
DIM DIMENSION	REQD REQUIRED
DWG DRAWING	REV REVISION
EA EACH	RS ROCK SOCKET
ED EDGE DISTANCE	RTU ROOF TOP UNIT
EF EACH FACE	SLIP CRITICAL
EJ EXPANSION JOINT	SC SCHEDULE(D)
EL ELEVATION	SCDS STRUCTURAL CONSTRUCTION DOCUMENTS
EMBED EMBEDMENT, EMBEDDED	SDS SELF-DRILLING SCREW
ENGR ENGINEER	SECT SECTION
EOR ENGINEER OF RECORD	SHT SHEET
EQ EQUAL	SIM SIMILAR
EW EACH WAY	SOG SLAB-ON-GRADE
EXP EXPANSION	SPA SPACING
EXT EXTERIOR	SPEC SPECIFICATION
FBC FLORIDA BUILDING CODE	SPLIT SUPPORT
f _c 28 DAY CONCRETE STRENGTH	SQ SQUARE
FDTN FOUNDATION	SSLP SHORT-SLOTTED HOLE PARALLEL
f _m 28 DAY MASONRY STRENGTH	SSLT SHORT-SLOTTED HOLE TRANSVERSE
FTG FOOTING	SST STAINLESS STEEL
FV FIELD VERIFY	STD STANDARD
F _y YIELD STRENGTH	STL STEEL
GA GAGE	STRUCT STRUCTURE, STRUCTURAL
GALV GALVANIZE(D)	SYS SYSTEM
GC GENERAL CONTRACTOR	T TORSION
H HORIZONTAL REACTION	TB TO BE VERIFIED BY AND SUBMITTED TO EOR FOR REVIEW PRIOR TO COMMENCING WITH CONSTRUCTION
HORIZ HORIZONTAL	TC TEMPORARY
HPT HIGH POINT	THD THREADED
HSA HEADED STUD ANCHOR	TO TOP OF
HT HEIGHT	TOC TOP OF CONCRETE
ID INSIDE DIAMETER	TOM TOP OF MASONRY
IN INCH	TOS TOP OF STEEL, TOP OF SLAB
INFO INFORMATION	TRANS TRANSVERSE
JOINT JOINT	TYP TYPICAL
K KIPS (1000 LBS)	UNO UNLESS NOTED OTHERWISE
KSF KIPS PER SQUARE FOOT	VAR VARIES
KSI KIPS PER SQUARE INCH	VERT VERTICAL
LBS POUNDS	W WITH
Ld DEVELOPMENT LENGTH	W/O WITHOUT
LONG LONGITUDINAL	WF WIDE FLANGE
LPT LOW POINT	WWR WELDED WIRE REINFORCEMENT
LSH LONG SIDE HORIZONTAL	
LSLP LONG-SLOTTED HOLE PARALLEL	

WELDED JOINT STANDARD SYMBOLS



SHEET INDEX

SHT NO.	DESCRIPTION	CURRENT REVISION	CURRENT REVISION DATE
S-0.00	STRUCTURAL NOTES		
S-0.01	STRUCTURAL NOTES		
S-1.00	TYPICAL DETAILS		
S-2.00	GROUND FLOOR PLAN & ROOF PLAN		
S-3.00	SECTIONS AND DETAILS		
S-3.01	SECTIONS AND DETAILS		
S-3.10	SECTIONS AND DETAILS		
S-4.00	SCHEDULES AND COMPONENTS AND CLADDING DIAGRAM		
S-5.00	3D VIEWS		
S-6.00	MONUMENT ENTRY SIGN & PEDESTAL FLOOR PLANS		

CONCRETE TABLE

CONCRETE COMPONENT	CONCRETE					COVER			REINFORCING			ADDITIONAL NOTES / REMARKS	APPROVED MIX DESIGNS [SUPPLIER AND MIX NUMBER]		
	MIN. CONCRETE STRENGTH (PSI)	NOMINAL MAX. AGGREGATE SIZE FOR PUMP MIX [in]	MAX SLUMP FOR PUMP MIX +/- 1 in [in]	NOMINAL MAX. AGGREGATE SIZE FOR REGULAR MIX [in]	MAX SLUMP FOR REGULAR MIX +/- 1 in [in]	MAXIMUM WATER CEMENT RATIO	MINIMUM MODULUS OF ELASTICITY (ksi)	FLY ASH (MIN 5% MAXIMUM 20%)	TOP REINFORCING AND STUDRAIL CONCRETE COVER [in]	BOTTOM, VERTICAL AND OTHER REINFORCING CONCRETE COVER [in]	TYPE OF TOP REINFORCING [REGULAR, EPOXY COATED, GALVANIZED, MPMF, ETC.]			TYPE OF STUDRAILS [REGULAR, GALVANIZED, MPMF], ETC	TYPE OF BOTTOM, VERTICAL AND OTHER REINFORCING [REGULAR, EPOXY COATED, GALVANIZED, MPMF, ETC]
MASONRY SHEARWALL FOUNDATIONS ON COMPACTED FILL	3000	N/A	N/A	1 1/2	5	0.5	3100	0	2	2	3	GRADE 60 REGULAR	N/A	GRADE 60 REGULAR	
COLUMN FOUNDATIONS ON COMPACTED FILL	3000	N/A	N/A	1 1/2	5	0.5	3100	0	2	2	3	GRADE 60 REGULAR	N/A	GRADE 60 REGULAR	
SLAB ON COMPACTED FILL MATERIAL [SOG]	3000	3/4	5	3/4	5	0.5	3100	20	1 1/2	2	2	GRADE 60 REGULAR	N/A	GRADE 60 REGULAR	MESH REINFORCING MAY BE ELIMINATED IF CONCRETE MIX INCLUDES A MINIMUM OF 15 LBS/YD ³ DRAMIX 4D 65/60 6G STEEL FIBERS (OR EOR APPROVED EQUIVALENT)
STAIR ON COMPACTED FILL	3000	3/4	9	3/4	5	0.4	3100	20	1	1	2	GRADE 60 REGULAR	N/A	GRADE 60 REGULAR	
EXTERIOR SECONDARY CONCRETE SLABS	5000	3/8	9	3/4	5	0.4	3300	0	1 1/2	1 1/2	3/4	GRADE 60 REGULAR	N/A	GRADE 60 REGULAR	
TIE-BEAMS	5000	3/8	9	3/4	5	0.4	3300	0	1.5 [2 ON EXTERIOR FACE AND FOR BARS #6 AND BIGGER]	1 1/2 [2 ON EXTERIOR FACE AND FOR BARS #6 AND BIGGER]	2	GRADE 60 REGULAR	N/A	GRADE 60 REGULAR	

CONCRETE SCHEDULE NOTES:

- THE NOMINAL MAXIMUM AGGREGATE SIZE IS THE SMALLEST SIEVE SIZE THROUGH WHICH THE MAJOR PORTION OF THE AGGREGATE MUST PASS.
- THE SLUMP MAY BE INCREASED WHEN CHEMICAL ADMIXTURES ARE USED, PROVIDED THAT THE ADMIXTURE-TREATED CONCRETE HAS THE SAME OR LOWER WATER-CEMENT OR WATER-CEMENTITIOUS MATERIAL RATIO AND DOES NOT EXHIBIT SEGREGATION POTENTIAL OR EXCESSIVE BLEEDING

SUBMITTAL DEADLINE TABLE

CATEGORY	SHOP DRAWINGS	FILE FORMAT	SIGNED AND SEALED (YES/NO)	TO BE SUBMITTED FOR REVIEW TO EOR NO LATER THAN	COMMENTS
CONCRETE	CONCRETE MIX DESIGN CALCULATIONS	PDF	No	4 WEEKS BEFORE GROUND BREAKING	
MASONRY	GROUT MIX DESIGN CALCULATIONS FOR MASONRY WALLS	PDF	No	4 WEEKS BEFORE GROUND BREAKING	
MASONRY	PRECAST LINTELS	PDF	Yes	4 WEEKS BEFORE GROUND BREAKING	
MASONRY	MASONRY WALL REINFORCING	PDF	No	4 WEEKS BEFORE INSTALLATION OF MASONRY WALLS	
FOUNDATION	SHALLOW FOUNDATIONS	PDF	No	4 WEEKS BEFORE INSTALLATION OF FOUNDATIONS	
FOUNDATION	SLAB ON GRADE REINFORCING	PDF	No	3 WEEKS BEFORE POURING OF SLAB ON GRADE	
FOUNDATION	SLAB ON GRADE CONTROL JOINT LAYOUT	PDF	No	3 WEEKS BEFORE POURING OF SLAB ON GRADE	
PENETRATIONS	PLUMBING SLAB PENETRATIONS	PDF	No	3 WEEKS BEFORE POURING OF SLAB	
PENETRATIONS	ELECTRICAL CONDUIT LAYOUT	PDF	No	4 WEEKS BEFORE POURING OF SLAB	
CONCRETE	CONCRETE BEAM REINFORCING	PDF	No	4 WEEKS BEFORE POURING OF BEAMS	
CONCRETE	CONCRETE STAIR REINFORCING	PDF	No	4 WEEKS BEFORE POURING OF STAIRS	
CONCRETE	SHORING AND RESHORING DRAWINGS AND CALCULATIONS FOR ELEVATED SLABS, BEAMS	PDF	Yes	4 WEEKS BEFORE POURING OF SLAB	
SPECIALTY	METAL DECK	PDF	No	4 WEEKS BEFORE INSTALLATION	
STRUCTURAL STEEL	STRUCTURAL STEEL MEMBERS SIZES AND LAYOUT	PDF	No	4 WEEKS BEFORE INSTALLATION	SEE STRUCTURAL NOTES FOR ADDITIONAL REQUIREMENTS AND INFORMATION
SPECIALTY	STRUCTURAL STEEL CONNECTIONS REQUIRING ENGINEERING	PDF	Yes	4 WEEKS BEFORE INSTALLATION	SEE STRUCTURAL NOTES FOR ADDITIONAL REQUIREMENTS AND INFORMATION

VERIFY SCALES
0" = 1"
IF NOT ONE INCH ON THIS SHEET, ADJUST SCALES ACCORDINGLY.

PRINTED COPIES OF THIS DOCUMENT ARE NOT CONSIDERED SIGNED AND SEALED AND THE SHA AUTHENTICATION CODE MAY BE VERIFIED ON ANY ELECTRONIC COPIES.

NOTE: MUE21041501 THESE DRAWINGS, ALONG WITH THE ARCHITECTURAL DRAWINGS, AND PROJECT MANUAL CONSTITUTE A SINGULAR CONTRACT DOCUMENT AND MUST BE USED TOGETHER IN THEIR ENTIRETY IN THE CONSTRUCTION OF THIS PROJECT. DETAILS AND VIEWS ON THIS SHEET ARE TO SCALE INDICATED WHEN PRINTED ON A 24"x36" SIZE SHEET.

SUBMITTALS:

PHASE	DATE
PERMIT SET	10/25/2023

REVISIONS:

NO.	DESCRIPTION	DATE


PROJECT TEAM
PROFESSIONAL IN CHARGE
ADOLFO J. COTILLA, JR., AIA
REGISTRATION NUMBER AR-0008011
APPROVED BY **RM**
DESIGNED BY **DD**
DRAWN BY **OS**
CHECKED BY **RM**

MUEngineers, Inc.
Certificate of Authorization No. 29348
CONSULTING STRUCTURAL ENGINEERS
3440 N.E. 12TH AVENUE
OAKLAND PARK, FL 33334
PH: 954-324-4730

DESIGN CONSULTANT

STRUCTURAL NOTES

SHEET TITLE
ACAI
associates, inc.
architecture engineering
roofing consulting
construction management
AAC001323- EB0004379- CGC010769
2937 W. Cypress Creek Rd., Suite 200
Fort Lauderdale, Florida 33309
Tel: 954.484.4000 Fax: 954.484.5588
www.acaiarchitects.com
ARCHITECT OF RECORD



RICARDO A. MADRIZ
FL P.E. # 68444
OCTOBER 30, 2023
RICARDO A. MADRIZ, STATE OF FLORIDA, PROFESSIONAL ENGINEER, LICENSE NO: 68444

MUE21041501
PROJECT NUMBER
S-0.01

SHEET NUMBER
TO THE BEST OF MY KNOWLEDGE AND ABILITY THESE PLANS ARE COMPLETE AND COMPLY WITH THE APPLICABLE BUILDING CODES.
COPYRIGHT 2022 BY ACAI ASSOC., INC.

SUBMITTALS:	
PHASE	DATE
PERMIT SET	10/25/2023

REVISIONS:		
NO.	DESCRIPTION	DATE

PROJECT TEAM
PROFESSIONAL IN CHARGE

ADOLFO J. COTILLA, JR., AIA
REGISTRATION NUMBER AR-0008011

APPROVED BY RM

DESIGNED BY DD

DRAWN BY OS

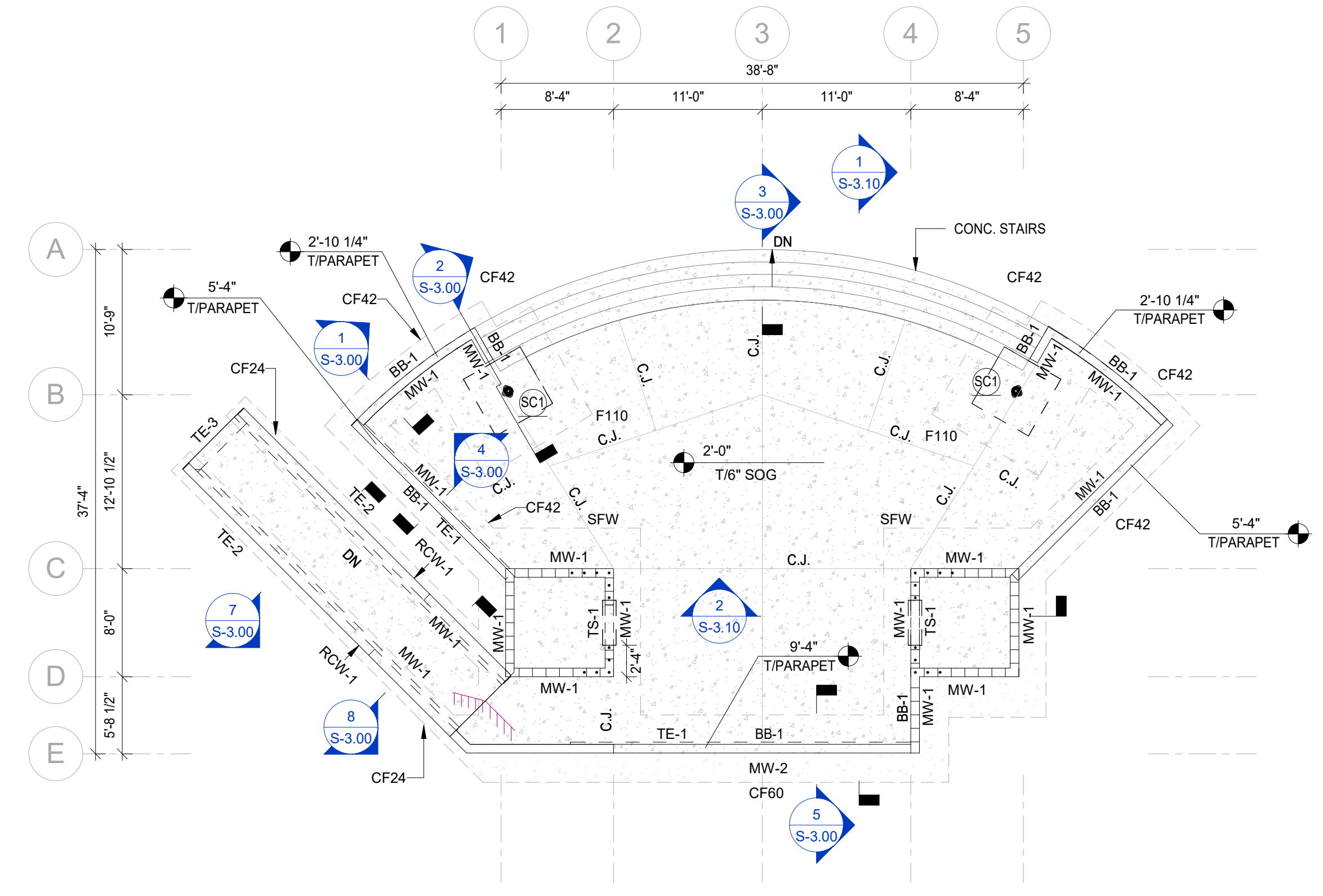
CHECKED BY RM



Certificate of Authorization No. 29348

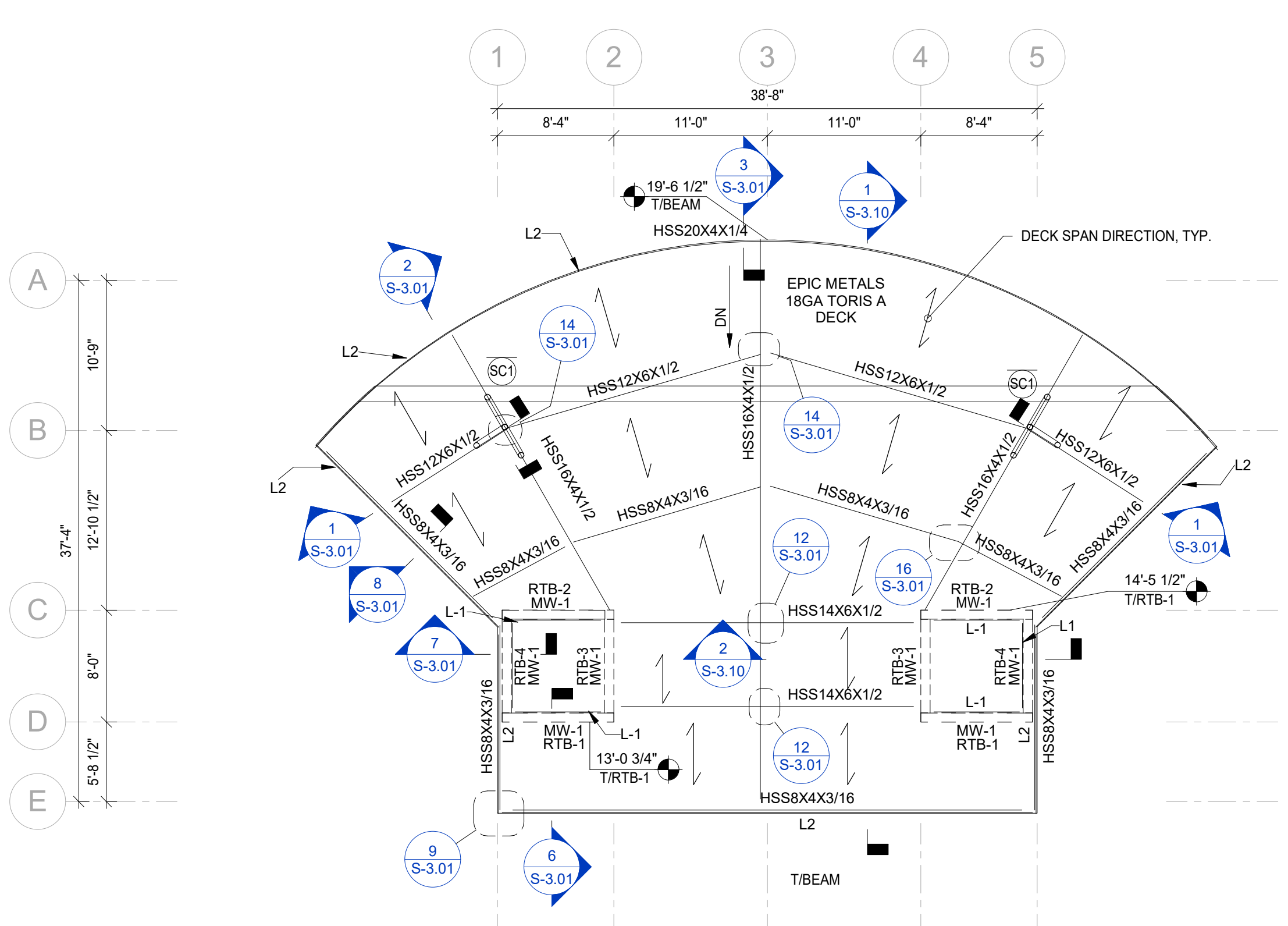
CONSULTING STRUCTURAL ENGINEERS

3440 N.E. 12TH AVENUE
OAKLAND PARK, FL 33334
PH: 954-324-4730



3 BAND SHELL - GROUND FLOOR LEVEL
S-2.00 1/8" = 1'-0" 3/4"

- FOUNDATION/GROUND FLOOR PLAN NOTES:**
- GC MUST BE RESPONSIBLE TO STABILIZE FOUNDATION OF EXISTING STRUCTURE.
 - GC MUST BE RESPONSIBLE TO STABILIZE SOILS BEFORE EXCAVATING NEXT TO EXISTING STRUCTURE.
 - FOR DIMENSIONS NOT SHOWN SEE FOUNDATION PLAN AND ARCHITECTURAL DRAWINGS.
 - VERIFY ALL DIMENSIONS, ELEVATIONS AND SLAB FINISHES WITH ARCHITECTURAL DRAWINGS BEFORE COMMENCING CONSTRUCTION.
 - PLUMBING PIPES, EXFILTRATION PIPES, ETC. SHALL NOT BE LOCATED BELOW OR INSIDE ANY COLUMN FOUNDATIONS, WALL FOUNDATIONS AND FOUNDATION SLABS.
 - SLAB OPENINGS SHOWN ON THESE PLANS ARE DIAGRAMMATIC ONLY.
 - COORDINATE ALL SLAB ON GRADE DEPRESSION SIZES, DEPRESSION LOCATIONS AND SLAB ON GRADE SLOPES WITH ARCHITECTURAL DRAWINGS.
 - COORDINATE ALL SLAB DEPRESSION SIZES AND LOCATIONS WITH ARCHITECTURAL DRAWINGS.
 - CENTERLINES OF COLUMNS AND WALLS MUST COINCIDE WITH THE FOUNDATION CENTERLINES UNLESS SHOWN OTHERWISE.
 - ELEVATIONS SHOWN ON THE STRUCTURAL DRAWINGS REFER TO ELEVATION +0'-0" WHICH CORRESPONDS TO THE TOP OF EXTERIOR ADJACENT GRADE.
 - ELEVATION TOP OF EXTERIOR FOOTINGS MUST BE -(1' - 4") BELOW FINISHED FINAL GRADE UNLESS OTHERWISE SHOWN THUS
 - ELEVATION TOP OF INTERIOR FOOTINGS MUST BE AT BOTTOM OF INTERIOR CONCRETE SLAB OTHERWISE SHOWN THUS
 - SLAB ON GRADE MUST BE A MINIMUM 6" THICK CONCRETE SLAB WITH ONE LAYER OF 6X6 - W1.4 X W1.4 WELDED WIRE FABRIC AT 1/3-DEPTH FROM TOP OF SLAB UNLESS OTHERWISE NOTED. WIRE FABRIC MUST BE PROVIDED IN SHEETS AND SECURED TO BRICK CHAIRS AT MAXIMUM 24" ON CENTERS IN EACH DIRECTION. REFERENCE CIVIL ENGINEERS CONSTRUCTION DOCUMENTS FOR SLOPES AND DRAINS.
 - SLAB MUST BE PLACED ON TOP OF A VAPOR BARRIER ON WELL COMPACTED FILL.
 - SLAB CONTRACTION / CRACK CONTROL JOINTS ARE REQUIRED AND ARE INDICATED AS C.J. ON PLAN. CONTRACTION JOINTS MUST BE SAW CUT. THE CONTROL JOINTS MUST BE INSTALLED AS SOON AS THE CONCRETE IS WALKABLE BUT NO LONGER THAN FOUR HOURS OF PLACING THE CONCRETE. CONTRACTION JOINT LOCATION SHOWN MAY BE CHANGED AS REQUIRED FOR CONSTRUCTION SEQUENCING PROVIDED. THE MAXIMUM DISTANCE BETWEEN JOINTS MUST BE LESS THAN 15 FEET. THE SLAB AREA BETWEEN JOINTS MUST BE LESS THAN 225 SQUARE FEET. THE BOUNDED AREA SHALL BE AS SQUARE AS POSSIBLE AND IN NO CASE MUST THE RATIO OF LONG SIDE TO SHORT SIDE EXCEED 1.5
 - CONCRETE SIDEWALKS/WALKWAYS MUST BE 4" CONCRETE SLAB-ON-GRADE PLACED ON WELL COMPACTED, CLEAN FILL AND REINFORCED WITH ONE LAYER OF 6X6 W1.4 X W1.4 WELDED WIRE FABRIC AT 1/3-DEPTH FROM TOP OF SLAB UNLESS OTHERWISE NOTED
 - SIDEWALKS MUST HAVE FULL DEPTH EXPANSION JOINTS OR SAW CUT CONTROL JOINTS MINIMUM 1/3 OF THE SLAB THICKNESS DEEP SPACED AT NO MORE THAN THE LESSER OF 10'0" OF TWO TIMES THE SIDEWALK WIDTH ON CENTER. THE CONTROL JOINTS MUST BE SAW CUT AS SOON AS THE CONCRETE IS WALKABLE BUT NO LONGER THAN FOUR HOURS OF PLACING THE CONCRETE.
 - PROVIDE AN 8" WIDE AND 8" DEEP THICKENED CONCRETE EDGE REINFORCED WITH 1#5 CONTINUOUS REINFORCING BAR CENTERED WITHIN THE THICKENED SLAB EDGE AT ALL FREE SLAB ON GRADE SLAB EDGES. REFER TO ARCHITECTURAL DRAWINGS FOR LOCATIONS/LIMITS.
 - CONTRACTOR NOTE THAT MISCELLANEOUS 6 INCH DEEP CONCRETE HOUSEKEEPING PADS REINFORCED WITH #4 REINFORCING BARS SPACED AT MAXIMUM 12 INCHES ON CENTER IN EACH DIRECTION AND LOCATED AT MID SLAB DEPTH WILL BE REQUIRED TO SUPPORT MISCELLANEOUS MECHANICAL/ELECTRICAL EQUIPMENT. REFER TO MECHANICAL/ELECTRICAL DRAWINGS FOR LOCATIONS/SIZES. THE CONCRETE PADS MUST BE CENTERED ON THE MECHANICAL / ELECTRICAL EQUIPMENT AND EXTEND A MINIMUM 6" BEYOND THE EQUIPMENT ALONG ALL FREE EDGES.
 - SLAB CURING IS REQUIRED. SEE STRUCTURAL NOTES.
 - CONCRETE MIXES FOR ALL EXTERIOR CONCRETE COMPONENTS SHALL INCLUDE BARRIER ONE CONCRETE ADMIXTURE IN THEIR MIX DESIGNS
 - COVER ALL STEEL SECTION EXPOSED TO EARTH AND BELOW GRADE W/ 2 LAYERS OF HEAVY BITUMASTIC PAINT
 - AT CMU WALLS, PROVIDE ONE ADDITIONAL VERTICAL REINFORCING BAR IN A GROUT FILLED CELL AT ALL WALL INTERSECTIONS, AT ENDS OF WALLS AND AT EDGES OF ALL WALL OPENINGS EXCEEDING TWO FEET IN WIDTH. SEE STRUCTURAL NOTES ON SHEET S-0.00 FOR ADDITIONAL REQUIREMENTS.
 - REINFORCE THE CELL ON EACH SIDE OF WALL OPENINGS LESS THAN 3'-4" WIDE WITH (1) #5 VERTICAL REINFORCING BAR AND FILL THE CELL SOLID WITH GROUT
 - REINFORCE THE TWO CELLS ON EACH SIDE OF WALL OPENINGS BETWEEN 3'-4" AND 6'-4" WIDE WITH (2) #5 VERTICAL BARS AND FILL THE CELLS SOLID WITH GROUT.
 - * INDICATES A SPECIFIC LOCATION FOR A GROUTED CMU WALL CELL WITH REINFORCING.




2 BAND SHELL ROOF PLAN
S-2.00 1/8" = 1'-0"

- MISCELLANEOUS ROOF NOTES:**
- SEE THE FOUNDATION AND GROUND FLOOR PLAN FOR ADDITIONAL SHEET NOTES
 - REFER TO ARCHITECTURAL DRAWINGS FOR ROOFING MATERIALS, ROOF SLOPES, DRAINS, ETC.
 - ALL ELEVATIONS SHOWN ON THESE PLANS ARE RELATIVE TO THE TOP OF THE GROUND FLOOR SLAB AT ELEVATION +2'-0".
 - REFER TO STRUCTURAL NOTES FOR ADDITIONAL INFORMATION
 - VERIFY ALL ELEVATIONS WITH ARCHITECTURAL DRAWINGS.
 - METAL DECK MUST BE EPIC METAL TORIS A (2 1/2" DEEP) 18 GALVANIZED G90. SEE THE DECKING DIAGRAM FOR ADDITIONAL INFORMATION
 - DECKS TO BE IN SHEET LENGTHS TO SPAN (3) OR MORE SUPPORTS.
 - METAL DECK TO BE CONNECTED TO STEEL SUPPORTS WITH 3/4" DIAMETER PUDDLE WELDS SPACED AT 6" C/C.
 - METAL DECK TO BE CONNECTED TO STEEL SUPPORTS WITH SIDELAP FASTENER #10 TEK SCREWS AT 6" C/C.
 - FILL CMU WALL CELLS WITHIN 16" AROUND ALL POST-INSTALLED ANCHOR OR DRILLED AND EPOXIED REBAR LOCATIONS SOLID WITH GROUT 48 HOURS PRIOR TO INSTALLING ANCHOR BOLTS
 - L-1 INDICATES 3/16" X 4"x6" BENT PLATE WITH 1/2" DIAMETER POST INSTALLED ANCHORS SPACED AT 24" C/C WITH 5" EMBEDMENT.
 - L-2 INDICATES 5/16" X 4"x6" ANGLE WELDED TO MAIN FRAME AS SPECIFIED IN SECTIONS.
 - COORDINATE ALL SIZES AND LOCATIONS OF ROOF OPENINGS WITH MECHANICAL AND ARCHITECTURAL DRAWINGS.


- STEEL FABRIC / CORROSION PROTECTION**
- BOLTS AND OTHER FASTENERS MUST BE STAINLESS STEEL, HOT-DIP OR ELECTRO-GALVANIZED STEEL. DOUBLE CADMIUM PLATED STEEL BOLTS MAY ALSO BE USED.
 - STEEL SECTION BELOW GRADE MUST BE PROTECTED AND COATED WITH 2 COATS OF ALKALI-RESISTANT COATING, SUCH AS HEAVY BODIED BITUMINOUS PAINT.
 - ALL STEEL MEMBERS SHALL BE HOT DIPPED GALVANIZED.

DESIGN CONSULTANT



GROUND FLOOR PLAN & ROOF PLAN

SHEET TITLE




AAC001323-EB0004379-CGC010769
2937 W. Cypress Creek Rd., Suite 200
Fort Lauderdale, Florida 33309
Tel: 954.484.4000 Fax: 954.484.5588
www.acaiarchitects.com
ARCHITECT OF RECORD

MUE21041501

PROJECT NUMBER

S-2.00

SHEET NUMBER
TO THE BEST OF MY KNOWLEDGE AND SKILL THESE PLANS ARE COMPLETE AND COMPLY WITH THE APPLICABLE BUILDING CODES.
COPYRIGHT 2022 BY ACAI ASSOC., INC.



RICARDO A. MADRIZ
FL P.E. # 68444
OCTOBER 30, 2023

RICARDO A. MADRIZ, STATE OF FLORIDA,
PROFESSIONAL ENGINEER, LICENSE NO. 68444

THIS ITEM HAS BEEN ELECTRONICALLY SIGNED AND SEALED BY RICARDO A. MADRIZ, P.E. ON THE DATE INDICATED HERE USING A SHA AUTHENTICATION CODE/

VERIFY SCALES
0 1" = 1'-0"
IF NOT ONE INCH ON THIS SHEET, ADJUST SCALES ACCORDINGLY.

PRINTED COPIES OF THIS DOCUMENT ARE NOT CONSIDERED SIGNED AND SEALED AND THE SHA AUTHENTICATION CODE MAY BE VERIFIED ON ANY ELECTRONIC COPIES.

NOTE: MUE21041501
THESE DRAWINGS, ALONG WITH THE ARCHITECTURAL DRAWINGS, AND PROJECT MANUAL CONSTITUTE A SINGULAR CONTRACT DOCUMENT AND MUST BE USED TOGETHER IN THEIR ENTIRETY IN THE CONSTRUCTION OF THIS PROJECT.
DETAILS AND VIEWS ON THIS SHEET ARE TO SCALE INDICATED WHEN PRINTED ON A 24"x36" SIZE SHEET.

SUBMITTALS:	
PHASE	DATE
PERMIT SET	10/25/2023

REVISIONS:		
NO.	DESCRIPTION	DATE

PROJECT TEAM
PROFESSIONAL IN CHARGE
ADOLFO J. COTILLA, JR., AIA
REGISTRATION NUMBER AR-0008011
APPROVED BY **RM**
DESIGNED BY **DD**
DRAWN BY **OS**
CHECKED BY **RM**

MUEngineers, Inc.
Certificate of Authorization No. 29348
CONSULTING STRUCTURAL ENGINEERS
3440 N.E. 12TH AVENUE
OAKLAND PARK, FL 33334
PH: 954-324-4730

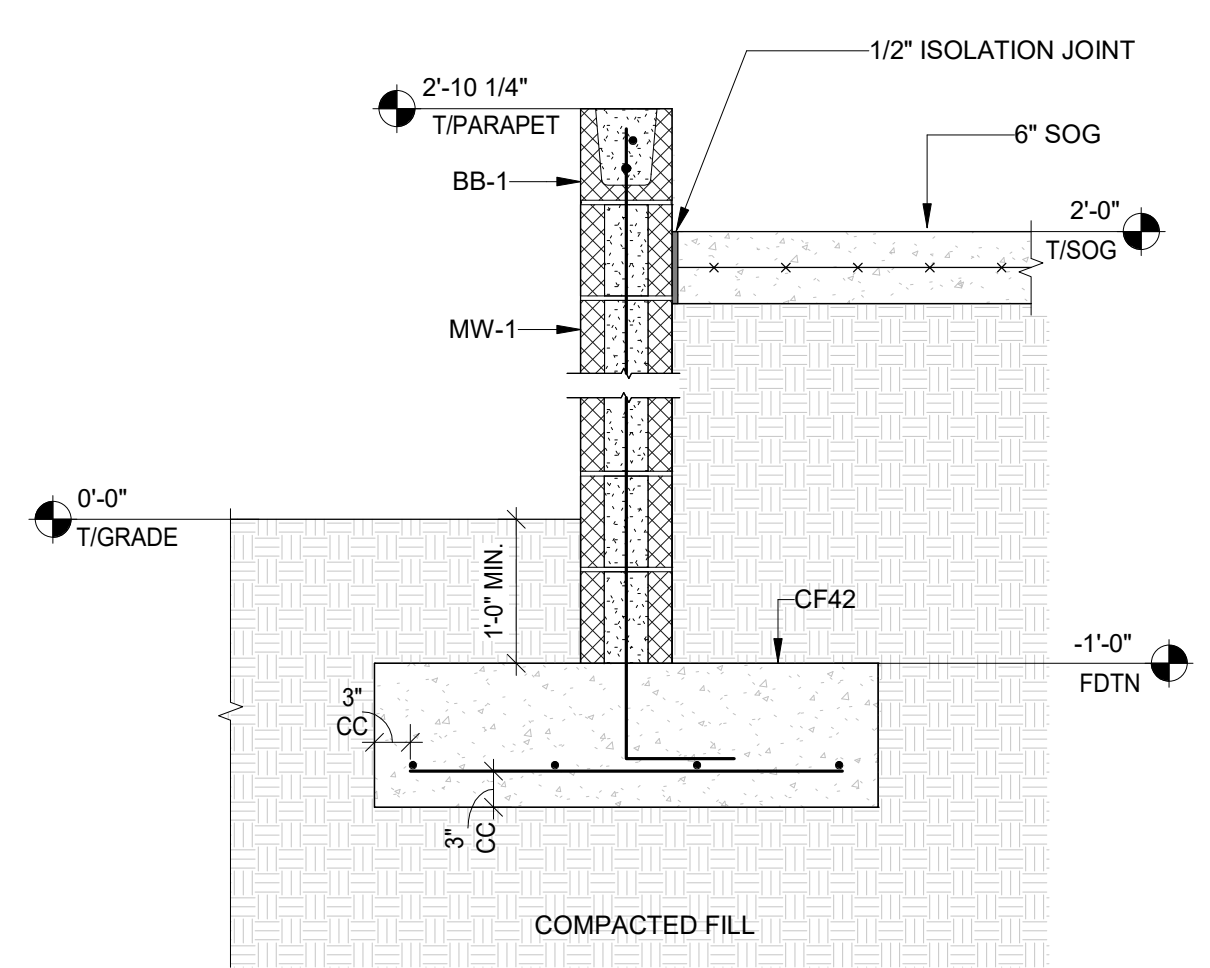
DESIGN CONSULTANT

SECTIONS AND DETAILS

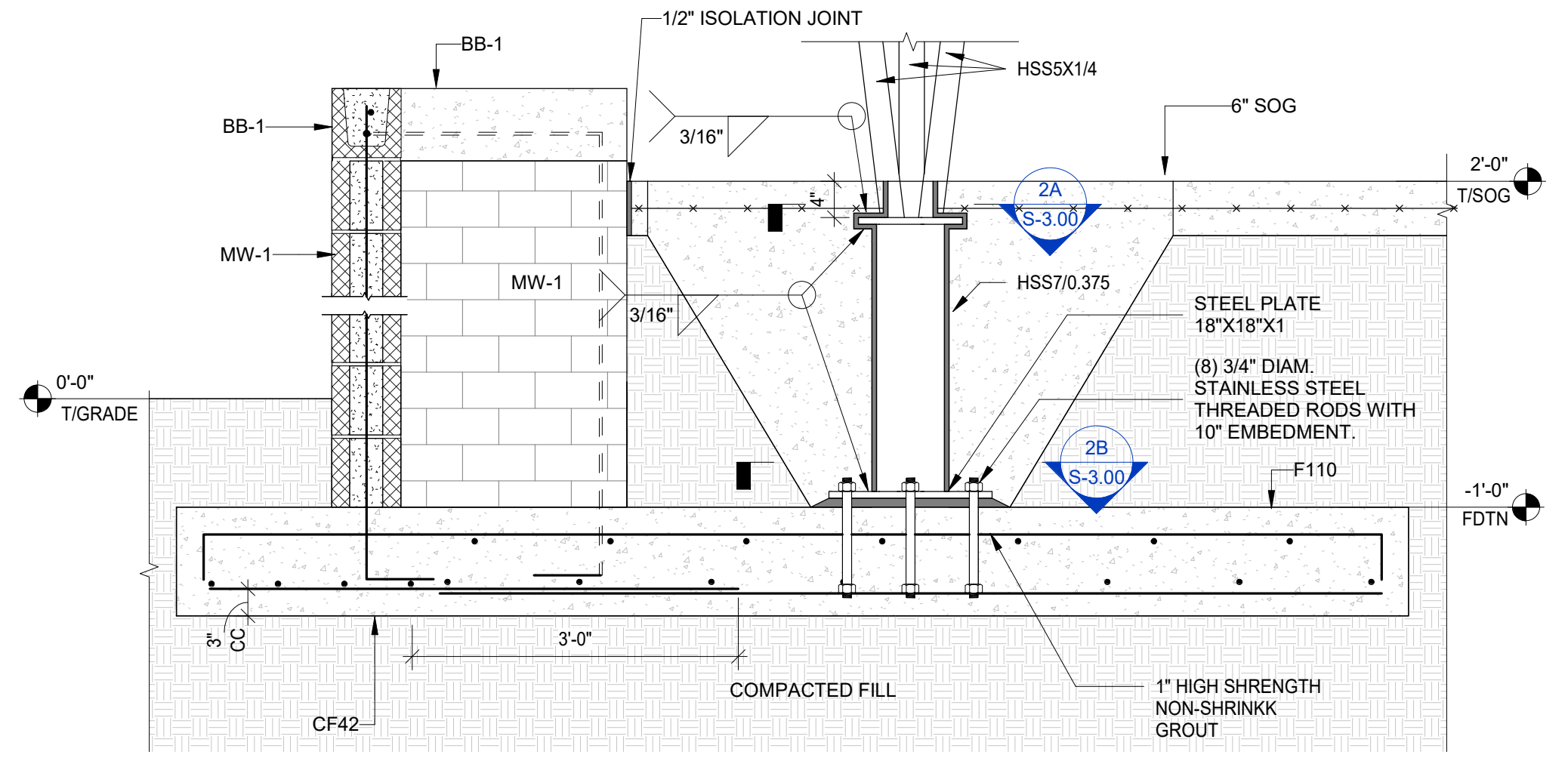
SHEET TITLE
ACAI
associates, inc.
architecture engineering
roofing consulting
construction management
AAC001323-EB0004379-CG0010769
2937 W. Cypress Creek Rd., Suite 200
Fort Lauderdale, Florida 33309
Tel: 954.484.4000 Fax: 954.484.5588
www.acaiarchitects.com
ARCHITECT OF RECORD

MUE21041501
PROJECT NUMBER
S-3.00

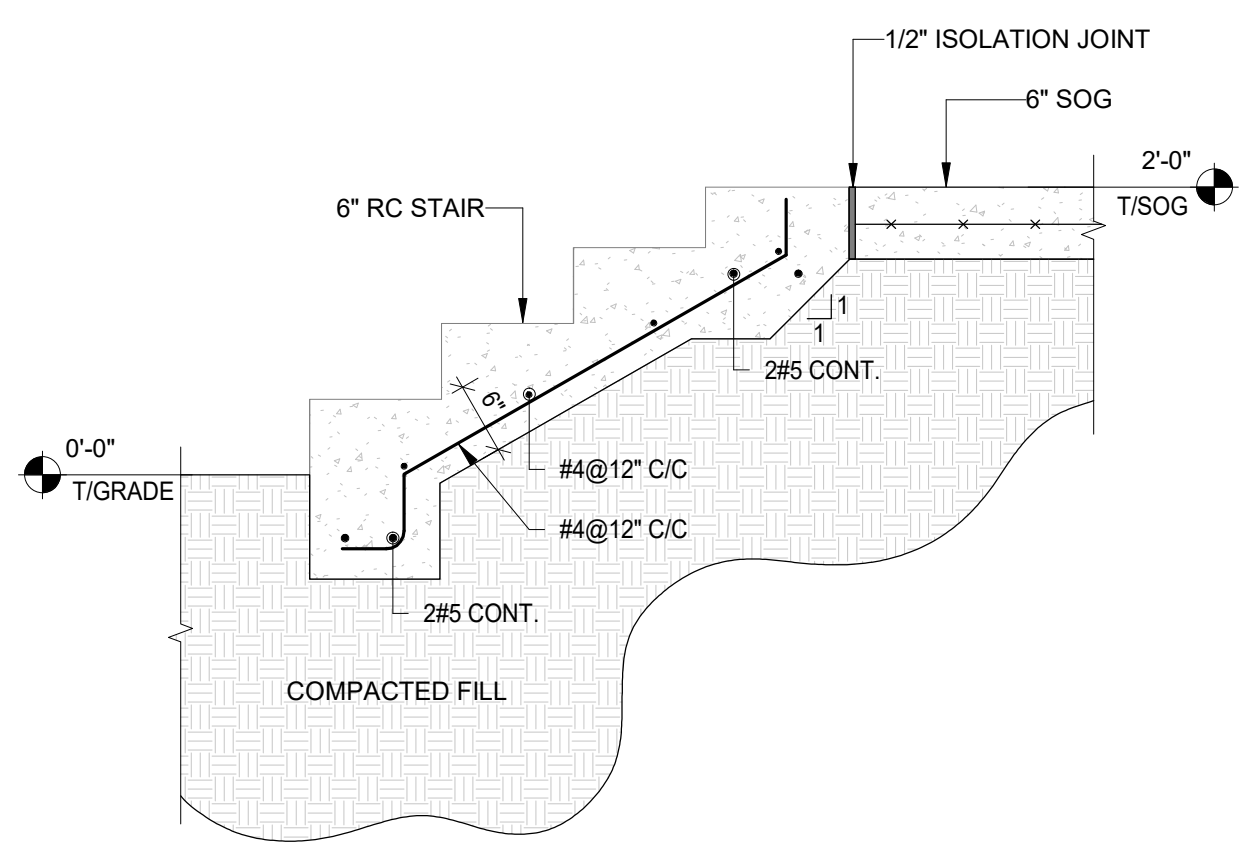
SHEET NUMBER
TO THE BEST OF MY KNOWLEDGE
AND ABILITY THESE PLANS ARE
COMPLETE AND COMPLY WITH THE
APPLICABLE BUILDING CODES.
COPYRIGHT 2022 BY ACAI ASSOC., INC.
Exhibit 1
Page 117 of 123



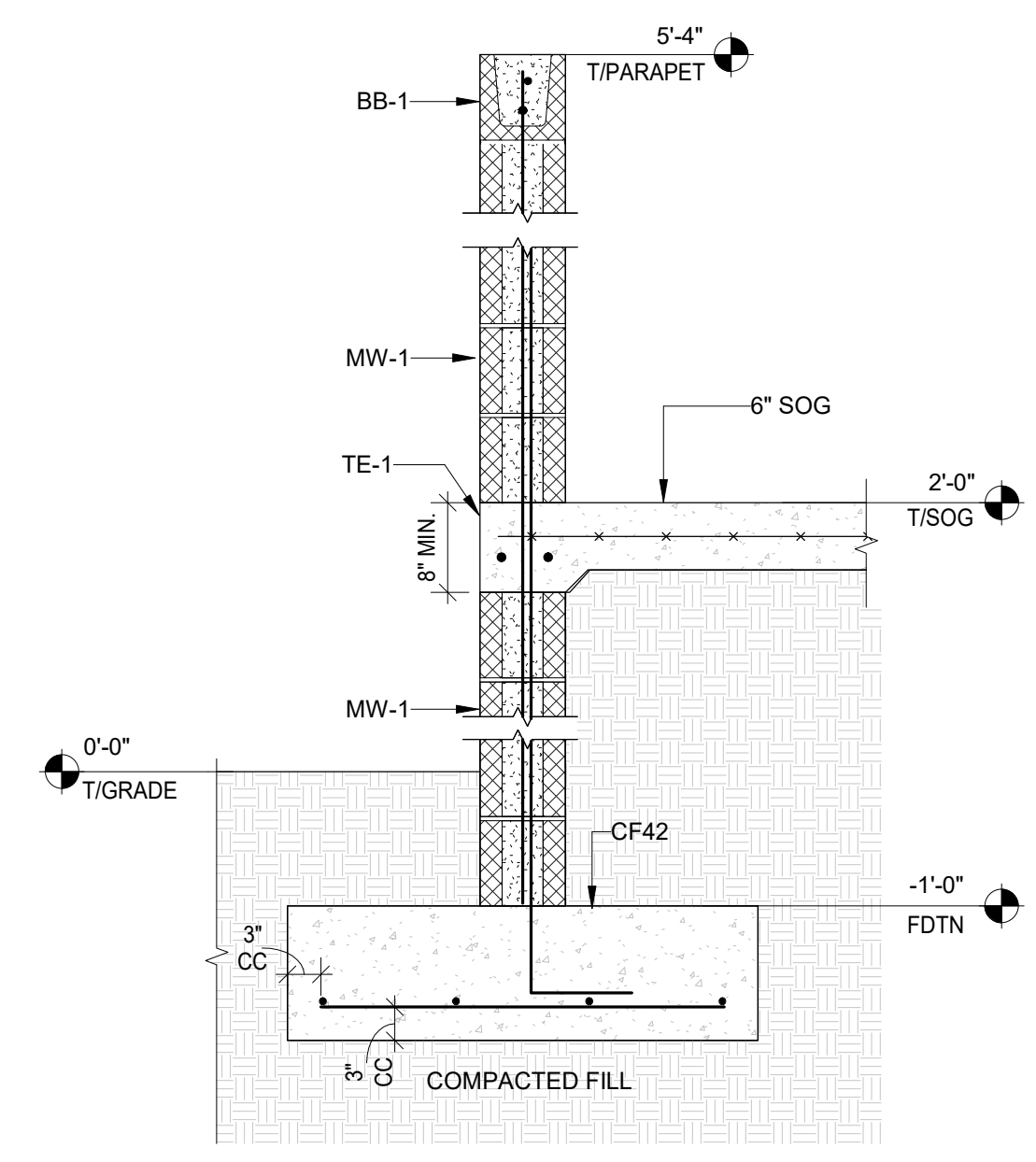
1 1/S-3.00
S-3.00 3/4\"/>



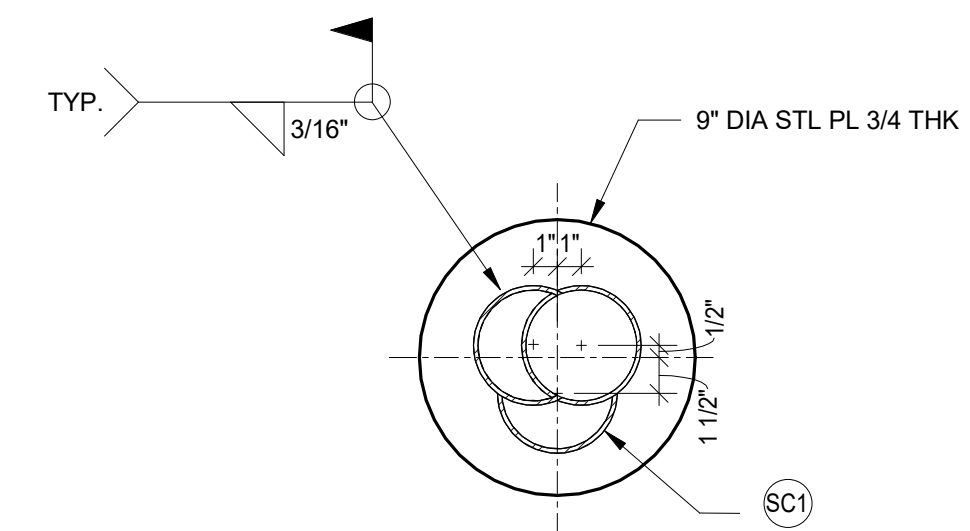
2 2/S-3.00
S-3.00 3/4\"/>



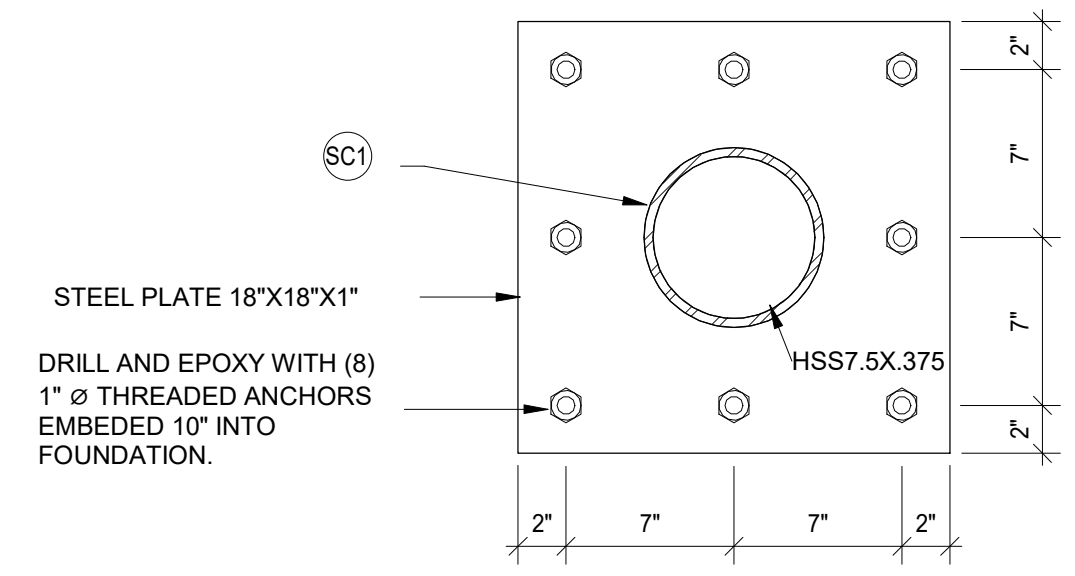
3 3/S-3.00
S-3.00 3/4\"/>



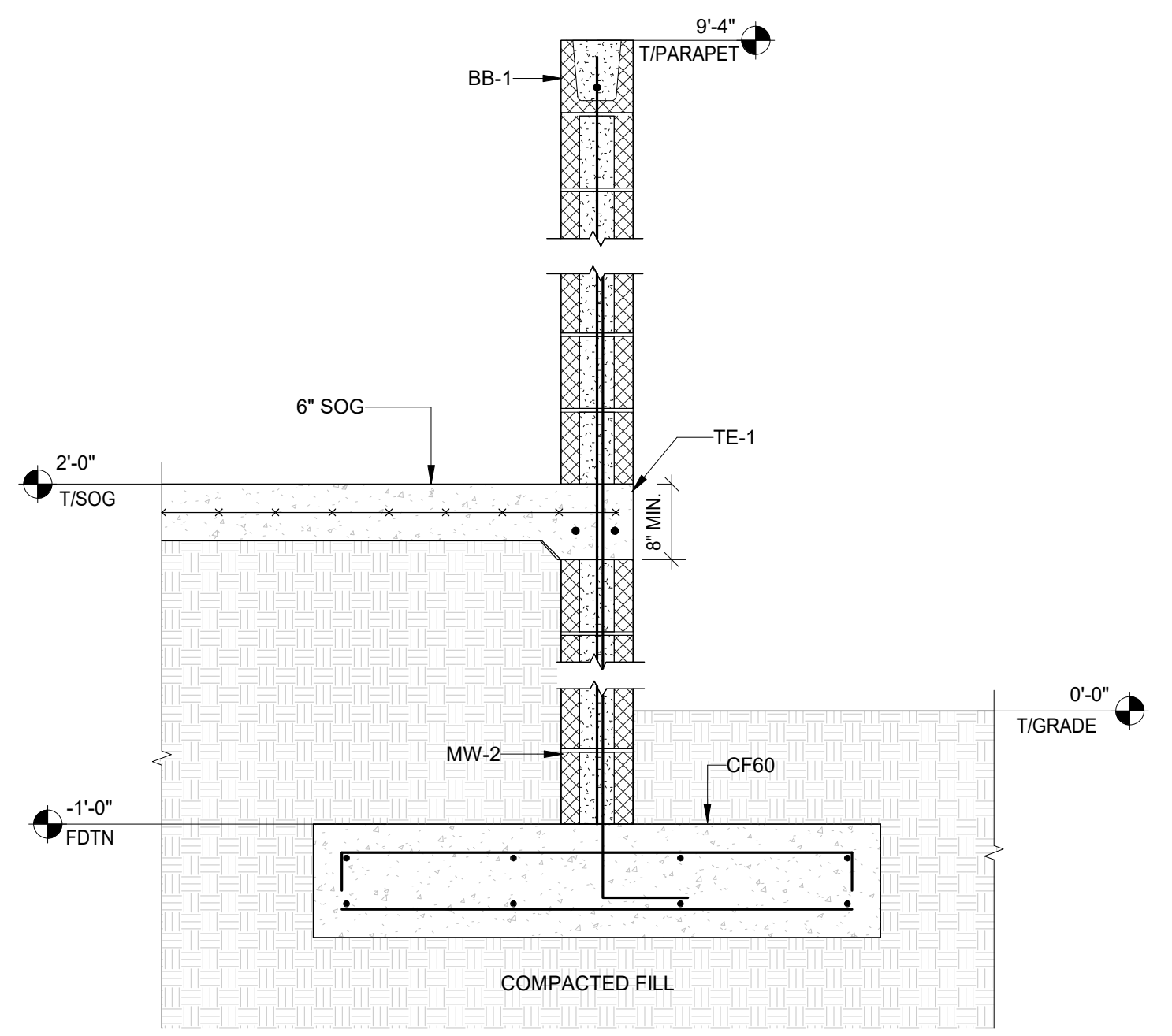
4 4/S-3.00
S-3.00 3/4\"/>



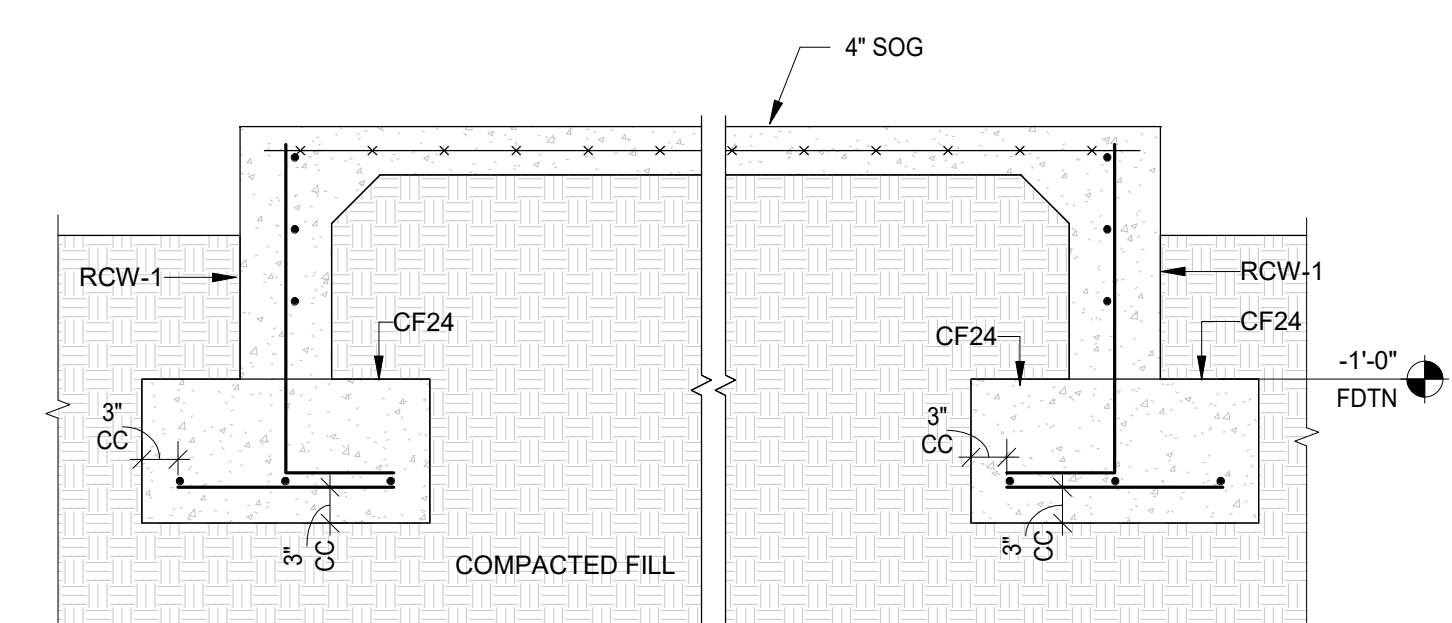
2A 2A/S-3.00
S-3.00 1 1/2\"/>



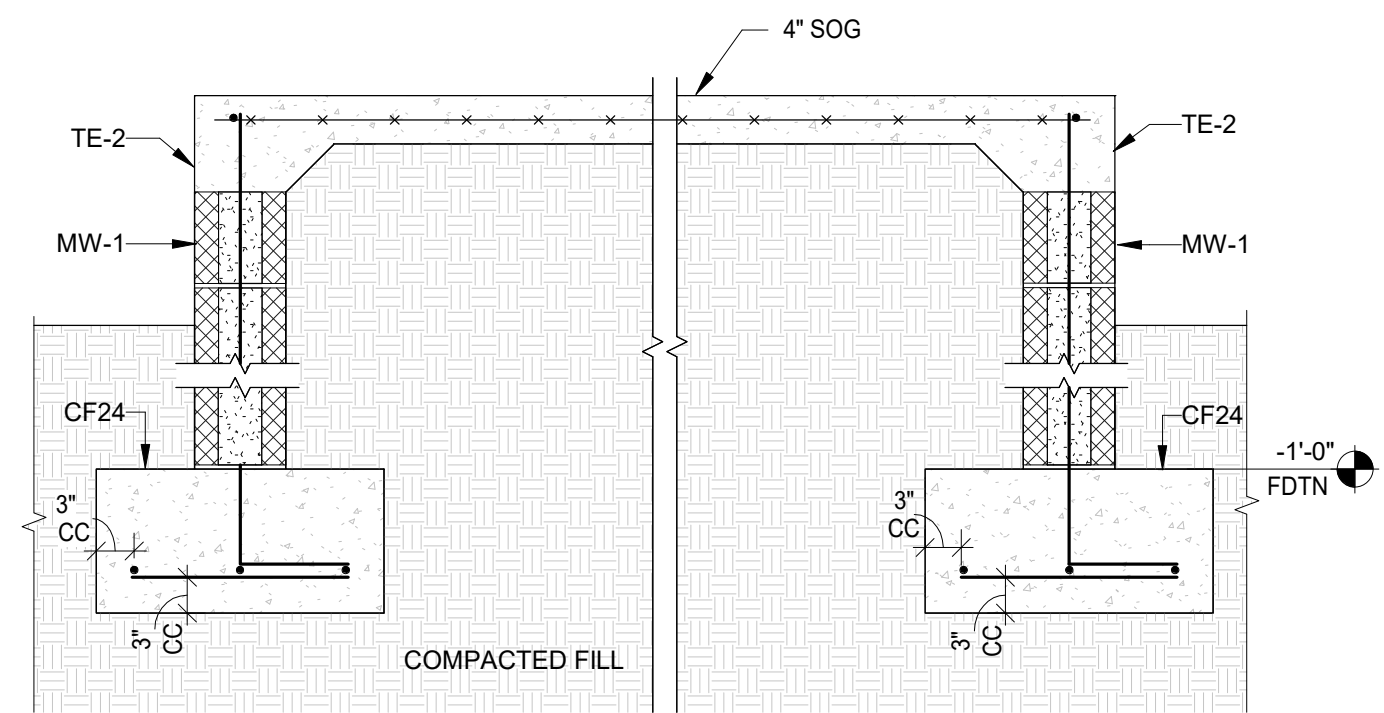
2B 2B/S-3.00
S-3.00 1 1/2\"/>




5 5/S-3.00
S-3.00 3/4\"/>



7 7/S-3.00
S-3.00 3/4\"/>



8 8/S-3.00
S-3.00 3/4\"/>



RICARDO A. MADRIZ
FL P.E. # 68444
OCTOBER 30, 2023
RICARDO A. MADRIZ, STATE OF FLORIDA,
PROFESSIONAL ENGINEER, LICENSE NO. 68444

THIS ITEM HAS BEEN ELECTRONICALLY SIGNED AND SEALED BY RICARDO A. MADRIZ, P.E. ON THE DATE INDICATED HERE USING A SHA AUTHENTICATION CODE/

VERIFY SCALES
0 1"
IF NOT ONE INCH ON THIS SHEET,
ADJUST SCALES ACCORDINGLY.

PRINTED COPIES OF THIS DOCUMENT ARE NOT CONSIDERED SIGNED AND SEALED AND THE SHA AUTHENTICATION CODE MAY BE VERIFIED ON ANY ELECTRONIC COPIES.

NOTE: MUE21041501
THESE DRAWINGS, ALONG WITH THE ARCHITECTURAL DRAWINGS, AND PROJECT MANUAL CONSTITUTE A SINGULAR CONTRACT DOCUMENT AND MUST BE USED TOGETHER IN THEIR ENTIRETY IN THE CONSTRUCTION OF THIS PROJECT.
DETAILS AND VIEWS ON THIS SHEET ARE TO SCALE INDICATED WHEN PRINTED ON A 24\"/>

SUBMITTALS:	
PHASE	DATE
PERMIT SET	10/25/2023

REVISIONS:		
NO.	DESCRIPTION	DATE

PROJECT TEAM
PROFESSIONAL IN CHARGE

ADOLFO J. COTILLA, JR., AIA
REGISTRATION NUMBER AR-0008011

APPROVED BY RM

DESIGNED BY DD

DRAWN BY OS

CHECKED BY RM




Certificate of Authorization No. 29348
CONSULTING STRUCTURAL ENGINEERS
3440 N.E. 12TH AVENUE
OAKLAND PARK, FL 33334
PH: 954-324-4730

DESIGN CONSULTANT

SECTIONS AND DETAILS

SHEET TITLE



AAC001323-EB0004379-CGC010769
2937 W. Cypress Creek Rd., Suite 200
Fort Lauderdale, Florida 33309
Tel: 954.484.4000 Fax: 954.484.5588
www.acaiarchitects.com
ARCHITECT OF RECORD

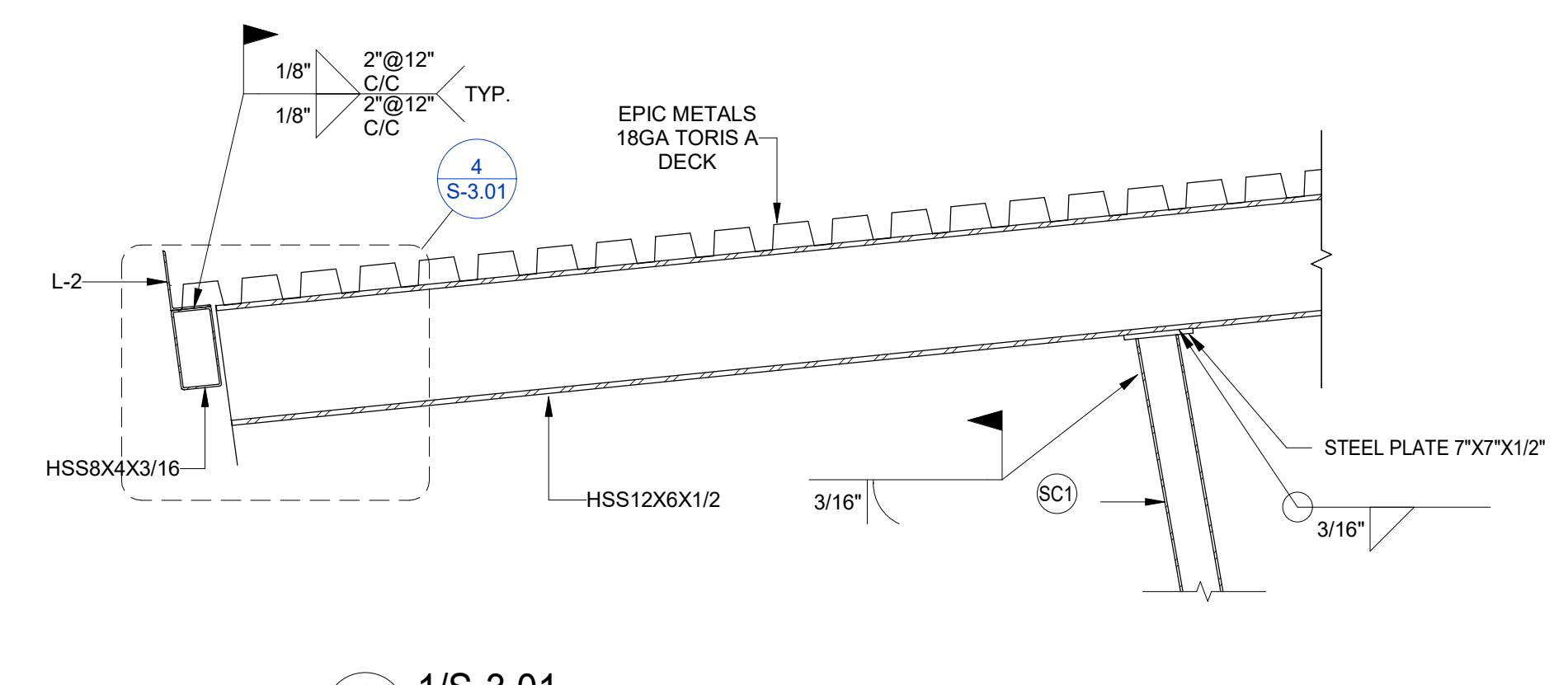
MUE21041501

PROJECT NUMBER

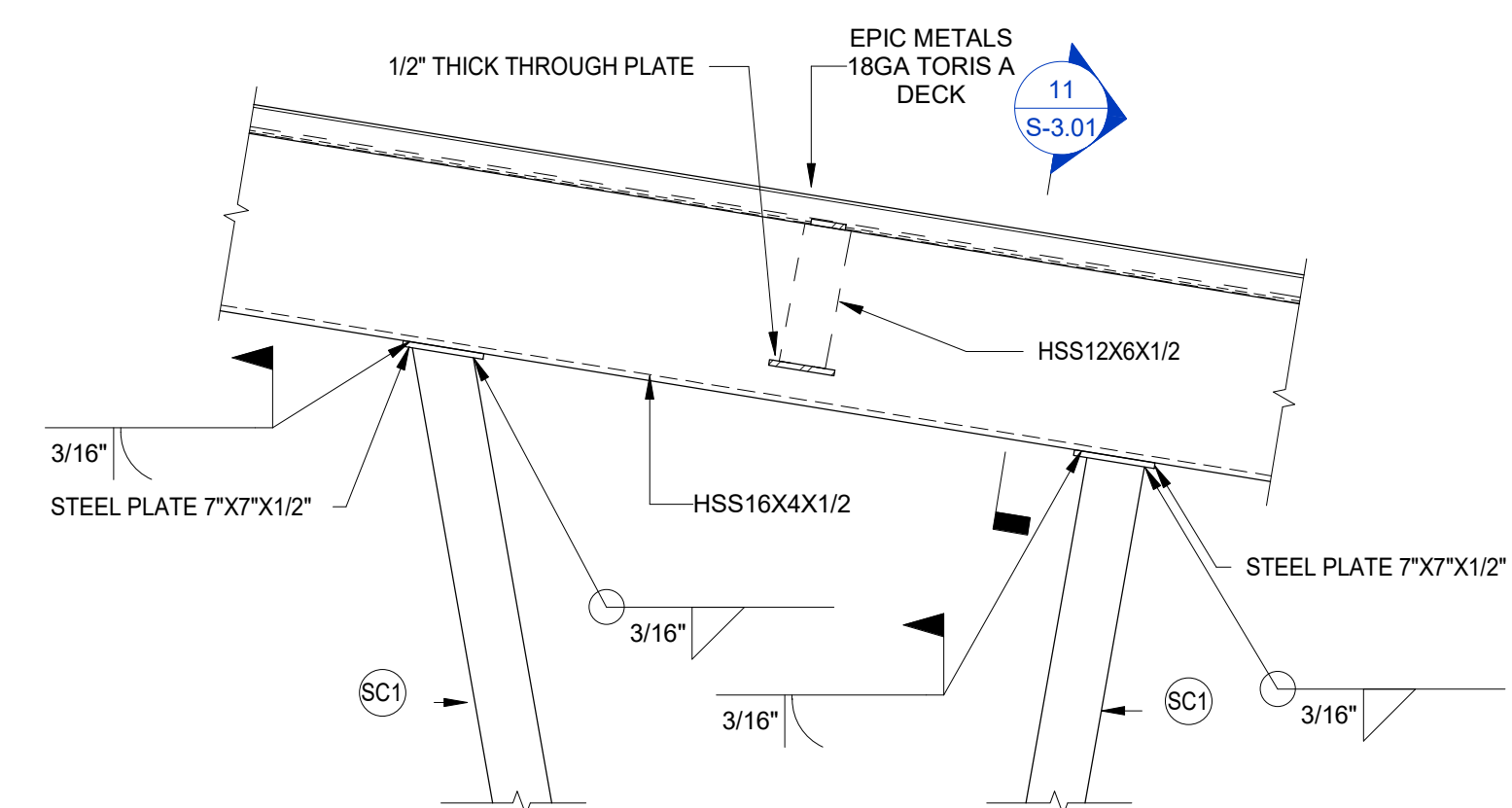
S-3.01

TO THE BEST OF MY KNOWLEDGE AND ABILITY THESE PLANS ARE COMPLETE AND COMPLY WITH THE APPLICABLE BUILDING CODES.

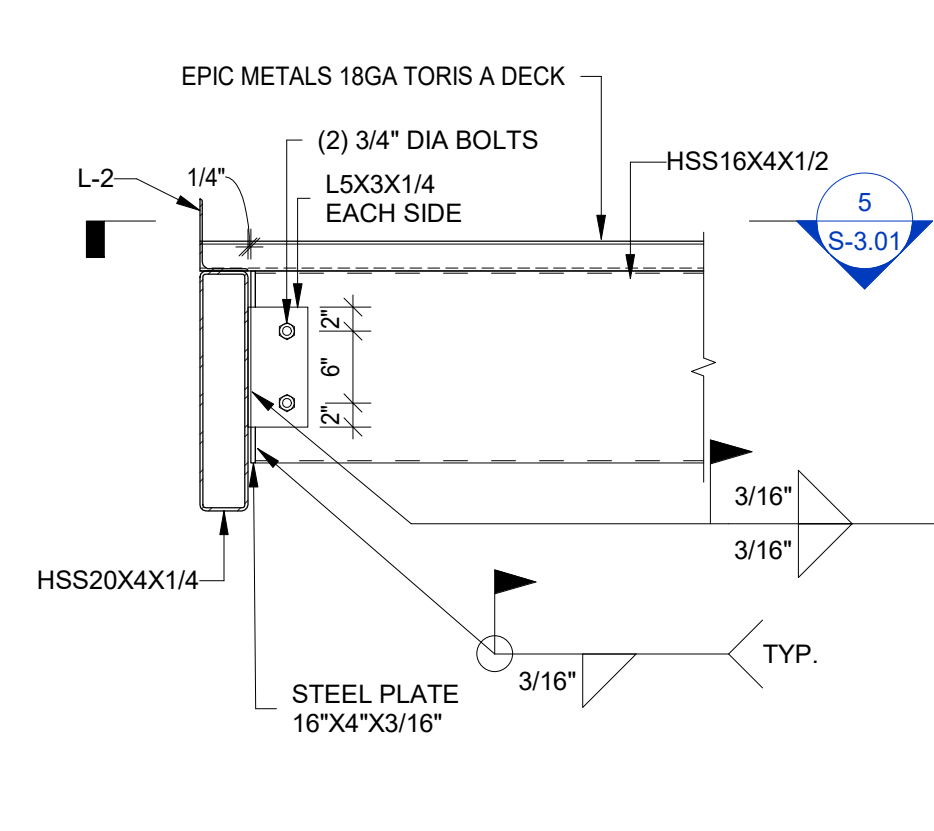
Copyright 2022 by ACAI ASSOC., INC. Exhibit 1 Page 118 of 123



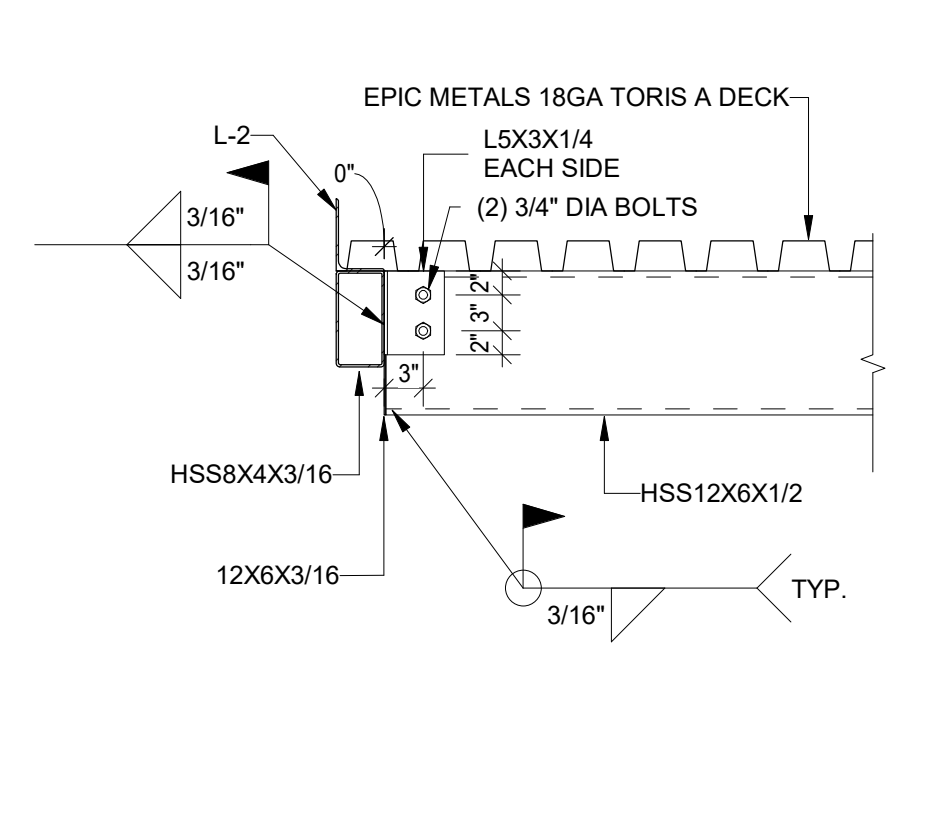
1 1/S-3.01
S-3.01 3/4" = 1'-0" 1/S-2.00



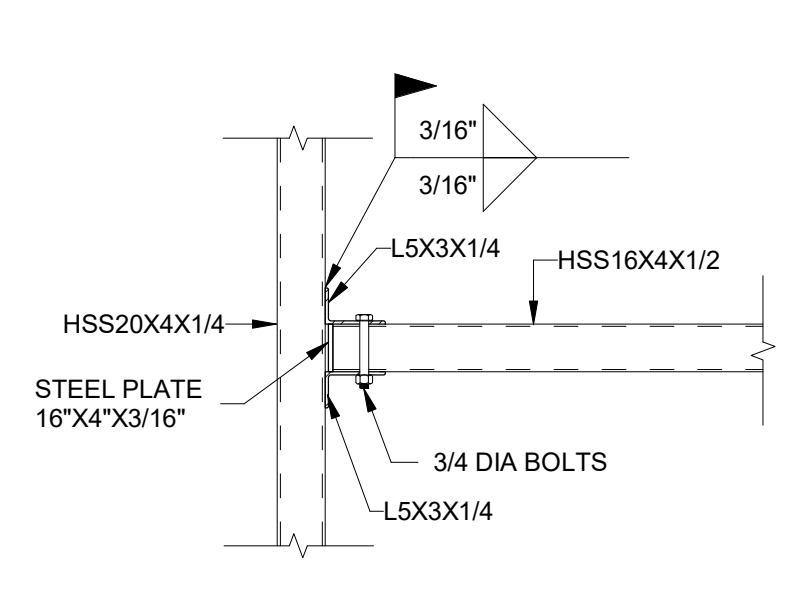
2 2/S-3.01
S-3.01 3/4" = 1'-0" 2/S-2.00



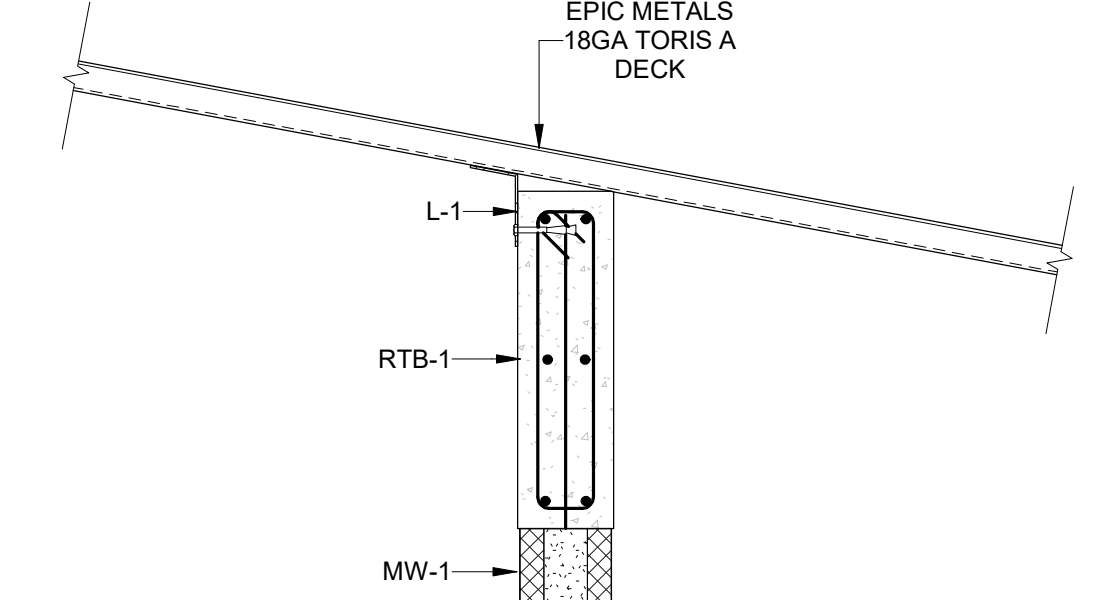
3 3/S-3.01
S-3.01 3/4" = 1'-0" 3/S-2.00



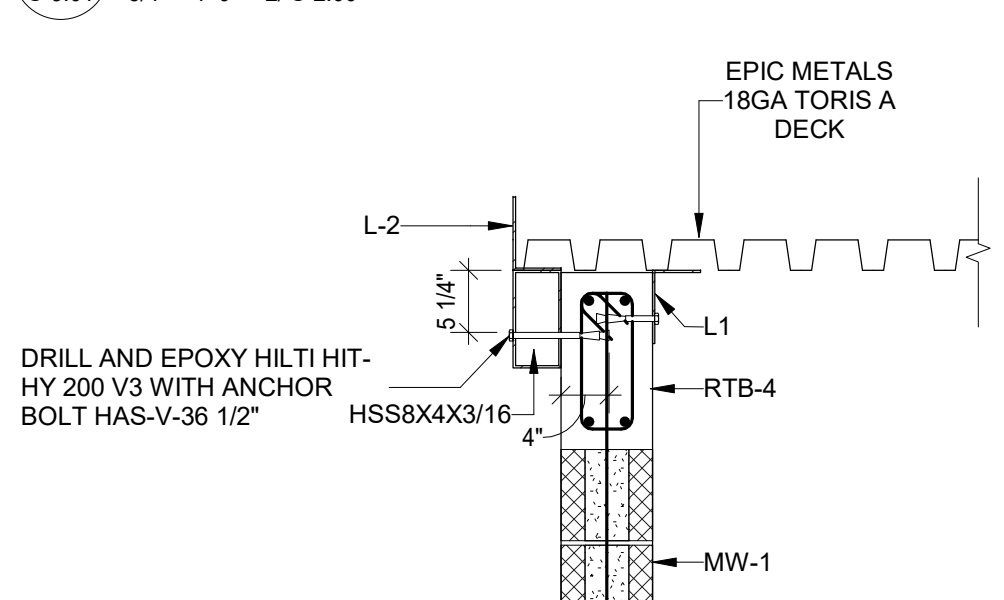
4 4/S-3.01
S-3.01 3/4" = 1'-0" 4/S-3.01



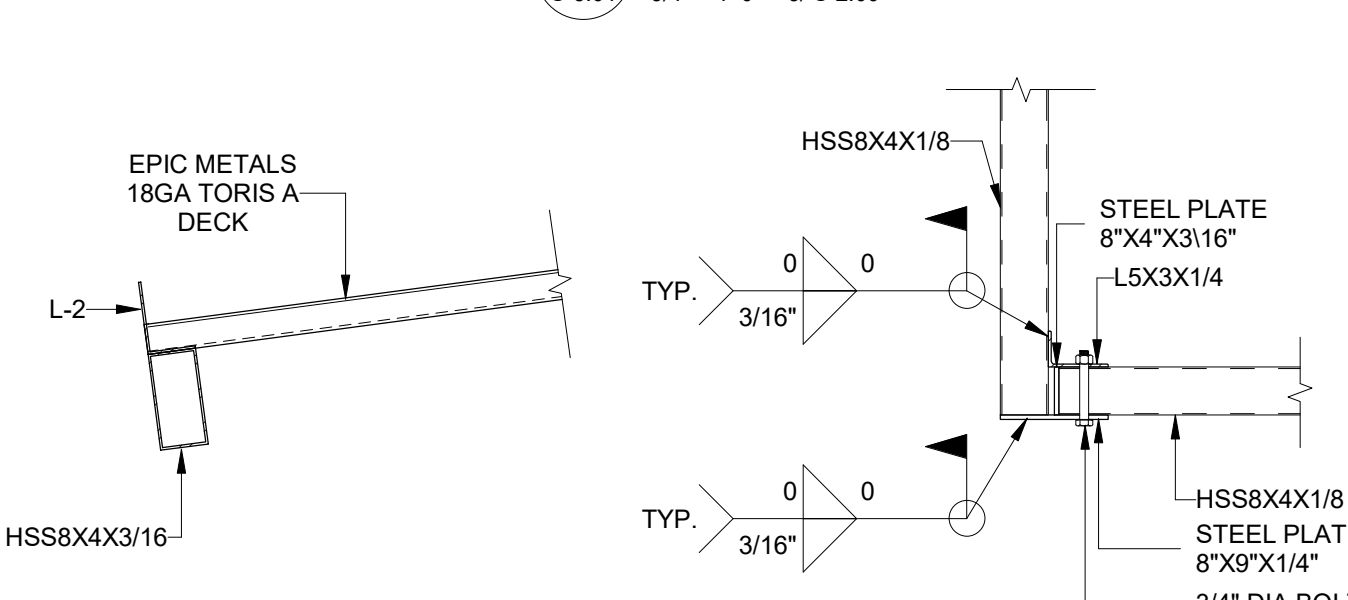
5 5/S-3.01
S-3.01 3/4" = 1'-0" 5/S-3.01



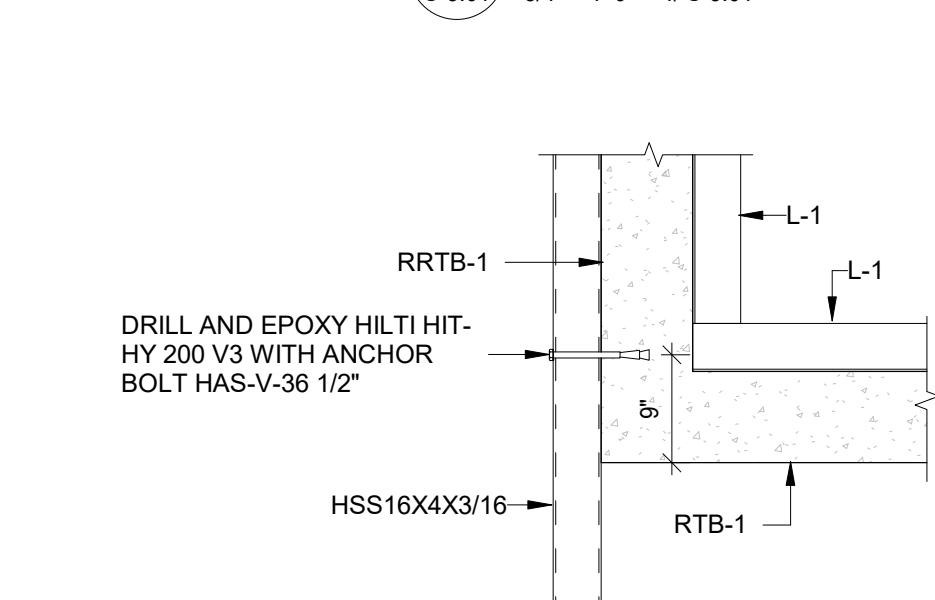
6 6/S-3.01
S-3.01 3/4" = 1'-0" 6/S-2.00



7 7/S-3.01
S-3.01 3/4" = 1'-0" 7/S-2.00

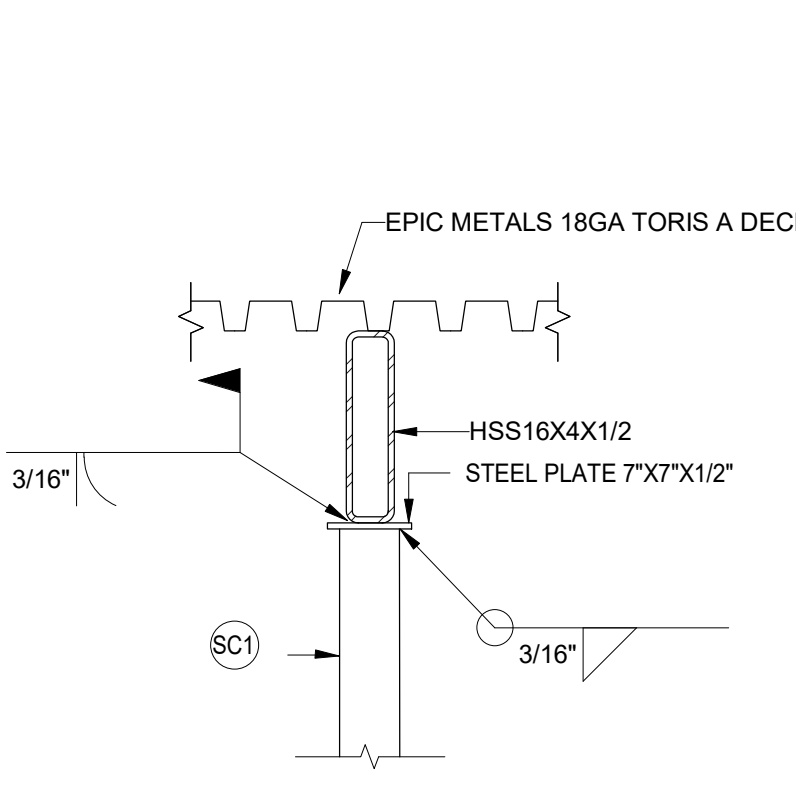


8 8/S-3.01
S-3.01 3/4" = 1'-0" 8/S-2.00

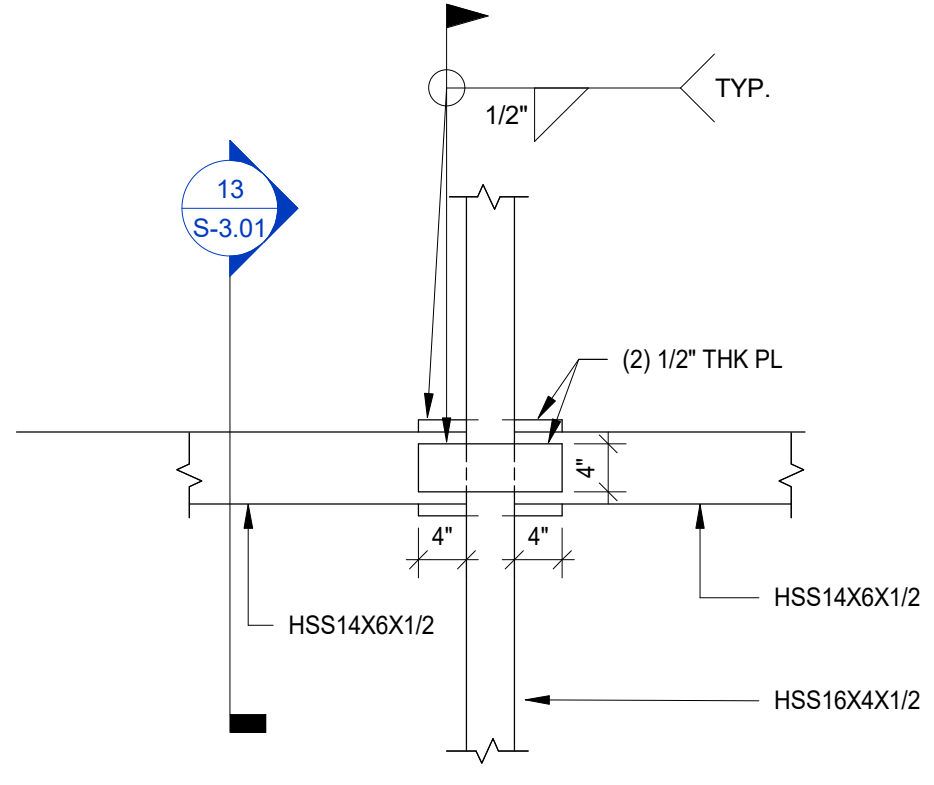


9 9/S-3.01
S-3.01 3/4" = 1'-0" 9/S-2.00

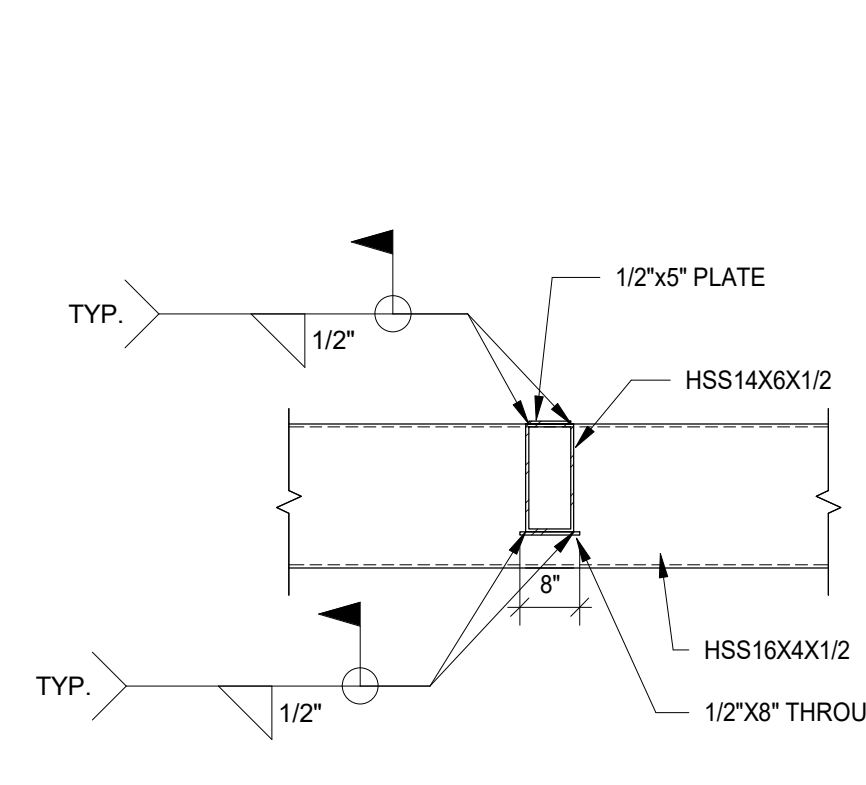
10 10/S-3.01
S-3.01 3/4" = 1'-0" 10/



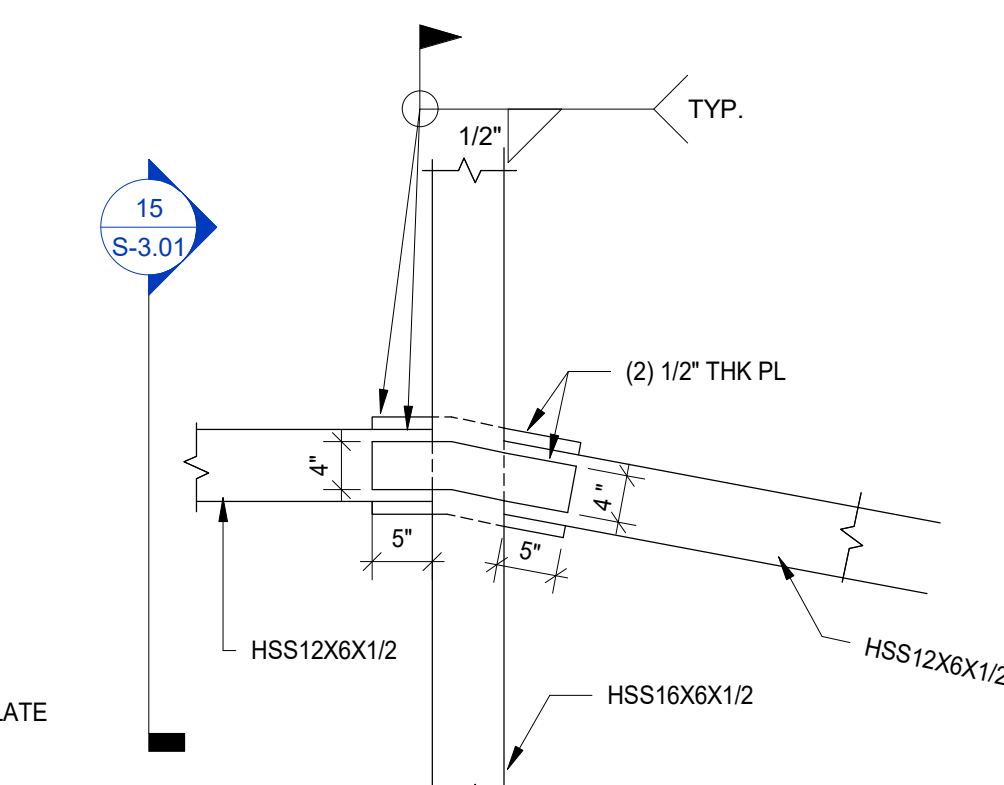
11 11/S-3.01
S-3.01 3/4" = 1'-0" 11/S-3.01



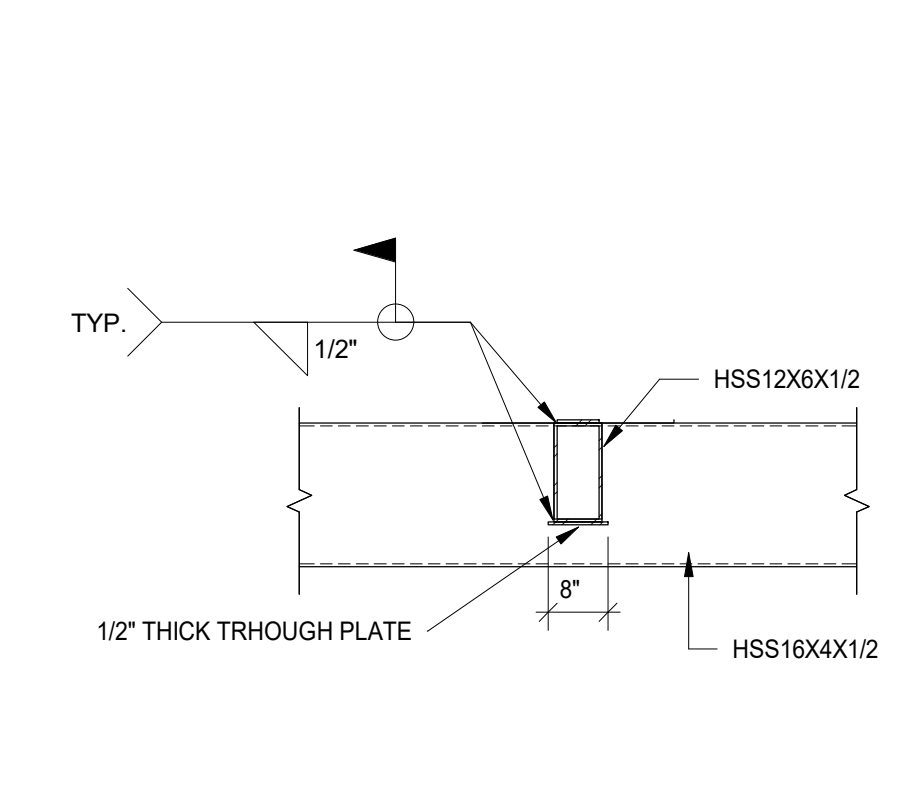
12 12/S-3.01
S-3.01 3/4" = 1'-0" 12/S-2.00



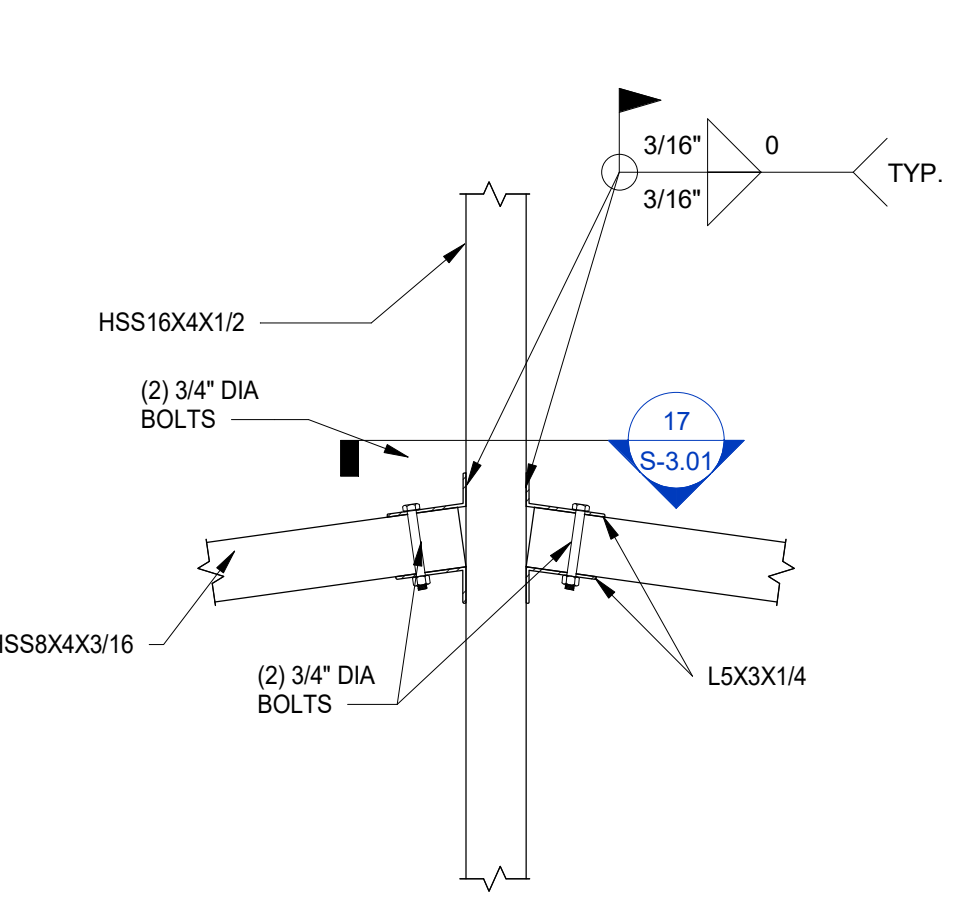
13 13/S-3.1
S-3.01 3/4" = 1'-0" 13/S-3.01



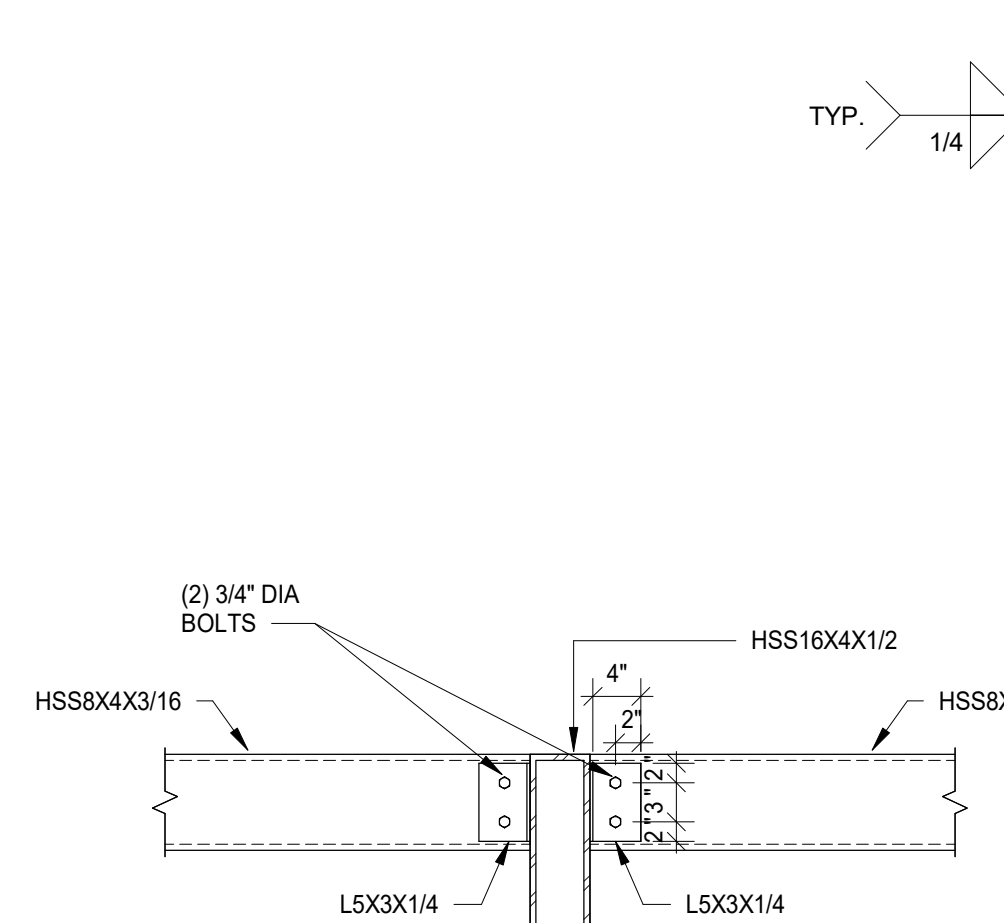
14 14/S-3.1
S-3.01 3/4" = 1'-0" 14/S-2.00



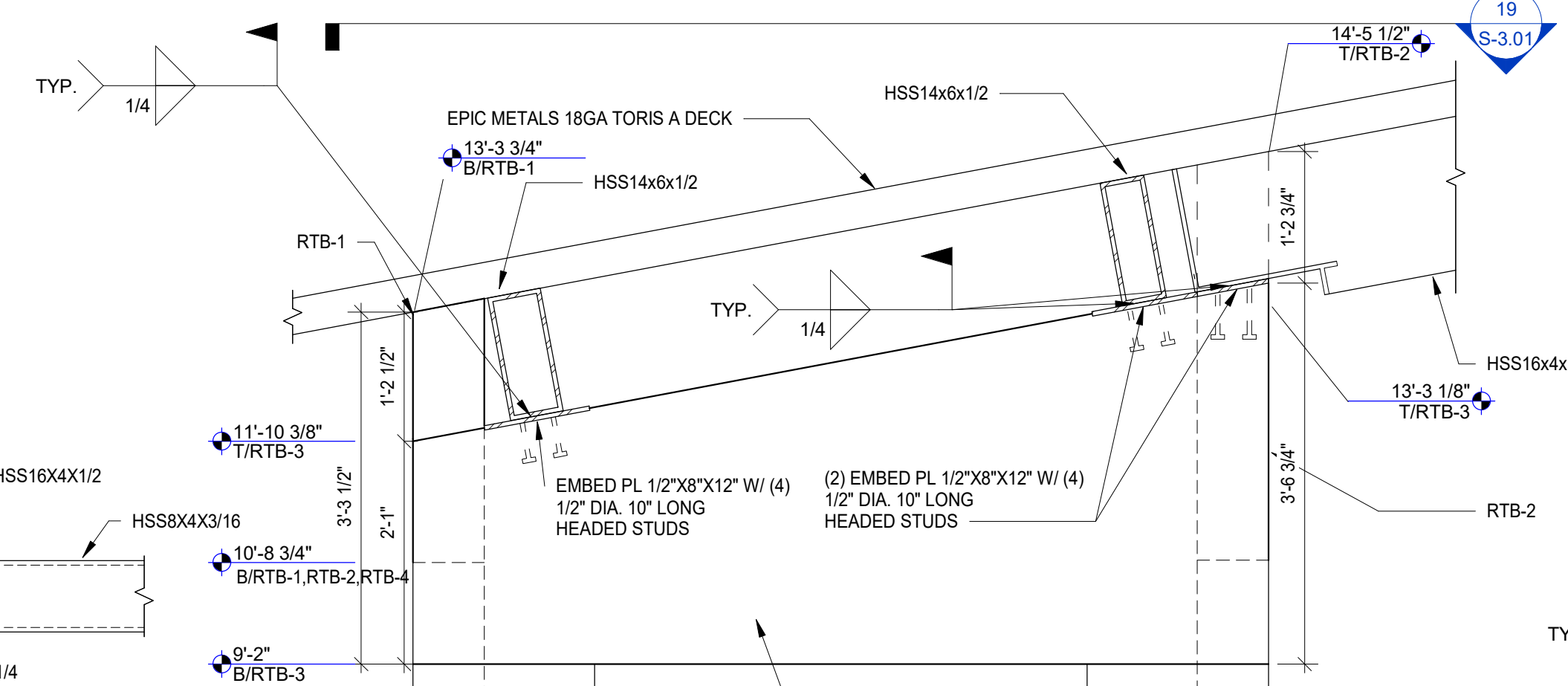
15 15/S-3.1
S-3.01 3/4" = 1'-0" 15/S-3.01



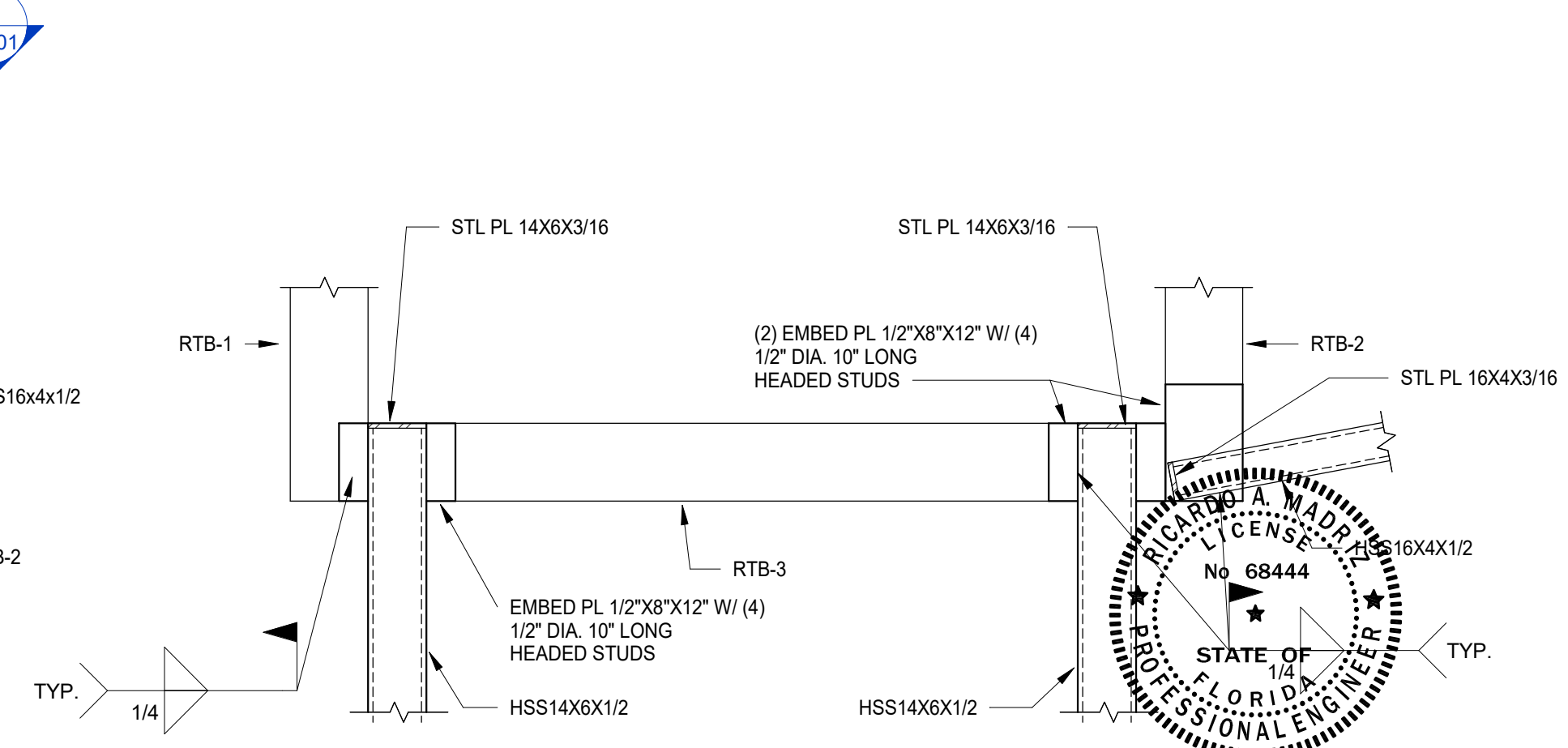
16 16/S-3.01
S-3.01 3/4" = 1'-0" 16/S-2.00



17 17/S-3.01
S-3.01 3/4" = 1'-0" 17/S-3.01



18 18/S-3.01
S-3.01



19 19/S-3.01
S-3.01 REF: 18/S-3.01

VERIFY SCALES
0 1" = 1'-0"
IF NOT ONE INCH ON THIS SHEET, ADJUST SCALES ACCORDINGLY.

PRINTED COPIES OF THIS DOCUMENT ARE NOT CONSIDERED SIGNED AND SEALED AND THE SHA AUTHENTICATION CODE MAY BE VERIFIED ON ANY ELECTRONIC COPIES.

NOTE: MUE21041501 THESE DRAWINGS, ALONG WITH THE ARCHITECTURAL DRAWINGS, AND PROJECT MANUAL CONSTITUTE A SINGULAR CONTRACT DOCUMENT AND MUST BE USED TOGETHER IN THEIR ENTIRETY IN THE CONSTRUCTION OF THIS PROJECT. DETAILS AND VIEWS ON THIS SHEET ARE TO SCALE INDICATED WHEN PRINTED ON A 24"X36" SIZE SHEET.

C:\Users\OSysovie\Documents\MUE21041501-shevi\2021-BandBldg_OSysovie.rvt 10/27/2023 11:51:24 AM

SUBMITTALS:	
PHASE	DATE
PERMIT SET	10/25/2023

REVISIONS:

NO.	DESCRIPTION	DATE

PROJECT TEAM
PROFESSIONAL IN CHARGE

ADOLFO J. COTILLA, JR., AIA

REGISTRATION NUMBER AR-0008011

APPROVED BY RM

DESIGNED BY DD

DRAWN BY OS

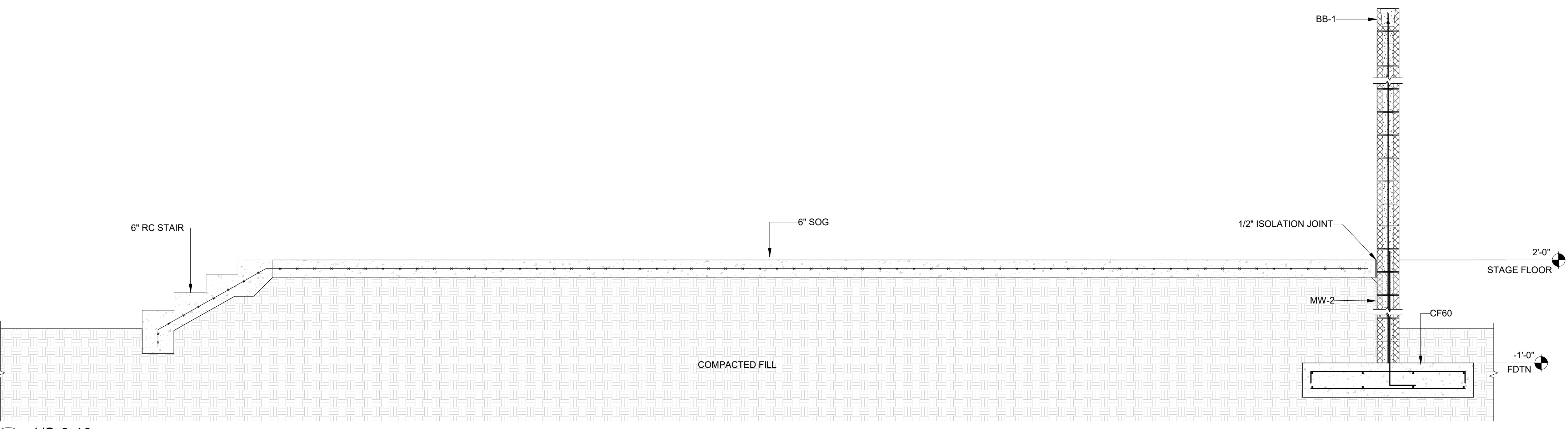
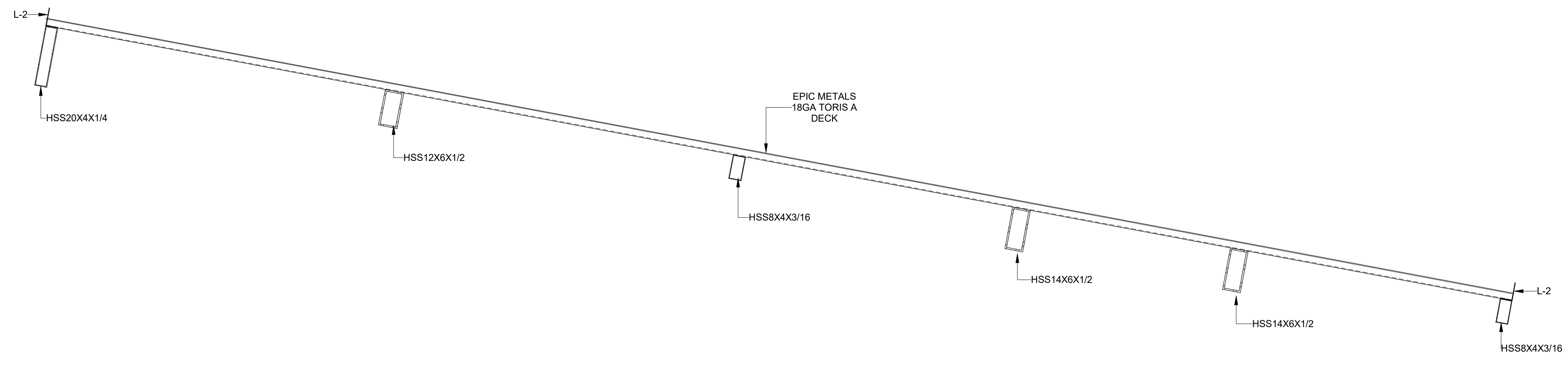
CHECKED BY RM



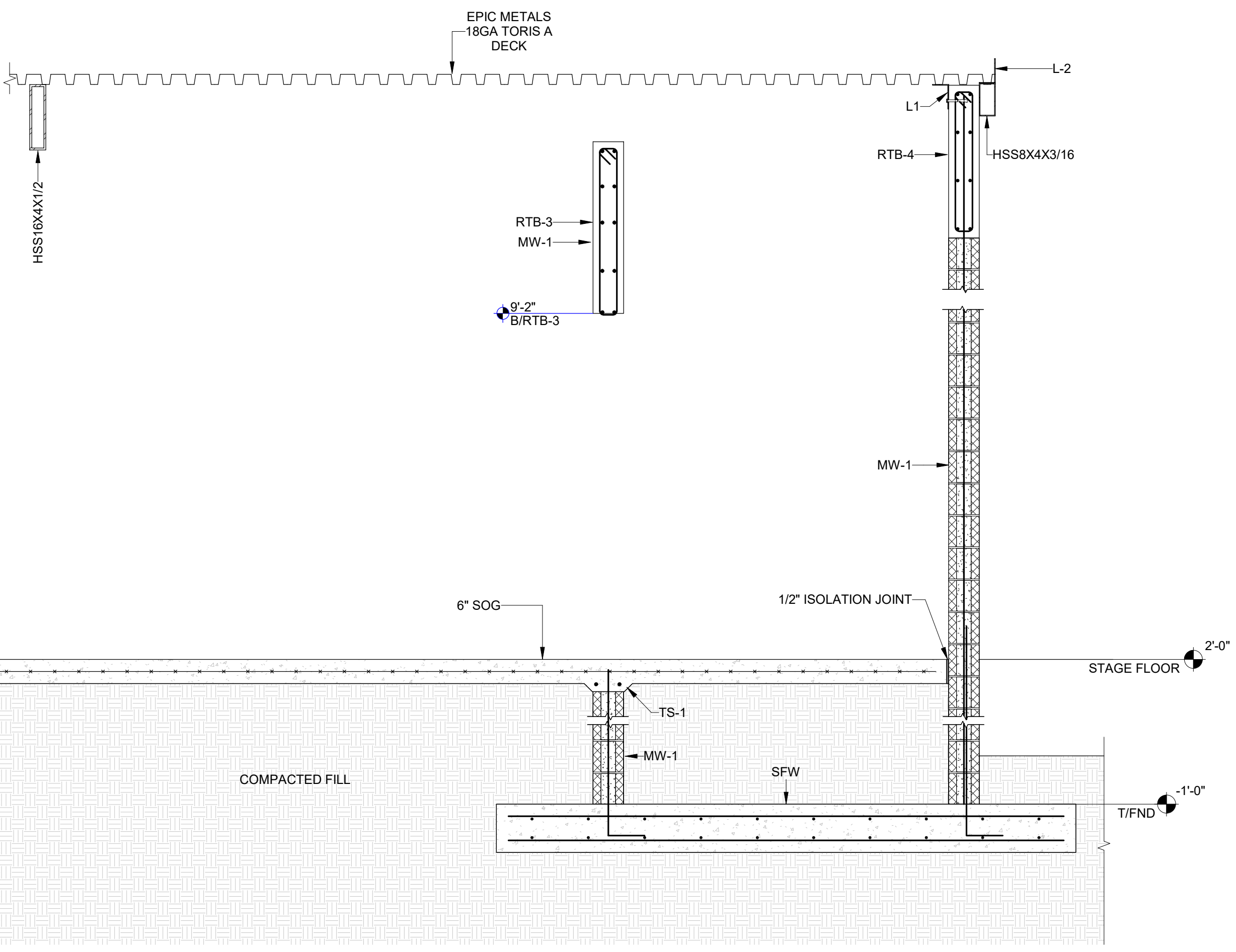
Certificate of Authorization No. 29348

CONSULTING STRUCTURAL ENGINEERS

3440 N.E. 12TH AVENUE
OAKLAND PARK, FL 33334
PH: 954-324-4730




1 1/S-3.10
S-3.10 1/2" = 1'-0" 1/S-2.00




2 2/S-3.10
S-3.10 1/2" = 1'-0" 2/S-2.00

DESIGN CONSULTANT



SECTIONS AND DETAILS

SHEET TITLE



AAC001323-EB0004379-CGC010769
2937 W. Cypress Creek Rd., Suite 3309
Fort Lauderdale, Florida 33309
Tel: 954.484.4000 Fax: 954.484.5588
www.acaiarchitects.com
ARCHITECT OF RECORD

MUE21041501


PROJECT NUMBER

S-3.10

SHEET NUMBER

TO THE BEST OF MY KNOWLEDGE AND ABILITY THESE PLANS ARE COMPLETE AND COMPLY WITH THE APPLICABLE BUILDING CODES.

COPYRIGHT 2022 BY ACAI ASSOC., INC. (REV. 2/2015)
Exhibit 1
Page 119 of 123



RICARDO A. MADRIZ
FL P.E. # 68444
OCTOBER 30, 2023
RICARDO A. MADRIZ, STATE OF FLORIDA,
PROFESSIONAL ENGINEER, LICENSE NO: 68444

THIS ITEM HAS BEEN ELECTRONICALLY SIGNED AND SEALED BY RICARDO A. MADRIZ, P.E. ON THE DATE INDICATED HERE USING A SHA AUTHENTICATION CODE/

VERIFY SCALES
0 1" = 1'-0"
IF NOT ONE INCH ON THIS SHEET,
ADJUST SCALES ACCORDINGLY.

PRINTED COPIES OF THIS DOCUMENT ARE NOT CONSIDERED SIGNED AND SEALED AND THE SHA AUTHENTICATION CODE MAY BE VERIFIED ON ANY ELECTRONIC COPIES.

NOTE: MUE21041501
THESE DRAWINGS, ALONG WITH THE ARCHITECTURAL DRAWINGS, AND PROJECT MANUAL CONSTITUTE A SINGULAR CONTRACT DOCUMENT AND MUST BE USED TOGETHER IN THEIR ENTIRETY IN THE CONSTRUCTION OF THIS PROJECT.
DETAILS AND VIEWS ON THIS SHEET ARE TO SCALE INDICATED WHEN PRINTED ON A 24"x36" SIZE SHEET.

WALL FOOTING SCHEDULE									
MARK	WIDTH	LENGTH	FOUNDATION THICKNESS	BOTTOM REINFORCING LW	BOTTOM REINFORCING SW	TOP REINFORCING LW	TOP REINFORCING SW	COMMENTS	
CF24	2'-0"	CONT	12"	3#5 CONT	#4@24" C/C				
CF42	3'-6"	CONT	12"	4#5 CONT	#4@24" C/C				
CF80	5'-0"	CONT	12"	5#5 CONT	#4@24" C/C	5#5 CONT	#4@24" C/C		

SPREAD FOOTING SCHEDULE									
MARK	WIDTH	LENGTH	THICKNESS	BOTTOM REINFORCING LW	BOTTOM REINFORCING SW	TOP REINFORCING LW	TOP REINFORCING SW	COMMENTS	
F48	4'-0"	4'-0"	12"	4#5	4#5				
F72	6'-0"	6'-0"	12"	6#5	6#5	6#5	6#5		
F110	9'-2"	9'-2"	12"	#5@15" C/C	#5@15" C/C	#5@15" C/C	#5@15" C/C		TOP REINFORCEMENT 45" EACH SIDE FROM COLUMN CENTER
SWF	12'-0"	14'-0"	12"	#5@14" C/C	#5@14" C/C	#5@14" C/C	#5@14" C/C		

FOUNDATION SCHEDULE NOTES:

- ELECTRICAL DUCT BANKS, ELECTRICAL CONDUITS, PLUMBING PIPES, FIRE SPRINKLER LINES OR ANY OTHER CIVIL, MECHANICAL AND PLUMBING LINES MUST NOT BE LOCATED WITHIN OR BELOW AND BUILDING FOUNDATIONS UNLESS SPECIFICALLY APPROVED AND DETAILED IN THESE STRUCTURAL CONSTRUCTION DOCUMENTS PREPARED AND SIGNED AND SEALED BY MUENGINEERS.
- FOXXX - INDICATES AN INDIVIDUAL FOUNDATION.
- CFXXX - INDICATES A CONTINUOUS WALL FOUNDATION.
- SWFXX - INDICATES A SHEAR WALL FOUNDATION.
- SEE THE GEOTECHNICAL REPORT, STRUCTURAL NOTES, TYPICAL DETAILS, SECTIONS AND DETAILS FOR ADDITIONAL INFORMATION.

THICKENED EDGE/ THICKENED SLAB SCHEDULE									
MARK	ELEVATION AT TOP	WIDTH (IN)	DEPTH (IN)	CONT. BOTTOM REINFORCING	PERP. BOTTOM REINFORCING	CONT. TOP REINFORCING	PERP. TOP REINFORCING	COMMENTS	
TE-1	2'-0"	1'-0"	8"	2#5 CONT					
TE-2	Varies	8"	8"	1#5 CONT					
TE-3	Varies	8"	8"	1#5 CONT					
TS-1	2'-0"	8"	8"	2#5 CONT					

STEEL COLUMN SCHEDULE				
MARK	COLUMN TYPE	BASE CONNECTION	TOP CONNECTION	COMMENTS
SC1	REFER TO SECTION	REFER TO SECTION	REFER TO SECTION	REFER TO SECTION

COLUMN SCHEDULE NOTES:

- ELECTRICAL CONDUITS, PLUMBING PIPES, FIRE SPRINKLER LINES OR ANY OTHER MECHANICAL AND PLUMBING LINES MUST NOT BE LOCATED WITHIN ANY COLUMNS UNLESS SPECIFICALLY APPROVED AND DETAILED IN THE STRUCTURAL CONSTRUCTION DOCUMENTS PREPARED AND SIGNED AND SEALED BY MUENGINEERS.
- COVER ALL STEEL SECTION EXPOSED TO EARTH AND BELOW GRADE W/ 2 LAYERS OF HEAVY BITUMASTIC PAINT.
- ALL TUBE STEEL COLUMNS MUST BE CONCRETE FILLED.
- ALL PIPE COLUMNS MUST BE CONCRETE FILLED.
- SEE THE STRUCTURAL NOTES, TYPICAL DETAILS, SECTIONS AND DETAILS FOR ADDITIONAL INFORMATION.

SLAB SCHEDULE		
MARK	DESCRIPTION	
4" SOG	4" THICK RAMP SLAB ON GRADE WITH ONE LAYER OF 6X6-W1.4XW1.4 WELDED WIRE FABRIC AT 1/3-DEPTH FROM TOP OF THE SLAB	
6" SOG	6" THICK SLAB ON GRADE WITH ONE LAYER OF 6X6-W1.4XW1.4 WELDED WIRE FABRIC AT 1/3-DEPTH FROM TOP OF THE SLAB	

CMU WALL SCHEDULE	
MARK	DESCRIPTION
MW-1	8" LOAD BEARING CMU WALL W/ #5@32" C/C VERTICAL REINFORCING IN GROUT FILLED CELLS
MW-2	8" LOAD BEARING CMU WALL W/ #5@24" C/C VERTICAL REINFORCING IN GROUT FILLED CELLS
MW-3	8" LOAD BEARING CMU WALL W/ #5 VERTICAL REINFORCING IN GROUT FILLED CELLS

BEAM SCHEDULE							
MARK	ELEVATION AT TOP	SIZE		REINFORCING			COMMENTS
		WIDTH (IN)	DEPTH (IN)	BOTTOM REINFORCING	TOP REINFORCING	STIRRUPS	
B-1	9'-0"	3'-0"	18"				BEAM TO BE DESIGNED BY SIGN SPECIALTY ENGINEER
BB-1		2'-0"	8"	1#5	3#5		
CC-1	4'-0"	4'-0"	4"	3#5	3#5		
RTB-1	13'-0 7/8"	8"	28"	2#5	2#5	#3@8" C/C	#5@12" C/C SKIN REINFORCEMENT
RTB-2	14'-5 3/8"	8"	44 1/2"	2#5	2#5	#3@8" C/C	#5@12" C/C SKIN REINFORCEMENT
RTB-3		7'-5/8"		2#5	2#5	#3@8" C/C	#5@12" C/C SKIN REINFORCEMENT. SLOPE BEAM, MINIMUM DEPTH OF 12"
RTB-4		7'-5/8"		2#5	2#5	#3@8" C/C	#5@12" C/C SKIN REINFORCEMENT. SLOPE BEAM, MINIMUM DEPTH OF 12"

BEAM SCHEDULE NOTES:

- MINIMUM BAR LAP SPLICE TO BE CLASS 'C' FOR ALL BEAMS.
- FOR CONCRETE BEAMS DEEPER THAN 24", ADDITIONAL CONTINUOUS HORIZONTAL #5 BARS TO BE PLACED AT EACH FACE OF BEAM AND SPACED NO GREATER THAN 12" VERTICALLY ON CENTER.
- ELEVATION TOP OF CONCRETE PERIMETER BEAMS ON MAIN ROOF (EL. 'XX'-X") MUST BE LOWERED FOR CONDITIONS WHERE BAR JOISTS BEAR ON CONCRETE BEAMS AND OTHER CONDITIONS SHOWN ON STRUCTURAL SECTIONS AND DETAILS.
- T/O INDICATES THROUGHOUT.
- ALL BEAM DEPTHS ARE MINIMUM AND CAN BE INCREASED TO MEET BLOCK COURSING. ADD 2#5 AT MID DEPTH IF INCREASE IN DEPTH EXCEEDS 8"
- ALL TIE-BEAMS MUST HAVE A MINIMUM OF (3) #3 TIES @ 12" C/C AT EACH FACE OF A SUPPORT AND AT ALL CORNERS AND #3 TIES @48"C/C THROUGHOUT THE LENGTH OF THE BEAM
- MINIMUM CONCRETE COVER FOR REINFORCING MUST BE AS PER THE CURRENT ACI 318 AND WITHIN ALLOWABLE TOLERANCES AS PER ACI 117 STANDARD.
- ELEVATIONS IN PARENTHESIS REFERENCE TOP OF FLOOR ELEVATION.
- TOP STEEL OF BEAMS MUST ONLY BE SPLICED OVER SUPPORTS. FOR MORE INFORMATION SEE TYPICAL BENDING DIAGRAM.
- SHOP DRAWINGS THAT DO NOT FOLLOW REINFORCING LAYOUT AS INDICATED IN TYPICAL BENDING DIAGRAM WILL BE REJECTED!
- STIRRUPS MUST BE PLACED THROUGHOUT WHOLE LENGTH OF BEAM UNLESS BALANCE STIRRUPS ARE CALLED OUT IN SCHEDULE.
- PLACE BOTTOM REINFORCEMENT IN TWO LAYERS.
- SEE THE STRUCTURAL NOTES, TYPICAL DETAILS, THE TYPICAL BENDING DIAGRAM, SECTIONS AND DETAILS FOR ADDITIONAL INFORMATION

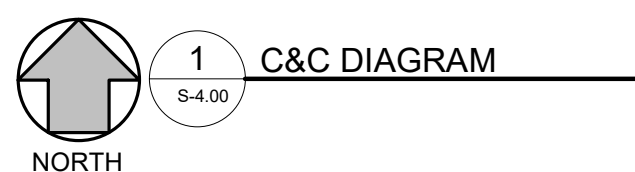
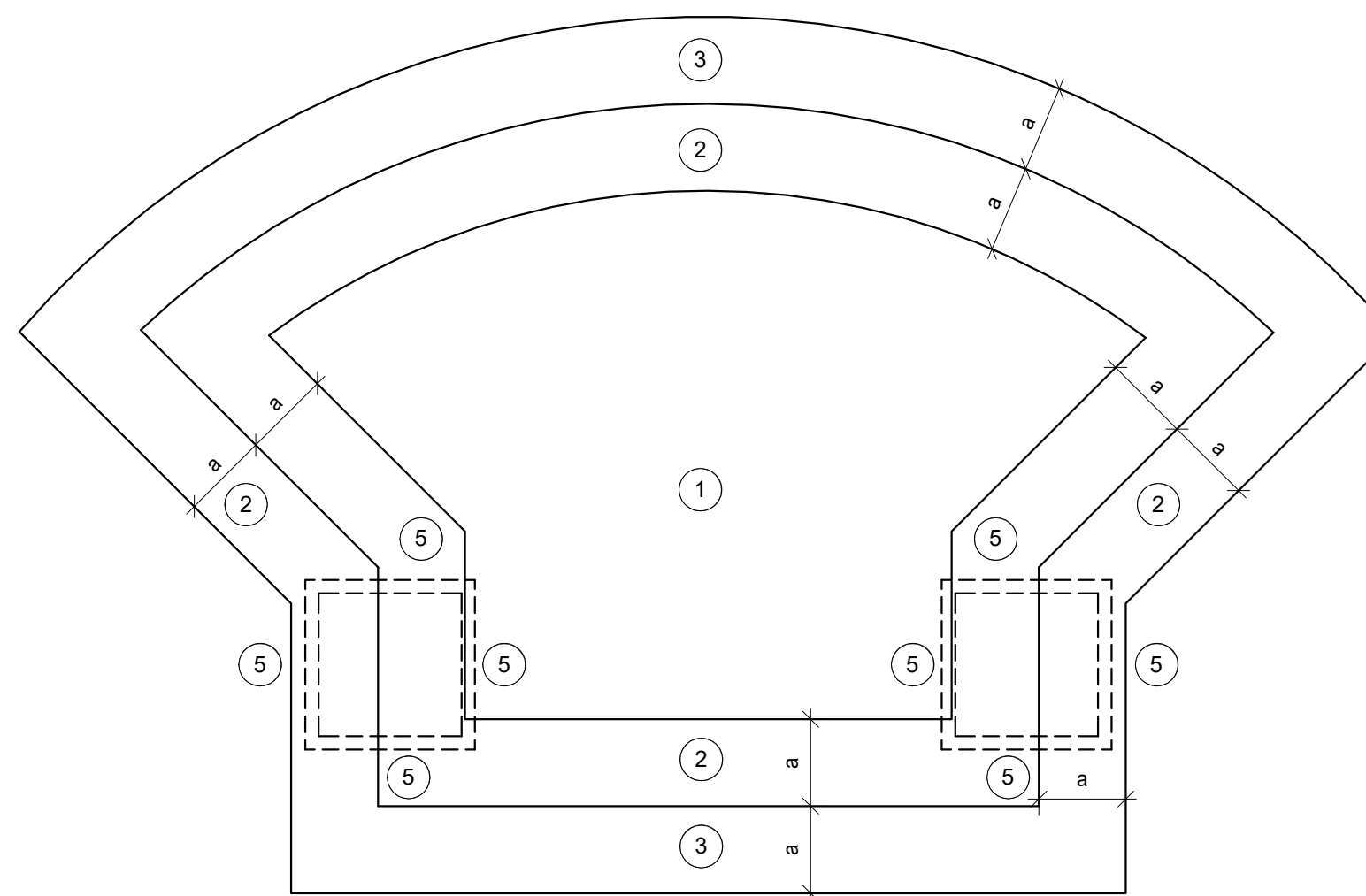
CMU WALL, PILASTER AND CMU COLUMN VERTICAL REINFORCEMENT DEVELOPMENT AND LAP SPLICE LENGTHS			
BAR SIZE	8" CMU (1) BAR/CELL		NOTES:
	TOP BARS	OTHER BARS	
#3	16		1. ALL DEVELOPMENT AND LAP SPLICE LENGTH ARE IN INCHES. 2. THE LAP SPLICE LENGTH TABLE SHALL BE USED FOR ALL REINFORCED CMU WALLS, PILASTERS AND COLUMNS UNLESS NOTED OTHERWISE IN DETAILS. 3. INCREASE TABULATED VALUES BY 50% FOR EPOXY COATED REINFORCEMENT. 4. THE TABLE IS DEVELOPED BASED ON $f_m=1500$ PSI. REFER TO GENERAL NOTES AND SPECIFICATIONS FOR CMU f_m . 5. WITH THE APPROVAL BY THE STRUCTURAL ENGINEER OF RECORD, MECHANICAL SPLICES DEVELOPING AT LEAST 125% OF THE YIELD STRENGTH, f_y OF THE BAR MAY BE SUBSTITUTED IN SOME LOCATIONS 6. WHEN THE LAP SPLICING BARS OF DIFFERENT SIZES, THE LAP LENGTH IS DETERMINED BY THE SMALLER BAR.
#4	21		
#5	27		
#6	41		
#7	56		
#8	72		
#9	NP		

CONCRETE BEAM, SLAB AND FOUNDATION LAP SPLICE SCHEDULE										
BAR SIZE	$f_c=3,000$		$f_c=4,000$		$f_c=5,000$		$f_c=6,000$		$f_c=7,000$	
	TOP BARS	OTHER BARS	TOP BARS	OTHER BARS	TOP BARS	OTHER BARS	TOP BARS	OTHER BARS	TOP BARS	OTHER BARS
#3	28	21	24	18	22	17	20	16	18	16
#4	37	28	32	25	29	22	26	20	24	19
#5	46	36	40	31	36	28	33	25	30	23
#6	56	43	48	37	43	33	39	30	36	28
#7	81	62	70	54	63	48	57	44	53	41
#8	93	71	80	62	72	55	65	50	61	47
#9	104	80	90	70	81	62	74	57	68	53
#10	118	90	102	78	91	70	83	64	77	59
#11	131	100	113	87	101	78	92	71	85	66

LINTEL SCHEDULE		
LINTEL SPAN	LINTEL DESIGNATION	REMARKS
UP TO 4'-0"	8 F8-1B	
FROM 4'-0" TO 6'-0"	8 F8-1B/1T	12F8-2B
FROM 6'-1" TO 8'-0"	8 F16-1B/1T	12F16-2B/2T
FROM 8'-1" TO 10'-0"	8 F24-2B/2T	12F16-2B/2T
FROM 10'-1" TO 13'-0"	8 F32-2B/2T	12F24-2B/2T
OVER 13'-0"	CAST IN PLACE BEAM	

NOTES:

- LINTELS SHALL BE "CAST -CRETE" OR EQUIVALENT PRECAST CONCRETE U.N.O
- LINTELS SHALL BEAR 5" MIN. ON CMU CONCRETE AND 3" MIN ON STEEL ANGLES.



COMPONENT	LESS THAN 17 SF EFFECTIVE WIND AREA		17-68.1 SF EFFECTIVE WIND AREA		MORE THAN 68 SF EFFECTIVE WIND AREA	
	PRESSURE (PSF)	SUCTION (PSF)	PRESSURE (PSF)	SUCTION (PSF)	PRESSURE (PSF)	SUCTION (PSF)
ROOF ZONE 1	44.5	-85.8	44.5	-85.8	44.5	-85.8
ROOF ZONE 2	66.7	-131.1	66.7	-131.1	44.5	-85.8
ROOF ZONE 3	88.9	-217.4	66.7	-131.1	44.5	-85.8
WALL ZONE 5	49.5	-99.6	46	-90.3	42.5	-90.9

COMPONENTS AND CLADDING ULTIMATE WIND PRESSURES

NOTES:
 $a^* = 4'-1.51/256"$
 (+) INDICATES INWARD PRESSURE.
 (-) INDICATES OUTWARD (SUCTION) PRESSURE.
 PRESSURES FOR TRIBUTARY AREAS BETWEEN THOSE SHOWN MAY BE INTERPOLATED.
 ALL PRESSURES INDICATED CAN BE MULTIPLIED BY A FACTOR OF 0.6 FOR WINDOWS AND DOORS THAT HAVE BEEN TESTED AS PER FLORIDA BUILDING CODE 2020 TEST APPLICATION STANDARD 202.94.
 ALL PRESSURES INDICATED CAN BE MULTIPLIED BY A FACTOR OF 0.6 FOR ROOFING SYSTEM ASSEMBLIES THAT HAVE BEEN TESTED AS PER FLORIDA BUILDING CODE 2020 TEST APPLICATION STANDARD 114-95.
 USE ZONE 1, 2 AND 3 PRESSURES FOR ROOFING AREA.
 RAILINGS AND BALCONIES SECTIONS OF LESS THAN 6 FT DEEP (SHORTEST DISTANCE FROM BALCONY EDGE TO EXTERIOR BUILDING WALL) SHALL BE DESIGNED FOR 10 SF TRIBUTARY WIND AREA.
 RAILINGS AND BALCONIES OF MORE THAN 6 FT DFEET SHALL BE DESIGNED FOR PARAPET PRESSURES

SUBMITTALS:	
PHASE	DATE
PERMIT SET	10/25/2023

REVISIONS:		
NO.	DESCRIPTION	DATE

PROJECT TEAM
 PROFESSIONAL IN CHARGE
 ADOLFO J. COTILLA, JR., AIA
 REGISTRATION NUMBER AR-0008011
 APPROVED BY RM
 DESIGNED BY DD
 DRAWN BY OS
 CHECKED BY RM

MUEngineers, Inc.
 Certificate of Authorization No. 29348
 CONSULTING STRUCTURAL ENGINEERS
 3440 N.E. 12TH AVENUE
 OAKLAND PARK, FL 33334
 PH: 954-324-4730

DESIGN CONSULTANT

SCHEDULES AND COMPONENTS AND CLADDING DIAGRAM

SHEET TITLE
ACAI
 associates, inc.
 architecture engineering
 roofing consulting
 construction management
 AAC001323-EB0004379-CGC010769
 2937 W. Cypress Creek Rd., Suite 200
 Fort Lauderdale, Florida 33309
 Tel: 954.484.4000 Fax: 954.484.5588
 www.acaiarchitects.com
 ARCHITECT OF RECORD



RICARDO A. MADRIZ
 FL P.E. # 68444
 OCTOBER 30, 2023
 RICARDO A. MADRIZ, STATE OF FLORIDA,
 PROFESSIONAL ENGINEER, LICENSE NO: 68444

THIS ITEM HAS BEEN ELECTRONICALLY SIGNED AND SEALED BY RICARDO A. MADRIZ, P.E. ON THE DATE INDICATED HERE USING A SHA AUTHENTICATION CODE/
 PRINTED COPIES OF THIS DOCUMENT ARE NOT CONSIDERED SIGNED AND SEALED AND THE SHA AUTHENTICATION CODE MAY BE VERIFIED ON ANY ELECTRONIC COPIES.

VERIFY SCALES
 0 1" = 4'-0" (IF NOT ONE INCH ON THIS SHEET, ADJUST SCALES ACCORDINGLY.)

NOTE: MUE21041501 THESE DRAWINGS, ALONG WITH THE ARCHITECTURAL DRAWINGS, AND PROJECT MANUAL CONSTITUTE A SINGULAR CONTRACT DOCUMENT AND MUST BE USED TOGETHER IN THEIR ENTIRETY IN THE CONSTRUCTION OF THIS PROJECT. DETAILS AND VIEWS ON THIS SHEET ARE TO SCALE INDICATED WHEN PRINTED ON A 24"x36" SIZE SHEET.

MUE21041501
 PROJECT NUMBER
S-4.00
 SHEET NUMBER
 TO THE BEST OF MY KNOWLEDGE AND ABILITY THESE PLANS ARE COMPLETE AND COMPLY WITH THE APPLICABLE BUILDING CODES.
 COPYRIGHT 2022 BY ACAI ASSOC., INC.
 Exhibit 1
 Page 120 of 123

SUBMITTALS:	
PHASE	DATE
PERMIT SET	10/25/2023

REVISIONS:

NO.	DESCRIPTION	DATE

PROJECT TEAM
PROFESSIONAL IN CHARGE

ADOLFO J. COTILLA, JR., AIA

REGISTRATION NUMBER AR-0008011

APPROVED BY RM

DESIGNED BY DD

DRAWN BY OS

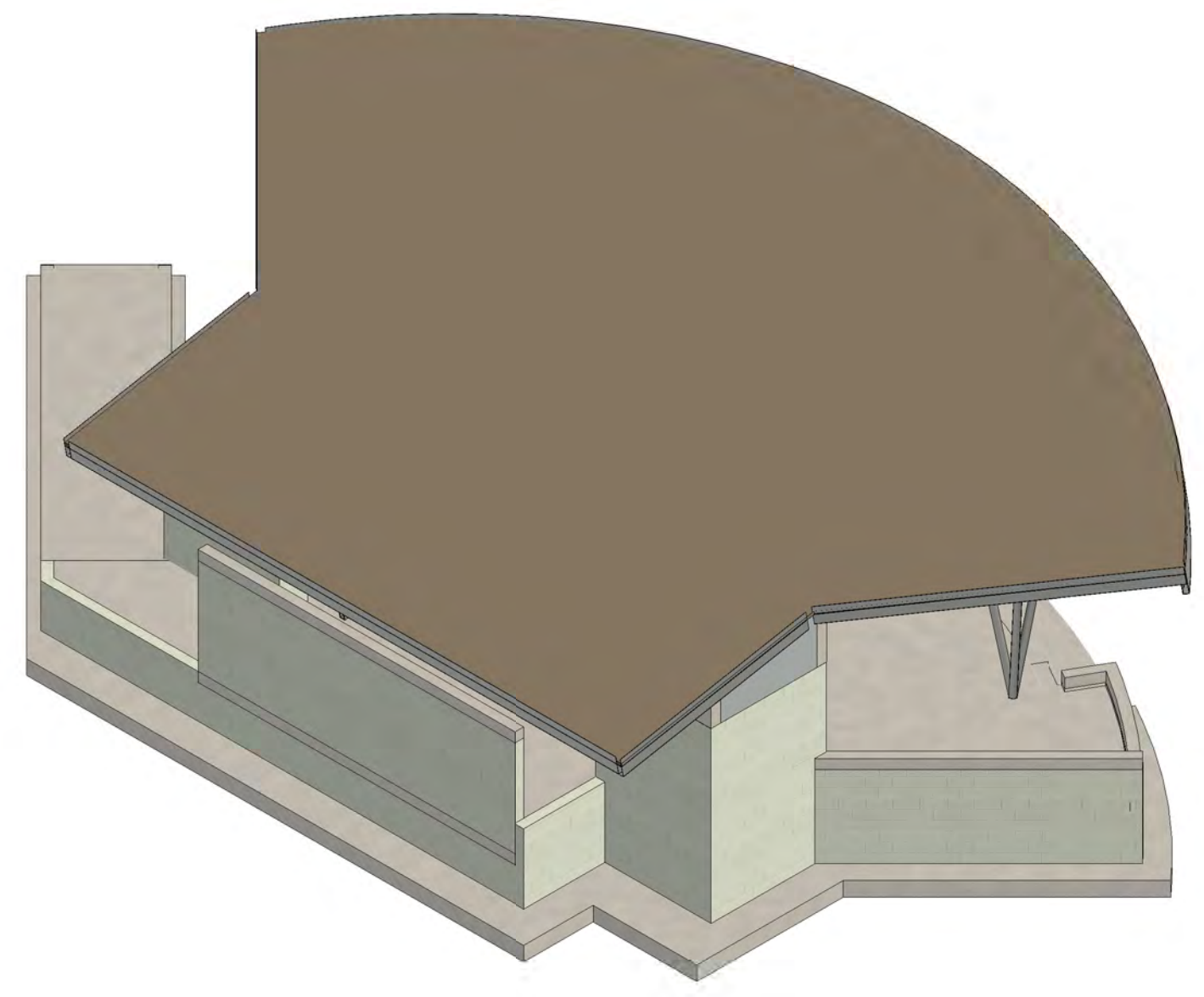
CHECKED BY RM



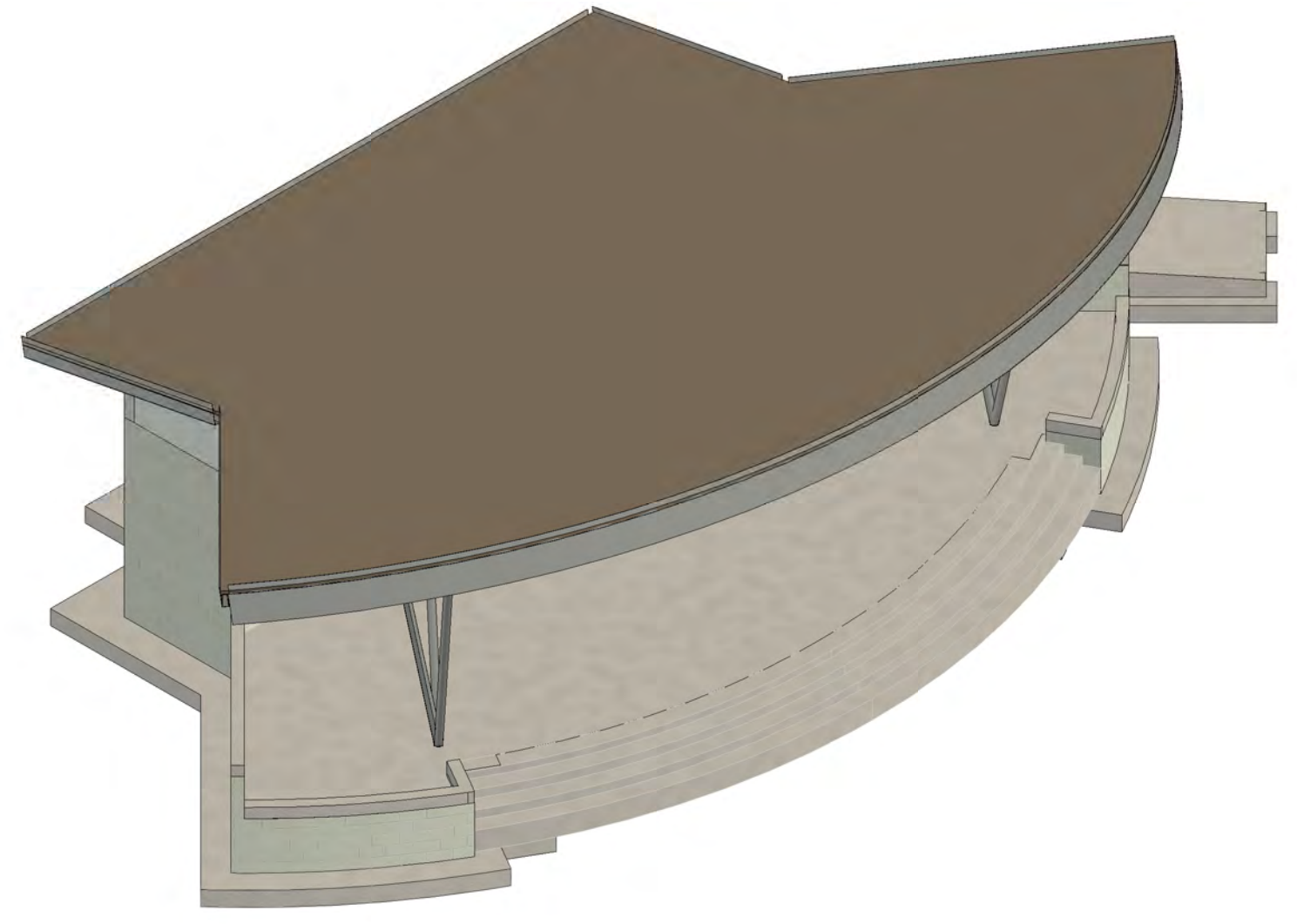
Certificate of Authorization No. 29348

CONSULTING STRUCTURAL ENGINEERS

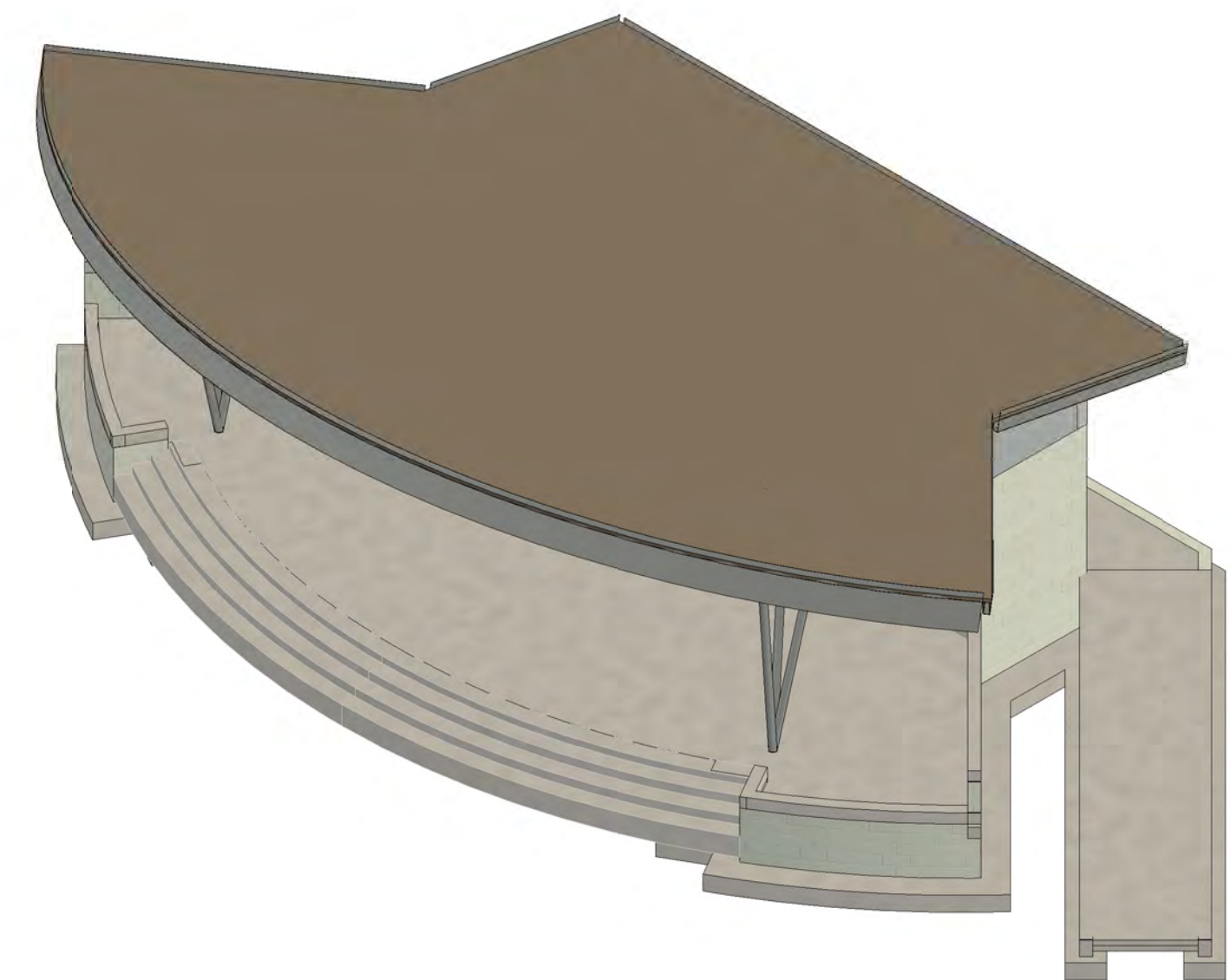
3440 N.E. 12TH AVENUE
OAKLAND PARK, FL 33334
PH: 954-324-4730



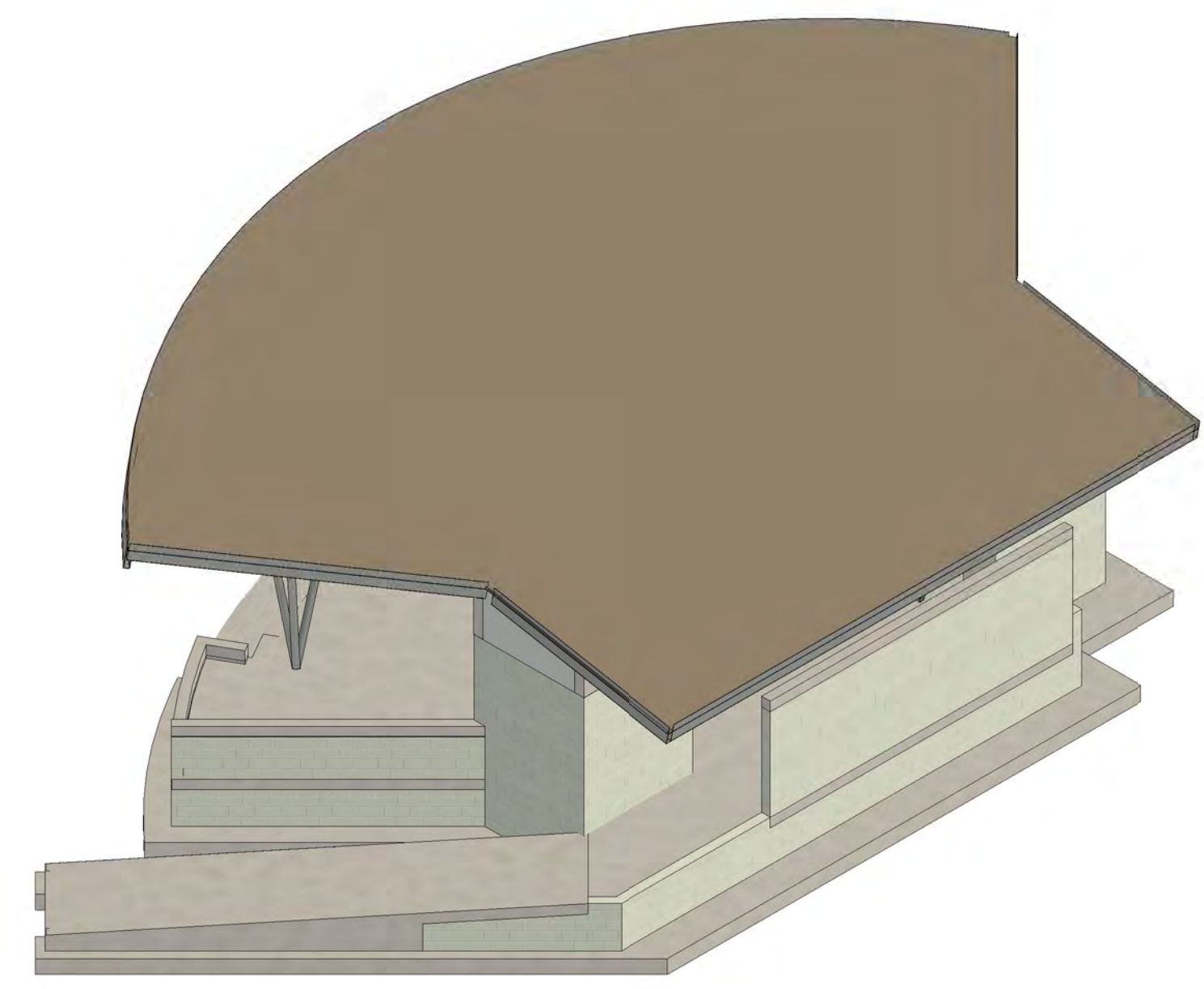
1 3D-VIEW #1
S-5.00



2 3D-VIEW #2
S-5.00




3 3D-VIEW #3
S-5.00




4 3D-VIEW #4
S-5.00

DESIGN CONSULTANT



3D VIEWS

SHEET TITLE



AAC001323-EB0004379-CGC010769
2937 W. Cypress Creek Rd., Suite 200
Fort Lauderdale, Florida 33309
Tel: 954.484.4000 Fax: 954.484.5588
www.acaiarchitects.com

ARCHITECT OF RECORD

MUE21041501


PROJECT NUMBER

S-5.00

SHEET NUMBER

TO THE BEST OF MY KNOWLEDGE AND ABILITY THESE PLANS ARE COMPLETE AND COMPLY WITH THE APPLICABLE BUILDING CODES.

COPYRIGHT 2022 BY ACAI ASSOC., INC.



RICARDO A. MADRIZ
FL P.E. # 68444
OCTOBER 30, 2023

RICARDO A. MADRIZ, STATE OF FLORIDA,
PROFESSIONAL ENGINEER, LICENSE NO: 68444

THIS ITEM HAS BEEN ELECTRONICALLY SIGNED AND SEALED BY RICARDO A. MADRIZ, P.E. ON THE DATE INDICATED HERE USING A SHA AUTHENTICATION CODE/

VERIFY SCALES
0 1"
IF NOT ONE INCH ON THIS SHEET,
ADJUST SCALES ACCORDINGLY.

PRINTED COPIES OF THIS DOCUMENT ARE NOT CONSIDERED SIGNED AND SEALED AND THE SHA AUTHENTICATION CODE MAY BE VERIFIED ON ANY ELECTRONIC COPIES.

NOTE: MUE21041501
THESE DRAWINGS, ALONG WITH THE ARCHITECTURAL DRAWINGS, AND PROJECT MANUAL CONSTITUTE A SINGULAR CONTRACT DOCUMENT AND MUST BE USED TOGETHER IN THEIR ENTIRETY IN THE CONSTRUCTION OF THIS PROJECT.
DETAILS AND VIEWS ON THIS SHEET ARE TO SCALE INDICATED WHEN PRINTED ON A 24"x36" SIZE SHEET.

SUBMITTALS:	
PHASE	DATE
PERMIT SET	10/25/2023

REVISIONS:

NO.	DESCRIPTION	DATE


PROJECT TEAM
PROFESSIONAL IN CHARGE

ADOLFO J. COTILLA, JR., AIA
 REGISTRATION NUMBER AR-0008011
 APPROVED BY RM
 DESIGNED BY DD
 DRAWN BY OS
 CHECKED BY RM




Certificate of Authorization No. 29348
 CONSULTING STRUCTURAL ENGINEERS
 3440 N.E. 12TH AVENUE
 OAKLAND PARK, FL 33334
 PH: 954-324-4730

DESIGN CONSULTANT



MONUMENT ENTRY SIGN & PEDESTAL FLOOR PLANS

SHEET TITLE



AAC001323-EB0004379-CGC010769
 2937 W. Cypress Creek Rd., Suite 200
 Fort Lauderdale, Florida 33309
 Tel: 954.484.4000 Fax: 954.484.5588
 www.acaiarchitects.com
 ARCHITECT OF RECORD

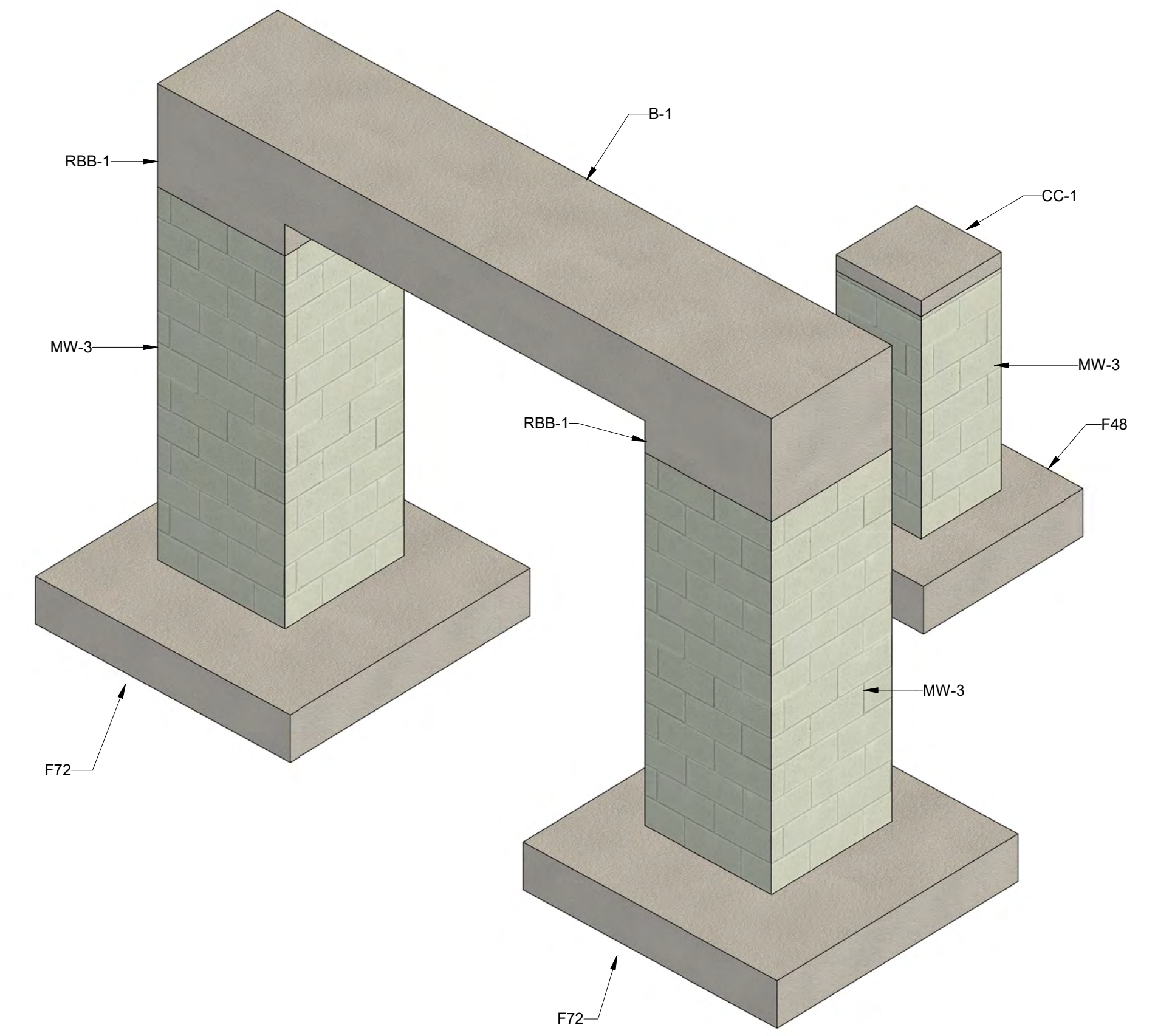
MUE21041501

PROJECT NUMBER

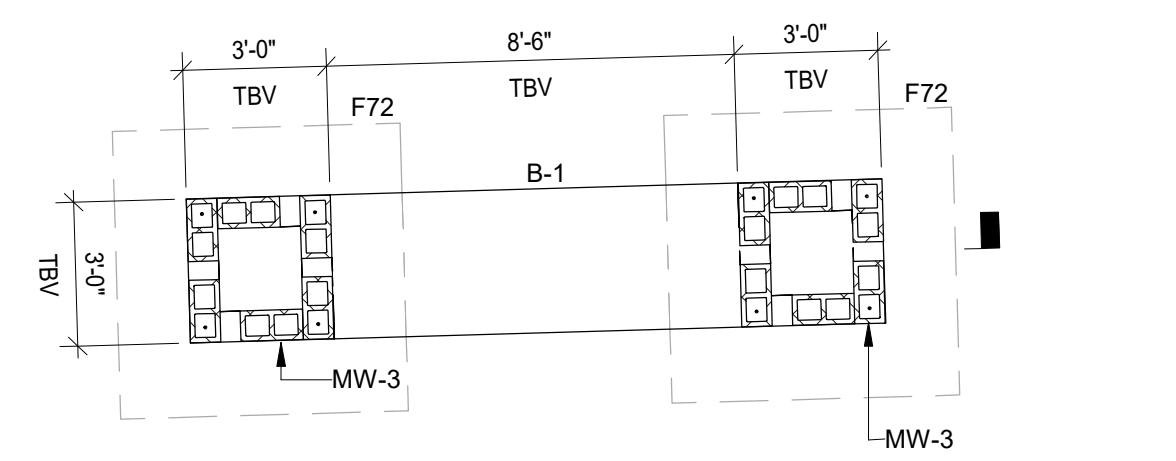
S-6.00

TO THE BEST OF MY KNOWLEDGE AND ABILITY THESE PLANS ARE COMPLETE AND COMPLY WITH THE APPLICABLE BUILDING CODES.

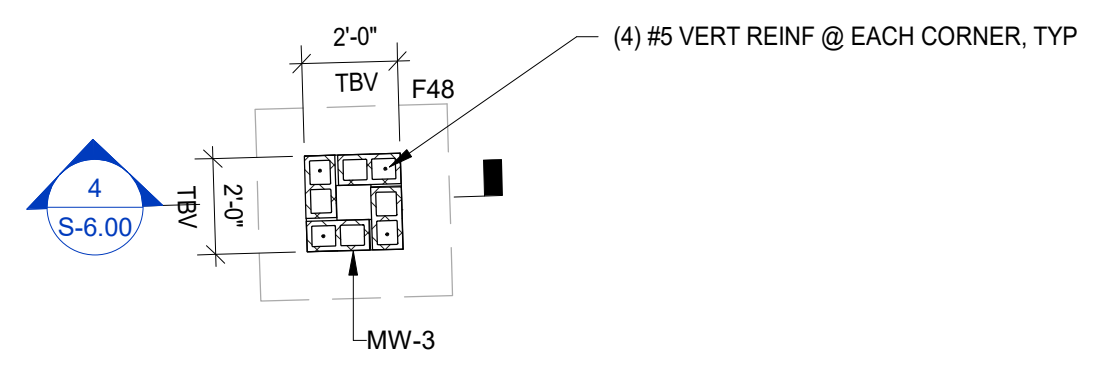
COPYRIGHT 2022 BY ACAI ASSOC., INC.
 Exhibit 1
 Page 122 of 123



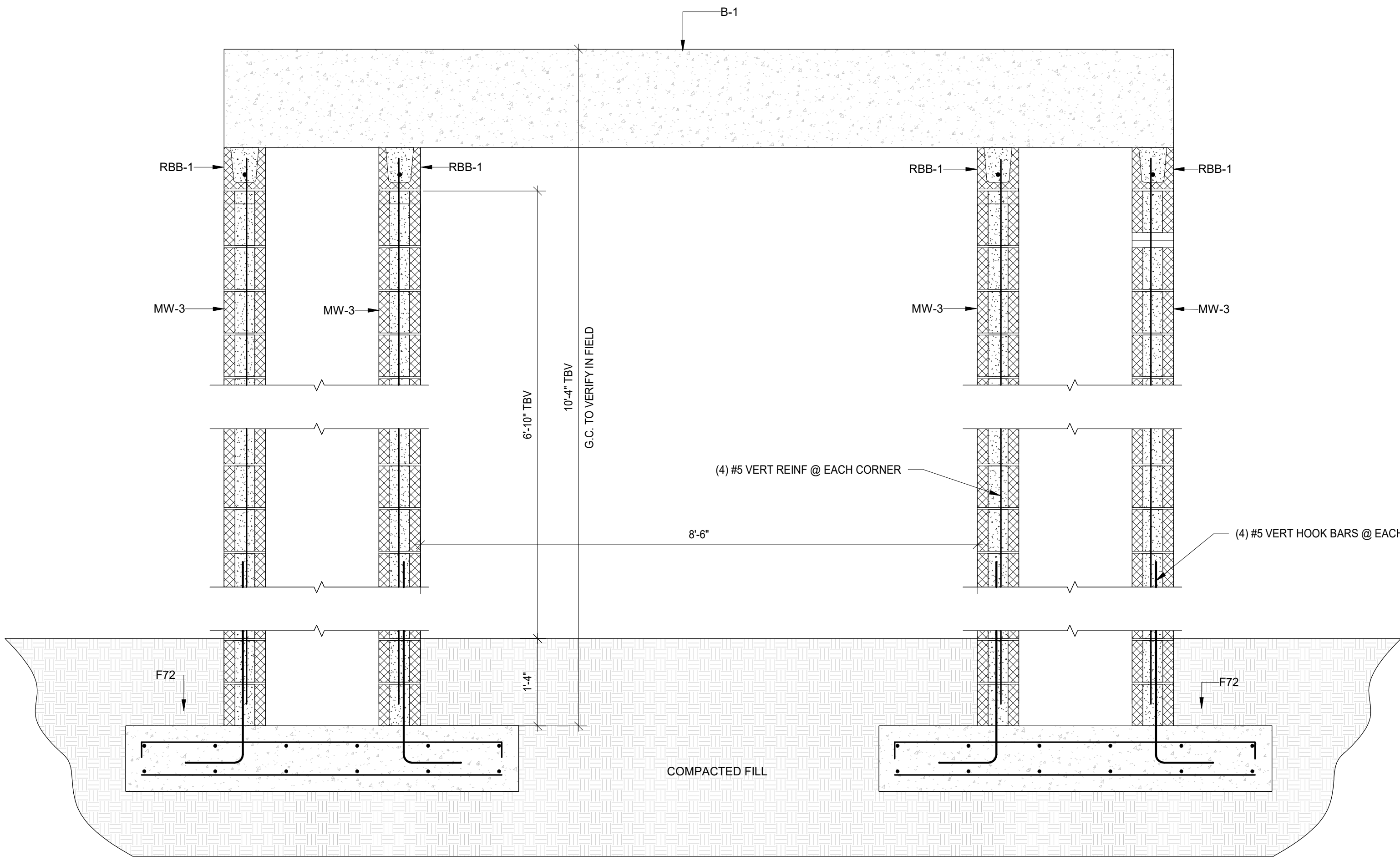
5 3D-VIEW
 S-6.00



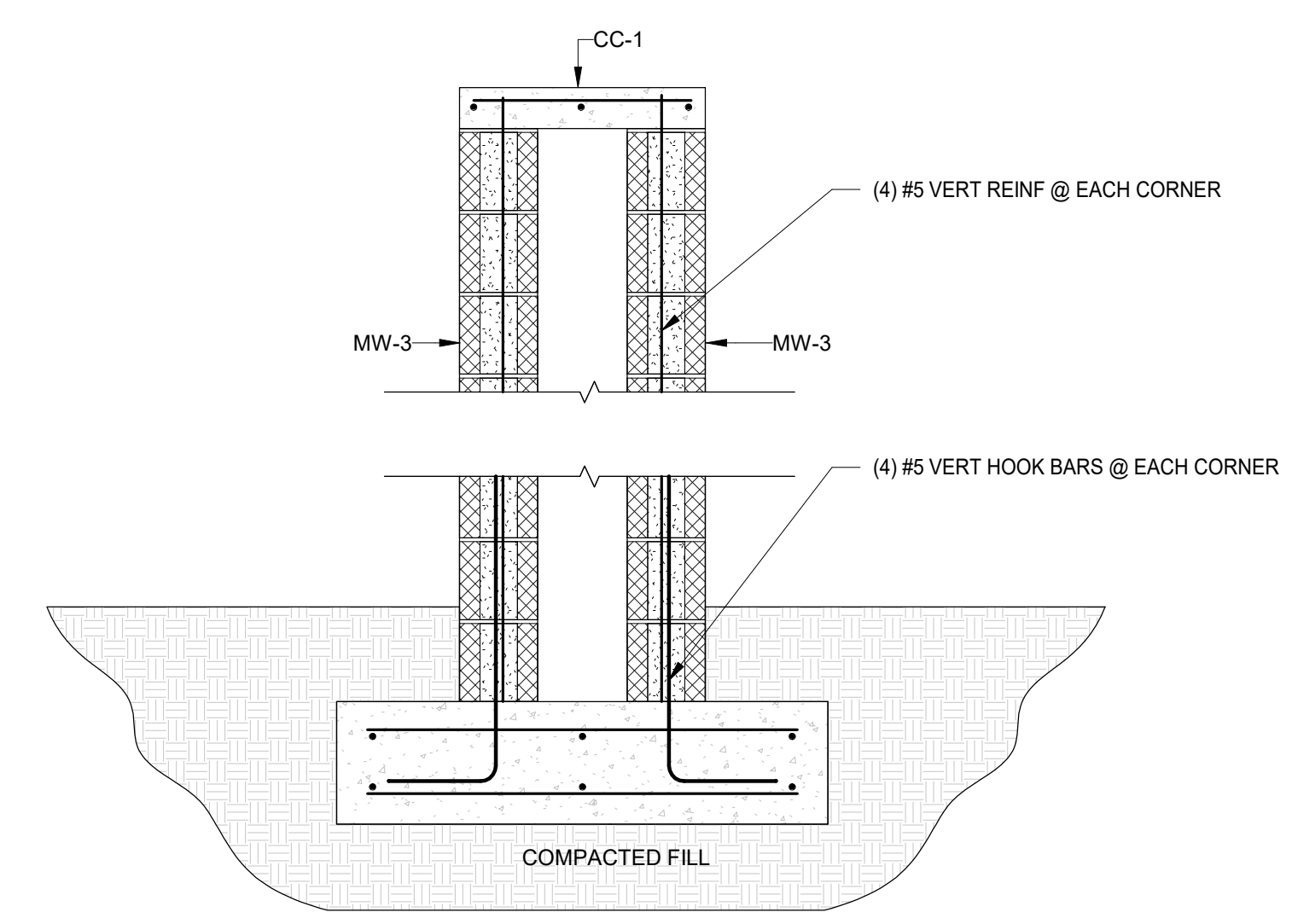
1 MONUMENT ENTRY SIGN - FLOOR PLAN
 S-6.00 1/4" = 1'-0"
 NORTH



2 PEDESTAL - FLOOR PLAN
 S-6.00 1/4" = 1'-0" IF PRINTED ON 24X36 PAPER.
 NORTH



3 3/S-2.01
 S-6.00 REF: 1/ S-6.00



4 4/S-2.01
 S-6.00 REF: 2/ S-6.00

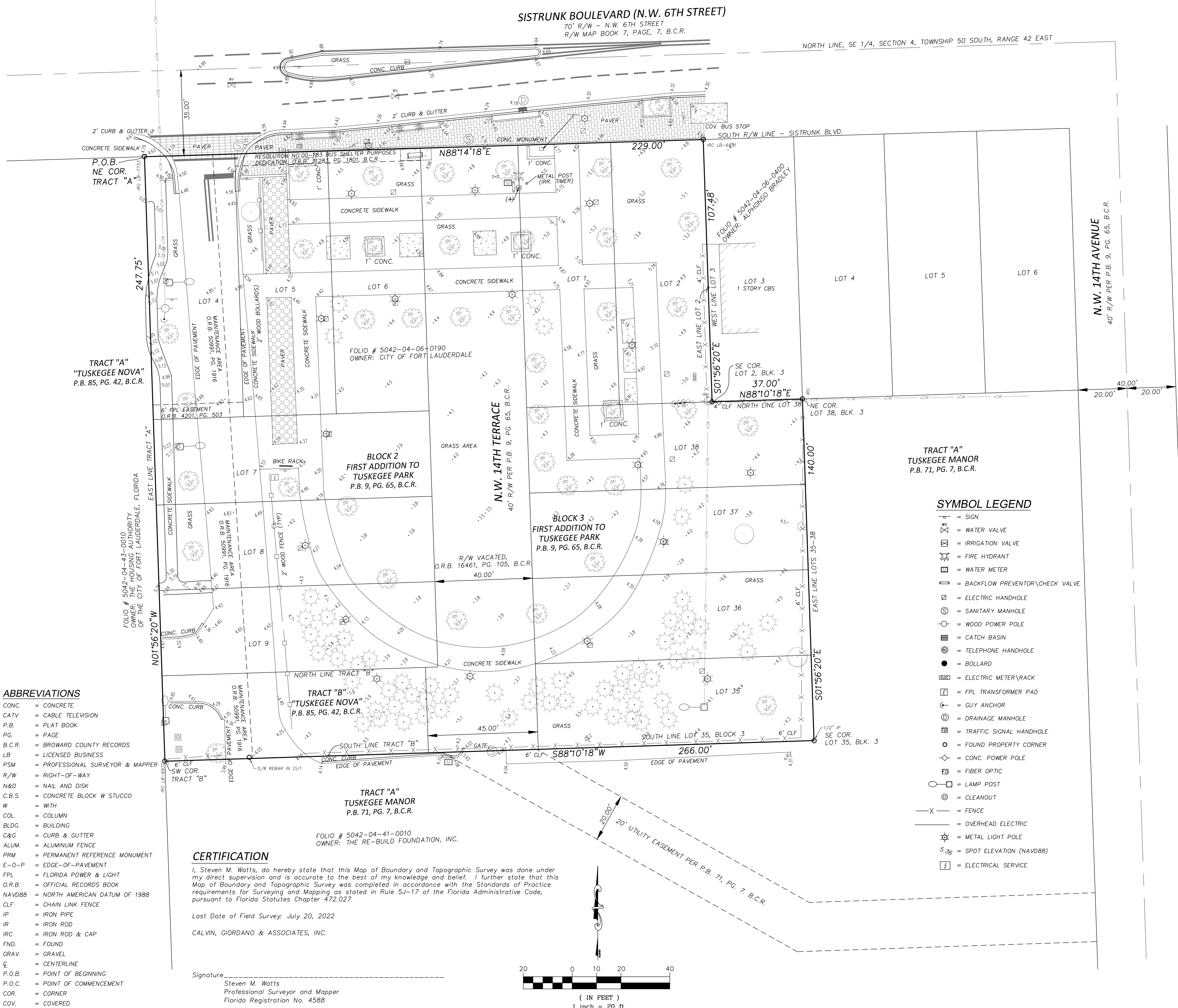
VERIFY SCALES
 0 1"
 IF NOT ONE INCH ON THIS SHEET,
 ADJUST SCALES ACCORDINGLY.

PRINTED COPIES OF THIS DOCUMENT ARE NOT CONSIDERED SIGNED AND SEALED AND THE SHA AUTHENTICATION CODE MAY BE VERIFIED ON ANY ELECTRONIC COPIES.

NOTE: MUE21041501 THESE DRAWINGS, ALONG WITH THE ARCHITECTURAL DRAWINGS, AND PROJECT MANUAL CONSTITUTE A SINGULAR CONTRACT DOCUMENT AND MUST BE USED TOGETHER IN THEIR ENTIRETY IN THE CONSTRUCTION OF THIS PROJECT. DETAILS AND VIEWS ON THIS SHEET ARE TO SCALE INDICATED WHEN PRINTED ON A 24"X36" SIZE SHEET.

C:\Users\OSy\OneDrive\Documents\MUE21041501-s\rev10221-BandBldg_OSy\one.rvt 10/27/2023 11:52:31 AM

File Name: C:\Users\swatts\OneDrive - SAFEbuild\Documents\Fort Lauderdale Provident Park\Sketch\22-7287-V-15-Provident Park Update 2022.dwg - (Plotted by: Steve Watts on Tuesday, November 1, 2022 2:44:11 PM)



LEGAL DESCRIPTION


A parcel of land being all of Tract "B", "TUSKEGEE NOVA" according to the plat thereof, as recorded in Plat Book 85, Page 42, of the Public Records of Broward County, Florida, being a portion of Lots 1 and 2, Block 3, a portion of Lots 4, 5 and 6, Block 2, all of Lots 7, 8 and 9, Block 2, and all of Lots 35, 36, 37 and 38, Block 3, FIRST ADDITION TO TUSKEGEE PARK, according to the plat thereof, as recorded in Plat Book 9, Page 65, of the Public Records of Broward County, Florida, said parcel being more particularly describe as follows:
BEGIN at the Northeast corner of Tract "A", of said "TUSKEGEE NOVA", said point also being on the South right-of-way line of Sistrunk Boulevard (N.W. 6th Street);
THENCE N 88°14'18" E along the said South right-of-way line of Sistrunk Boulevard a distance of 229.00 feet to a point on the East line of said Lot 2, Block 3, FIRST ADDITION TO TUSKEGEE PARK;
THENCE S 01°56'20" E along the said East line of Lot 2, Block 3, a distance of 107.48 feet to the Southeast corner of said Lot 2, Block 3, said point also being on the North line of said Lot 38, Block 3;
THENCE N 88°10'18" E along the said North line of Lot 38, Block 3 a distance of 37.00 feet to the Northeast corner of said Lot 38, Block 3;
THENCE S 01°56'20" E along the East line of said Lots 35, 36, 37 and 38, Block 3 a distance of 140.00 feet to the Southeast corner of said Lot 35, Block 3;
THENCE S 88°10'18" W along the South line of Lot 35, Block 3 and the South line of said Tract "B", "TUSKEGEE NOVA", a distance of 266.00 feet to the Southwest corner of said Tract "B", said point also being on the East line of said Tract "A", "TUSKEGEE NOVA"
THENCE N 01°56'20" W along the said East line of Tract "A", a distance of 247.75 feet to the POINT OF BEGINNING.
Said parcel situate within the City of Fort Lauderdale, Broward County, Florida containing 61, 884 square feet, more or less.

TITLE SEARCH REPORT:

- National Title and Abstract Company, Title Search Report, Search Number: 22-95345, Address: 1412 NW 6th Street; County: Broward; Parcel: Provident Park; Certified from February 24, 1926, through October 24, 2022, at 2:30 p.m. has been reviewed and Covenants, Restrictions, Easement and Related Documents as they pertain to survey matters are as follows:
- All matters shown on the plat of FIRST ADDITION TO TUSKEGEE PARK, filed February 24, 1926, recorded in Plat Book 9, at Page 65. "PLAT INFORMATION SHOWN HEREON."
 - All matters shown on the plat of TUSKEGEE NOVA, April 1, 1975, recorded in Plat Book 85, at Page 42."PLAT INFORMATION SHOWN HEREON."
 - Resolution No. A-927 filed May 3, 1961, and recorded in Official Records Book 2168, Page 529. "A PORTION OF THE PROPERTY AS DESCRIBED HEREON A PORTION OF THE PROPERTY AS DESCRIBED IN REFERENCED DOCUMENT."
 - Resolution No. A-1220 filed December 8, 1965, and recorded in Official Records Book 2921, Page 662."A PORTION OF THE PROPERTY AS DESCRIBED HEREON A PORTION OF THE PROPERTY AS DESCRIBED IN REFERENCED DOCUMENT."
 - Resolution filed August 4, 1967, and recorded in Official Records Book 3473, Page 25."THE PROPERTY AS DESCRIBED HEREON A PORTION OF THE PROPERTY AS DESCRIBED IN REFERENCED DOCUMENT."
 - Easement granted to Florida Power & Light Company, filed May 1, 1970, and recorded in Official Records Book 4201, Page 503. "EASEMENT INFORMATION SHOWN HEREON"
 - Ordinance No. C-89-23 filed May 24, 1989, and recorded in Official Records Book 16461, Page 105."VACATED R/W OF N.W. 14TH TERRACE SHOWN HEREON"
 - Revocable License Agreement filed January 30,1991, and recorded in Official Records Book 18234, Page 559."AFFECTS SISTRUNK BLVD. (N.W. 6TH STREET) ADJACENT TO THE PROPERTY AS DESCRIBER HEREON."
 - Resolution No. 00-183 filed February 16, 2001, and recorded in Official Records Book 31283, Page 1801."PUBLIC R/W DEDICATION SHOWN HEREON."
 - Ordinance No. 2002-61 filed November 21, 2002, and recorded in Official Records Book 34145, Page 1891."THE PROPERTY AS DESCRIBED HEREON A PORTION OF THE PROPERTY AS DESCRIBED IN REFERENCED DOCUMENT."
 - Resolution No. 95-86 filed November 16, 2004, and recorded in Official Records Book 38544, Page 1743."THE PROPERTY AS DESCRIBED HEREON A PORTION OF THE PROPERTY AS DESCRIBED IN REFERENCED DOCUMENT."
 - Declaration regarding Maintenance Obligation (Northwest Gardens IV) dated July 30, 2014, filed August 5, 2014, and recorded in Official Records Book 50991, Page 1916."MAINTENANCE AREA AS DESCRIBED IN REFERENCED DOCUMENT SHOWN HEREON."

BOUNDARY & TOPOGRAPHIC SURVEY NOTES:

- Calvin, Giordano & Associates, did not research title for this property and the plats, rights-of-way, and easements as shown hereon are per the Public Records of Broward County, Florida via the Broward County Property Appraiser's and Clerk of the Court's web sites.
- The purpose of this Map Survey is to prepare a Boundary and Topographic Survey of the parcels of land known as Provident Park, as described under Broward County Folio Number: 5042-04-06-0190, all above ground improvements within the site have been located and shown hereon.
- Not valid without the signature and original raised seal of a Florida Professional Surveyor & Mapper.
- Underground improvements and/or encroachments were not located as part of this survey task.
- Unless otherwise noted hereon, record and measured values are in substantial agreement.
- The horizontal features shown hereon are plotted to within 1/20 of the map scale.
- Horizontal and vertical data shown hereon was obtained utilizing a "TOPCON ES-105" Total Station and "TDS-NOMAD" Data Collection System.
- Bearings shown hereon are assumed and referenced to the East line of Tract "A", "TUSKEGEE NOVA", as recorded in Plat Book 85, Page 42, B.C.R., have a bearing of N 01°56'00" E.
- Horizontal feature location is to the center of the symbol and may be enlarged for clarity.
- The elevations shown hereon are based on North American Vertical Datum of 1988 (NAVD88) and referenced to the City of Fort Lauderdale Bench Mark Number: BM17, Elevation= 5.11' (NAVD88), (Published as 6.68' NGVD29); being PK Nail in Brass Disc stamped City of Fort Lauderdale NW17, located at the top of curb northwest corner of NW 6th St. and NW 14th Ave.
- Flood Zone Information
Flood Zone: V-1
Community Number: 125105 City of Fort Lauderdale
Panel Number: 0368
Map Number: 12011C0368
Suffix: H
Dated: 08-18-2014



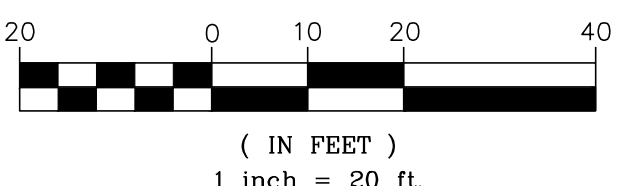
- ABBREVIATIONS**
- CONC. = CONCRETE
 - CATV = CABLE TELEVISION
 - P.B. = PLAT BOOK
 - PG. = PAGE
 - B.C.R. = BROWARD COUNTY RECORDS
 - LB = LICENSED BUSINESS
 - PSM = PROFESSIONAL SURVEYOR & MAPPER
 - R/W = RIGHT-OF-WAY
 - N&D = NAIL AND DISK
 - C.B.S. = CONCRETE BLOCK W STUCCO
 - W = WITH
 - COL. = COLUMN
 - BLDG. = BUILDING
 - C&G = CURB & GUTTER
 - ALUM. = ALUMINUM FENCE
 - PRM = PERMANENT REFERENCE MONUMENT
 - E-O-P = EDGE-OF-PAVEMENT
 - FPL = FLORIDA POWER & LIGHT
 - O.R.B. = OFFICIAL RECORDS BOOK
 - NAVD88 = NORTH AMERICAN DATUM OF 1988
 - CLF = CHAIN LINK FENCE
 - IP = IRON PIPE
 - IR = IRON ROD
 - IRC = IRON ROD & CAP
 - FND. = FOUND
 - GRAV. = GRAVEL
 - CL = CENTERLINE
 - P.O.B. = POINT OF BEGINNING
 - P.O.C. = POINT OF COMMENCEMENT
 - COR. = CORNER
 - COV. = COVERED

CERTIFICATION

I, Steven M. Watts, do hereby state that this Map of Boundary and Topographic Survey was done under my direct supervision and is accurate to the best of my knowledge and belief. I further state that this Map of Boundary and Topographic Survey was completed in accordance with the Standards of Practice requirements for Surveying and Mapping as stated in Rule 5J-17 of the Florida Administrative Code, pursuant to Florida Statutes Chapter 472.027.

Last Date of Field Survey: July 20, 2022
CALVIN, GIORDANO & ASSOCIATES, INC.

Signature: Steven M. Watts
Professional Surveyor and Mapper
Florida Registration No. 4588



SYMBOL LEGEND

- SIGN
- WATER VALVE
- IRRIGATION VALVE
- FIRE HYDRANT
- WATER METER
- BACKFLOW PREVENTOR/CHECK VALVE
- ELECTRIC HANDHOLE
- SANITARY MANHOLE
- WOOD POWER POLE
- CATCH BASIN
- TELEPHONE HANDHOLE
- BOLLARD
- ELECTRIC METER/RACK
- FPL TRANSFORMER PAD
- GUY ANCHOR
- DRAINAGE MANHOLE
- TRAFFIC SIGNAL HANDHOLE
- FOUND PROPERTY CORNER
- CONC. POWER POLE
- FIBER OPTIC
- LAMP POST
- CLEANOUT
- FENCE
- OVERHEAD ELECTRIC
- METAL LIGHT POLE
- SPOT ELEVATION (NAVD88)
- ELECTRICAL SERVICE

NO	DATE	REVISION	BY	NO	DATE	REVISION	BY
1	11/01/2022	ADD TITLE SEARCH INFORMATION & REPORT	SMW				

DESIGNED DATE F.B. 908-47
DRAWN 07/21/2022
DATE PD
CHECKED 07/22/2022
DATE SMW

Calvin, Giordano & Associates, Inc.
EXCEPTIONAL SOLUTIONS
1800 Eller Drive, Suite 600, Fort Lauderdale, Florida 33316
Phone: 954.921.7781 • Fax: 954.921.8807
Certificate of Authorization 6791

PROVIDENT PARK
CITY OF FORT LAUDERDALE, FLORIDA

BOUNDARY & TOPOGRAPHIC SURVEY
1412 NW 6TH STREET, FORT LAUDERDALE, FL

SEAL
NOT VALID WITHOUT THE SIGNATURE AND THE SEAL OF A FLORIDA LICENSED SURVEYOR & MAPPER
STEVEN M. WATTS
PSM NO. 4588

SCALE 1" = 20'
PROJECT No 22-7287
CAD FILE
SHEET: 1 of 1